

Indicator: Gonorrhea rate per 100,000 population

Overview

Why is this indicator important?

Nearly half of the gonorrhea cases reported in Minnesota are among Hennepin County residents. In men, epididymitis (a painful condition affecting the testes) and in women, pelvic inflammatory disease (PID), may develop as a result of untreated gonorrhea. These conditions can lead to infertility in both sexes. Although treatable, gonorrhea continues to persist in the population because people may fail to recognize the symptoms or attribute their condition to other causes.

How are we doing?

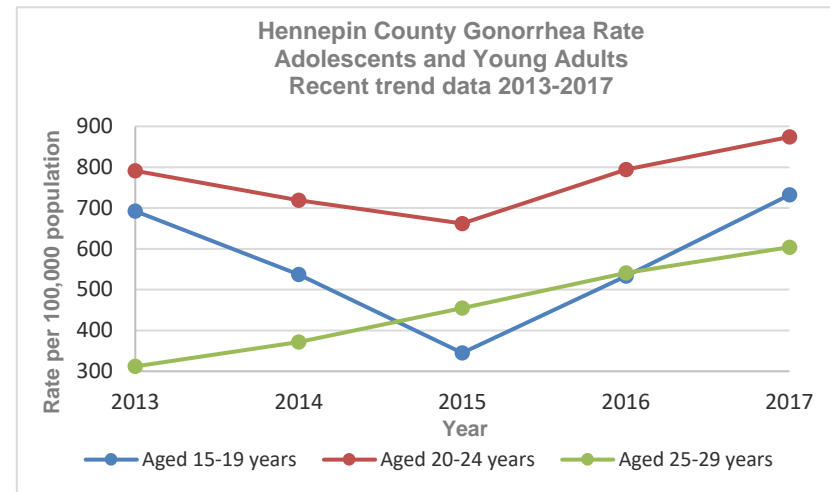
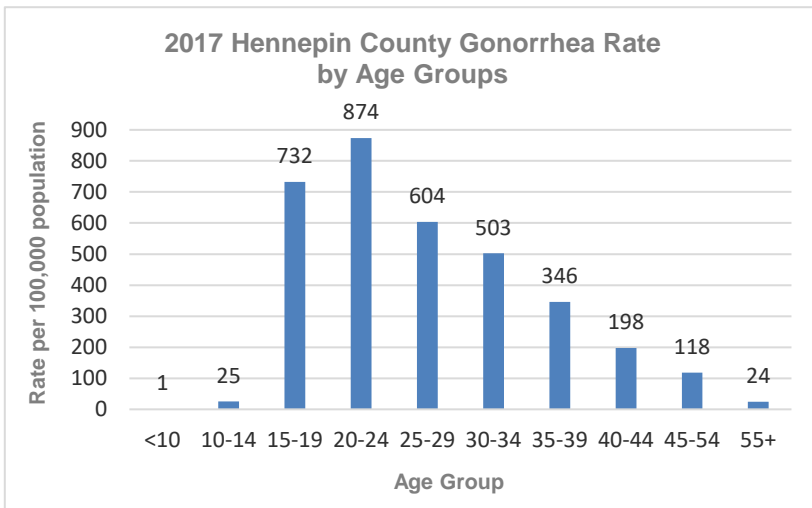
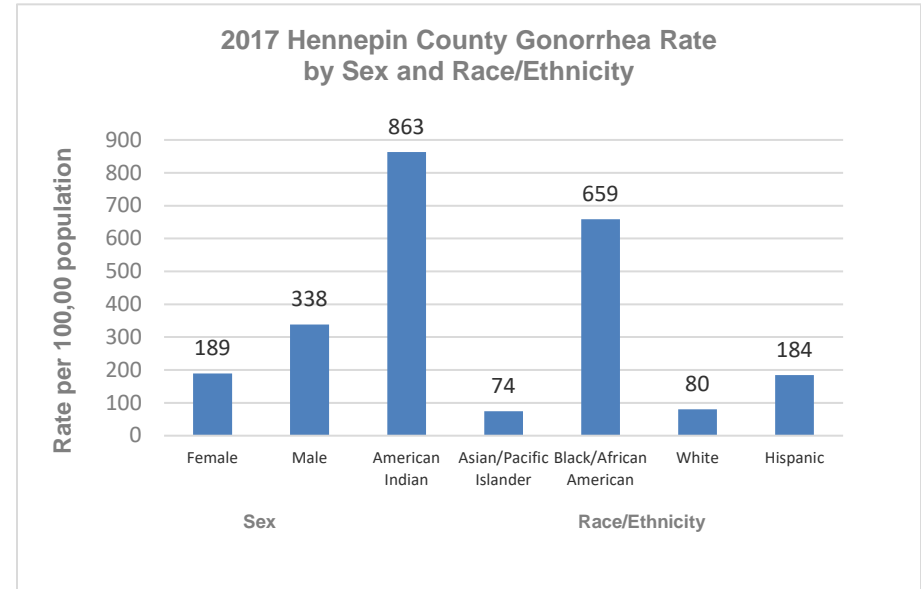
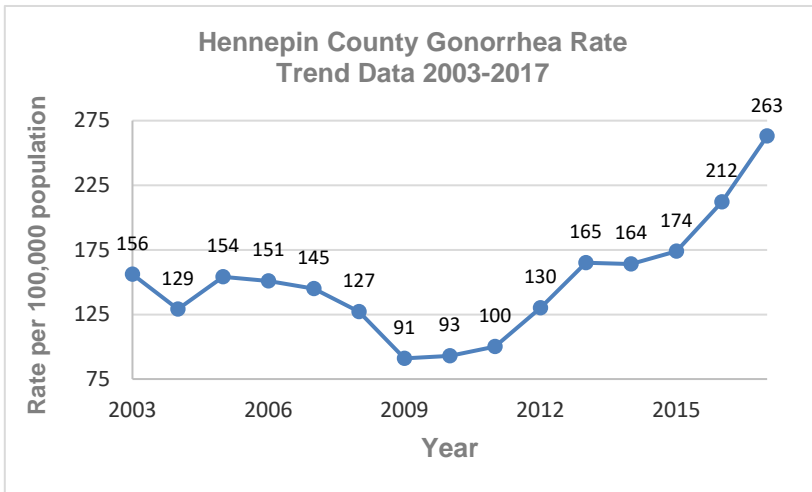
- In 2017, the gonorrhea rate was higher in *males* than in females (338 cases versus 189 cases per 100,000 population). Previously, gonorrhea rates were reported about equally in women and men.
- Gonorrhea remains disproportionately high in the *American Indian* and the *Black/African American* population.
- Sexually active *young adults* (aged 20-24 years or aged 25-29 years) and *adolescents* (aged 15-19 years) are at highest risk for gonorrhea infections.

Data Source: Minnesota Department of Health – Sexually Transmitted Diseases Annual Surveillance Data, 2017

Population		Rate per 100,000	Number of Cases*
Hennepin County population overall		263	3,027
Race/Ethnicity	American Indian	863	92
	Asian/Pacific Islander	74	73
	Black/African American	659	1,161
	White	80	703
	Hispanic/Latino	184	160
Age Groups	Under 10 years	1	1
	10-14 years	25	17
	15-19 years	732	532
	20-24 years	874	736
	25-29 years	604	610
	30-34 years	503	436
	35-39 years	346	264
	40-44 years	198	155
	45-54 years	118	202
	55 years or over	24	74
Gender	Females	189	1,106
	Males	338	1,915

*See Technical Notes for information on the data source, limitations on reporting, and the definitions of the variables.

Indicator: Gonorrhea rate per 100,000 population



Indicator: Gonorrhea rate per 100,000 population

Technical Notes

Definition of indicator: Hennepin County's gonorrhea rate per 100,000 population includes people diagnosed within a given calendar year.

Data source: Doctors, clinics, and other health services providers are required to report all laboratory-confirmed cases of gonorrhea to the Minnesota Department of Health (MDH). Annually, the Epidemiology unit of Hennepin County's Department of Human Services and Public Health (HSPHD) receives a database with demographic information about the reported cases. The Epidemiology unit reviews these data and produces case counts and population rates using 2010 US Census Bureau population estimates, except for rates by race. Rates by race are calculated using the US Census Bureau's Bridged Population Estimates as the base for the rates per 100,000 population. This information is reported in the Hennepin County Annual STD Surveillance Report. Additional information about sexually transmitted diseases in Hennepin County can be found at <http://www.hennepin.us/epiupdates>.

Importance of this indicator: Nearly half of the gonorrhea cases reported in Minnesota are among Hennepin County residents. In men, epididymitis (a painful condition affecting the testes) and in women, pelvic inflammatory disease (PID), may develop as a result of untreated gonorrhea. These conditions can lead to infertility in both sexes. Although treatable, gonorrhea continues to persist in the population because people may fail to recognize the symptoms or attribute their condition to other causes.

Health disparities: Sexually active adolescents (aged 15-19) and young adults (aged 20-24 and aged 25-29) comprise the age groups with the highest risk for gonorrhea infections. The rates in 2017 for these groups were: 732, 874, and 604 cases per 100,000 population, respectively, compared to 263 cases per 100,000 population for the Hennepin County population overall. In 2017, the gonorrhea infection rate for males was nearly two times higher than for females (338 cases as compared to 189 cases per 100,000 population). Gonorrhea rates in 2017 for American Indian and Black/African American populations were also notably higher than the overall rate for Hennepin County. The rates for these two groups were 863 and 659 per 100,000 population, respectively, compared to 263 per 100,000 population for the Hennepin County population overall.

Special notes on reporting rates by race/ethnicity: The rate reported for Black/African Americans combines members from both the US-born and African-born communities; rates would be expected to be different for these two sub-groups.

Special notes on location of residence: The number of cases and rates per 100,000 population reported for sexually transmitted infections differs notably by location of residence. For gonorrhea, the rate for Minneapolis was 538 cases per 100,000 population compared to 263 cases per 100,000 population for Hennepin County overall. Minneapolis residents comprised 2059 of the 3027 cases of gonorrhea reported in Hennepin County in 2017.

Special notes on reporting population rates versus numbers of cases for relatively small populations: Both the rate and the actual number of cases have been reported in the table appearing in this fact sheet. Given the actual size of a particular community or sub-group, the magnitude of the rate reported may be very high, where the actual number of cases is relatively small. Both of these statistics (rate and number of cases) should be compared and taken into consideration in determining the scope of the problem for smaller communities or sub-group.