



Disparity Reduction in Action

Board briefing | March 7, 2024

Agenda

- Disparity reduction in action
- Advancing disparity reduction
- Discussion






Disparity Reduction Briefing, March 7, 2024


Our commitment to disparity reduction

Through policies, services and programs we will drive disparity reduction and work to benefit people's lives in the areas of:

-  Connectivity
-  Education
-  Employment
-  Health
-  Housing
-  Income
-  Justice

Disparity Reduction Briefing, March 7, 2024





Connectivity

Hennepin County ensures our technology, transit and transportation systems are accessible, affordable, and climate ready.

2023 snapshot



251
ADA compliant
pedestrian ramps



4.2 miles
of facilities
for people biking




55,000
residents enrolled
in Affordable
Connectivity Program

Disparity reduction in action – Connectivity

Broadband and Digital Inclusion

- Built more than 258 miles of fiber
- Served nearly 3,000 new households
- Leveraged \$873,000 in county funds to construct more than \$14 million in broadband infrastructure
- Provided digital navigation services to more than 6,000 clients





Growth in action – broadband and digital inclusion

Hennepin Connectivity Program

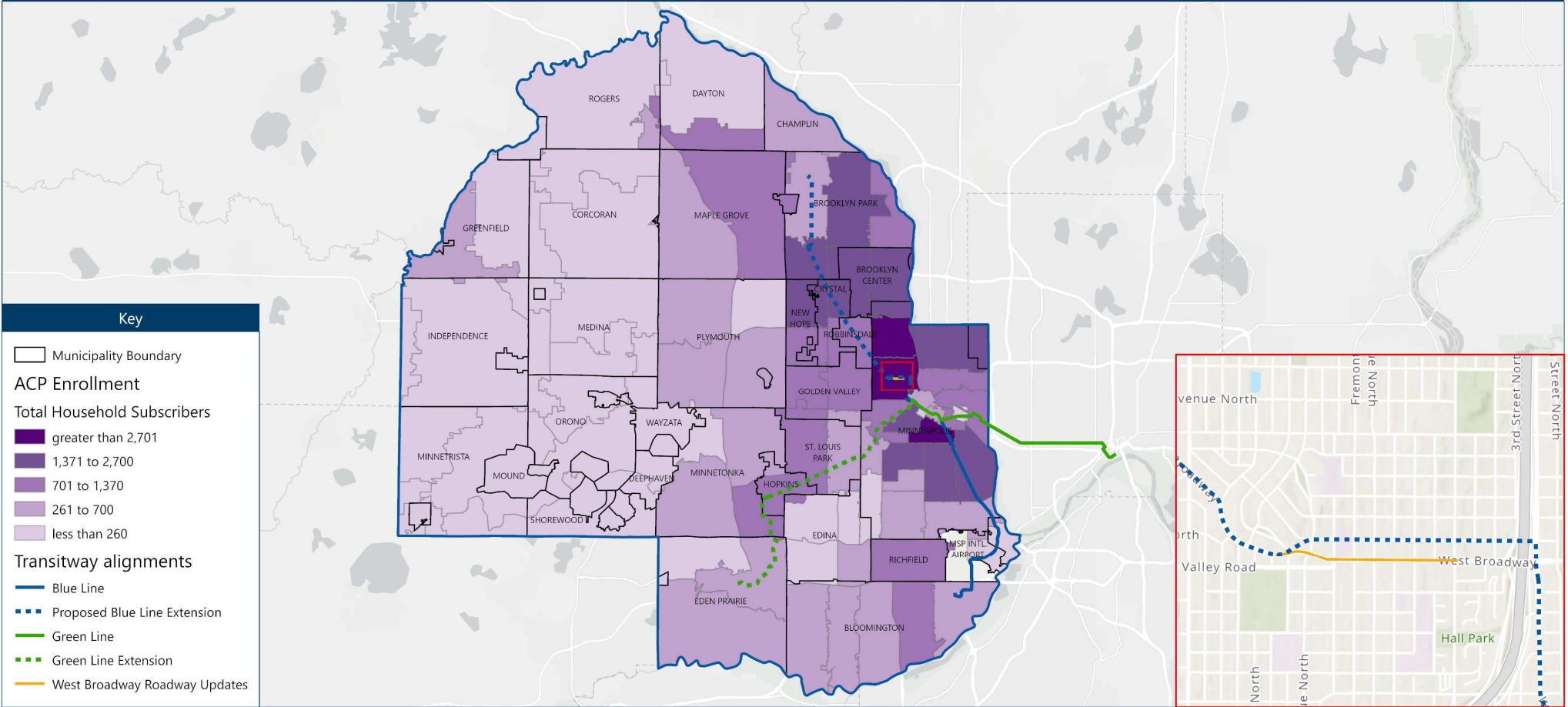
- Automatically enrolling Affordable Connectivity Program participants
- Utilizing 2024 as a pilot for broader strategies
- Aiming to enroll 25,800 households in 2024

Digital equity plan

- Promoting goals, strategies and measures for the long term

Affordable Connectivity Program (ACP) Enrollment

December 2023 by Zip Code | Department of Broadband & Digital Inclusion



Disclaimer: This map (i) is furnished "AS IS" with no representation as to completeness or accuracy; (ii) is furnished with no warranty of any kind; and (iii) is not suitable for legal, engineering or surveying purposes. Hennepin County shall not be liable for any damage, injury or loss resulting from this map.

Publication date: 2/28/2024

Data sources: Universal Service Administrative Co., Hennepin GIS

Basemap sources: Esri, NASA, NGA, USGS, FEMA, Metropolitan Council, MetroGIS, Esri, TomTom, Garmin, SafeGraph, FAO, METI/



Education

Hennepin County supports greater achievement and whole-being outcomes for youth and families through educational success.

2023 snapshot



7,500

library programs
provide learning opportunities
for children and adults



16,000

tutoring sessions
for K-12 students




\$3 million

dedicated to support families
identified by schools with rental
assistance to prevent homelessness

Disparity reduction in action – Education

Education Support Services

- 1,400 students connected to services; 86% students of color
- Increased reading and math assessment scores and grades; school confidence improved significantly
- 97% of early readers increased their literacy skills



Growth in action – education services

- Providing an extensive array of services to individuals and families
- Championing literacy and academic skill development
- Leveraging cross-departmental partnerships
 - Credit recovery services
 - Individualized GED navigation and support
 - Expansion of literacy supports



Employment

Hennepin County promotes meaningful employment opportunities that provide a living wage and comprehensive benefits.

2023 snapshot



210

people referred
to employment and training for
people exiting homelessness pilot



+\$9.05/hr

wage increase
for workforce development
program participants

89%

Pathways hires

remain in their role
for more than 1-year

Disparity reduction in action – Employment

Workforce development

- 403 Pathways graduates and 2,288 interns hired
- Avg wage \$21.50/hr.
- Expanded youth career programs
- Support of small to midsize businesses with talent retention



Growth in action – Employment

Expanded youth career programs

- Structured approach across the county
- Career exploration and job shadowing; mentorship
- Wrap around support services
- Cohort based experiences
- Career development resources for supervisors



Health

Hennepin County provides access to high quality, affordable services that promote whole health and wellbeing.

2023 snapshot



202 million+
impressions
for See Mental Health campaign



1,111
reversed opioid overdoses
by naloxone kits given out by
the Public Health Clinic



\$14 million
distributed in support
of food insecurity

Disparity reduction in action – Health

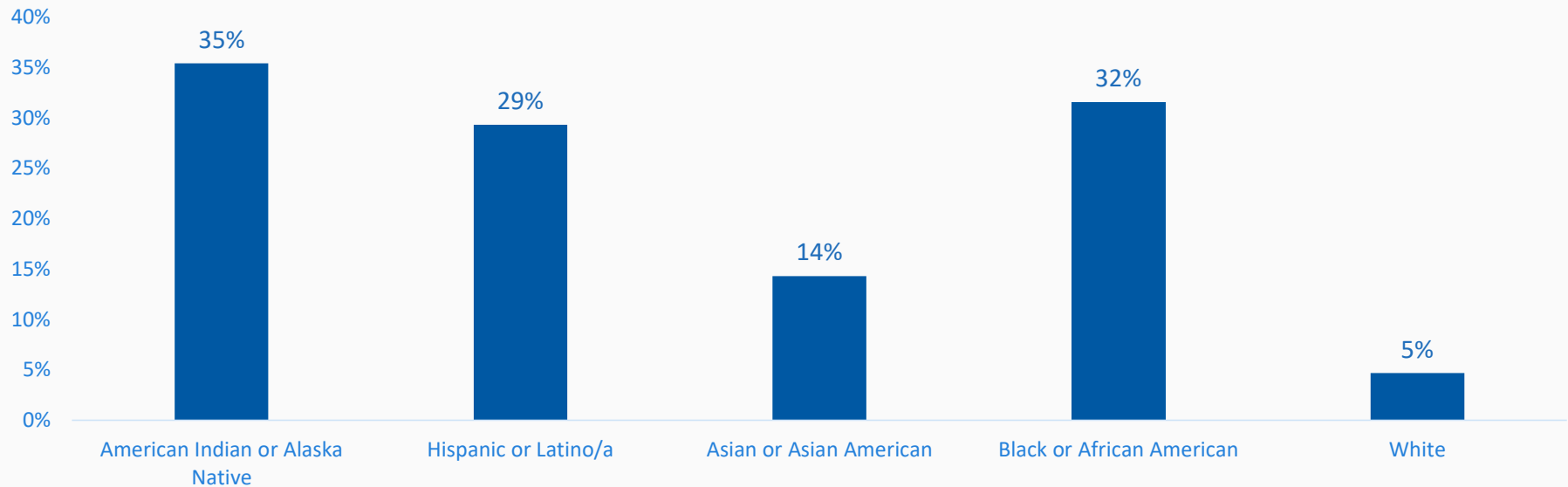
Food insecurity

- Distributed nearly \$14 million in funds to address food insecurity
- Survey feedback – resident needs and barriers to healthy, culturally appropriate foods
- Developed framework for a Food Security Partners Network

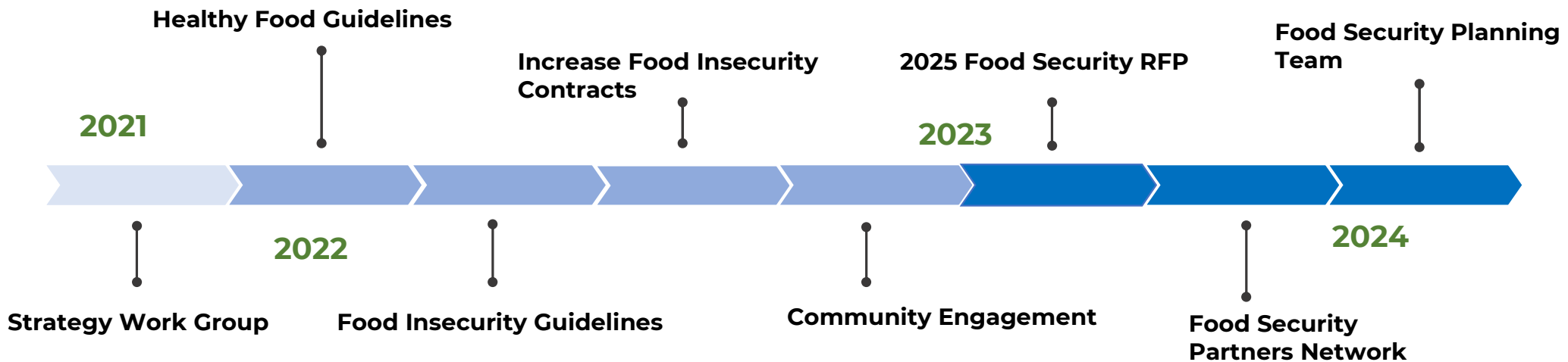


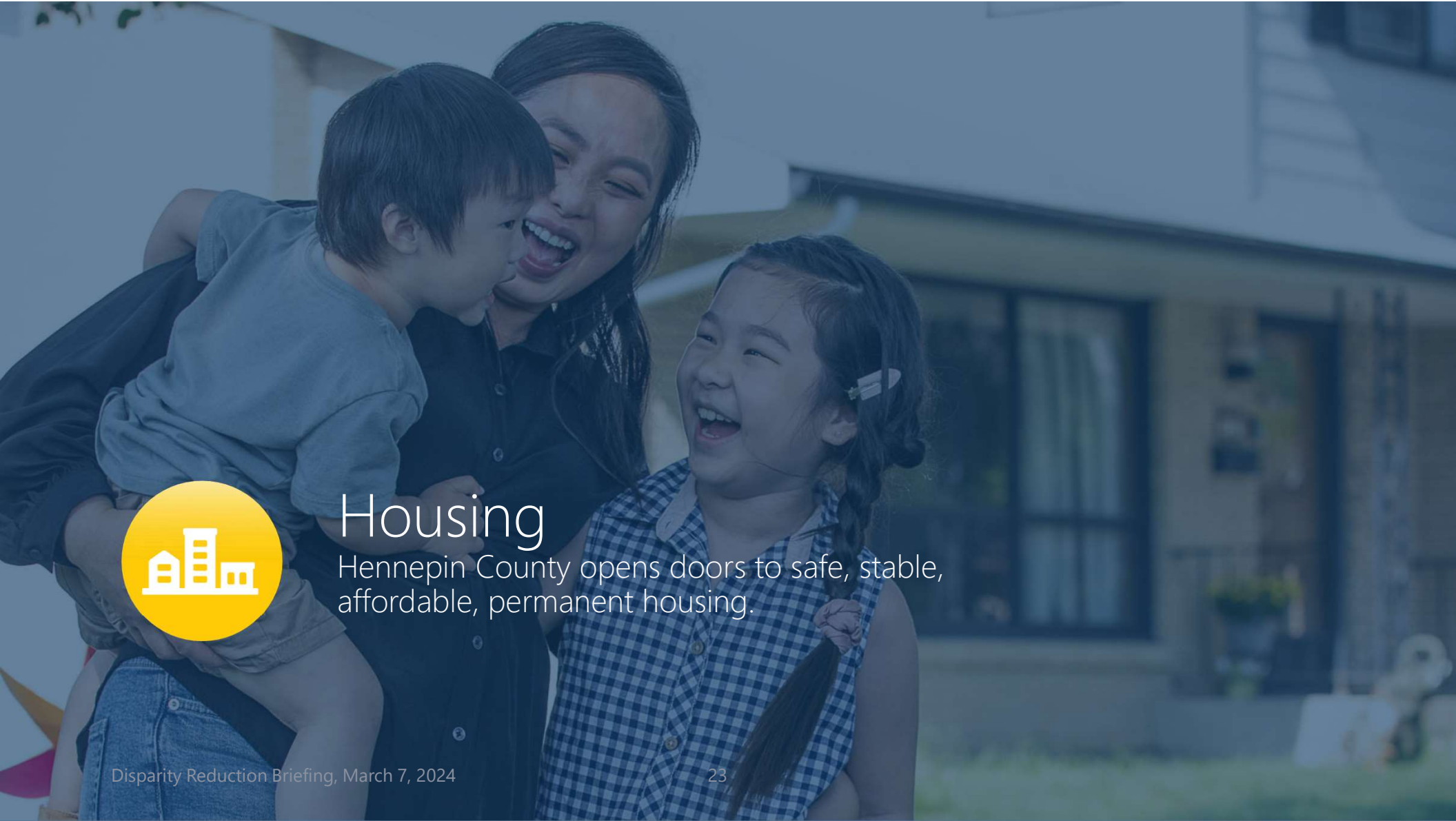
Percent of adults who reported often or sometimes worrying during the past 12 months that food in their household would run out before they had money to buy more

% worried run out of food



Growth in action – food security roadmap





Housing

Hennepin County opens doors to safe, stable, affordable, permanent housing.

2023 snapshot



\$1.2 million
approved to expand
homebuyer assistance program



2,131
affordable rental housing
units financed



839
people received
case management services
Streets to Housing program

Disparity reduction in action – housing

Rental housing production and preservation


- 118% increase from 2019 → 2023
- 41% of new rental units financed affordable <30% AMI

Creating homeownership opportunities

- 250% increase from 2019 → 2023

Housing people experiencing homelessness

- 57% increase from 2021 → 2023



Growth in action – housing strategies

\$191 million invested annually

Income of residents served by county housing activities



***91% of annual housing funding supports households <30% AMI



Income

Hennepin County helps develop an inclusive and equitable economy that gives individuals and businesses of every size the opportunity to prosper.

2023 snapshot



2,444
businesses served
by Elevate Hennepin




26,400+
consulting hours
by Elevate Hennepin



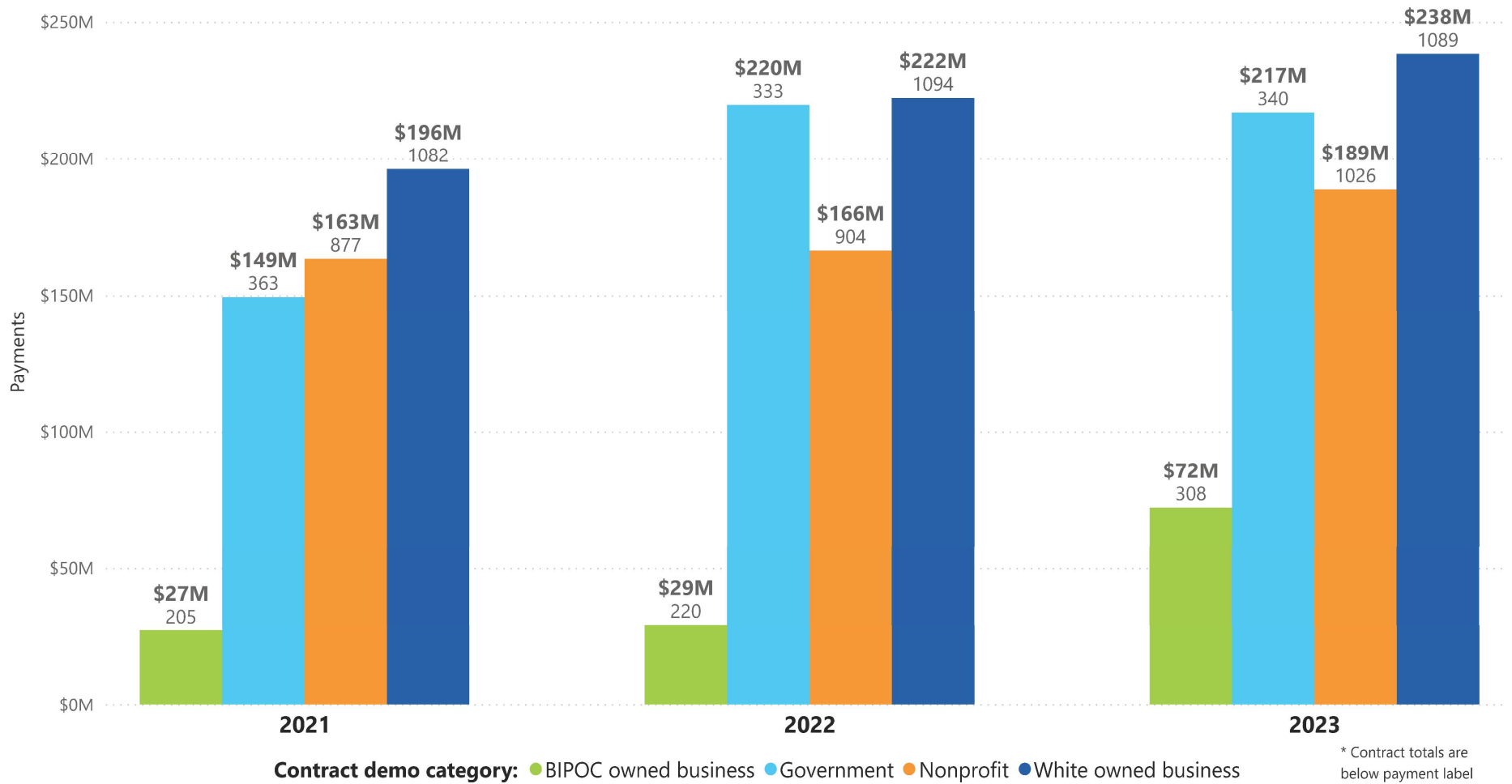
\$42.6 million
county dollars spent
with BIPOC owned small businesses

Disparity reduction in action – Income

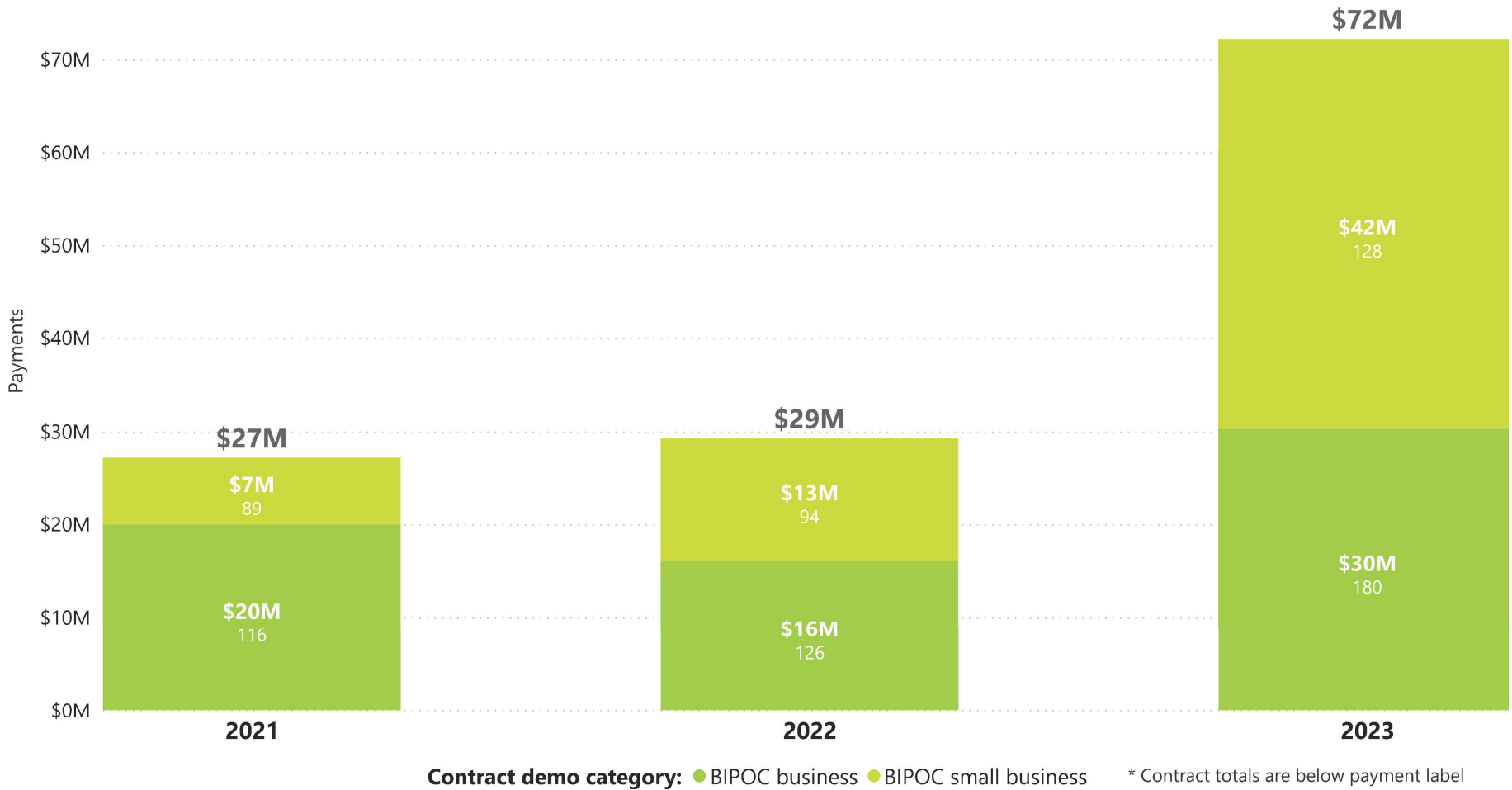
- Increase in BIPOC direct contract spending by almost 150%
- Growth in the number of contracting opportunities and responses to those opportunities
- Attraction of new vendors; ensures competitive and successful execution of contracts



Contract spending



BIPOC contract spend totals



Growth in action – Purchasing and Contract Services

- Advance strategies in growing partnerships with small, women and/or BIPOC owned businesses
- Joint disparity study
 - Growth in participating agencies to 13, up from 8
- Deepening strategies focused on providing technical assistance and creating transparency and outreach



Justice

Hennepin County supports a justice system that is equitable and prioritizes individual wellbeing and community safety by advancing early intervention and prevention strategies.

2023 snapshot



45
staff embedded
with law enforcement,
serving 44 cities



\$2.8 million
costs and fees eliminated
by Department of Community
Corrections and Rehabilitation


+87%

housing court
cases
handled by
Adult Representation Services

Disparity reduction in action – Justice

Adult Representation Services

- +87% housing case support
- More than 7,500 total housing cases handled
- 6,300 of eviction cases handled concluded with positive results



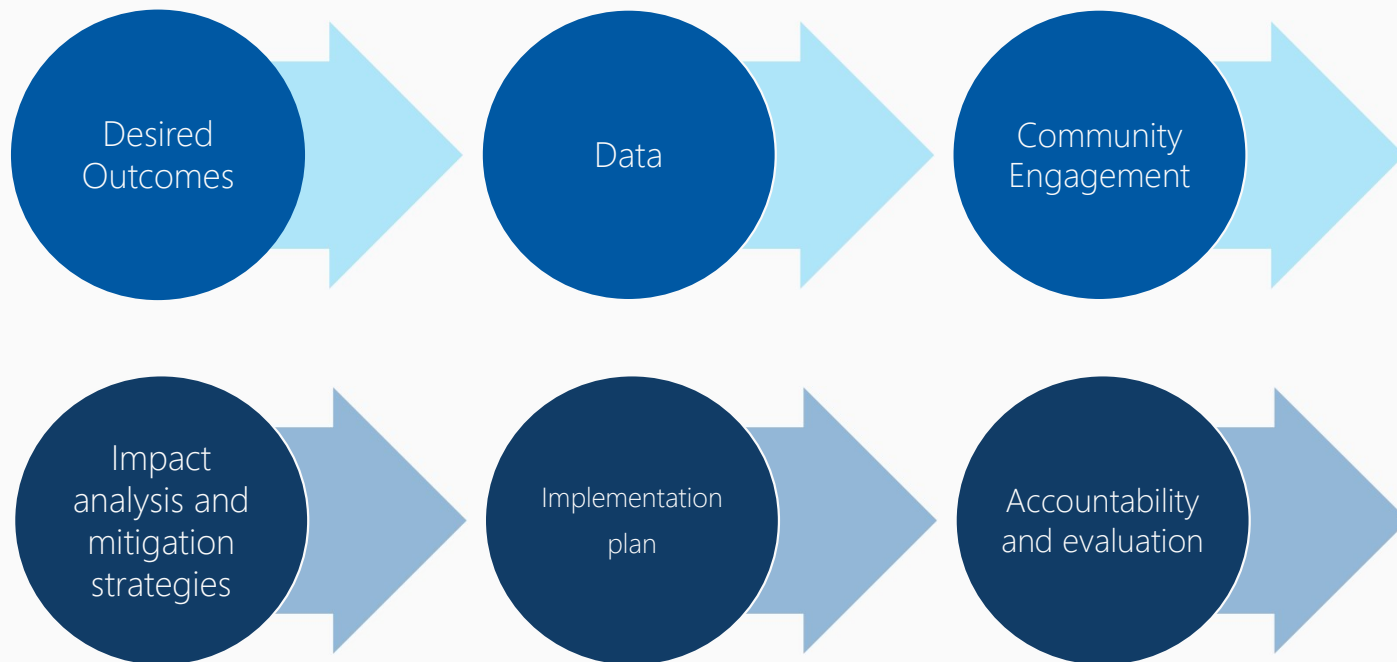
Growth in action – Adult Representation Services

- Expand capacity to handle legal issues beyond evictions
 - Recent changes to landlord-tenant laws will have positive impact
- Strengthen partnerships across the county
 - Eviction expungement clinics in partnership with the Libraries
 - Providing legal rights information to residents at the Adult Corrections Facility

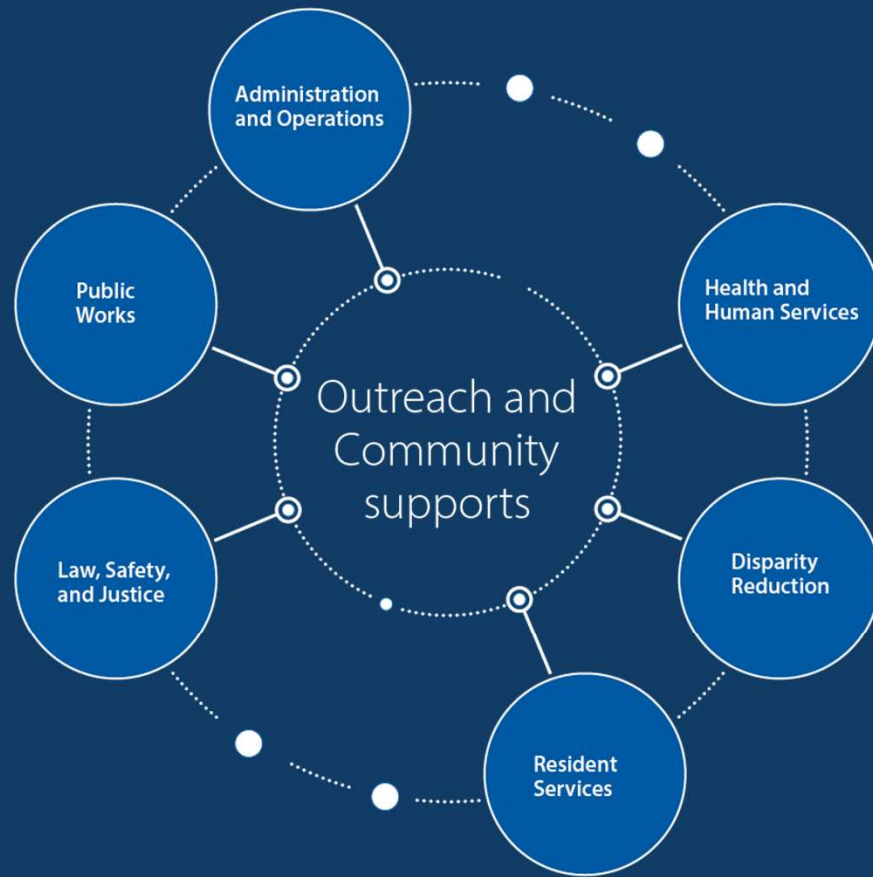
Advancing disparity reduction



Applying an equity lens



Federated Model



Outreach and Community Supports strategies



Build community engagement
leadership council



Focused development and
training of staff




Create consistency of practice
in policies and implementation



Telling our story through the
eyes of community and data

Resilience in disparity reduction

- Vulnerable residents most affected by impacts of climate change
- Withstand and adapt to changes
- Integrating resiliency into domain goals



Resilience in disparity reduction domains



Strengthen access to health care, and food security



Sustainable, resilient and affordable housing solutions



Create green jobs pathways while ensuring a living wage



Create accessible and clean transportation modes;
expand broadband connectivity



Provide education and awareness for preparation and response



Increase restorative justice opportunities and community safety

Discussion

