



**Hennepin County**  
Minnesota



# 2014 BUDGET



## Target Field Station

Scheduled to open in 2014, Target Field Station will serve as a central, multi-modal transportation hub and community gathering space in downtown Minneapolis.

Photo courtesy of Perkins Eastman Architects



Hennepin County does not discriminate and provides equal access to employment, programs and services without regard to race, color, creed, religion, age, sex (except when sex is a bona fide occupational qualification), disability, marital status, sexual orientation, public assistance status, socio-economic status, education, ethnicity and/or national origin. If you believe you have been discriminated against, contact the Human Resources Department, A-400 Government Center, 300 S. Sixth St., Minneapolis MN 55487, or call 612-348-2163. (9/09)

[www.hennepin.us/hcbudget](http://www.hennepin.us/hcbudget)

This material can be provided in alternative forms. For further information, please call 612-348-5125.



Printed on 30% recycled post-consumer fiber.

**2014 BUDGET  
TABLE OF CONTENTS**

**INTRODUCTION**

Letter to the Board of County Commissioners .....	1
Budget Process .....	6
Property Tax Process .....	10

**I. BUDGET SUMMARY**

County Organization Chart .....	I-1
Countywide Summary .....	I-2
Computation of Levies by Fund .....	I-6
Tax Capacity/Tax Capacity Rates.....	I-7
Expenditures and Revenues by Fund.....	I-8
Sources of Revenue 2012-2014 Bar Chart .....	I-10
Sources of Revenue 2012-2014 .....	I-11
Expenditures by Major Program 2012-2014 Bar Chart .....	I-12
Expenditures and FTE Summary.....	I-13
Personnel Comparison by Department.....	I-14
Fund Summaries	
County Revenue Fund .....	I-15
County Revenue Fund/Expenditures and FTEs by Dept. ....	I-17
Human Services .....	I-18
Metropolitan Health Plan.....	I-21
Hennepin Health .....	I-22
Solid Waste Enterprise.....	I-23
Library.....	I-24
Glen Lake Golf Course.....	I-25
Sheriff's Radio Communications .....	I-26
Capital Improvements .....	I-27
Debt Retirement.....	I-28
Ballpark Sales Tax Revenue Programs.....	I-29
Internal Service Funds .....	I-30

**II. PUBLIC WORKS**

Public Works Summary .....	II-1
Public Works Administration .....	II-4
Environmental Services.....	II-5
Glen Lake Golf Course .....	II-8
Housing, Community Works and Transit.....	II-9
Management Support .....	II-12
Property Services .....	II-15
Strategic Planning and Programming .....	II-18
Transportation .....	II-20

**III. PUBLIC SAFETY**

Public Safety Summary ..... III-1  
County Attorney’s Office ..... III-6  
Court Functions ..... III-9  
Public Defender’s Office ..... III-10  
Sheriff’s Office ..... III-14  
Department of Community Corrections and Rehabilitation..... III-17  
Sheriff’s Radio Communications..... III-21

**IV. HEALTH**

Health Summary..... IV-1  
NorthPoint Health and Wellness Center ..... IV-5  
Metropolitan Health Plan ..... IV-7  
Hennepin Health..... IV-9  
Medical Examiner..... IV-11  
Uncompensated Care..... IV-13  
HCMC Intergovernmental Transfers ..... IV-14

**V. LIBRARIES**

Libraries Summary ..... V-1  
Library ..... V-5  
Law Library..... V-7

**VI. HUMAN SERVICES**

Human Services Summary ..... VI-1

**VII. GENERAL GOVERNMENT**

General Government Summary ..... VII-1  
Commissioners..... VII-5  
County Administration ..... VII-6  
Budget and Finance ..... VII-7  
Research, Planning and Development..... VII-8  
Information Technology ..... VII-9  
Taxpayer Services..... VII-12  
County Assessor ..... VII-14  
Examiner of Titles..... VII-16  
Human Resources..... VII-17  
Public Affairs ..... VII-19  
Internal Audit ..... VII-20  
General County Purposes ..... VII-22  
Debt Retirement ..... VII-24  
    Debt Retirement Budget Highlights ..... VII-26  
    Outstanding/Future Debt Service Property Tax Requirements ..... VII-29  
Ballpark Sales Tax Revenue Programs ..... VII-30  
Employee Health Plan Self Insurance ..... VII-31  
Self Insurance Fund ..... VII-32

**VIII. CAPITAL IMPROVEMENTS**

Capital Improvements Summary..... VIII-1  
Summary of Projects by Program and Revenue Source ..... VIII-4



**Hennepin County**  
County Administration

David J. Hough, County Administrator  
A2303 Government Center  
300 South Sixth Street  
Minneapolis, Minnesota 55487-0233

612-348-7574  
FAX: 612-348-8228  
www.hennepin.us

January 2, 2014

Hennepin County Board of Commissioners  
2400 Government Center  
Minneapolis, Minnesota 55487

Honorable Board Members,

I am pleased to present to you the approved 2014 Hennepin County budget and to discuss some of the 2013 results and on-going efforts.

The 2014 Hennepin County Budget totals \$1.78 billion and includes a net property tax levy of \$681.3 million. This is an overall budget decrease of 0.57 percent compared to the adjusted 2013 budget and a 0.98 percent increase in the net property tax levy.

**A BUDGET IS MORE THAN NUMBERS**

Each day at any given time, Hennepin County employees are performing work that affects the lives of Hennepin County residents. At 3:00 AM, a snowplow operator is clearing a county road, ensuring that an ambulance crew can make an emergency run. At 12:00 noon, a human services representative contacts a local hospital to confirm a patient has medical coverage so they may receive care. At 3:00 PM, a librarian is assisting a patron in updating their resume' for a job interview. And at 8:00 PM, a child protection social worker coordinates placement of a child with their grandparents, following the arrest of one of their parents.

These examples, along with countless others, illustrate what we do as an organization—**we serve our residents**. The work we do is unique and far-reaching—there are few organizations that provide such

a range of services. And our employees, who perform this work each day, are hardworking, loyal, dedicated, and committed to public service.

Each year, the county adopts an annual budget that is the culmination of months of hard work by numerous staff and provides the most effective and efficient range of services with available resources. The trust placed on us by the public is not to be taken lightly, and we are proud of the county's longstanding reputation of strong fiscal stewardship.

The services the county provides are organized within five lines of business—human services, health, public works, public safety and general operations. These areas provide state and federally mandated services. We also implement and facilitate programs and projects that the Board, as policymakers have determined important in improving the quality of life of our residents. For example, we are working to support educational success in our young residents to ensure self-sufficiency; vocational programming to reduce dependency and create our future workforce; active living through infrastructure design and wellness activities for both communities and employees; community health clinics focusing on culturally sensitive services to families; sound environmental stewardship through clean-up and protection; multimodal transportation initiatives and transit oriented development.

While the type and quantity of services is important, it is also important how these services are provided. We have all heard the statement that government is wasteful in its spending and excessive in its taxing.

I want to be clear that Hennepin County is neither. We are able to attain strong fiscal stewardship by applying core principles to our work each day. A commitment to **continuous improvement**, innovation and methods to improve everything we do is critical to our success. **Engaging** our workforce by seeking their input and ideas is a large part of our continuing evolution—our employees are at the forefront each day and have first-hand knowledge of the needs in our community. We are focused on providing outstanding **customer service**—our residents should receive nothing less. **Workforce development** is part of our organizational commitment to foster a well-trained, motivated and committed staff to continue to provide services into the future. **Diversity and inclusion** is core to our viability and to our ability to represent the community we serve. The Board adopted Diversity Policy establishes the business case for diversity. We create better systems, processes, programs and initiatives to serve residents through inclusion. Creating teams which are representative of the communities we serve and are diverse in their thinking increases our effectiveness in providing services. By means of these core principles we are positioning Hennepin County for the future.

### **THE FUTURE IS NOW**

Hennepin County, like all organizations, will face many challenges in the future. Some of the challenges are revealed in the demographics, statistics and projections.

Our population is aging. Between 1990 and 2010, the number of county residents older than age 46 increased by 70 percent. People age 65 and older now make up 11 percent of our county population. By 2035, they will account for 20 percent. People are also living longer, and an aging population may require more county services, especially health and social services.

At a time when service demand is increasing, our workforce is decreasing. More than half of our employees are Baby Boomers and many will be retiring over the next several years. This is a significant change our organization is preparing for

through succession planning, knowledge transfer, training and development, and a streamlined hiring process.

The demographic changes are also evident in the people the county serves. The U.S. Census bureau forecasts that nationally birthrates for the white population will continue to fall, as birthrates rise among Latinos, Asians and people of more than one race. In the future, this disparity of birth rates will result in a competition for resources between the needs of an increasingly diverse younger generation with a largely white older population. In addition, there is also a considerable diversity in terms of abilities, work skills and education levels, as well as varying perspectives of what people expect in county services and their willingness to pay for these services.

### **POSITIONING FOR THE FUTURE**

Our goal is to position the Hennepin County organization to address future needs in the most effective manner possible. We are using several approaches to respond to the changing environment and develop long-term strategies that will allow us to be successful.

Organizationally, we are seeking a culture change that focuses on employee empowerment, inclusion and communication. Supported by the Diversity Policy, this culture change will create leadership and responsibility across the organization and allow innovation and continuous improvement ideas to be easily implemented.

Included in our approach is the alignment of thirty-six separate departments within five lines of business. Working together, the lines of business will establish and achieve strategic and operational goals through improved integration and coordination of services. Additionally, we are focusing on employee resource groups as a means to make staff connections and informed decisions; performance management to support the development and success of our employees; continuous improvement to ensure efficiencies remain at the forefront of operations; and innovation to continue our

history as a national leader among county governments. The Generations Committee has been established to identify age related differences and generate proactive approaches to bridge these gaps. We are also systematically addressing the required knowledge transfer from the more experienced employees to newer employees through a variety of strategies including mentoring and onboarding programs. Furthermore, we are investigating changes that will allow for increased flexibility in the workforce and changes in staffing practices.

We must also face the external forces that restrict resources, affect our hiring and ultimately impact the daily needs of the customers. As a result of the economic and financial constraints that drove many of our budget decisions over the past decade, Hennepin County has fallen behind in several areas, including compensation, compared to other metro counties. With strong competition for qualified workers, our goal is to reestablish our competitive position through targeted marketing, streamlined hiring processes, and partnerships with educational institutions and training programs to attract our new generation of employees.

### **APPROVED 2014 BUDGET**

The approved 2014 budget includes provisions to act on some of these issues and lay the foundation in meeting the challenges of tomorrow. For 2014, the approved budget totals \$1.779 billion. This is a decrease of \$10.2 million or 0.57 percent less than the adjusted 2013 budget of \$1.789 billion. The approved 2014 budget includes an addition of 52.5 FTEs from adjusted 2013 levels. Over the last several years, many departments have lost staff through attrition and have experienced a moratorium in filling those vacancies. Adjusting staffing levels, among other things, allows the flexibility for targeted overlap as employees retire.

The 2014 budget provides some funding for an employee general salary adjustment of 2.5 percent. Together with the modest increase in 2013, the 2014 salary adjustment will help stabilize compensation and work towards re-establishing Hennepin County's

competitive edge in recruiting our future workforce.

The operating portion of the approved 2014 budget totals \$1.598 billion, a decrease of \$7.0 million or 0.43 percent lower than the adjusted 2013 budget. The approved capital budget is \$181.0 million, a decrease of 1.75 percent from the adjusted 2013 level of \$184.3 million. With respect to property taxes, the improvement in the State of Minnesota's financial condition allowed the State to increase revenues flowing to local governments including Hennepin County. The 2014 budget proposal includes \$6.3 million in increased County Program Aid. The net property-tax levy for the approved 2014 budget is \$681.3 million or \$6.6 million over last year. This 0.98 percent increase in the property tax levy is quite moderate and again illustrates the county's strong fiscal stewardship.

With respect to market valuations, the news for 2014 is better than recent years. Hennepin County market values which peaked with the 2007 assessment at \$148.2 billion and declined each year since to \$123.6 billion in 2012 have increased for taxes payable in 2014 with the estimated market valuation of the county rising to \$124.5 billion. While this 0.7 percent increase is very modest, it is positive and is an indication that the economy and the real estate market is improving in Hennepin County. While not all of the major market sectors have improved, it is encouraging to report that the rebound has started and valuations are on the upswing.

### **BUDGET DETAILS BY PROGRAM**

#### **Health**

Among the more significant issues that are addressed in the 2014 budget is health care reform. Health care reform is controversial, with strong advocates for and against. But for Hennepin County, the Affordable Care Act is a reality and we are required to implement it in the most cost-effective manner. The county has prepared for this changing health care environment. With the creation of Hennepin Health, we have brought together the various Hennepin departments and programs to set in place a

common framework to promote better health outcomes at lower costs. In addition, we have aligned our health areas with an assistant county administrator as a means to drive further innovation and collaborations. In 2013, the Minnesota Legislature established MNsure as Minnesota's Health Exchange Network, and the Hennepin County Board authorized staffing and budgetary increases to the Human Services and Public Health Department (HSPHD) to begin enrolling citizens in the new system.

The 2014 budget continues those changes and anticipates some of the effects of the Affordable Care Act on NorthPoint Health and Wellness Center, Metropolitan Health Plan and Hennepin County Medical Center. We expect federal and state resources to help finance implementation of the Affordable Care Act, but how it all sorts itself out from a financial perspective will need to be monitored and managed.

### **Public Works**

Another major change being reflected in the 2014 budget is the financial impact of the Board's adoption of the Wheelage Tax for Transportation. By devoting \$2.0 million of the proceeds to debt service, there is no increase proposed for the overall Debt Service levy. The remaining \$6.7 million of the new tax proceeds are reflected in the Transportation department's operating budget and will be used to address roadway and bridge deficiencies throughout the county.

### **Public Safety**

In the Public Safety area, the most significant aspect of the alignment is the overall cooperation of the various entities. This collaboration between the departments and agencies, sharing the same vision, communicating and working together will result in increased efficiency and effectiveness in crime reduction and increased public safety across the county. Hennepin County continues to invest significant resources to improve process and communication between dozens of criminal justice partners in the county. Technology plays a key role in this process improvement. Electronic police reports, citations, discovery

and criminal complaints have significantly improved the delivery of justice services.

### **Human Services**

As noted previously, the implementation of the Affordable Care Act and MNsure will have a significant impact on the Human Services area. The volume of customers is expected to increase substantially under the new health insurance system. Providing effective service delivery is critical to our success in responding to the evolving needs of the customer. The revised client service model and the regionalization of HSPHD's service locations into hubs and satellites are paying off. The Northwest Family Service Center in Brooklyn Center has exceeded expectations. HSPHD's clients respond positively to the decentralization of services and there has been improved effectiveness of the services provided. During 2014, additional hubs and satellites will be opened and staff will be relocated to the regional sites. Assuming we continue to make progress on this deployment, it is expected that early in 2015, we will be able to vacate Century Plaza and realize the vision of full regionalization of Human Services throughout the county. The 2014 budget includes an additional \$10 million in funding as part of the capital budget to complete HSPHD's plan for six regional hubs along with several satellite facilities.

### **Capital Improvements**

The 2014 capital budget includes \$29.0 million in additional funding for a proposed \$130 million Ambulatory Clinic Building for the Medical Center. Also reflected in the 2014 capital budget is \$12.6 million for Library capital projects, including the remaining funding for the new Walker and Excelsior libraries that will be opening to customers in 2014. There is \$5.3 million in additional funding included for the new Brooklyn Park Library with construction anticipated to begin in 2014. The approved 2014 budget includes \$5.7 million in funding to complete the new 911 Emergency Communications Facility, also scheduled to be completed in 2014. Bringing these new and expanded buildings online also impacts the operating budgets for the Property Services and Information Technology




departments, as staff and service demands are required to support the new facilities.

## **CONCLUSION**

In conclusion, I want to thank all of the employees who serve our residents with dedication and creativity. They are our most valuable resource. I also want to thank the assistant county administrators and department directors who help manage the resources of the county in a cost-effective manner. And I especially want to express my appreciation to you, the members of the County Board, for your critical leadership on many of the initiatives included in the 2014 budget and for your trust and continued support of the organization, employees and our residents.

Respectfully submitted,



David J. Hough  
County Administrator

# The 2014 Hennepin County Budget Process

Preparation of the annual budget begins eleven months prior to the start of the fiscal/calendar year with the distribution in February of the five-year Capital Improvement Program (CIP) instructions to departments. In April, the Office of Budget and Finance (OBF) distributes the operating budget instructions. These instructions provide parameters and guidelines from County Administration to departments in the preparation of their 2014 operating and capital budget requests. The schedule on page 8 identifies key stages in the formulation of the operating and capital budgets.

There was a change in the budget schedule this year that required tightening the timeline for reviewing budget requests. This year, the County Administrator presented the proposed budget to the County Board on September 10, 2013, and the board set the maximum tax levy on September 12. The schedule change affected the multiple processes that influence County Administration's budget recommendations to the County Board

At the time the county's budget was prepared the impact of the State of Minnesota budget shortfall and the uncertainty surrounding the 2011 Federal Budget Control Act, referred to as sequestration were difficult to gauge. Adding to this environment of uncertainty, the terms of the county's labor agreements expired at the end of 2013 and had not been determined for 2014 at the time the budget process started. Given this unclear revenue outlook, including limited property tax growth, the County Administrator directed departments to continue with their conservative approach as they developed their 2014 budget request.

The following organizational values guided the preparation of the 2014 budget:

- Provision of appropriate sustainable services to customers with the resource level available.
- Continuous development and engagement of our workforce to reflect innovation, creativity, and diversity in planning for the future.
- Development of collaborative relationships through partnerships with other governmental units, school districts, communities, non-profits, foundations and others.
- Strengthen internal and external collaboration to increase efficient and effective service as an enterprise.
- Strengthen the role of the community, the use of volunteers and the commitment of county staff in supporting our community.
- Use technology to increase Hennepin County residents' satisfaction, ease of use and knowledge of our services.

In April, the County Administrator issued budget guidelines, directing most departments to submit budgets with property tax support not to exceed 100% of their adjusted 2013 budget.

Departments submitted budget requests to OBF on June 28, 2013. During July and August, department staff met with County Administration and OBF to clarify and resolve areas of concern. On September 10, 2013, the County Administrator presented a proposed budget within the context of the current state of the economy, and the County Board's mission and vision statements.

“Truth-in-Taxation” statutes established in 1989 by the State of Minnesota require that a proposed budget and maximum tax levy be approved by September 15 every year. On September 12<sup>th</sup>, the County Administrator recommended to the Hennepin County Board of Commissioners a maximum levy of \$681.3 million, a .98 percent increase over the adjusted 2013 budget and the County Board approved the maximum levy recommended by the County Administrator.

During October and November, the County Board held a series of public hearings in which Hennepin County citizens, contracted service providers, taxpayers and clients were given the opportunity to testify on the proposed budget.

The “Truth-in-Taxation” statutes require that the county send out proposed property tax notices to all taxpayers in November based on the maximum proposed levy set by the County Board in September. In addition, the statutes require that the county hold a public hearing where the proposed budget and levy are discussed. This hearing must occur after November 24 at 6:00 PM or later. The time and place of this hearing must be announced during the meeting where the preliminary levy is adopted and subsequently published in the minutes of that meeting, and included with the parcel-specific notices sent to taxpayers.

The County Board held its public hearing at 6:00 PM on November 26, 2013. On December 17, the County Board adopted the 2014 budget by resolution, authorizing appropriations and establishing staffing complements for county departments.

The final approved property tax levy for 2014 is \$681.3 million, a .98 percent increase from 2013.

### **Other Governmental Unit Budgets**

In conjunction with the Hennepin County budget process, other governmental units associated with the county also create budgets during the same time period.

The Hennepin County Regional Railroad Authority (HCRRA) was established to plan, design and implement rail transit in Hennepin County. The final approved HCRRA 2014 budget is \$27,727,259, with a property tax levy of \$24,000,000.

The Hennepin County Housing and Redevelopment Authority (HCHRA) was established to serve the housing, economic development and redevelopment needs of the citizens of Hennepin County and its municipalities. The final approved HCHRA 2014 budget is \$15,173,320, with a property tax levy of \$6,968,630.

Hennepin Healthcare System, Inc. is a public subsidiary corporation of the county which does business under the name Hennepin County Medical Center (HCMC). Although the HCMC budget is not included in the county budget, Minnesota Statutes section 383B.908 subd. 5 requires the county board to approve the annual budget of HCMC. The approved 2014 HCMC operating budget is \$806,437,000. Although there is no property tax levy directly associated with the HCMC budget, the county makes various payments to HCMC which are funded with property taxes. The largest of those payments are discussed in the Health section of this book.

<b>Current Fiscal Year</b>	<b>2014 Operating Budget</b>	<b>2014 - 2018 Capital Improvement Program</b>	<b>Related Activities</b>
<b>January</b>			2013 Fiscal Year begins
<b>February</b>		2014 - 2018 Capital Budget Instructions Distributed	
<b>March</b>		Departmental Preliminary Capital Project Requests submitted to Property Services	Recap of FY 2012 Financials Completed & Distributed
<b>April</b>	2014 Operating Budget Instructions & Targets Distributed		
<b>May</b>	Departments develop 2014 Budget Requests consistent with Property Tax Targets and other Budget Guidelines	Capital project descriptions & cost estimates returned to departments; Departments finalized capital project requests; and Departments meet with County Administration regarding CIP as required	
<b>June</b>			
<b>July</b>	2014 Department Budget Requests due  County Administration & Budget Office review and discuss budget requests with departments	Capital Budgeting Task Force (CBTF) meets with departments to review 2014 - 2018 capital improvement program requests	2nd Quarter 2013 Financials/Year-end Projections Completed & Distributed
<b>August</b>			
<b>September</b>	County Board Briefing on 2014 budget & tax levy; County Administrator presents Proposed 2014 Budget; and County Board adopts maximum proposed property tax levy for 2014.	CBTF finalizes its recommended 2014 - 2018 CIP; County Administrator finalizes the proposed 2014 Capital Budget	
<b>October</b>	Beginning in October, the County Board holds a series of public hearings to review and discuss proposed 2014 operating and capital budgets, and proposed fee schedule revisions		3rd Quarter 2013 Financials/Year-end Projections Completed & Distributed
<b>November</b>	Truth-in-Taxation notices mailed to all property owners  The County Board holds public hearings to consider amendments to the proposed 2014 operating and capital budgets; and holds a public meeting for budget and levy discussion.		
<b>December</b>	County Board approves a final 204 property tax levy and adopts a 2014 Operating and Capital Budget; and Budget Office finalizes property tax levy certifications and reporting to State agencies.		2013 Fiscal Year ends

## Budget/Financial Planning Processes

The annual budget process incorporates several short and long-term planning processes.

- The foundation of the annual budget is the five overarching goals first established by the County Board in 1999, found on page 1-2 of this document.
- The five-year Capital Improvement Program (CIP), which includes the 2014 Capital Budget as the first year of the program, is another example of an annual planning process that the county conducts. The CIP is reviewed and amended each year with the assistance of the Capital Budgeting Task Force (CBTF), an eleven member advisory committee of citizens appointed by the Hennepin County Board of Commissioners. Specific details of the county's capital projects and the CBTF's Report are contained within a separate document, **2014 Capital Budget and 2014-2018 Capital Improvement Program**. An itemized list of the authorized 2014 capital projects and their authorized appropriations are contained in Section VIII of this document.
- The county's APEX system, which incorporates financial, human resources

and procurement data into a single integrated system, was launched on January 1, 2011. The system allows county employees to track processes, query data and run reports on an on-going basis. The budget module of the APEX system incorporates both the annual operating budget and the five year Capital Improvement Program and is used throughout the planning process to create budget versions culminating in County Board consideration and adoption of the final budget.

- The Office of Budget and Finance prepares interim financial reports at the fund and departmental level to increase participation and accountability throughout county government. These reports provide the County Board and County Administrator critical financial information needed for sound fiscal management decision-making as the fiscal year progresses.

In addition to these formalized planning processes, the county has incorporated a number of other short-term or ad-hoc planning groups to study and make recommendations on a variety of discussion issues.

---

## The 2013 Hennepin County Property Tax Process

### Tax Base

Minnesota's property tax system is generally considered to be one of the most complex in the country. The tax base starts with Estimated Market Value (EMV), which is set by county or local assessors. The amount of value that is actually used in computing taxes is Taxable Market Value (TMV). Differences between the two are the result of specific market value exclusions adopted by the state legislature, such as the exclusion for qualifying disabled veterans.

Property taxes in Minnesota are ultimately based on a local jurisdiction's total tax capacity, or tax base. The tax capacity of an individual property is determined by multiplying the property's taxable market value by the relevant class rate or rates. The use of a particular property determines which class rate is applied. For example, a property with a primary use as residential has a lower class rate than a property that has a use that is primarily commercial or industrial. These rates are set in statute and are uniform throughout the state.

### Estimated Market Value (EMV)

Estimated market value represents the selling price of a property, given a willing buyer and seller. In the assessment year 2013, for taxes payable in 2014, the county's total EMV was \$124.5 billion, an increase of \$898 million, or 0.7 percent, from taxes payable in 2013. In Minneapolis, property values increased by \$664.6 million, or 2.0 percent. Suburban property values rose by \$233.4 million, or 0.3 percent.

For the third year in a row, suburban Hennepin saw a decline in value for residential properties. The City of Minneapolis saw an increase in value for residential properties for the first time in three years. In Minneapolis, residential values rose by 0.6 percent and in the

suburbs, residential property values declined by 0.3 percent. Residential properties comprise 70.1 percent of all property value in the county.

Suburban properties account for 73.3 percent of Hennepin County's estimated market value with the remaining 26.7 percent in the City of Minneapolis. Residential property accounts for the majority of the property value in both Minneapolis (65.1 percent) and suburban Hennepin County (71.9 percent).

Apartments comprise 7.2 percent of Hennepin County's total EMV and are less prevalent in the suburbs where they are 5.8% of the total EMV compared to Minneapolis where they are 11.1 percent of total EMV. There is also a larger percentage of commercial and industrial property value in Minneapolis (22.5 percent of EMV) than in suburban areas (20.3 percent of EMV).

**Final Pay 2013 Estimated Market Value  
Hennepin County  
Includes Personal Property  
(in millions)**

**Suburban**

<u>Property Type</u>	<u>Pay 2013 Suburbs</u>	<u>% Total</u>	<u>Pay 2014 Suburbs</u>	<u>% Total</u>	<u>Percent Change 2013-2014</u>
Apartment	\$5,093.1	5.6%	\$5,313.2	5.8%	4.3%
Residential	65,859.3	72.3%	65,629.0	71.9%	(0.3%)
Farm	644.5	0.7%	655.1	0.7%	1.6%
Comm./Ind.	18,365.6	20.2%	18,569.7	20.3%	1.1%
Other	33.5	0.1%	33.2	0.1%	(0.8%)
Personal Prop.	<u>1,042.7</u>	<u>1.1%</u>	<u>1,071.8</u>	<u>1.2%</u>	<u>2.8%</u>
Total	\$91,038.7	100.0%	\$91,272.0	100.0%	0.3%

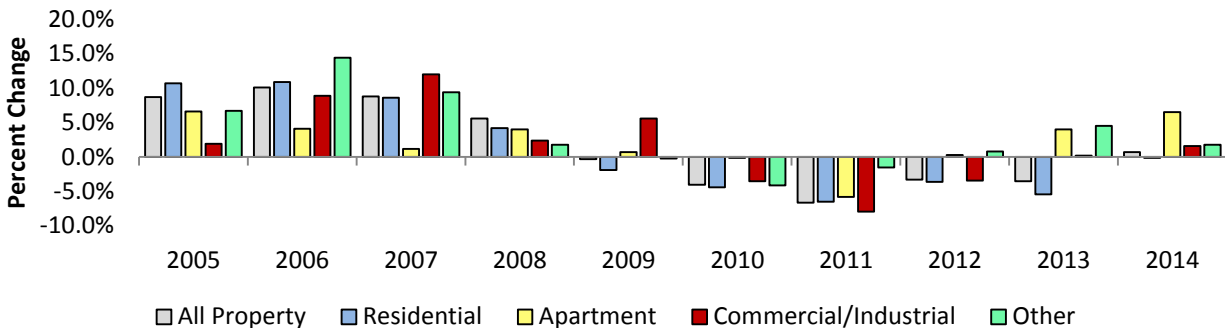
**Minneapolis**

<u>Property Type</u>	<u>Pay 2013 Minneapolis</u>	<u>% Total</u>	<u>Pay 2014 Minneapolis</u>	<u>% Total</u>	<u>Percent Change 2013-2014</u>
Apartment	\$3,363.8	10.3%	\$3,691.0	11.1%	9.7%
Residential	21,512.9	66.1%	21,634.9	65.1%	0.6%
Farm	1.5	0.0%	1.5	0.0%	1.9%
Comm./Ind.	7,263.2	22.3%	7,478.9	22.5%	3.0%
Other	20.4	0.1%	18.8	0.1%	(7.8%)
Personal Prop.	<u>406.5</u>	<u>1.2%</u>	<u>407.8</u>	<u>1.2%</u>	<u>0.3%</u>
Total	\$32,568.2	100.00%	\$33,232.8	100.0%	2.0%

**Countywide**

<u>Property Type</u>	<u>Pay 2013 County</u>	<u>% Total</u>	<u>Pay 2014 County</u>	<u>% Total</u>	<u>Percent Change 2013-2014</u>
Apartment	\$8,456.9	6.8%	\$9,004.2	7.2%	6.5%
Residential	87,372.2	70.7%	87,263.9	70.1%	(0.1%)
Farm	645.9	0.5%	656.6	0.5%	1.6%
Comm./Ind.	25,628.9	20.7%	26,048.7	20.9%	1.6%
Other	53.9	0.1%	51.9	0.1%	(3.7%)
Personal Prop.	<u>1,449.2</u>	<u>1.2%</u>	<u>1,479.5</u>	<u>1.2%</u>	<u>2.1%</u>
Total	\$123,606.9	100.00%	\$124,504.8	100.00%	0.7%

### Change in Estimated Market Value by Budget Year



#### Tax Capacity

Tax capacity is the county’s tax base, after the state-determined tax classification rates are applied to taxable market value. Tax capacity acts as one of the major determinants of tax incidence, a measure of which properties bear the burden of the property tax levy. For example, residential properties valued under \$500,000 convert to tax capacity at a rate of 1.0 percent of Estimated Market Value (EMV), while commercial properties convert at a rate of 2.0 percent of EMV in excess of \$150,000. This shifts the distribution of the tax burden between property types. On a countywide basis, residential property makes up 70.1 percent of the EMV, but after the conversion to (unadjusted) tax capacity, residential properties comprise 56.2 percent of total tax capacity. Similarly, commercial/industrial property represents 20.9 percent of the countywide EMV, but the tax capacity of those commercial/industrial properties accounts for 34.2 percent of the county’s total tax base.

There are two state programs which further shift the tax burden between property types and are set by jurisdictions other than

Hennepin County. They are the Metropolitan Fiscal Disparities Program and Tax Increment Financing.

- The Metropolitan Fiscal Disparities Program was created by the state legislature and shares the growth in the commercial/industrial tax base between municipalities in the 7-county metropolitan area. In 2014, approximately \$24.4 million in taxes paid by Hennepin County taxpayers will be used to support services in other counties.
- Tax Increment Financing (TIF) districts, which are established by city governments, exclude portions of the tax base to finance redevelopment efforts. In 2014, approximately \$40.4 million in taxes will be used to pay for improvements in TIF districts located throughout the county and unavailable to support county and school programs. These programs increase the tax burden on all other properties. After adjusting for the fiscal disparities contribution and TIF, the tax burden shifts back onto residential, apartment, and other properties.



Property % of Total	Estimated Market Value	Tax Capacity	Net Tax Capacity
Residential	70.1%	56.2%	61.6%
Commercial/ Industrial	20.9%	34.2%	28.0%
Apartment	7.2%	7.2%	7.9%
Other/Personal	1.8%	2.4%	2.5%
Total	100%	100%	100%

Tax capacity is adjusted for fiscal disparities and TIF to get the net tax capacity. The property tax levy is divided by the net tax capacity of all real and personal property in the county to determine the tax capacity rate. That rate then will be applied against the adjusted tax capacity of real and personal property in Hennepin County. For taxes payable 2014, the total adjusted tax capacity of taxable property in Hennepin County is estimated to be \$1.37 billion, a 0.1 percent decrease from taxes payable in 2013.

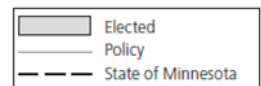
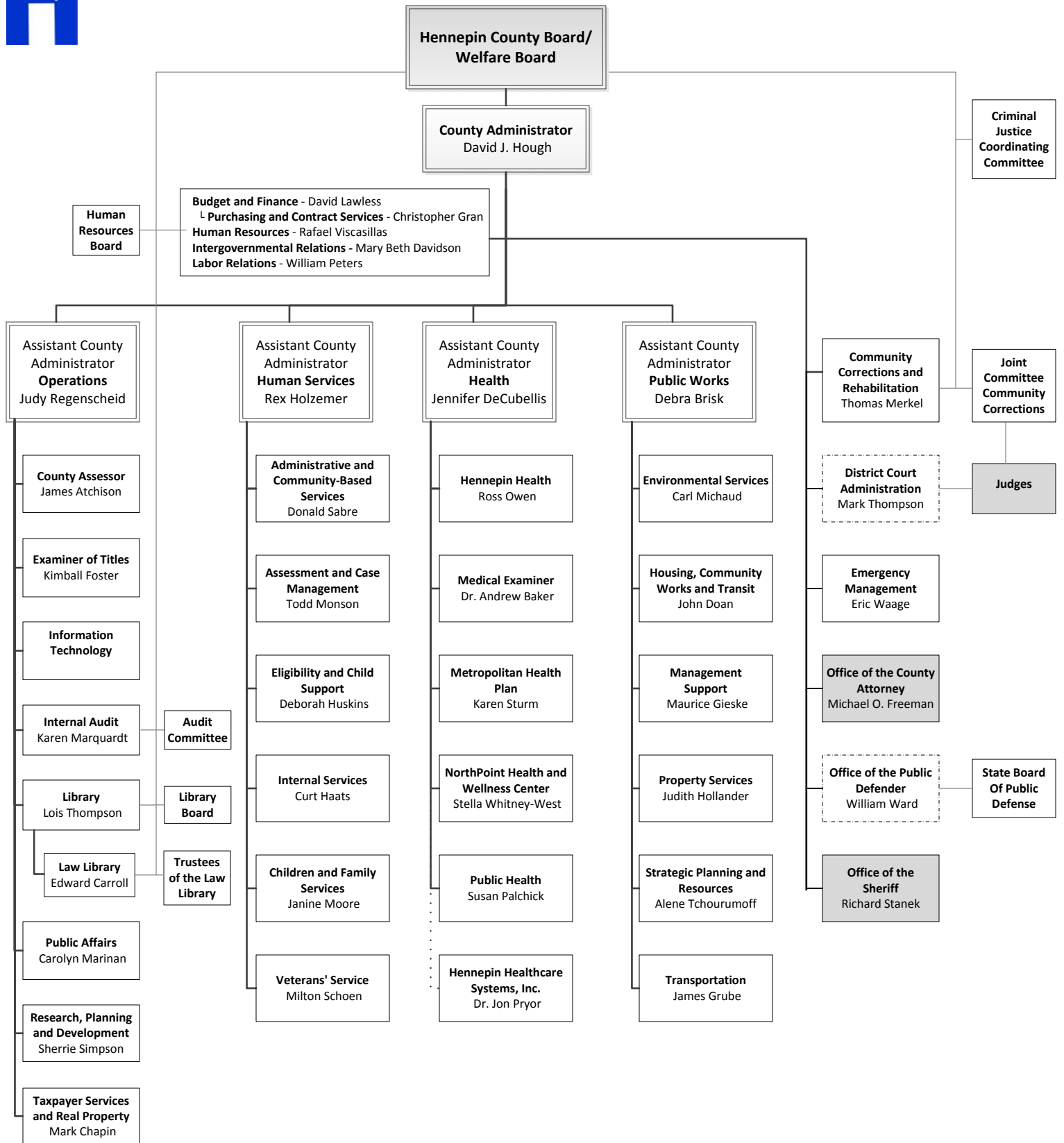
Residential property tax bills are impacted by 2011 legislation that created the Homestead Market Value Exclusion Program. The exclusion provides that for a home valued at \$76,000, 40 percent of the home's market value is excluded from its value for property tax calculations. The amount of value excluded decreases as the value of a home increases, with homes valued over \$413,700 receiving no exclusion.

### **Tax Levy Process**

The process for establishing and certifying the property tax levy is prescribed by Minnesota Statutes, Section 275.065. For taxes payable in 2014, local governments were required to adopt a maximum property tax levy by September 16, 2013 and to send out proposed property tax notices between the 10<sup>th</sup> and 24<sup>th</sup> of November. Local governments were also required to hold a meeting after 6 pm where the public was allowed to speak and the 2014 budget and

levy were discussed. The final 2014 tax levy had to be adopted and certified to the County Auditor by December 28, 2013. Hennepin County met all of the statutory requirements for establishing the 2014 property tax levy.

After the county has determined its property tax requirements for the budget year, the budget requirement is increased by a factor to compensate for delinquent and uncollectible taxes and refunds of prior-year taxes. The collection factor for 2014 is 97.25% and therefore, an additional 2.75% is applied to the property tax requirement of county funds (except in the case of debt service funds where the collection factor is regulated by law) to produce the amount of property tax to be levied.



# Hennepin County

**2014 BUDGET**

**Adopted**

**Mission:**

*The mission of Hennepin county is to enhance the health, safety and quality of life of our residents and communities in a respectful, efficient and fiscally responsible way.*

**Description and Goals:**

**Vision:**

We envision a future where residents are healthy and successful and where our communities are safe and vibrant. We strive to meet and exceed expectations by engaging people and communities in developing innovative solutions to challenges. We will be a diverse, learning organization. We will partner with others to enhance the quality of life in Hennepin County and the region.

**Overarching Goals:**

**Healthy** - People are healthy, have access to quality health care and live in a clean environment.

**Protected and Safe** - People are safe from harm through prevention, early intervention and treatment services, and through enhanced public safety.

**Self-Reliant** - People achieve success with the support of essential services, have access to affordable housing and opportunities for life-long learning.

**Assured Due Process** - People are assured equal protection of the laws through an adversarial and respectful system designed to assure fairness and reliability in the ascertainment of liability, guilt and innocence.

**Mobile** - People and goods move easily and safely throughout the county and the region, via an integrated system of transportation.

<b>Revenue and Expenditure Information:</b>	<b>2012 Actual</b>	<b>2013 Budget</b>	<b>2014 Budget</b>
Budgeted Property Tax Requirement*	\$668,971,783	\$656,018,133	\$663,849,167
Taxes - Other	38,136,569	35,239,635	49,199,963
Federal	165,105,512	161,689,478	176,199,924
State	167,868,227	193,011,868	216,583,118
Local	46,480,234	49,862,237	50,969,088
Fees and Services	291,638,963	407,157,170	373,835,877
Bond Proceeds	(3,274,334)	110,593,641	97,378,000
Other Revenue	108,985,205	175,425,599	150,804,110
<b>Total Revenues</b>	<b>\$1,483,912,159</b>	<b>\$1,788,997,761</b>	<b>\$1,778,819,247</b>
Public Works	\$160,196,927	\$167,125,719	\$186,246,141
Public Safety	247,849,985	255,411,295	263,439,559
Health	224,364,194	346,579,360	319,168,271
Libraries	68,187,165	71,766,352	74,448,925
Human Services	441,096,724	459,876,684	473,298,311
General Government	249,640,801	303,983,380	281,184,040
Capital Improvements	103,945,206	184,254,971	181,034,000
<b>Total Expenditures</b>	<b>\$1,495,281,002</b>	<b>\$1,788,997,761</b>	<b>\$1,778,819,247</b>

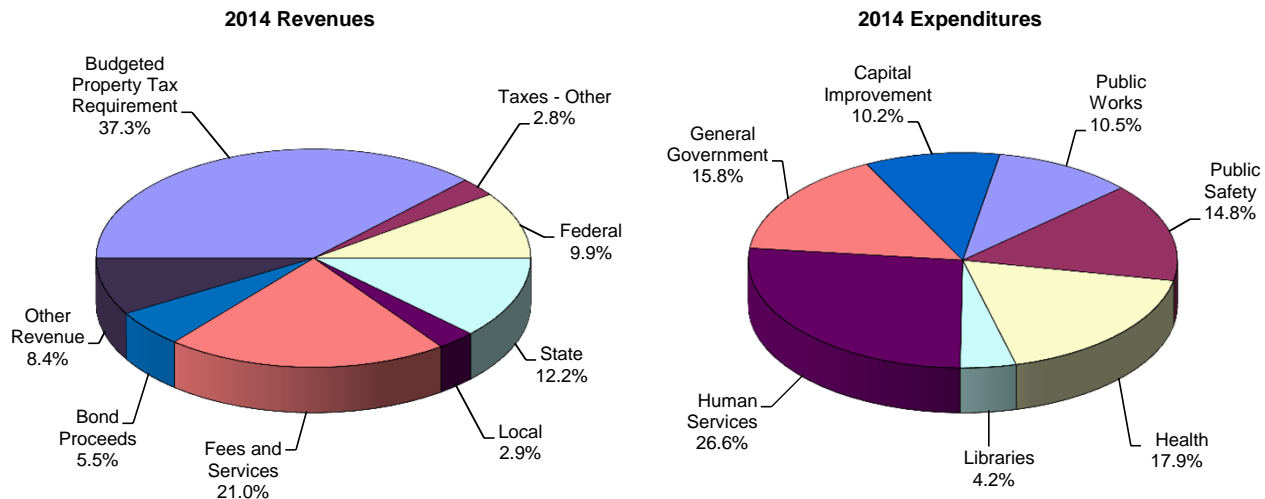
\*Reflects the adjusted property tax requirement budget, not actual property tax collections.

# Hennepin County

2014 BUDGET

Adopted

## Revenue and Expenditure Comparison:



The Revenue and Expenditure Section reflects an overview of the 2014 budget by revenue category and major program area. The majority of Hennepin County's 2014 budgeted expenditures stem from the Human Services, Health, and the General Government (including debt) programs. In 2014, these programs account for 60.3 percent of the appropriated expenditures and 54.7 percent of the FTEs.

For further detail on significant changes in revenues and expenditures by category or major program see Sections II-VIII.

## Revenue Highlights:

The 2014 revenue budget for Hennepin County is \$1.78 billion, which is a decrease of .6 percent or \$10.2 million from the 2013 adjusted budget. The 2014 operating budget for capital totals \$181.0 million, which is 1.8 percent or \$3.2 million less than the adjusted 2013 capital budget. When capital is excluded, the operating portion reflects a decrease of \$7.0 million or .4 percent over the 2013 adjusted budget. Both the operating and capital expenditures will be offset by \$1.1 billion in non-property tax revenues and \$663.9 million in property taxes. The county will operate with 7,524.3 authorized full-time equivalents (FTEs) which is an increase of 52.5 FTEs over the 2013 adjusted budget.

### Property Tax Revenues

Property tax revenue contributes \$663.9 million or 37.3 percent of the 2014 budgeted revenue of \$1.78 billion and when compared to the 2013 adjusted budget, reflects an increase of \$7.8 million or 1.2 percent. Information on the property tax computation can be found on page 10.

### Other Taxes

In 2014, Other Taxes are budgeted at \$49.2 million with the major components being \$33.5 million in Ballpark Sales Tax Revenues that will be utilized to pay debt service on the Ballpark bonds and other uses as allowed by legislation; \$8.7 million from a Wheelage Tax, that will be utilized to pay for previously issued highway debt service along with preservation, efficiency, safety and modernization of bridges, roads, and equipment; and \$5.4 million from Tax Increment Financing (TIF).

### Federal Revenues

The 2014 budgeted federal revenue is \$176.2 million, or 9.9 percent of all county revenues and represents an increase of 9.0 percent or \$14.5 million from the 2013 adjusted budget. The increase falls within the Capital Improvements program for the recondition of the Franklin Avenue bridge over the Mississippi River and to improve the safety and capacity of Shady Oak Road (County State-Aid Highway 61).

Of the \$176.2 million in anticipated federal revenue, \$135.3 million or 76.8 percent stems from the Human Services program and \$22.9 million or 13.0 percent from programs in the General Fund. The Human Services program revenue consists of reimbursements from the administrative costs of health, child support, medical assistance, food stamps, human service grants, economic assistance, training and employment, and community health. Revenue in the General Fund supports Federal housing grant programs, and the Workforce Improvement Program (WIP) in the Public Works program; reimbursement for administrative costs related to child support collection, child protection, welfare fraud, State Criminal Alien Assistance Program (SCAAP), DNA Backlog, Driving While Intoxicated (DWI) countermeasure programs, Veterans Court, along with the breakfast and lunch programs at the Juvenile Detention Center (JDC) and County Home School (CHS) within the Public Safety programs; along with criminal justice and Homeland Security grants within the General Government program.

#### Revenue Highlights Continued:

##### State Revenues

The revenues from the State of Minnesota are budgeted at \$216.6 million, or 12.2 percent of all county revenues, which excludes health maintenance organization fees from state sources. In general, state monies are used to fund activities and services for the following: human service programs like community health, financial assistance, along with training and employment programs (\$61.9 million); highway construction and maintenance projects (\$61.8 million); health service programs like the Sexual Assault Resource Service (SARS) payments and the intergovernmental transfers between the county, Hennepin County Medical Center, and Department of Human Service (\$18.6 million); correctional subsidy to assist with correctional services and programs (\$18.6 million); partial expense reimbursement in the Public Defender's Office (\$8.4 million), and a pension subsidy for peace officers (\$2.5 million). Typically, state funding is based on criteria such as caseloads, statewide funding formulas, approved plans, and particular service requirements.

State revenues increased \$23.6 million when compared to the 2013 adjusted budget of \$193.0 million. The majority of the increase is attributed to the Highway Participation of \$8.2 million for road infrastructure improvements; human service programs for \$8.7 million which is mainly due the reallocation of assessment and waiver screening revenue due to the implementation of the MnChoices program, and the increase of Hennepin County's appropriation for County Program Aid by \$6.3 million.

The State of Minnesota provides property tax relief to Minnesota counties and taxpayers through local aid programs. County Program Aid (CPA) is a general purpose aid, which consists of County Need Aid and County Tax Base Equalization Aid. The aid is distributed as general property tax relief that is allocated based upon percent of the total budgeted property tax to the following funds: County Revenue, Human Services, Library and Capital Improvement. CPA for 2014 is budgeted at \$31.8 million, which is an increase of \$6.3 million over the 2013 adjusted budget.

##### Local Revenue

The 2014 local revenue budget has increased by \$1.1 million from the 2013 adjusted budget of \$49.9 million. Increases are seen in Transportation for greater municipal participation and cost sharing for the design and construction of highway projects; and Human Services as part of a risk sharing agreement between the Human Services and Public Health Department (HSPHD) and Hennepin Health.

##### Fees and Services Revenues

User fees are established charges borne by those individuals that utilize specific government services and activities. This source of revenue provides an equitable, proportional method to fund governmental services without charging the general population. Minnesota Statutes 383B.118 authorizes counties to establish a fee or charge for a service, after holding a public hearing, based upon the costs of providing such services. The new and revised fee schedules were authorized by the County Board and incorporated into the 2014 budget resolution approved on December 17, 2013.

In 2014, the total revenues generated from fees charged for services are estimated at \$373.8 million, represent 21.0 percent of the total county revenue budget, and reflects a decrease of 8.1 percent or \$33.3 million from the 2013 adjusted budget. Although the main component for the overall reduction is associated to the projected decrease in the number of Metropolitan Health Plan enrollments, Human Services and Public Health saw a decrease due to the implementation of the MnChoices program which reallocated revenue to the state category, but was offset by the increase in Medicaid enrollments in Hennepin Health.

Hennepin County provides a wide range of services for which fees are charged. The most significant portion of this revenue (\$244.1 million, or 65.3 percent of all fees and services) is generated by reimbursement/payment from third party payers and state and federal reimbursement for patient fees and services provided by NorthPoint Health and Wellness Center, Hennepin Health, and Metropolitan Health Plan.

The Human Services program anticipates an estimated \$42.7 million in fees for services provided in 2014. The majority of this revenue is accounted for in case management and other services for specialized populations (developmentally disabled, vulnerable adults, child at-risk, etc.) and is reimbursed by federal/state Medical Assistance funding at pre-established rates for units of service.

Another major source of fee revenue is the Solid Waste program which collects fees for services associated with management of solid waste. In 2014, \$50.7 million is budgeted as revenue from tipping fees, ordinances, and solid waste fees.

The Public Safety program, including the Sheriff's Radio Communication Fund, has budgeted \$18.3 million in 2014 fee revenue. Each department or office provides services in which fees are charged and/or fines assessed. The majority of the revenue stems from charges to other jurisdictions or clients for processing, boarding or monitoring pre- and post-adjudications of clients, civil fees, court fees, program participation fees and leasing radio space and equipment.

# Hennepin County

**2014 BUDGET**  
Adopted

<b>Revenue Highlights Continued:</b>
--------------------------------------

The 2014 General Government program has remained relatively flat at \$15.4 million in fee and service revenue. The majority of this revenue is generated by the county's Taxpayer Services Department at \$12.3 million and includes charges for service center fees and public records for the recording of abstract and torrens properties.

**Bond Proceeds**

Proceeds generated through the sale of general obligation (GO) bonds finance authorized capital improvement projects within the county's adopted capital budget. The county also periodically issues GO bonds to refund outstanding bonds to realize debt service savings when interest rates are favorable. Bond proceeds budgeted for 2014 are \$97.4 million, down \$13.2 million from the \$110.6 million in the 2013 adjusted budget. This decrease is the result of a planned refunding of general obligation bonds in the 2013 adjusted budget. Details concerning the county's debt retirement and debt management can be found in the Debt Retirement section of the General Government program.

**Other Revenues**

A wide variety of revenues contribute to the total of \$150.8 million make up 8.5 percent of total revenue in 2014. Other revenue includes book fines, building rental, investment income, parking revenue, fines, health and driver licenses, vital records (e.g. birth and death certificates), and utilization of fund balance.

Interest rates paid on allowable investments may have reached their lowest point in the last five years, and may be increasing for a sustained cycle based on current economic improvements. The Federal Reserve Bank continues to maintain a policy that its benchmark short-term borrowing rates will stay at their historic lows, between 0 percent and 0.25 percent into 2015, but it has started actions to slow its asset-buying program meant to keep long-term interest rates low. For the 2014 budget, investment income is projected at \$7.0 million which is a 36.2 percent increase from the 2013 adjusted budget of \$5.2 million.

Budgeting of prior year revenue reflects the county's fiscal management practice of maximizing all sources of revenues while simultaneously monitoring revenues and expenditures within the current year to ensure that, while fund balance is utilized to develop the budget, it is seldom used. In the 2014 budget, the use of fund balance has been set \$31.0 million.

The remaining revenue is comprised of indirect cost allocation revenue which is based upon the county's indirect cost allocation plan, interfund transfers, commodity/surplus sales, and changes in net assets in the enterprise funds.

Budgeted Positions:	2012 Budget	2013 Budget	2014 Budget
Public Works	633.5	635.4	663.6
Public Safety	2,146.6	2,135.9	2,141.9
Health	316.9	325.6	331.3
Libraries	617.7	610.7	606.7
Human Services	2,722.5	2,856.8	2,857.0
General Government	899.9	907.4	923.8
Capital Improvements	0.0	0.0	0.0
Total Full Time Equivalent (FTE)	<b>7,337.1</b>	<b>7,471.8</b>	<b>7,524.3</b>

# 2014 BUDGET

<b>COMPUTATION OF LEVIES BY FUND</b>
--------------------------------------

	TOTAL BUDGET	INCOME FROM OTHER SOURCES	PROPERTY TAX REQUIREMENT	COLLECTION RATE	GROSS PROPERTY TAX LEVY
County Revenue	\$599,216,612	\$276,631,797	\$322,584,815	97.25%	\$331,706,751
Human Services	473,298,311	249,369,670	223,928,641	97.25%	230,260,813
Metropolitan Health Plan	92,236,532	92,236,532	0	0.0%	0
Hennepin Health	129,763,172	129,763,172	0	0.0%	0
Solid Waste Enterprise Fund	59,824,776	59,824,776	0	0.0%	0
Library	72,801,434	13,501,344	59,300,090	97.25%	60,976,956
Glen Lake Golf Course	1,030,465	1,030,465	0	0.0%	0
Radio Communications	<u>2,667,227</u>	<u>2,667,227</u>	0	0.0%	0
<b>Total Operating</b>	<b><u>\$1,430,838,529</u></b>	<b><u>\$825,024,983</u></b>	<b><u>\$605,813,546</u></b>		<b><u>\$622,944,520</u></b>
Debt Retirement - Countywide	125,299,012	49,283,690	76,015,322	100.0%	76,015,322
Debt Retirement - Suburban	4,154,506	0	4,154,506	100.0%	4,154,506
Ballpark Sales Tax Revenue	37,493,200	37,493,200	0	0.0%	0
Capital Improvements	<u>181,034,000</u>	<u>171,375,000</u>	<u>9,659,000</u>	97.25%	<u>9,932,134</u>
<b>Total Non-Operating</b>	<b><u>\$347,980,718</u></b>	<b><u>\$258,151,890</u></b>	<b><u>\$89,828,828</u></b>		<b><u>\$90,101,962</u></b>
<b>GRAND TOTAL</b>	<b><u>\$1,778,819,247</u></b>	<b><u>\$1,083,176,873</u></b>	<b><u>\$695,642,374</u></b>		<b><u>\$713,046,482</u></b>
<b>Less County Program Aid</b>			<b><u>(\$31,793,207)</u></b>		<b><u>(\$31,793,207)</u></b>
<b>County Property Tax Levy</b>			<b><u>\$663,849,167</u></b>		<b><u>\$681,253,275</u></b>

# 2014 BUDGET

## TAX CAPACITY TAX CAPACITY RATES

	<b>2012 Actual</b>	<b>2013 Budget</b>	<b>2014 Budget</b>
ESTIMATED MARKET VALUE			
Minneapolis	\$33,599,252,600	\$32,568,246,600	\$33,232,807,800
Suburban	<u>94,509,213,500</u>	<u>91,038,641,500</u>	<u>91,272,035,110</u>
TOTAL ESTIMATED MARKET VALUE	<u>\$128,108,466,100</u>	<u>\$123,606,888,100</u>	<u>\$124,504,842,910</u>
NET TAX CAPACITY			
Minneapolis	\$371,544,574	\$372,793,650	\$374,146,470
Suburban	<u>1,025,659,980</u>	<u>995,764,628</u>	<u>993,676,091</u>
TOTAL NET TAX CAPACITY	<u>\$1,397,204,554</u>	<u>\$1,368,558,278</u>	<u>\$1,367,822,561</u>
TAX CAPACITY RATE (OPERATING)	<b>Taxes Payable 2012</b>	<b>Taxes Payable 2013</b>	<b>Taxes Payable 2014</b>
County Revenue	23.374%	23.862%	23.207%
Human Services	14.596%	15.210%	16.129%
Library	<u>4.073%</u>	<u>4.095%</u>	<u>4.270%</u>
OPERATING RATE SUBTOTAL	42.043%	43.167%	43.606%
Countywide Debt Retirement	5.169%	5.563%	5.560%
Capital Improvements	<u>0.459%</u>	<u>0.359%</u>	<u>0.361%</u>
TOTAL TAX CAPACITY RATE: <b>Minneapolis</b>	<b>47.671%</b>	<b>49.089%</b>	<b>49.527%</b>
Suburban Debt Retirement	0.560%	0.422%	0.417%
TOTAL TAX CAPACITY RATE: <b>Suburban Hennepin</b>	<b>48.231%</b>	<b>49.511%</b>	<b>49.944%</b>

Tax capacity and tax capacity rates shown are prior to final determination of tax capacity and disparity reduction aid.  
The rates also reflect initial contributions and distributions of the fiscal disparities program.



# 2014 BUDGET

## 2014 Expenditures and Revenues By Fund (Page 1 of 2)

### I. Governmental Funds

	County Revenue	Human Services	Library	Capital Improvement	Debt Retirement	Ballpark Sales Tax Revenue	Governmental Subtotals
<b>BUDGET EXPENDITURES</b>							
Public Works	125,390,900						125,390,900
Public Safety	260,772,332						260,772,332
Health	97,168,567						97,168,567
Libraries	1,647,491		72,801,434				74,448,925
Human Services		473,298,311					473,298,311
General Government	114,237,322				129,453,518	37,493,200	281,184,040
Capital Improvements				181,034,000			181,034,000
<b>TOTAL EXPENDITURES</b>	<b>\$599,216,612</b>	<b>\$473,298,311</b>	<b>\$72,801,434</b>	<b>\$181,034,000</b>	<b>\$129,453,518</b>	<b>\$37,493,200</b>	<b>\$1,493,297,075</b>
<b>BUDGET REVENUES</b>							
Property Taxes							
Current Collections	\$322,584,815	\$223,928,641	\$59,300,090	\$9,659,000	\$80,169,828		\$695,642,374
Less Program Aid	(14,440,949)	(9,750,812)	(2,601,446)	(5,000,000)			(31,793,207)
Net Property Tax Total	308,143,866	214,177,829	56,698,644	4,659,000	80,169,828		663,849,167
Nonproperty Taxes							
Wheelage Tax	8,700,000						8,700,000
Other Non-Property Taxes	6,899,963					33,500,000	40,399,963
Net Non-Property Tax Total	15,599,963	0	0	0	0	33,500,000	49,099,963
<b>Total Taxes</b>	<b>323,743,829</b>	<b>214,177,829</b>	<b>56,698,644</b>	<b>4,659,000</b>	<b>80,169,828</b>	<b>33,500,000</b>	<b>712,949,130</b>
Intergovernmental-Federal	22,944,654	135,336,964		15,600,000	2,073,306		175,954,924
Intergovernmental-State							
County Program Aid	14,440,949	9,750,812	2,601,446	5,000,000			31,793,207
Market Value Homestead Credit							
Highway Maintenance	18,860,544			42,916,000			61,776,544
Community Corrections	18,637,600						18,637,600
Community Health		2,039,000					2,039,000
Human Services		59,898,222					59,898,222
Public Defender	8,366,931						8,366,931
Health Intergovernmental Transfers	18,575,000						18,575,000
Other	9,978,357		1,136,600	835,000			11,949,957
Total State	88,859,381	71,688,034	3,738,046	48,751,000	0	0	213,036,461
Intergovernmental-Local							
Health Intergovernmental Transfers	20,650,000						20,650,000
Other Local	3,445,305	1,566,000	3,238,244	9,684,000	12,385,539		30,319,088
<b>Total Intergovernmental</b>	<b>135,899,340</b>	<b>208,590,998</b>	<b>6,976,290</b>	<b>74,035,000</b>	<b>14,458,845</b>	<b>0</b>	<b>439,960,473</b>
<b>Fees &amp; Services</b>	<b>53,975,843</b>	<b>42,657,484</b>	<b>30,000</b>				<b>96,663,327</b>
<b>Fines &amp; Forfeitures</b>	<b>253,300</b>		<b>1,450,000</b>				<b>1,703,300</b>
Other Revenue							
Interest on Investments	6,000,000		85,000				6,085,000
Licensing & Permits	6,531,765	1,500,000					8,031,765
Bond Proceeds				97,378,000			97,378,000
Indirect Cost Allocation	15,758,243						15,758,243
Miscellaneous	37,270,566	3,872,000	3,561,500	4,962,000	34,824,845		84,490,911
<b>Total Other Revenue</b>	<b>65,560,574</b>	<b>5,372,000</b>	<b>3,646,500</b>	<b>102,340,000</b>	<b>34,824,845</b>	<b>0</b>	<b>211,743,919</b>
<b>Total Current Revenue</b>	<b>579,432,886</b>	<b>470,798,311</b>	<b>68,801,434</b>	<b>181,034,000</b>	<b>129,453,518</b>	<b>33,500,000</b>	<b>1,463,020,149</b>
Fund Balance / Assets Decrease (Increase)	19,783,726	2,500,000	4,000,000			3,993,200	30,276,926
<b>Total Revenue</b>	<b>\$599,216,612</b>	<b>\$473,298,311</b>	<b>\$72,801,434</b>	<b>\$181,034,000</b>	<b>\$129,453,518</b>	<b>\$37,493,200</b>	<b>\$1,493,297,075</b>

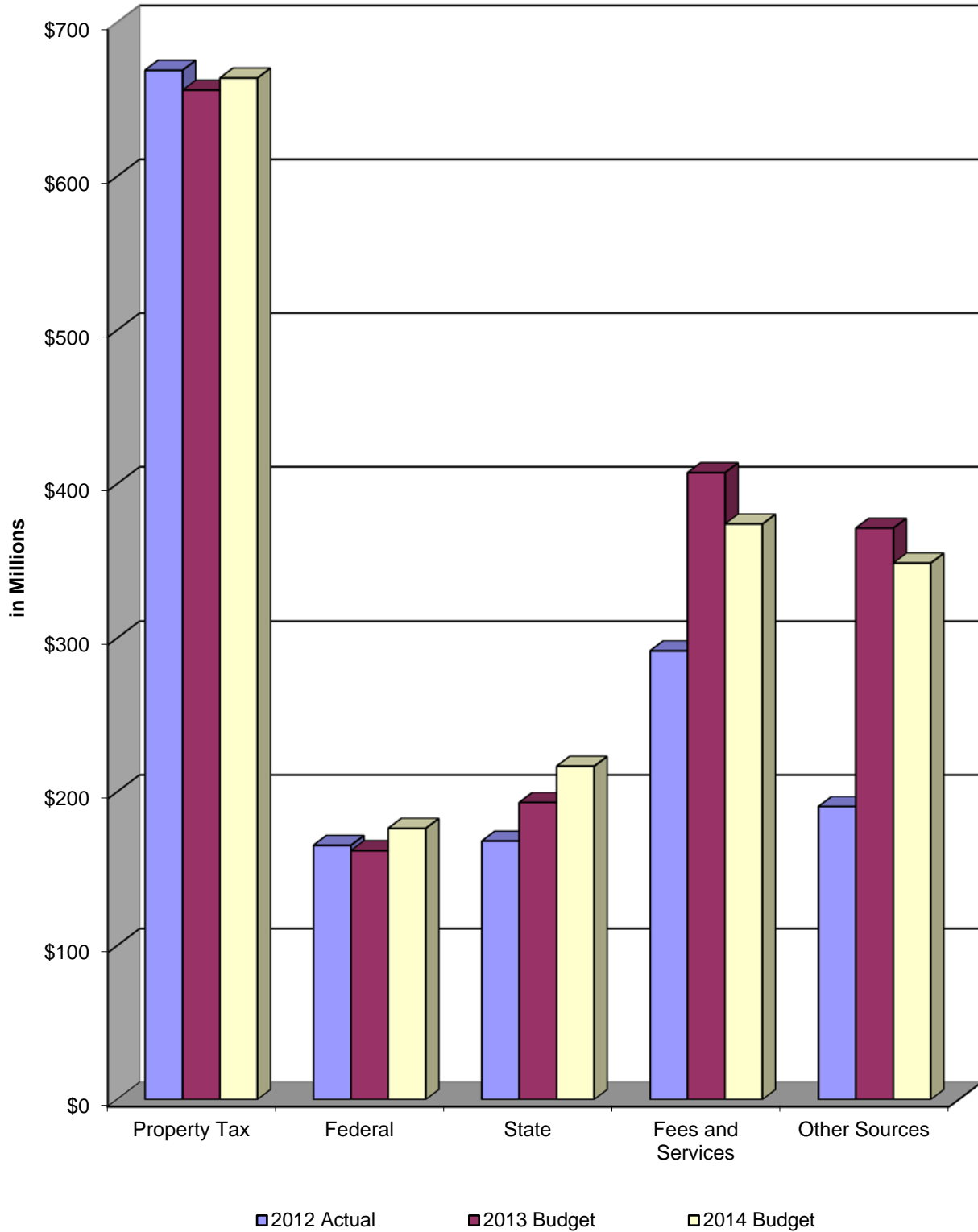
# 2014 BUDGET

## 2014 Expenditures and Revenues By Fund (Page 2 of 2)

### II. Enterprise Funds

	Metropolitan Health Plan	Hennepin Health	Solid Waste Enterprise	Glen Lake Golf Course	Sheriff's Radio Communications	Governmental & Enterprise Totals
<b>BUDGET EXPENDITURES</b>						
Public Works			59,824,776	1,030,465		\$186,246,141
Public Safety					2,667,227	263,439,559
Health	92,236,532	129,763,172				319,168,271
Libraries						74,448,925
Human Services						473,298,311
General Government						281,184,040
Capital Improvements						181,034,000
<b>TOTAL EXPENDITURES</b>	<b>\$92,236,532</b>	<b>\$129,763,172</b>	<b>\$59,824,776</b>	<b>\$1,030,465</b>	<b>\$2,667,227</b>	<b>\$1,778,819,247</b>
<b>BUDGET REVENUES</b>						
Property Taxes						
Current Collections						\$695,642,374
Less Program Aid						(31,793,207)
Net Property Tax Total						663,849,167
Nonproperty Taxes						
Wheelage Tax						8,700,000
Other Non-Property Taxes			100,000			40,499,963
Net Non-Property Tax Total	0	0	100,000	0	0	49,199,963
<b>Total Taxes</b>	<b>0</b>	<b>0</b>	<b>100,000</b>	<b>0</b>	<b>0</b>	<b>713,049,130</b>
Intergovernmental-Federal			245,000			176,199,924
Intergovernmental-State						
County Program Aid						31,793,207
Market Value Homestead Credit						0
Highway Maintenance						61,776,544
Community Corrections						18,637,600
Community Health						2,039,000
Human Services						59,898,222
Public Defender						8,366,931
Health Intergovernmental Transfers						18,575,000
Other			3,546,657			15,496,614
Total State	0	0	3,546,657	0	0	216,583,118
Intergovernmental-Local						
Health Intergovernmental Transfers						20,650,000
Other Local						30,319,088
<b>Total Intergovernmental</b>	<b>0</b>	<b>0</b>	<b>3,791,657</b>	<b>0</b>	<b>0</b>	<b>443,752,130</b>
<b>Fees &amp; Services</b>	<b>93,313,595</b>	<b>130,430,592</b>	<b>50,702,136</b>		<b>2,726,227</b>	<b>373,835,877</b>
<b>Fines &amp; Forfeitures</b>			<b>100,000</b>			<b>1,803,300</b>
Other Revenue						
Interest on Investments	347,199	90,000	485,000			7,007,199
Licensing & Permits			940,000			8,971,765
Bond Proceeds						97,378,000
Indirect Cost Allocation						15,758,243
Miscellaneous		7,417	724,082	1,030,465	59,000	86,311,875
<b>Total Other Revenue</b>	<b>347,199</b>	<b>97,417</b>	<b>2,149,082</b>	<b>1,030,465</b>	<b>59,000</b>	<b>215,427,082</b>
<b>Total Current Revenue</b>	<b>93,660,794</b>	<b>130,528,009</b>	<b>56,842,875</b>	<b>1,030,465</b>	<b>2,785,227</b>	<b>1,747,867,519</b>
Fund Balance / Assets Decrease (Increase)	(1,424,262)	(764,837)	2,981,901	0	(118,000)	30,951,728
<b>Total Revenue</b>	<b>\$92,236,532</b>	<b>\$129,763,172</b>	<b>\$59,824,776</b>	<b>\$1,030,465</b>	<b>\$2,667,227</b>	<b>\$1,778,819,247</b>

# SOURCES OF REVENUE 2012 - 2014

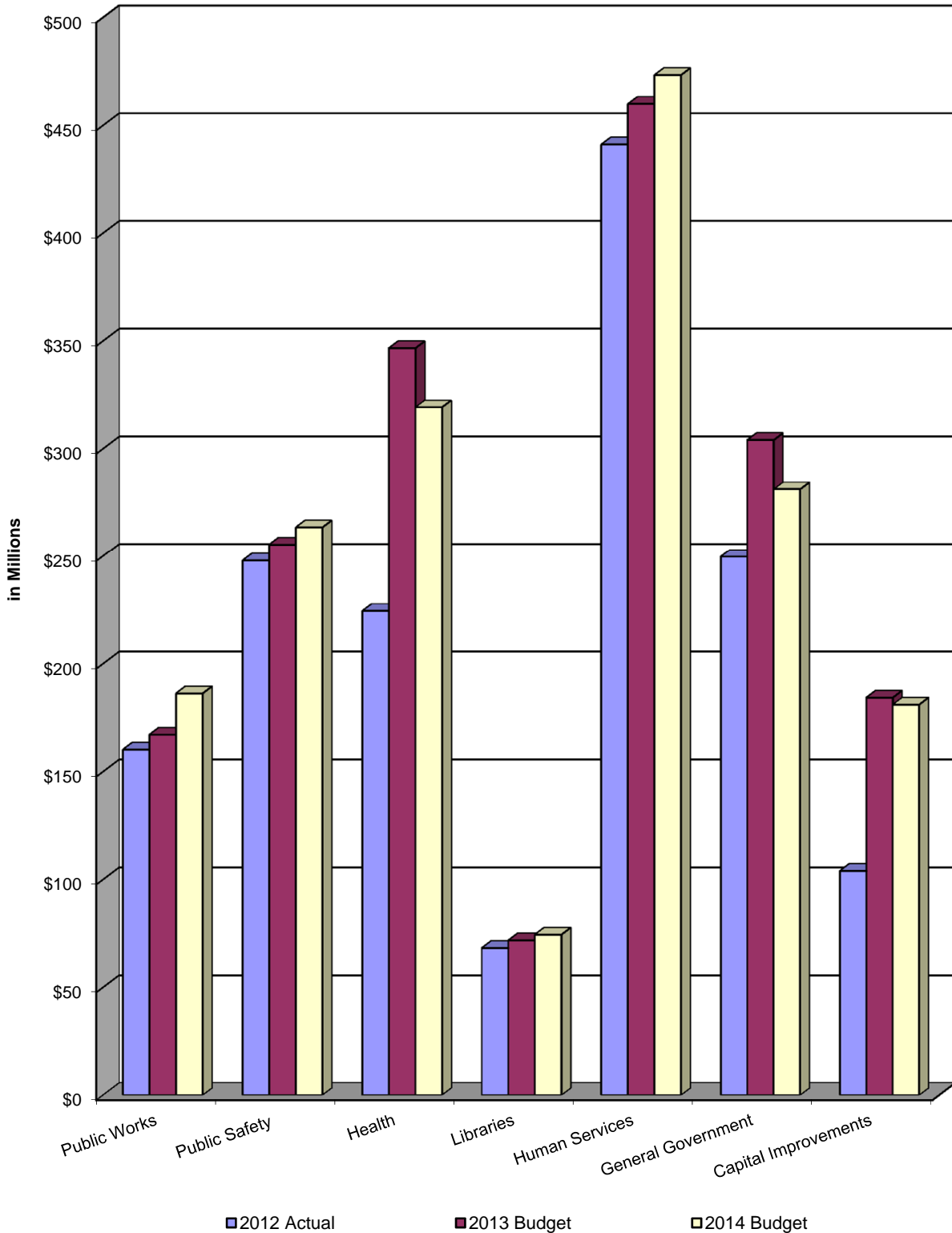


# 2014 BUDGET

## SOURCES OF REVENUE

	2012 Actual	2013 Budget	2014 Budget
Current Property Tax	\$668,971,783	\$656,018,133	\$663,849,167
Taxes - Other	38,136,569	35,239,635	49,199,963
Federal	165,105,512	161,689,478	176,199,924
State	167,868,227	193,011,868	216,583,118
Local	46,480,234	49,862,237	50,969,088
Interest on Investments	10,858,833	5,145,085	7,007,199
Fees and Services	291,638,963	407,157,170	373,835,877
Fines and Forfeitures	1,770,600	1,873,300	1,803,300
Licensing and Permits	7,389,180	7,732,427	8,971,765
Bond Proceeds	(3,274,334)	110,593,641	97,378,000
Other	88,966,593	131,667,671	102,070,118
Subtotal - Current Revenue	<u>1,483,912,159</u>	<u>1,759,990,645</u>	<u>1,747,867,519</u>
Use of Fund Balance	<u>0</u>	<u>29,007,116</u>	<u>30,951,728</u>
<b>TOTAL REVENUES</b>	<b><u>\$1,483,912,159</u></b>	<b><u>\$1,788,997,761</u></b>	<b><u>\$1,778,819,247</u></b>

## EXPENDITURES BY MAJOR PROGRAM 2012 - 2014



# 2014 BUDGET

## EXPENDITURES AND FTE SUMMARY

MAJOR PROGRAM	2012 ACTUAL		2013 BUDGET		2014 BUDGET	
	ACTUAL	FTE	BUDGET	FTE	BUDGET	FTE
Public Works	\$160,196,927	633.5	\$167,125,719	635.4	\$186,246,141	663.6
Public Safety	247,849,985	2,146.6	255,411,295	2,135.9	263,439,559	2,141.9
Health	224,364,194	316.9	346,579,360	325.6	319,168,271	331.3
Libraries	68,187,165	617.7	71,766,352	610.7	74,448,925	606.7
Human Services	441,096,724	2,722.5	459,876,684	2,856.8	473,298,311	2,857.0
General Government	249,640,801	899.9	303,983,380	907.4	281,184,040	923.8
Capital Improvements	<u>103,945,206</u>	<u>0.0</u>	<u>184,254,971</u>	<u>0.0</u>	<u>181,034,000</u>	<u>0.0</u>
Total	<b><u>\$1,495,281,002</u></b>	<b><u>7,337.1</u></b>	<b><u>\$1,788,997,761</u></b>	<b><u>7,471.8</u></b>	<b><u>\$1,778,819,247</u></b>	<b><u>7,524.3</u></b>

**PERSONNEL COMPARISON BY DEPARTMENT**  
 FULL-TIME EQUIVALENTS (FTEs)

PROGRAM / DEPARTMENT	2012 YEAR END	2013 BUDGET	2014 BUDGET	Chg 2013-2014
<b>PUBLIC WORKS</b>				
Public Works Administration.....	11.5	12.5	15.0	2.5
Environmental Services *.....	64.0	63.9	66.1	(1.1)
Glen Lake Golf Course.....	0.0	0.0	0.0	0.0
Housing, Community Works & Transit.....	65.5	51.5	46.5	(5.0)
Management Support *.....	60.0	57.0	56.0	(1.0)
Property Services.....	219.5	218.5	237.5	19.0
Strategic Planning & Resources.....	0.0	20.0	26.0	20.0
Transportation.....	<u>213.0</u>	<u>212.0</u>	<u>216.5</u>	<u>4.5</u>
<b>TOTAL</b>	<b><u>633.5</u></b>	<b><u>635.4</u></b>	<b><u>663.6</u></b>	<b><u>28.2</u></b>
<b>PUBLIC SAFETY</b>				
County Attorney's Office.....	349.5	346.0	347.0	1.0
County Court Functions .....	0.0	0.0	0.0	0.0
Public Defender.....	89.1	82.9	77.9	(5.0)
County Sheriff.....	808.0	808.0	808.0	0.0
Dept of Community Corrections & Rehabilitation.	900.0	899.0	909.0	10.0
Sheriff's Radio Communications.....	<u>0.0</u>	<u>0.0</u>	<u>0.0</u>	<u>0.0</u>
<b>TOTAL</b>	<b><u>2,146.6</u></b>	<b><u>2,135.9</u></b>	<b><u>2,141.9</u></b>	<b><u>6.0</u></b>
<b>HEALTH</b>				
NorthPoint Health and Wellness.....	179.7	181.1	195.3	14.2
Metropolitan Health Plan.....	105.5	105.5	95.0	(10.5)
Hennepin Health.....	5.0	5.0	7.0	2.0
Medical Examiner.....	26.7	34.0	34.0	0.0
Uncompensated Care	0.0	0.0	0.0	0.0
HCMC Intergovernmental Transfers	<u>0.0</u>	<u>0.0</u>	<u>0.0</u>	<u>0.0</u>
<b>TOTAL</b>	<b><u>316.9</u></b>	<b><u>325.6</u></b>	<b><u>331.3</u></b>	<b><u>5.7</u></b>
<b>LIBRARIES</b>				
Libraries	611.0	604.0	600.0	(4.0)
Law Library.....	<u>6.7</u>	<u>6.7</u>	<u>6.7</u>	<u>0.0</u>
<b>TOTAL</b>	<b><u>617.7</u></b>	<b><u>610.7</u></b>	<b><u>606.7</u></b>	<b><u>(4.0)</u></b>
<b>HUMAN SERVICES</b>				
<b>TOTAL</b>	<b><u>2,722.5</u></b>	<b><u>2,856.8</u></b>	<b><u>2,857.0</u></b>	<b><u>0.2</u></b>
<b>GENERAL GOVERNMENT</b>				
Commissioners.....	25.0	25.0	25.0	0.0
County Administration.....	17.4	17.4	17.4	0.0
Budget and Finance.....	92.3	90.8	91.8	1.0
Research, Planning and Development.....	19.0	19.0	19.0	0.0
Information Technology *.....	303.0	315.5	322.9	7.4
Taxpayer Services.....	278.1	274.6	274.6	0.0
County Assessor.....	39.0	39.0	41.0	2.0
Human Resources.....	64.1	64.1	66.1	2.0
Public Affairs.....	17.5	17.5	17.5	0.0
Internal Audit.....	18.0	18.0	22.0	4.0
Examiner of Titles.....	8.0	8.0	8.0	0.0
General County Purposes.....	7.0	7.0	7.0	0.0
Debt Retirement.....	0.0	0.0	0.0	0.0
Ballpark Sales Tax Revenue Programs.....	0.0	0.0	0.0	0.0
Employee Health Plan Self Insurance*.....	6.0	6.0	6.0	0.0
Self Insurance *.....	<u>5.5</u>	<u>5.5</u>	<u>5.5</u>	<u>0.0</u>
<b>TOTAL</b>	<b><u>899.9</u></b>	<b><u>907.4</u></b>	<b><u>923.8</u></b>	<b><u>16.4</u></b>
<b>GRAND TOTAL</b>	<b><u>7,337.1</u></b>	<b><u>7,471.8</u></b>	<b><u>7,524.3</u></b>	<b><u>52.5</u></b>

\*Includes Internal Service Fund FTEs.

# 2014 BUDGET

## COUNTY REVENUE FUND SUMMARY (Page 1 of 2)

Basis of Accounting: Modified Accrual	2012 ACTUAL	2013 BUDGET	2014 BUDGET
<b><u>TOTAL EXPENDITURES</u></b>	<b><u>\$533,386,394</u></b>	<b><u>\$579,396,680</u></b>	<b><u>\$599,216,612</u></b>
<b><u>SOURCE OF REVENUE</u></b>			
<u>Property Taxes</u>			
Current Collections	337,226,370	323,686,750	322,584,815
Less Program Aid	(10,376,051)	(10,154,744)	(14,440,949)
Total Property Taxes	<u>326,850,319</u>	<u>313,532,006</u>	<u>308,143,866</u>
<u>Market Value Homestead Credit</u>	<u>(80,898)</u>	<u>0</u>	<u>0</u>
<u>Nonproperty Taxes</u>			
Mortgage Registry/Deed Tax	1,770,612	1,400,000	1,500,000
Tax Increment Financing	3,573,529	2,624,515	5,348,671
Wheelage Tax	0	0	8,700,000
Other	<u>1,013,293</u>	<u>65,120</u>	<u>51,292</u>
Total Nonproperty Taxes	<u>6,357,434</u>	<u>4,089,635</u>	<u>15,599,963</u>
Total Taxes	<u>333,126,855</u>	<u>317,621,641</u>	<u>323,743,829</u>
<u>Intergovernmental Revenue</u>			
Federal	24,115,606	22,505,595	22,944,654
State - County Program Aid	10,376,051	10,154,744	14,440,949
State - Market Value Homestead Credit	80,898	-	-
State - Highway Maintenance	17,539,330	18,659,717	18,860,544
State - Community Corrections	17,993,359	18,634,464	18,637,600
State - Public Defender	7,331,985	8,366,931	8,366,931
State - Intergovernmental Gov't Transfers	12,013,076	18,575,000	18,575,000
State - Other	<u>9,362,834</u>	<u>10,488,841</u>	<u>9,978,357</u>
Total State	<u>74,697,532</u>	<u>84,879,697</u>	<u>88,859,381</u>
Local - Intergovernmental Gov't Transfers	21,939,479	20,650,000	20,650,000
Other	<u>890,680</u>	<u>2,401,768</u>	<u>3,445,305</u>
Total Local	<u>22,830,159</u>	<u>23,051,768</u>	<u>24,095,305</u>
Total Intergovernmental Revenue	<u>121,643,297</u>	<u>130,437,060</u>	<u>135,899,340</u>
<u>Investment Income</u>	<u>9,137,187</u>	<u>4,200,000</u>	<u>6,000,000</u>



# 2014 BUDGET

## COUNTY REVENUE FUND SUMMARY (Page 2 of 2)

	2012 ACTUAL	2013 BUDGET	2014 BUDGET
<u>Fees and Services</u>			
Service Center Fees and Passports	1,906,470	2,063,132	1,051,100
North Point Patient Reimbursements	19,502,197	19,117,642	20,375,173
Assessor - Services Provided To Municipalities	1,785,421	1,828,025	1,926,300
Boarding of Prisoners	5,010,366	5,314,393	5,200,540
Correction Facility Fees	1,328,835	1,658,500	1,104,500
Law Library	965,334	1,000,000	980,000
Public Records Fees	8,649,426	7,945,000	8,170,000
Client Fees	1,889,332	2,299,140	2,294,500
Sheriff Fees	3,453,007	3,434,508	3,504,585
Other Fees and Service Charges	<u>8,289,563</u>	<u>8,614,071</u>	<u>9,369,145</u>
Total Fees and Services	<u>52,779,951</u>	<u>53,274,411</u>	<u>53,975,843</u>
Total Fines and Forfeitures	<u>216,423</u>	<u>253,300</u>	<u>253,300</u>
<u>Licenses and Permits</u>			
Drivers Licenses	1,232,689	1,189,576	1,963,000
Vital Certificates	1,017,881	1,078,932	1,096,000
Motor Vehicle Licenses	1,958,265	2,219,404	2,112,000
Other Licenses and Permits	<u>982,022</u>	<u>874,515</u>	<u>1,360,765</u>
Total Licenses and Permits	<u>5,190,857</u>	<u>5,362,427</u>	<u>6,531,765</u>
<u>Other Revenue</u>			
Commodity, Concession and Miscellaneous	1,412,092	858,400	1,296,884
Indirect Cost Allocation	9,974,355	16,089,496	15,758,243
Interfund	(14,947,056)	1,702,543	(740,318)
Building Rental	19,237,042	19,582,656	20,109,514
Miscellaneous	<u>15,671,814</u>	<u>14,244,813</u>	<u>16,604,486</u>
Total Other Revenue	<u>31,348,246</u>	<u>52,477,908</u>	<u>53,028,809</u>
<u>Total Current Revenue</u>	<u>553,442,815</u>	<u>563,626,747</u>	<u>579,432,886</u>
<u>Budgeted Use of Fund Balance</u>	<u>0</u>	<u>15,769,933</u>	<u>19,783,726</u>
<b><u>TOTAL BUDGETED REVENUES</u></b>	<b><u>\$553,442,815</u></b>	<b><u>\$579,396,680</u></b>	<b><u>\$599,216,612</u></b>

# 2014 BUDGET

## COUNTY REVENUE FUND EXPENDITURES AND FTE SUMMARY

MAJOR PROGRAM/DEPARTMENT	2012		2013		2014	
	ACTUAL	FTE	BUDGET	FTE	BUDGET	FTE
<b>PUBLIC WORKS</b>						
Public Works	<u>\$104,948,465</u>	<u>540.5</u>	<u>\$110,172,832</u>	<u>542.5</u>	<u>\$125,390,900</u>	<u>569.5</u>
<b>PUBLIC SAFETY</b>						
County Attorney's Office	43,070,312	349.5	43,568,611	346.0	45,107,676	347.0
Court Functions	1,754,158	0.0	2,192,000	0.0	2,192,000	0.0
Public Defender	14,843,376	89.1	15,652,512	82.9	15,929,587	77.9
Sheriff's Office	85,977,172	808.0	86,994,641	808.0	91,899,764	808.0
Community Corrections & Rehabilitation	<u>100,041,388</u>	<u>900.0</u>	<u>103,846,215</u>	<u>899.0</u>	<u>105,643,305</u>	<u>909.0</u>
Subtotal	245,686,406	2,146.6	252,253,979	2,135.9	260,772,332	2,141.9
<b>HEALTH</b>						
NorthPoint Health and Wellness	26,588,324	179.7	27,974,060	181.1	29,710,636	195.3
Medical Examiner	3,948,750	26.7	5,268,235	34.0	5,473,431	34.0
Uncompensated Care	24,000,000	0.0	24,000,000	0.0	22,000,000	0.0
HCMC Intergovernmental Transfers	<u>34,696,605</u>	<u>0.0</u>	<u>39,984,500</u>	<u>0.0</u>	<u>39,984,500</u>	<u>0.0</u>
Subtotal	89,233,679	206.4	97,226,795	215.1	97,168,567	229.3
<b>LIBRARY</b>						
Law Library	1,538,649	6.7	1,626,651	6.7	1,647,491	6.7
<b>GENERAL GOVERNMENT</b>						
Commissioners	2,264,087	25.0	2,725,829	25.0	2,829,409	25.0
County Administration	2,675,438	17.4	3,188,854	17.4	3,166,257	17.4
County Assessor	3,813,653	39.0	4,093,501	39.0	4,687,804	41.0
Budget and Finance	12,010,998	92.3	14,003,748	90.8	14,265,325	91.8
Research, Planning and Development	2,335,987	19.0	2,601,539	19.0	2,551,842	19.0
Information Technology	7,886,002	42.3	9,246,652	38.8	8,416,714	41.9
Taxpayer Services	25,621,994	278.1	34,038,051	274.6	33,540,866	274.6
Human Resources	6,591,127	64.1	7,003,227	64.1	7,340,763	66.1
Public Affairs	2,171,603	17.5	2,195,885	17.5	2,238,130	17.5
Internal Audit	2,578,692	18.0	2,876,152	18.0	3,307,066	22.0
Examiner of Titles	856,568	8.0	963,433	8.0	1,080,848	8.0
General County Purposes	<u>23,173,046</u>	<u>7.0</u>	<u>35,179,552</u>	<u>7.0</u>	<u>30,812,298</u>	<u>7.0</u>
Subtotal	<u>91,979,195</u>	<u>627.7</u>	<u>118,116,423</u>	<u>619.2</u>	<u>114,237,322</u>	<u>631.3</u>
<b>TOTAL</b>	<b><u>\$533,386,394</u></b>	<b><u>3,527.9</u></b>	<b><u>\$579,396,680</u></b>	<b><u>3,519.4</u></b>	<b><u>\$599,216,612</u></b>	<b><u>3,578.7</u></b>

# 2014 BUDGET

## HUMAN SERVICES FUND SUMMARY

Basis of Accounting: Modified Accrual	2012 ACTUAL	2013 BUDGET	2014 BUDGET
<b><u>TOTAL EXPENDITURES</u></b>	<b><u>\$441,096,724</u></b>	<b><u>\$459,876,684</u></b>	<b><u>\$473,298,311</u></b>
<b><u>SOURCE OF REVENUE</u></b>			
<u>Property Taxes</u>			
Current Collections	208,541,329	209,550,345	223,928,641
Less Program Aid	<u>(6,479,345)</u>	<u>(6,440,683)</u>	<u>(9,750,812)</u>
Total Property Taxes	<u>202,061,984</u>	<u>203,109,662</u>	<u>214,177,829</u>
<u>Less Market Value Homestead Credit</u>	<u>(52,417)</u>	<u>0</u>	<u>0</u>
<u>Nonproperty Taxes</u>			
Other Taxes	<u>77,438</u>	<u>0</u>	<u>0</u>
<u>Intergovernmental Revenue</u>			
Federal - Administrative Grants	22,923,310	26,379,400	18,559,361
Federal - Title XX - Human Services Grants	7,645,739	7,646,000	7,700,000
Federal - Title IVE - Foster Care	4,056,145	5,353,000	4,402,000
Federal - Grants for Training and Employment Programs	15,038,381	13,239,000	12,750,000
Federal - General	17,398,418	16,157,738	16,393,546
Federal - Title IVD - Child Support	17,831,996	18,590,100	18,071,141
Federal - Refugee Assistance	57,790	50,000	231,000
Federal - Medical Assistance Administration	13,509,332	16,561,750	28,084,896
Federal - Food Stamp (SNAP) Administration	10,672,501	13,797,750	12,255,020
Federal - TANF Administration	6,125,931	4,500,000	5,000,000
Federal - Community Health	9,324,537	10,374,253	9,785,000
Federal Incentive - Child Support	<u>2,067,345</u>	<u>2,200,000</u>	<u>2,105,000</u>
Total Federal	<u>126,651,425</u>	<u>134,848,991</u>	<u>135,336,964</u>

# 2014 BUDGET

## HUMAN SERVICES FUND SUMMARY

(Page 2 of 3)

	2012 ACTUAL	2013 BUDGET	2014 BUDGET
State - Grants for Human Services	25,359,187	26,691,750	26,298,000
State - Program Aid	6,479,345	6,440,683	9,750,812
State - Market Value Homestead Credit	52,417	0	0
State - Vulnerable Children and Adults Act	12,363,856	12,626,000	12,700,000
State - Grants for Training and Employment Programs	2,720,288	3,572,000	4,377,000
State - Administrative	2,458,675	2,691,000	1,523,000
State - General Assistance	3,018,295	2,900,000	2,556,000
State - Community Health	2,039,683	2,039,000	2,039,000
State - Medical Assistance/Medicare	1,760,037	2,720,000	12,444,222
State - Minnesota Supplemental Aid	0	0	0
State - Emergency Assistance	0	0	0
<b>Total State</b>	<b><u>56,251,783</u></b>	<b><u>59,680,433</u></b>	<b><u>71,688,034</u></b>
Local Grants	<u>1,928,849</u>	<u>611,000</u>	<u>1,566,000</u>
<u>Interest Income</u>	<u>0</u>	<u>0</u>	<u>0</u>
<u>Fees and Services</u>			
Patient Fees	4,501,635	5,653,000	4,436,000
Medicaid/GAMC/Targeted Case Management	27,213,506	31,174,598	24,121,162
Medicare	214,924	181,000	481,000
Other Services	<u>13,084,103</u>	<u>15,494,000</u>	<u>13,619,322</u>
<b>Total Fees and Services</b>	<b><u>45,014,168</u></b>	<b><u>52,502,598</u></b>	<b><u>42,657,484</u></b>

# 2014 BUDGET

## HUMAN SERVICES FUND SUMMARY (Page 3 of 3)

	2012 ACTUAL	2013 BUDGET	2014 BUDGET
<u>Health Licenses</u>	<u>1,308,339</u>	<u>1,500,000</u>	<u>1,500,000</u>
<u>Other Revenue</u>			
Miscellaneous - Other	1,814,699	1,624,000	1,985,000
Interfund Transfers	<u>3,662,211</u>	<u>0</u>	<u>1,887,000</u>
Total Other Revenue	<u>5,476,910</u>	<u>1,624,000</u>	<u>3,872,000</u>
Total Current Revenue	<u>438,718,479</u>	<u>453,876,684</u>	<u>470,798,311</u>
<u>Budgeted Use of Fund Balance</u>	<u>0</u>	<u>6,000,000</u>	<u>2,500,000</u>
<b><u>TOTAL REVENUES</u></b>	<b><u>\$438,718,479</u></b>	<b><u>\$459,876,684</u></b>	<b><u>\$473,298,311</u></b>

# 2014 BUDGET

## METROPOLITAN HEALTH PLAN FUND SUMMARY

Basis of Accounting: Accrual	2012 ACTUAL	2013 BUDGET	2014 BUDGET
<b><u>TOTAL EXPENDITURES</u></b>	<b><u>\$74,408,678</u></b>	<b><u>\$129,227,679</u></b>	<b><u>\$92,236,532</u></b>
<b><u>SOURCE OF REVENUE</u></b>			
<u>Fees and Services</u>			
State Premium Revenue	54,856,833	100,680,903	65,875,720
Federal Premium Revenue	15,255,828	17,071,605	14,618,769
Administrative Services Revenue	6,243,128	11,824,800	12,819,106
Miscellaneous Revenue	<u>1,148,019</u>	<u>0</u>	<u>0</u>
Total Fees and Services	<u>77,503,808</u>	<u>129,577,308</u>	<u>93,313,595</u>
<u>Other Revenue</u>			
Investment Income	588,648	<u>100,501</u>	<u>347,199</u>
<u>Capital Contributions</u>	<u>0</u>	<u>0</u>	<u>0</u>
<u>(Increase)/Decrease in Net Assets</u>	<u>0</u>	<u>(450,130)</u>	<u>(1,424,262)</u>
<b><u>TOTAL REVENUES</u></b>	<b><u>\$78,092,456</u></b>	<b><u>\$129,227,679</u></b>	<b><u>\$92,236,532</u></b>

# 2014 BUDGET

<b>HENNEPIN HEALTH FUND SUMMARY</b>
---

Basis of Accounting: Accrual	2012 ACTUAL	2013 BUDGET	2014 BUDGET
<b><u>TOTAL EXPENDITURES</u></b>	<b><u>\$60,721,837</u></b>	<b><u>\$120,124,886</u></b>	<b><u>\$129,763,172</u></b>
<b><u>SOURCE OF REVENUE</u></b>			
<u>Fees and Services</u>			
Medical Assistance	62,314,381	120,256,800	130,430,592
Other fees and services	<u>0</u>	<u>0</u>	<u>0</u>
Total Fees and Services	<u>62,314,381</u>	<u>120,256,800</u>	<u>130,430,592</u>
<u>Other Revenue</u>			
Investment Income	206,301	64,584	90,000
Grant revenue	<u>50,050</u>	<u>0</u>	<u>7,417</u>
Total Other Revenue	<u>256,351</u>	<u>64,584</u>	<u>97,417</u>
<u>Capital Contributions</u>	<u>0</u>	<u>0</u>	<u>0</u>
<u>(Increase)/Decrease in Net Assets</u>	<u>0</u>	<u>(196,498)</u>	<u>(764,837)</u>
<b><u>TOTAL REVENUES</u></b>	<b><u>\$62,570,732</u></b>	<b><u>\$120,124,886</u></b>	<b><u>\$129,763,172</u></b>

# 2014 BUDGET

## SOLID WASTE ENTERPRISE FUND SUMMARY

Basis of Accounting: Accrual	2012 ACTUAL	2013 BUDGET	2014 BUDGET
<b><u>TOTAL EXPENDITURES</u></b>	<b><u>\$54,417,425</u></b>	<b><u>\$55,909,974</u></b>	<b><u>\$59,824,776</u></b>
<b><u>SOURCE OF REVENUE</u></b>			
<u>Property Taxes</u>			
Current Collections	(648)	0	0
Less Program Aid	0	0	0
Less Market Value Homestead Credit	0	0	0
Total Property Taxes	<u>(648)</u>	<u>0</u>	<u>0</u>
<u>Nonproperty Taxes</u>	<u>66,858</u>	<u>150,000</u>	<u>100,000</u>
<u>Intergovernmental Revenue</u>			
Federal Grants	1,375,207	50,000	245,000
State Grants	3,610,490	3,352,657	3,546,657
State Program Aid	0	0	0
State - Market Value Homestead Credit	0	0	0
Local Government Grants	0	0	0
Total Intergovernmental Revenue	<u>4,985,697</u>	<u>3,402,657</u>	<u>3,791,657</u>
<u>Investment Income*</u>	<u>656,297</u>	<u>690,000</u>	<u>485,000</u>
<u>Fees &amp; Services</u>			
Solid Waste Tipping Fees	22,255,264	22,070,000	23,675,000
Solid Waste Mgmt Fees - Hauler Collected	13,238,225	13,500,000	13,635,000
Solid Waste Mgmt Fees - County Collected	0	0	0
Sale of Recyclables	601,871	574,273	540,000
Other Fees & Services	<u>15,731,002</u>	<u>12,524,464</u>	<u>12,852,136</u>
Total Fees & Services	<u>51,826,362</u>	<u>48,668,737</u>	<u>50,702,136</u>
<u>Licenses &amp; Permits</u>			
Solid/Hazardous Waste Licenses	<u>889,984</u>	<u>870,000</u>	<u>940,000</u>
<u>Fines &amp; Penalties</u>			
Solid Waste and Other Fines	<u>27,816</u>	<u>20,000</u>	<u>100,000</u>
<u>Other Revenue/Transfers</u>	<u>24,087</u>	<u>3,511,919</u>	<u>724,082</u>
<u>(Increase)/Decrease in Net Assets</u>		<u>(1,403,339)</u>	<u>2,981,901</u>
<b><u>TOTAL REVENUES</u></b>	<b><u>\$58,476,453</u></b>	<b><u>\$55,909,974</u></b>	<b><u>\$59,824,776</u></b>

\*For 2012, includes \$215,337 in unrealized losses.



# 2014 BUDGET

## LIBRARY FUND SUMMARY

Basis of Accounting: Modified Accrual	2012 ACTUAL	2013 BUDGET	2014 BUDGET
<b><u>TOTAL EXPENDITURES</u></b>	<b><u>\$66,648,516</u></b>	<b><u>\$70,139,701</u></b>	<b><u>\$72,801,434</u></b>
<b><u>SOURCE OF REVENUE</u></b>			
<u>Property Taxes</u>			
Current Collections	58,124,191	55,937,649	59,300,090
Less Program Aid	(1,808,730)	(1,737,683)	(2,601,446)
Total Property Taxes	<u>56,315,461</u>	<u>54,199,966</u>	<u>56,698,644</u>
<u>Less Market Value Homestead Credit</u>	<u>(13,830)</u>	<u>0</u>	<u>0</u>
<u>Intergovernmental Revenue</u>			
State - County Program Aid	1,808,730	1,737,683	2,601,446
Market Value Homestead Credit	13,830	0	0
Federal Grants	42,612	0	0
State Grants	1,294,292	1,250,600	1,136,600
Local Grants	<u>4,981,940</u>	<u>4,105,736</u>	<u>3,238,244</u>
Total Intergovernmental Revenue	<u>8,141,404</u>	<u>7,094,019</u>	<u>6,976,290</u>
<u>Investment Income</u>	<u>85,792</u>	<u>90,000</u>	<u>85,000</u>
<u>Fees and Services</u>			
Other Services	<u>26,396</u>	<u>30,000</u>	<u>30,000</u>
<u>Fines and Forfeitures</u>			
Book Fines	<u>1,526,361</u>	<u>1,600,000</u>	<u>1,450,000</u>
<u>Other Revenue</u>			
Book Sales	123,307	145,000	30,000
Concessions	332,137	325,000	325,000
Donations	685,573	670,000	900,000
Miscellaneous	160,271	149,076	146,500
Ballpark Sales Tax Transfer	<u>1,860,000</u>	<u>1,960,000</u>	<u>2,160,000</u>
Total Other Revenue	<u>3,161,288</u>	<u>3,249,076</u>	<u>3,561,500</u>
<u>Total Current Revenue</u>	<u>69,242,872</u>	<u>66,263,061</u>	<u>68,801,434</u>
<u>Actual/Budgeted Use of Fund Balance</u>	<u>0</u>	<u>3,876,640</u>	<u>4,000,000</u>
<b><u>TOTAL REVENUES</u></b>	<b><u>\$69,242,872</u></b>	<b><u>\$70,139,701</u></b>	<b><u>\$72,801,434</u></b>

# 2014 BUDGET

## GLEN LAKE GOLF COURSE FUND SUMMARY

Basis of Accounting: Accrual	2012 ACTUAL	2013 BUDGET	2014 BUDGET
<b><u>TOTAL EXPENDITURES</u></b>	<b><u>\$831,037</u></b>	<b><u>\$1,042,913</u></b>	<b><u>\$1,030,465</u></b>
<b><u>SOURCE OF REVENUE</u></b>			
<u>Other Revenue</u>	<u>893,430</u>	<u>1,042,913</u>	<u>1,030,465</u>
Total Current Revenue	<u>893,430</u>	<u>1,042,913</u>	<u>1,030,465</u>
<u>(Increase)/Decrease in Net Assets</u>	<u>(62,393)</u>	<u>0</u>	<u>0</u>
<b><u>TOTAL BUDGETED REVENUES</u></b>	<b><u>\$831,037</u></b>	<b><u>\$1,042,913</u></b>	<b><u>\$1,030,465</u></b>

# 2014 BUDGET

## SHERIFF'S RADIO COMMUNICATIONS FUND SUMMARY

Basis of Accounting: Accrual	2012 ACTUAL	2013 BUDGET	2014 BUDGET
<b><u>TOTAL EXPENDITURES</u></b>	<b><u>\$2,165,040</u></b>	<b><u>\$3,157,316</u></b>	<b><u>\$2,667,227</u></b>
<b><u>SOURCE OF REVENUE</u></b>			
<u>Fees &amp; Services</u>	<u>2,173,897</u>	<u>2,847,316</u>	<u>2,726,227</u>
<u>Other Revenue</u>	<u>155,075</u>	<u>77,450</u>	<u>59,000</u>
<u>Total Current Revenue</u>	<u>2,328,972</u>	<u>2,924,766</u>	<u>2,785,227</u>
<u>(Increase)/Decrease in Net Assets</u>	<u>(163,932)</u>	<u>232,550</u>	<u>(118,000)</u>
<b><u>TOTAL REVENUES</u></b>	<b><u>\$2,165,040</u></b>	<b><u>\$3,157,316</u></b>	<b><u>\$2,667,227</u></b>

# 2014 BUDGET

## CAPITAL IMPROVEMENTS FUND SUMMARY

Basis of Accounting: Modified Accrual	2012 ACTUAL	2013 BUDGET	2014 BUDGET
<u>Total Expenditures</u>			
Library	\$6,692,105	\$13,505,000	\$12,563,000
Capital Improvement Funds	97,253,101	170,749,971	168,471,000
<b><u>TOTAL EXPENDITURES</u></b>	<b><u>\$103,945,206</u></b>	<b><u>\$184,254,971</u></b>	<b><u>\$181,034,000</u></b>
<b><u>SOURCE OF REVENUE</u></b>			
<u>Property Taxes</u>			
Current Collections	6,404,920	12,158,219	9,659,000
Less Program Aid	(3,850)	(7,151,548)	(5,000,000)
Less Market Value Homestead Credit	(412)	0	0
Total Property Taxes	<u>6,400,658</u>	<u>5,006,671</u>	<u>4,659,000</u>
<u>Nonproperty Taxes</u>	<u>3,559</u>	<u>0</u>	<u>0</u>
<u>Intergovernmental Revenue</u>			
Federal - Highway Aids	13,566,961	2,006,534	15,600,000
Federal - Other	(2,924,657)	0	0
State - Program Aid	3,850	7,151,548	5,000,000
State - Market Value Homestead Credit	412	0	0
State - General	7,623,431	0	835,000
State - Highway and Bridge Aids	22,506,421	34,959,250	42,916,000
Other - Transp. Revolving Loan Fund	0	0	0
Other - Local	<u>4,921,658</u>	<u>10,185,000</u>	<u>9,684,000</u>
Total Intergovernmental Revenue	<u>45,698,076</u>	<u>54,302,332</u>	<u>74,035,000</u>
<u>Investment Income</u>	<u>181,387</u>	<u>0</u>	<u>0</u>
<u>Fees and Services</u>	<u>0</u>	<u>0</u>	<u>0</u>
<u>Other Revenue</u>			
Bond Proceeds	0	87,463,641	97,378,000
Other	14,196,461	37,482,327	4,962,000
Total Other Revenue	<u>14,196,461</u>	<u>124,945,968</u>	<u>102,340,000</u>
<u>Total Current Revenue</u>	<u>66,480,141</u>	<u>184,254,971</u>	<u>181,034,000</u>
<b><u>TOTAL REVENUES</u></b>	<b><u>\$66,480,141</u></b>	<b><u>\$184,254,971</u></b>	<b><u>\$181,034,000</u></b>

# 2014 BUDGET

## DEBT RETIREMENT FUND SUMMARY

Basis of Accounting: Modified Accrual	2012 ACTUAL	2013 BUDGET	2014 BUDGET
<b><u>TOTAL EXPENDITURES</u></b>	<b><u>\$122,841,775</u></b>	<b><u>\$149,688,997</u></b>	<b><u>\$129,453,518</u></b>
<b><u>SOURCE OF REVENUE</u></b>			
<u>Property Taxes</u>			
Current Collections	77,548,610	80,169,828	80,169,828
Less Program Aid	<u>(40,903)</u>	<u>0</u>	<u>0</u>
Total Property Taxes	<u>77,507,707</u>	<u>80,169,828</u>	<u>80,169,828</u>
Less Market Value Homestead Credit	<u>(16,553)</u>	<u>0</u>	<u>0</u>
<u>Nonproperty Taxes</u>	<u>30,230</u>	<u>0</u>	<u>0</u>
<u>Intergovernmental Revenue</u>			
Federal - Interest Subsidy Payments	2,278,358	2,278,358	2,073,306
State - Program Aid	40,903	0	0
State - Market Value Homestead Credit	16,553	0	0
Other local intergovernmental	<u>11,817,628</u>	<u>11,908,733</u>	<u>12,385,539</u>
Total Intergovernmental Revenue	<u>14,153,442</u>	<u>14,187,091</u>	<u>14,458,845</u>
<u>Other Revenue</u>			
Interest on Investments	935	0	0
Bond Proceeds	(3,274,334)	23,130,000	0
Other Revenues	<u>33,661,045</u>	<u>32,202,078</u>	<u>34,824,845</u>
Total Other Revenue	<u>30,387,646</u>	<u>55,332,078</u>	<u>34,824,845</u>
<u>Total Current Revenue</u>	<u>122,062,472</u>	<u>149,688,997</u>	<u>129,453,518</u>
<u>Actual/Budgeted Use of Fund Balance</u>	<u>0</u>	<u>0</u>	<u>0</u>
<b><u>TOTAL REVENUES</u></b>	<b><u>\$122,062,472</u></b>	<b><u>\$149,688,997</u></b>	<b><u>\$129,453,518</u></b>

Notes: This fund summary shows budgets for General Obligation Debt in Fund 70 (including bonds issued on behalf of CTIB), and for Ballpark Debt in Fund 79, as well as Lease Revenue Certificates of Participation payments. The latter two obligations are paid with non-property tax revenues.

Other Revenues includes \$2 million of wheelage tax receipts.

# 2014 BUDGET

<b>BALLPARK SALES TAX REVENUE FUND SUMMARY</b>
--

Basis of Accounting: Modified Accrual	2012 ACTUAL	2013 BUDGET	2014 BUDGET
<b><u>TOTAL EXPENDITURES</u></b>	<b><u>\$34,819,831</u></b>	<b><u>\$36,177,960</u></b>	<b><u>\$37,493,200</u></b>
<b><u>SOURCE OF REVENUE</u></b>			
<u>Sales Tax Revenue</u>	31,601,050	31,000,000	33,500,000
<u>Investment Income</u>	2,286	0	0
<u>Total Current Revenue</u>	31,603,336	31,000,000	33,500,000
<u>Actual/Budgeted Use of Fund Balance</u>	0	5,177,960	3,993,200
<b><u>TOTAL REVENUES</u></b>	<b><u>\$31,603,336</u></b>	<b><u>\$36,177,960</u></b>	<b><u>\$37,493,200</u></b>

# 2014 BUDGET

## INTERNAL SERVICE FUND SUMMARIES

Basis of Accounting: Accrual	2012 ACTUAL	2013 BUDGET	2014 BUDGET
<b>FUND: Central Services</b>			
Program Expenditures	<u>\$6,440,479</u>	<u>\$7,359,312</u>	<u>\$6,652,872</u>
Charges for Services	6,630,817	7,359,312	6,652,872
Net Assets (Increase)/Decrease	(190,338)	0	0
<b>FUND: Central Mobile Equipment (CMED)</b>			
Program Expenditures	<u>\$12,333,475</u>	<u>\$13,883,064</u>	<u>\$14,408,180</u>
Charges for Services	14,530,112	13,883,064	14,408,180
Net Assets (Increase)/Decrease	(2,196,637)	0	0
<b>FUND: Energy Center</b>			
Program Expenditures	<u>\$7,596,821</u>	<u>\$9,163,152</u>	<u>\$10,117,316</u>
Charges for Services	7,647,008	9,163,152	10,117,316
Net Assets (Increase)/Decrease	(50,187)	0	0
<b>FUND: Information Technology</b>			
Program Expenditures	<u>\$48,355,850</u>	<u>\$61,458,219</u>	<u>\$72,254,711</u>
Charges for Services	48,734,387	61,458,219	72,254,711
Net Assets (Increase)/Decrease	(378,537)	0	0
<b>FUND: Self Insurance Fund</b>			
Program Expenditures	<u>\$5,352,483</u>	<u>\$5,608,082</u>	<u>\$6,074,482</u>
Charges for Services	5,411,004	5,608,082	6,074,482
Net Assets (Increase)/Decrease	(58,521)	0	0
<b>FUND: Other Employee Benefits</b>			
Program Expenditures	<u>\$18,585,006</u>	<u>\$26,000,000</u>	<u>\$26,000,000</u>
Charges for Services	18,557,204	26,000,000	26,000,000
Net Assets (Increase)/Decrease	27,802	0	0
<b>FUND: Employee Health Plan Self Insurance</b>			
Program Expenditures	<u>\$82,563,122</u>	<u>\$99,840,000</u>	<u>\$99,052,663</u>
Charges for Services	93,354,760	99,840,000	99,052,663
Net Assets (Increase)/Decrease	(10,791,638)	0	0

# Hennepin County

**2014 BUDGET**

**Adopted**

**Major Program: Public Works**

- Public Works Administration
- Environmental Services
- Glen Lake Golf Course
- Housing, Community Works & Transit
- Management Support
- Property Services
- Strategic Planning and Resources
- Transportation



Hennepin Energy Recovery Center

**Program Description:**

The Public Works programs support Hennepin County by providing services and facilities to enhance the mobility, connectivity, environmental stewardship and economy within the county. The services and programs vary from transit-oriented development, alternative energy, transportation infrastructure planning, design, construction and operations, maintenance of county facilities to housing. The departments that comprise Public Works include Administration; Environmental Services; Glen Lake Golf Course; Housing, Community Works and Transit; Management Support; Property Services; Strategic Planning and Resources; and Transportation.

**Program Budget Highlights:**

The Property Services Department was moved from the General Government business line into Public Works. This adds \$50.5 million and 237.5 FTEs to the Public Works line of business.

The new Wheelage Tax is expected to raise \$8.7 million of revenue for the Transportation Department. \$6.7 million will be used to improve and maintain the road and bridge system. The remaining \$2.0 million will be transferred to the Debt Service Fund.

**Revenue and Expenditure Information:**

	2012 Actual	2013 Budget	2014 Budget
Budgeted Property Tax Requirement*	\$42,349,072	\$42,564,772	\$46,879,737
Other Taxes	119,559	215,120	8,851,292
Federal	15,687,511	13,611,426	14,256,493
State	23,365,331	25,200,421	25,122,168
Local	672,789	837,048	1,559,109
Investment Earnings	656,297	690,000	485,000
Fees and Services	51,836,041	49,246,625	51,984,816
Fines and Forfeitures	27,816	20,000	100,000
License and Permits	1,161,861	1,178,765	1,248,765
Bond Proceeds			
Other Revenue	31,544,277	33,561,542	35,758,761
<b>Total Revenues</b>	<b>\$167,420,554</b>	<b>\$167,125,719</b>	<b>\$186,246,141</b>
Personal Services	\$50,882,640	\$54,640,315	\$59,757,460
Commodities	8,611,940	7,867,133	9,128,470
Services	86,223,705	90,389,501	102,962,003
Public Aid	2,573,775	2,490,000	2,358,892
Capital Outlay	242,811	185,683	351,928
Other Charges	11,662,056	11,553,087	11,687,388
<b>Total Expenditures</b>	<b>\$160,196,927</b>	<b>\$167,125,719</b>	<b>\$186,246,141</b>

*\*Reflects the adjusted property tax requirement budget, not actual property tax collections.*

<b>Budgeted Positions (Full-time Equivalents)</b>	<b>633.5</b>	<b>635.4</b>	<b>663.6</b>
---	--------------	--------------	--------------



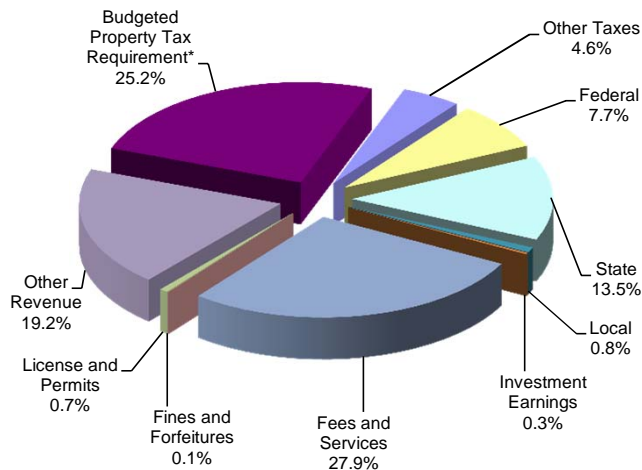
# Hennepin County

2014 BUDGET

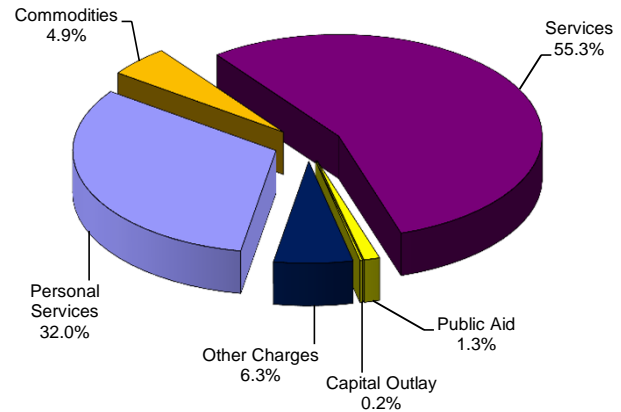
Adopted

## Revenue and Expenditure Comparison:

2014 Revenue



2014 Expenditures



## Revenue Highlights:

The Public Works budgeted 2014 revenues are \$186.2 million, an 11.4 percent increase over the 2013 adjusted budget. Details about the major sources of revenue:

### Current Property Taxes

For 2014, property taxes comprise 25.2 percent of the Public Works program's total estimated revenue. There is a \$4.3 million increase in this revenue primarily due to the addition of Property Services to the Public Works business line.

### Other Taxes

The large increase reflects the \$8.7 million from the new Wheelage Tax.

### Federal Revenue

Federal revenue of \$14.3 million consist mainly of federal grants for Housing, Community Works & Transit programs. The federal portion of the 2014 budget is 7.7 percent of the total Public Works program revenue, down from 8.1 percent in 2013.

### State Revenue

Revenue from the State of Minnesota is little changed at an estimated \$25.1 million. It consists mostly of \$18.9 million in County State Aid Highway funding, \$2.4 million for workforce improvement programs and \$3.4 million in state recycling and conservation grants.

### Fees and Services

Fees and services represent a significant category of revenue, totaling \$52.0 million for 2014. These items account for approximately 27.9 percent of the 2014 Public Works program's total funding, compared to 29.5 percent in 2013. This revenue category consists primarily of solid waste and hazardous waste management fees.

### Other Revenue

The Other Revenue category historically consisted of revenue generated by Property Services, the Environmental Response Fund (ERF), Glen Lake Golf Course, and revenue that various Public Works departments receive from the Hennepin County Regional Railroad Authority (HCRRA) and Hennepin County Housing and Redevelopment Authority (HCHRA) for project staffing support. The \$2.2 million change in 2014 is primarily due to an extra \$2.0 million of revenue for Property Services from managing additional county properties, \$1.0 million for HCRRA/HCHRA support and \$1.0 million of fund balance for Environmental Services, offset by the \$2.0 million transfer of Wheelage Tax to the Debt Service Fund.

Department Expenditure Summary:	2012 Actual	2013 Budget	2014 Budget
Public Works Administration	\$1,538,029	\$2,319,189	\$2,471,946
Environmental Services	54,417,425	55,909,974	59,824,776
Glen Lake Golf Course	831,037	1,042,913	1,030,465
Housing, Community Works & Transit	22,174,660	22,342,698	22,758,678
Management Support	2,638,458	2,457,517	2,929,145
Property Services	43,296,367	45,325,900	50,510,353
Strategic Planning and Resources		2,100,669	3,121,074
Transportation	35,300,951	35,626,859	43,599,704
<b>Total Expenditures</b>	<b>\$160,196,927</b>	<b>\$167,125,719</b>	<b>\$186,246,141</b>

# Hennepin County

**2014 BUDGET**

**Adopted**

**Program Highlights by Department:**

**Public Works Administration**

The 2014 budget totals \$2.5 million, an increase of 6.6 percent over 2013. A new college graduate rotational program for hard-to-recruit positions (civil and mechanical engineers, environmental scientists, architects and urban/transportation planners) adds \$240,000 and 3.0 FTE's to the budget.

**Environmental Services**

The 2014 budget totals \$59.8 million, an increase of 7.0 percent. Additions include 2.2 FTE's to address increased workloads in sustainable landscaping and hazardous waste licensing, \$1.8 million for additional solid waste costs and \$1.4 million for higher operations and maintenance costs for the Hennepin Energy Recovery Center.

**Glen Lake Golf Course**

Glen Lake continues to be operated by Three Rivers Park District. The 2014 remains little changed at \$1.0 million.

**Housing, Community Works & Transit**

The Healthy Community Planning program was transferred to the Strategic Planning and Resources Department. The 2014 budget has a slight increase over 2013 to \$22.8 million due to the use of limited duration employees and increases in Sentencing to Service Homes activities.

**Management Support**

The department continues to provide accounting and financial support to Public Works departments. The 2014 budget totals \$2.9 million, an increase of 18.4 percent, primarily due to more accurate accounting for commodities in the warehouse.

**Property Services**

The department budget increased by \$5.0 million in operating costs and increased staff by 19.0 FTE's in order to manage several additional locations including, the Adult Correctional Facility, County Home School, the 911 Emergency Communications Facility, the Target Field Station, various Human Services satellite offices and to cover longer Library hours of operation.

**Strategic Planning and Resources**

In its second year of operation, this department is working to improve communications, processes and project management practices throughout the Public Works departments. The department budget has increased \$1.0 million due to the addition of 5.0 FTE Healthy Community Planning staff and related program dollars.

**Transportation**

With the approval of the Wheelage Tax, \$6.7 million will be used to make system-wide transportation maintenance and improvements. Another \$2.0 million of the revenue will be transferred to the Debt Service Fund. 5.0 FTE's were added to coordinate and manage the additional activities.

<b>Budgeted Positions:</b>	<b>2012 Actual</b>	<b>2013 Budget</b>	<b>2014 Budget</b>
Public Works Administration	11.5	12.5	15.0
Environmental Services	64.0	63.9	66.1
Glen Lake Golf Course			
Housing, Community Works & Transit	65.5	51.5	46.5
Management Support	60.0	57.0	56.0
Property Services	219.5	218.5	237.5
Strategic Planning and Resources		20.0	26.0
Transportation	213.0	212.0	216.5
<b>Total Full Time Equivalent (FTE)</b>	<b>633.5</b>	<b>635.4</b>	<b>663.6</b>

*\*\*FTE totals include employees from Internal Services Funds*

# Hennepin County

**Public Works Administration**  
Public Works

**2014 BUDGET**  
Adopted

**Mission:**

*Public Works creates active and livable communities through economic development, environmental stewardship and advancement of an intermodal transportation network.*

**Department Description:**

Public Works Administration provides leadership and support to the Public Works team and advances public works initiatives within Hennepin County. The business support from Public Works Administration includes payroll and information technology.

Public Works Administration provides executive leadership to the Hennepin County Regional Railroad Authority and the Hennepin County Housing and Redevelopment Authority.

**Budget Summary:**

	2012 Actual	2013 Budget	2014 Budget
Budgeted Property Tax Requirement*	\$1,289,773	\$1,693,756	\$1,829,436
Other Taxes			
Federal	(139,726)		
State			
Local			
Investment Earnings			
Fees for Services			
Fines and Forfeitures			
Licenses and Permits			
Bond Proceeds			
Other Revenue	561,168	625,433	642,510
Total Revenues	<b>\$1,711,215</b>	<b>\$2,319,189</b>	<b>\$2,471,946</b>
Personal Services	\$1,206,348	\$1,331,132	\$1,571,846
Commodities	78,531	123,408	66,588
Services	241,245	804,795	774,625
Capital Outlay			
Other Charges	11,905	59,854	58,887
Total Expenditures	<b>\$1,538,029</b>	<b>\$2,319,189</b>	<b>\$2,471,946</b>

*\*Reflects the adjusted property tax requirement budget, not actual property tax collection.*

Budgeted Positions (Full-time Equivalents)	11.5	12.5	15.0
--	------	------	------

**Division Budgets:**

	2012 Actual	2013 Budget	2014 Budget
Administration	\$681,431	\$1,211,952	\$1,507,948
Management Information Systems	856,598	911,705	963,998
Safety		195,532	
Total Expenditures	<b>\$1,538,029</b>	<b>\$2,319,189</b>	<b>\$2,471,946</b>

**Additional Resources:**

www.hennepin.us

# Hennepin County

**Environmental Services**  
Public Works

**2014 BUDGET**  
Adopted

**Mission:**

*Protecting the environment and conserving resources for future generations.*

**Department Description:**

The department carries out its responsibilities through the three primary divisions : Administration, Environmental Protection, and Solid Waste and Energy. These divisions operate programs to reduce and responsibly manage wastes, protect natural resources and promote environmental stewardship.

Budget Summary:	2012 Actual	2013 Budget	2014 Budget
Budgeted Property Tax Requirement*	\$ -	\$ -	\$ -
Other Taxes	66,212	150,000	100,000
Federal	1,375,207	50,000	245,000
State	3,610,490	3,352,657	3,546,657
Local			
Investment Earnings	656,297	690,000	485,000
Fees for Services	51,224,491	48,094,464	50,702,136
Fines and Forfeitures	27,816	20,000	100,000
Licenses and Permits	889,984	870,000	940,000
Bond Proceeds			
Other Revenue	625,956	2,682,853	3,705,983
Total Revenues	<b>\$58,476,453</b>	<b>\$55,909,974</b>	<b>\$59,824,776</b>
Personal Services	\$6,036,091	\$6,282,016	\$6,586,972
Commodities	224,060	216,335	294,350
Services	37,603,916	39,362,573	42,805,946
Capital Outlay			
Other Charges	10,553,358	10,049,050	10,137,508
Total Expenditures	<b>\$54,417,425</b>	<b>\$55,909,974</b>	<b>\$59,824,776</b>

*\*Reflects the adjusted property tax requirement budget, not actual property tax collection.*

Budgeted Positions (Full-time Equivalents)**	<b>64.0</b>	<b>63.9</b>	<b>66.1</b>
--	-------------	-------------	-------------

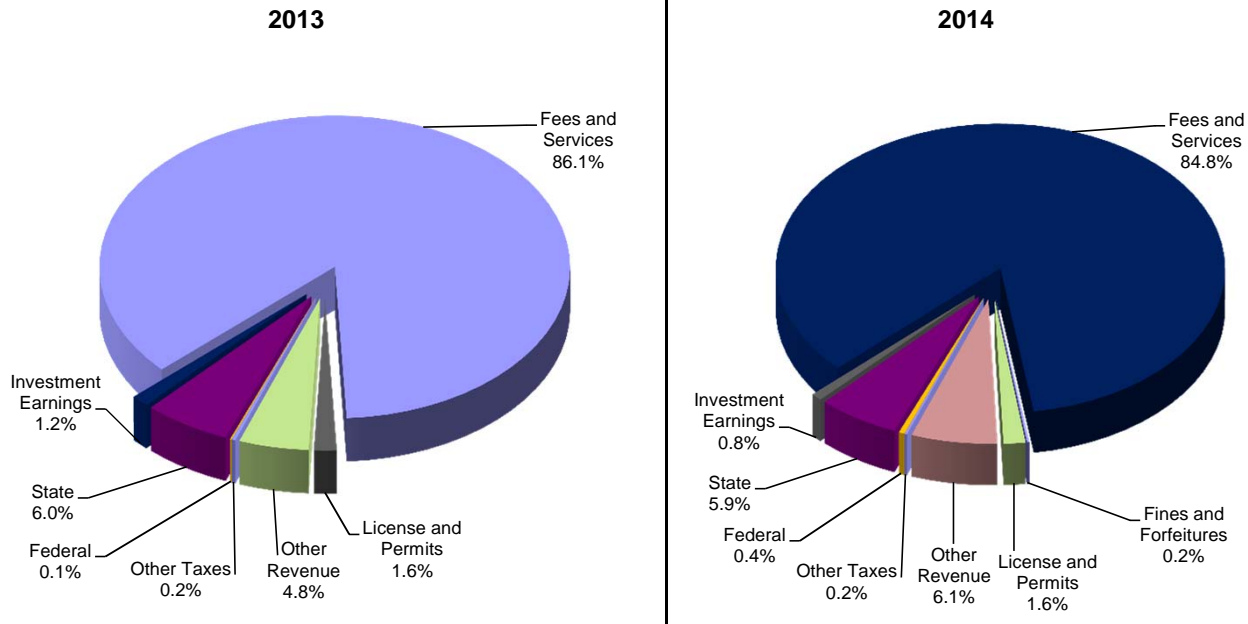
*\*\*Includes HCEC internal services fund FTEs*

# Hennepin County

**Environmental Services**  
**Public Works**

**2014 BUDGET**  
**Adopted**

## Revenue Comparison:



## Significant Budget Changes:

Environmental Services has increased by 2.2 new positions to address increased workloads in sustainable landscaping and hazardous waste licensing.

The department will draw from the Solid Waste Enterprise Fund to cover the difference between expenditures and revenues.

The Environmental Response Fund (ERF) has been segregated from the divisions in order to more easily monitor expenses and revenues throughout the year.

\$500,000 will be drawn from the ERF fund balance in order to fulfill commitments. The mortgage registry and deed tax that funds the ERF expired on January 1, 2013. However, during the 2013 legislative session, the mortgage registry and deed tax was reinstated on July 1, 2013 and the county board approved the reinstatement.

Division Budgets:	2012 Actual	2013 Budget	2014 Budget
Env Svcs Administration and Planning	\$8,643,550	\$10,565,349	\$11,710,904
Environmental Protection	8,059,521	6,940,725	3,810,703
Solid Waste	37,714,354	38,403,900	41,803,169
Enviromental Response Fund			2,500,000
Total Expenditures	\$54,417,425	\$55,909,974	\$59,824,776

## Budget Commentary:

The department does not rely on property tax revenues to fund its operations. Rather, it relies on fees for services, grants and fund balances to pay for operations, services and programs.

Key Results:	2012	2013 Est.	2014 Est.
Energy Produced - MegaWatt Hours of Electricity	197,444	120,000	210,000
Number of Participants using HHW/Problem Material Programs	113,818	115,000	115,000
Percentage of Large Quantity Generator inspections completed	96%	100%	100%
Total tons of MSW delivered for processing	357,124	345,000	365,000

# Hennepin County

**Environmental Services**  
**Public Works**

**2014 BUDGET**  
**Adopted**

**Additional Resources:**

[www.hennepin.us](http://www.hennepin.us)  
[www.rethinkrecycling.com](http://www.rethinkrecycling.com)  
[www.mepc-mn.org](http://www.mepc-mn.org)

# Hennepin County

**Glen Lake Golf Course**  
Public Works

**2014 BUDGET**  
Adopted

**Mission:**

*To operate in a manner that provides the greatest amount of community benefit.*

**Department Description:**

The Glen Lake Golf Course is a Hennepin County owned recreational facility operated by the Three Rivers Park District. The facility provides a nine-hole executive course and driving range. There are golf lessons available and fee discounts are offered to seniors 62 years of age and older and juniors 17 years of age and younger. The facility is self-supporting through fees charged for services provided.

**Budget Summary:**

	2012 Actual	2013 Budget	2014 Budget
Budgeted Property Tax Requirement*	\$ -	\$ -	\$ -
Other Taxes			
Federal			
State			
Local			
Investment Earnings			
Fees for Services			
Fines and Forfeitures			
Licenses and Permits			
Bond Proceeds			
Other Revenue	893,429	1,042,913	1,030,465
Total Revenues	<b>\$893,429</b>	<b>\$1,042,913</b>	<b>\$1,030,465</b>
Personal Services	\$451,745	\$446,366	\$461,480
Commodities	92,529	100,825	100,825
Services	121,650	136,114	135,083
Public Aid			
Capital Outlay			
Other Charges	165,113	359,608	333,077
Total Expenditures	<b>\$831,037</b>	<b>\$1,042,913</b>	<b>\$1,030,465</b>

*\*Reflects the adjusted property tax requirement budget, not actual property tax collection.*

Budgeted Positions (Full-time Equivalents)	0.0	0.0	0.0
--	-----	-----	-----

**Additional Resources:**

<http://www.threeriversparks.org/parks/glen-lake-golf.aspx>

# Hennepin County

**Housing, Community Works & Transit**  
Public Works

**2014 BUDGET**  
Adopted

**Mission:**

*Housing, Community Works and Transit builds and strengthens communities by developing quality, affordable housing and creating healthy built environments.*

**Department Description:**

Communities are at the heart of Hennepin County's Housing, Community Works and Transit Department (HCWT). HCWT's work focuses on investing local, regional, county, state and federal resources in partnership with public and private partners to achieve housing, economic and workforce development and transit improvement goals. It is organized into four divisions:

- Engineering & Transit Planning
- Community and Workforce Development
- Housing Development & Finance
- Sentencing to Service Homes (STS)

HCWT also provides staff for the Housing and Redevelopment Authority and the Regional Railroad Authority.

**Budget Summary:**

	2012 Actual	2013 Budget	2014 Budget
Budgeted Property Tax Requirement*	\$3,049,535	\$2,156,615	\$2,465,936
Other Taxes			
Federal	14,294,325	13,378,366	13,643,986
State	2,180,867	3,154,280	2,454,922
Local	246,108	384,800	184,000
Investment Earnings			
Fees for Services	463,067	1,013,010	1,142,595
Fines and Forfeitures			
Licenses and Permits			
Bond Proceeds			
Other Revenue	2,707,233	2,255,627	2,867,239
Total Revenues	<b>\$22,941,135</b>	<b>\$22,342,698</b>	<b>\$22,758,678</b>
Personal Services	\$6,212,615	\$5,600,767	\$5,937,959
Commodities	260,364	52,270	514,619
Services	13,004,287	14,016,121	13,781,443
Public Aid	2,573,775	2,490,000	2,358,892
Capital Outlay	70	2,000	2,000
Other Charges	123,549	181,540	163,765
Total Expenditures	<b>\$22,174,660</b>	<b>\$22,342,698</b>	<b>\$22,758,678</b>

*\*Reflects the adjusted property tax requirement budget, not actual property tax collection.*

Budgeted Positions (Full-time Equivalents)	<b>65.5</b>	<b>51.5</b>	<b>46.5</b>
--	-------------	-------------	-------------

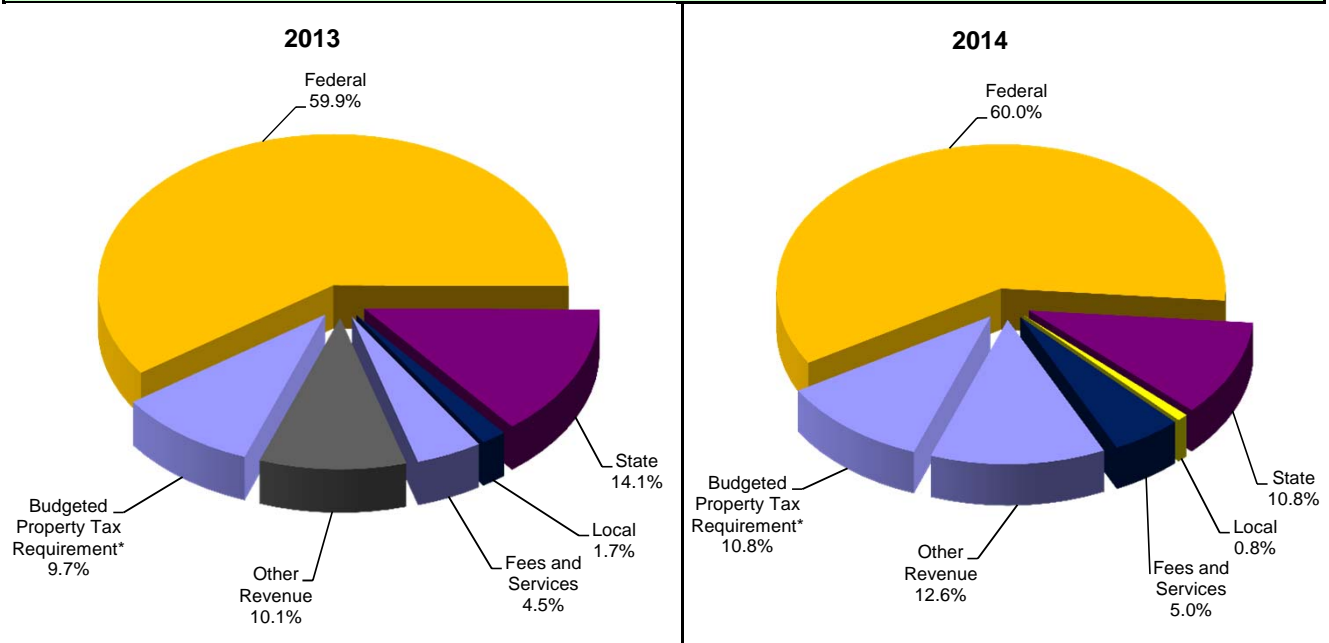


# Hennepin County

**Housing, Community Works & Transit  
Public Works**

**2014 BUDGET  
Adopted**

**Revenue Comparison:**



**Significant Budget Changes:**

The 2014 HCWT Budget reflects the following major budget changes:

- 4.5 Healthy Community Planning FTEs transferred to Public Works Strategic Planning and Resources, 1.0 Grant funded Healthy Community Planning FTE expires and 0.5 FTE transferred from Transportation to cover a 0.5 limited duration FTE;
- A slight increase (2 percent) of federal funds is being projected in both the Housing and Workforce areas from 2013 despite sequestration. In Housing, the increase is likely tied to growing poverty figures (one of the primary entitlement formula components) in the suburbs. Overall, the total revenues for the department are projected to be drawn down less than 1 percent. Staff anticipates future federal programming cuts, assuming sequestration remains intact. Foreclosure recovery revenues decline significantly as the Neighborhood Stabilization Program winds down towards closeout.

<b>Division Budgets:</b>	<b>2012 Actual</b>	<b>2013 Budget</b>	<b>2014 Budget</b>
Administration	\$603,149	\$1,018,113	\$1,004,653
Development			
Community	895,302	1,448,449	1,346,861
Workforce	5,363,475	5,647,364	5,632,195
Housing			
Operations	1,894,411	1,733,942	1,746,963
Grants	10,660,890	9,182,000	9,435,000
Engineering and Transit Planning	1,030,871	1,069,683	1,410,443
Sentencing to Service Homes	1,726,561	2,243,147	2,182,563
<b>Total Expenditures</b>	<b>\$22,174,660</b>	<b>\$22,342,698</b>	<b>\$22,758,678</b>

## Hennepin County

### Housing, Community Works & Transit Public Works

**2014 BUDGET**  
Adopted

#### Budget Commentary:

2013 programs and projects that will be advanced in 2014:

1. Transit Development: Southwest Corridor – Preliminary Engineering (PE), Bottineau Corridor – PE, The Interchange – Operational, Central Corridor - Operational, Northern Lights Express, Red Rock Corridor, Counties Transit Improvement Board Staff Participation
2. Housing Development and Finance: Affordable Rental Housing, Housing Rehabilitation, Affordable Homeownership, Special Needs Housing, Homeless Housing and Services, Foreclosure Prevention and Recovery, Public Services and Neighborhood Revitalization, and Healthy Homes
3. Community Works: Penn Avenue, Bottineau Light Rail Transit (LRT), Southwest LRT, Minnehaha- Hiawatha, Lowry Avenue NE, and Fort Snelling Upper Post
4. Economic Development: Transit Oriented Development, Business Assistance (Economic Gardening, Minnesota Community Capital Fund, Common Bond Fund, "Open to Business" with the Metropolitan Consortium of Community Developers), and Workforce Investment

Key Results:	2012	2013 Est.	2014 Est.
Number of Affordable Housing Units Funded	1,518	1,011	1,014
Number of housing units funded - within a 1/2 mile radius of public transit	842	619	606
ROI for every dollar spent on Adult/Dislocated Worker Programs	13	13	14
Graduation rate for teens participating in the Workforce Youth programs	71%	75%	75%
Southwest / Bottineau / Interchange - Corridor Advancement*	PE/DEIS/Design	PE/DEIS/Build	PE/PE/Operating
Funding leveraged with Federal Housing Programs, AHIF & TOD (in millions)	202.5	102.9	202.5

\*PE - Preliminary Engineering, DEIS - Draft Environmental Impact Statement,

#### Additional Resources:

1. Southwest LRT Community Works - <http://www.southwesttransitway.org>
2. Bottineau LRT Community Works - <http://www.bottineautransitway.org>
3. The Interchange - <http://www.theinterchange.net>
3. Minnehaha – Hiawatha Community Works - <http://minnehaha-hiawatha.com>
4. Penn Avenue Community Works - <http://www.hennepin.us/penn>
5. Lowry Avenue Community Works - <http://www.hennepin.us/lowry>
6. Economic Gardening - <http://www.hennepin.mn.us/economicgardening>
7. Open to Business - <http://www.hennepin.mn.us/opentobusiness>

# Hennepin County

**Management Support**  
**Public Works**

**2014 BUDGET**  
**Adopted**

**Mission:**

*In partnership with the departments served, support the County and Public Works mission and vision:*

- *Maximize the value of services provided.*
- *Develop reporting and analyses to support business line wide decision making.*
- *Improve the efficiency and effectiveness of services provided.*
- *Support the goals of our customers.*
- *Develop staff to meet future mission and vision of the county.*
- *Develop and maintain staff knowledge of customer needs.*
- *Manage department resources responsibly.*

**Department Description:**

Provide accounting and financial services including accounts payable, accounts receivable, general ledger, financial reporting, and cash receipts; provide central warehousing services for Public Works departments. The department also provides centralized fleet management services for all county departments.

<b>Budget Summary:</b>	<b>2012 Actual</b>	<b>2013 Budget</b>	<b>2014 Budget</b>
Budgeted Property Tax Requirement*	\$1,392,124	\$1,234,504	\$1,254,321
Other Taxes			
Federal	157,705	183,060	204,185
State	34,644	33,767	60,637
Local			
Investment Earnings			
Fees for Services	44,413	15,000	15,000
Fines and Forfeitures			
Licenses and Permits			
Bond Proceeds			
Other Revenue	1,397,574	991,186	1,395,002
Total Revenues	<b>\$3,026,460</b>	<b>\$2,457,517</b>	<b>\$2,929,145</b>
Personal Services	\$2,142,056	\$2,254,702	\$2,296,617
Commodities	323,149	10,750	422,000
Services	166,495	173,215	188,128
Capital Outlay	112	1,000	
Other Charges	6,646	17,850	22,400
Total Expenditures	<b>\$2,638,458</b>	<b>\$2,457,517</b>	<b>\$2,929,145</b>

*\*Reflects the adjusted property tax requirement budget, not actual property tax collection.*

Budgeted Positions (Full-time Equivalents)**	<b>60.0</b>	<b>57.0</b>	<b>56.0</b>
--	-------------	-------------	-------------

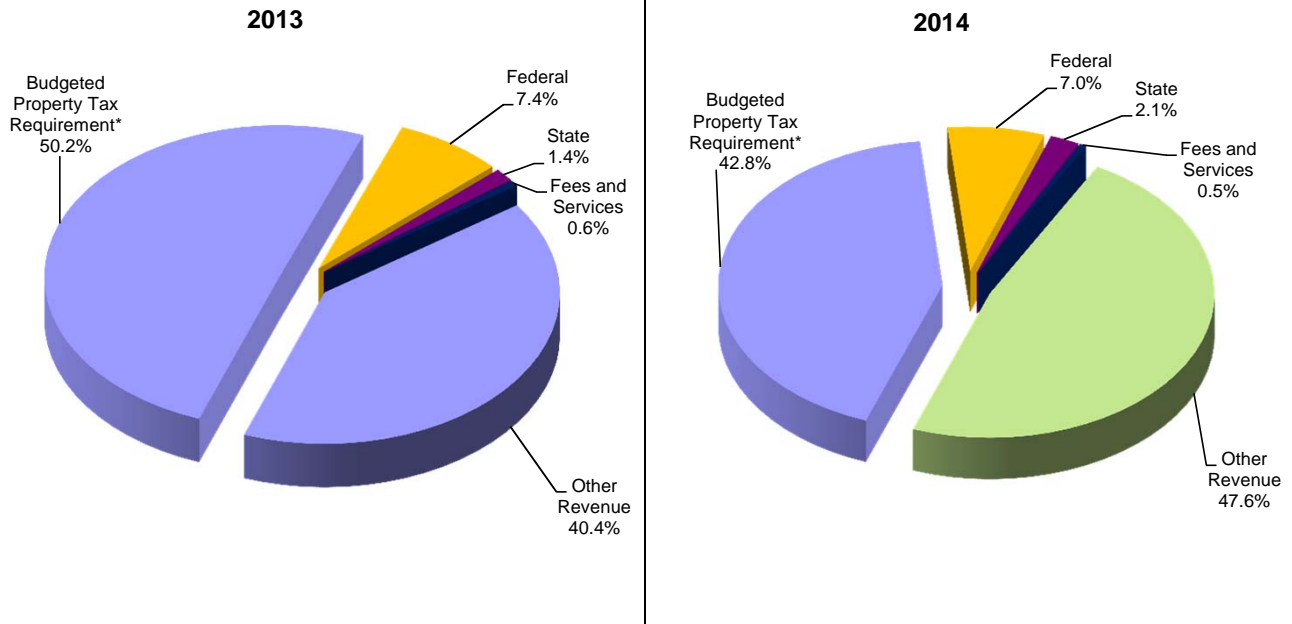
*\*\*Includes CMED internal services fund FTEs*

# Hennepin County

**Management Support**  
Public Works

**2014 BUDGET**  
Adopted

**Revenue Comparison:**



**Significant Budget Changes:**

Revenue increase includes additional federal revenue expected from grant funds. There is also an increase in revenue of \$410,000 from commodity sales in the warehouse. This revenue has not been budgeted in prior years but will be effective in 2014. There is no impact on property taxes.

Expenditure increase is attributed the commodity sales budget of \$410,000. There is no impact on property taxes as there will be offsetting revenue.

FTE count remains the same as 2013 for FMA & Administration. However the total FTE count is reduced by 1.0 to reflect a FTE transferred from Central Mobile Equipment Division to Administration-MIS.

**Division Budgets:**

	2012 Actual	2013 Budget	2014 Budget
FMA & Warehouse	\$2,324,607	\$2,226,629	\$2,696,404
Administration	3,560	230,888	232,741
Total Expenditures	\$2,328,167	\$2,457,517	\$2,929,145

# Hennepin County

**Management Support**  
**Public Works**

**2014 BUDGET**  
**Adopted**

## Budget Commentary:

The Financial Management and Accounting (FMA) Division main priority is to provide financial information and services to management and staff for decision making, and reporting, that is accurate, reliable and timely. The division will ensure that financial systems maintained will employ adequate internal controls and be operated efficiently.

### Strategic Objectives and Innovations

- Effective contract and grant management solutions are being explored. APEX is being developed to be able to better monitor contracts and grants.
- FMA and the warehouse staff continue to transform the warehouse with innovative solutions to be more efficient and cost effective. Some of the solutions include installing vending machines and reorganizing the warehouse.
- Continue to explore the options to moving towards a “just-in-time” inventory stocking method.

### Resources Allocated

- Warehouse staff count continues to go down due to innovations and reduced hours. With many retirements occurring within the last year, this reduction in FTE will be accomplished with attrition.
- FMA has continued to take advantage of various initiatives to give opportunities to staff outside the department by hiring STEP UP interns, mobility workers and emerging leaders.

### Process improvements and New Partnerships

- A major priority for the FMA division and the department continues to be able to fully take advantage of the capabilities of APEX. FMA continues to collaborate with the APEX financial and the Cognos budget teams to produce reports for analysis.
- FMA division is working with Public Works MIS and APEX teams to create an interface with the M5 system to reduce the amount of data entry, and duplicate entry, needed currently to maintain the warehouse inventory system.
- FMA continues to participate in Kaizen events with other department representatives to promote process improvement throughout the County.
- Warehouse drive on truck scale is in the process of being replaced in partnership with Transportation and Property Services departments.

<b>Key Results:</b>	<b>2012</b>	<b>2013 Est.</b>	<b>2014 Est.</b>
Revenue Collected - Days outstanding	24	33	33
Accounts Receivable billings processed	6,010	6,000	6,000

## Additional Resources:

[www.hennepin.us](http://www.hennepin.us)

# Hennepin County

## Property Services

### Public Works

## 2014 BUDGET

### Adopted

#### Mission:

*The Hennepin County Property Services Department provides a full range of facility services for county programs and services. The department:*

- *Identifies capital needs, responds and supports capital projects identified by line departments, develops and manages projects to construct new buildings, modify existing buildings and maintain its infrastructure;*
- *Operates and maintains buildings*
- *Protects employees, clients and property*
- *Addresses workplace safety and environmental need*

#### Department Description:

The Property Services Department is comprised of seven divisions:

- Planning: plans facilities to meet current and future county program needs and coordinates the capital budget process and maintains the countywide space management system.
- Design and Construction: designs new buildings and makes changes to existing buildings to meet program needs.
- Energy and Engineering: provides engineering expertise and addresses energy needs for county buildings.
- Facilities Management: operates and maintains buildings occupied by county staff and serving county clients.
- Security: protects employees and users of county services and facilities and safeguards county property.
- Workplace Safety: provides support and guidance to county departments to ensure the county is providing a safe, healthy, and compliant work environment for their employees.
- Business Services and Management Support: Provides financial, administrative and information technology support.

#### Budget Summary:

	2012 Actual	2013 Budget	2014 Budget
Budgeted Property Tax Requirement*	\$19,445,593	\$20,132,481	\$23,368,946
Other Taxes			
Federal			
State			
Local			
Investment Earnings			
Fees for Services	8,442	5,771	6,705
Fines and Forfeitures			
Licenses and Permits			
Bond Proceeds			
Other Revenue	25,353,811	25,187,648	27,134,702
Total Revenues	<b>\$44,807,846</b>	<b>\$45,325,900</b>	<b>\$50,510,353</b>
Personal Services	\$16,267,479	\$17,618,087	\$20,128,945
Commodities	1,454,638	1,207,316	1,469,808
Services	24,789,587	25,779,653	28,164,719
Capital Outlay	98,255	6,900	
Other Charges	686,408	713,944	746,881
Total Expenditures	<b>\$43,296,367</b>	<b>\$45,325,900</b>	<b>\$50,510,353</b>

*\*Reflects the adjusted property tax requirement budget, not actual property tax collection.*

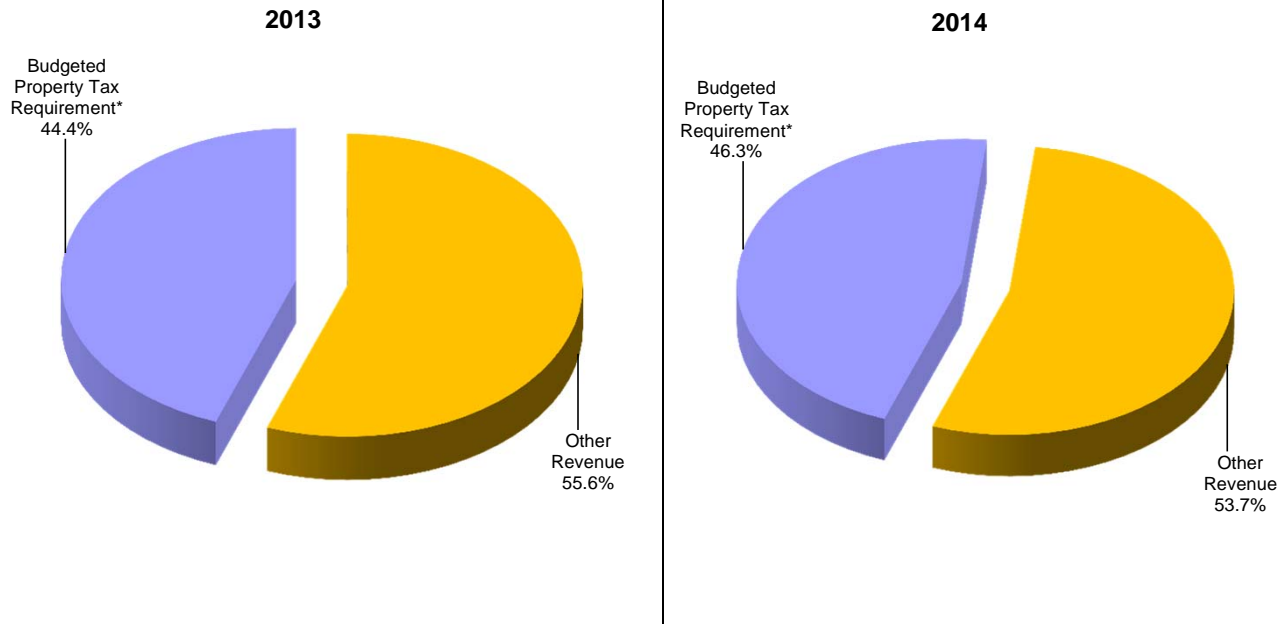
Budgeted Positions (Full-time Equivalents)	219.5	218.5	237.5
--	-------	-------	-------

# Hennepin County

**Property Services**  
**Public Works**

**2014 BUDGET**  
**Adopted**

**Revenue Comparison:**



**Significant Budget Changes:**

In 2013, Property Services managed 5,529,555 square feet of county-owned property (62 buildings) and 66,192 square feet of county-leased facilities (41 buildings). That number has increased to 5,663,999 square feet of county-owned property (79 buildings) and 255,962 square feet of county-leased facilities (42 buildings) due in large part to the inclusion of all correctional facilities under Property Services Facility Management.

New to the County's collection of buildings (not included above) will be the South Minneapolis Satellite at Sabathani (late 2013), South Suburban Hub (January 2014), West Suburban Hub (January 2014), North Minneapolis Hub (June 2014), and Brookdale & Eden Prairie Satellites (Spring 2014) – these facilities are major pieces that will help the Human Services and Public Health Department follow through on its regional service delivery model. In addition, construction on the Sheriff's Emergency Communication Facility at the ACF Campus will be complete in late 2013 or early 2014, and construction on the New Excelsior Library (August 2014) and New Walker Library (April 2014) will be complete and open for service.

In the past few years staff has noted that the overall complexity of work in the early stages of a typical major capital project has grown significantly. As compared to work done in the 1990's and early 2000's today's projects require considerably more complicated analyses, both in programmatic/functional and technical development as well as in the political aspects of planning and project development. Furthermore, many more alternate scenarios and options are being required to be produced prior to final decisions being made by the Board to proceed with schematic design and beyond. In addition, staff and consultants are increasingly involved in comprehensive community engagement, intergovernmental coordination and joint planning and development with non-profit agencies that the County wishes to partner with in order to enhance service delivery to its clients.

<b>Division Budgets:</b>	<b>2012 Actual</b>	<b>2013 Budget</b>	<b>2014 Budget</b>
Admin. & Business Services	\$2,988,247	\$3,401,489	\$4,060,565
Design & Construction	1,972,030	2,068,914	1,542,615
Energy & Engineering			856,867
Planning & Project Development	863,056	903,988	930,823
Workplace Safety & Environmental	755,327	815,946	1,012,778
Security Management	7,731,135	7,602,212	8,203,693
Facilities Management	28,986,572	30,533,351	33,903,012
Total Expenditures	\$43,296,367	\$45,325,900	\$50,510,353

# Hennepin County

## Property Services

### Public Works

**2014 BUDGET**

Adopted

#### Budget Commentary:

A number of challenges and changes in programs will impact the 2014 budget directly related to the addition of significant new facilities noted above. As county facilities age and operating funds are reduced or remain static, the concerns about sustaining proper levels of maintenance increase. Buildings are aging and require more monitoring and maintenance. Monthly building inspections are conducted in addition to full building assessments. These inspections are critical for identifying major maintenance items, planning for operating budgets and capital projects, etc. Property Services has strived to avoid deferred maintenance. However, given the age of our facilities and limited budgets, we are making decisions to defer maintenance in some cases to out years. Furthermore, many repair needs, especially those impacting the internal and external appearances of our facilities continue to be prioritized. The department continue to evaluate current technologies and strive to find ways to enhance what is already in place or find better alternatives.

Significant rate increases for electricity and water/sewer are anticipated in 2014 over 2012 actuals. There will also be a significant increase in chilled water due to the increases in electricity rates, past shortfalls and removal of the Metrodome from the Hennepin County Energy Center system. Natural gas continues to stay low with a small but steady increase. Electricity rates are increasing every year and are expected to continue to increase as improvements to aging infrastructure continues.

In the Security Division, a new security contract will be in place for the first time in five years. Prevailing wage for contract security personnel will be updated as part of that new contract. The division continues to work with Human Services and Public Health Department on providing security to their hub and satellite locations. Security coverage is important to their ability to expand. Security personnel are being redeployed from Century Plaza to the hub locations as the changeover process continues. Over time, the need for additional contract security coverage hours is expected to increase to accommodate these additional facilities.

During the past year, the department has made a number of organizational and process changes that place emphasis on improvements in engineering and energy management, enhance the capital budgeting activities and increasing our capacity to deliver projects more effectively. Several building re-commissioning and building automation system upgrades are scheduled to be completed in or by 2014. In addition, the Property Services Energy Plan will be completed and rolled out in 2014, bringing additional focus on energy conservation in building operations and project implementation.

The day cleaning program has proven successful. This program was expanded by the installation of large roll paper dispensers, installation of hand dryers in public restrooms, and the implementation of single-sort recycling, accompanied by a mini-trash bin program. We continue to use green cleaning products in our facilities. We continue to evaluate current technologies used in Facilities Management (EnergyCap, Building Automation, FM Systems, etc.) and strive to find ways to enhance what is already in place or find better alternatives.

Key Results:	2012	2013 Est.	2014 Est.
Building Operation Cost Per Square Foot	\$5.37	\$5.54	\$5.14
Energy Cost Per Square Foot	\$1.64	\$1.70	\$1.55
Janitorial Cost Per Square Foot	\$1.44	\$1.46	\$1.44
OSHA Incidence Rate (per 100 employees)	2	< 3	< 3
Construction Small Business (SBE) Utilization	28%	25%	25%
Weapons Screened (expanded to include suburban court locations in April 2012)	10,700	10,500	11,000

#### Additional Resources:

[www.hennepin.us](http://www.hennepin.us)



# Hennepin County

## Strategic Planning and Programming Public Works

**2014 BUDGET**  
Adopted

**Mission:**

*Strategic Planning and Resources (SPR) provides expertise and serve as a resource to coordinate and facilitate cross-functional collaboration and communication for the realization of Public Works initiatives and to support county efforts.*

**Department Description:**

This department facilitates enhanced coordination within Public Works by providing technical support to advance knowledge and application of tools, techniques and procedures for seamless delivery of projects and programs.

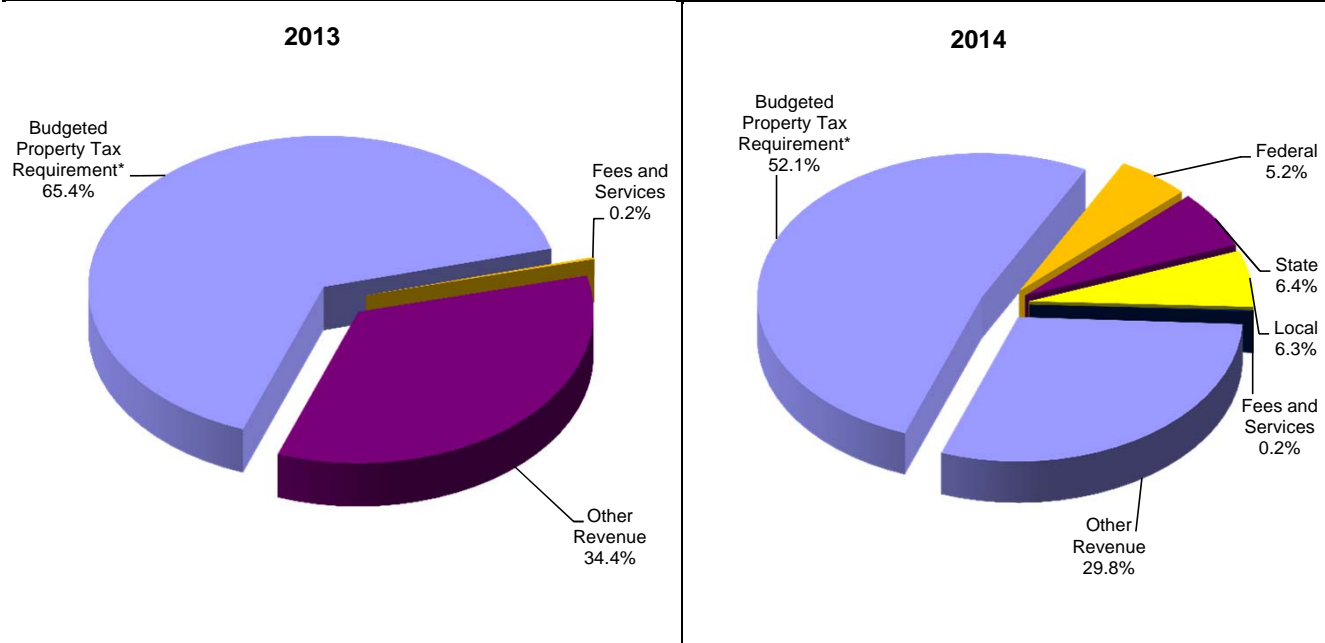
Budget Summary:	2012 Actual	2013 Budget	2014 Budget
Budgeted Property Tax Requirement*	\$0	\$1,373,087	\$1,626,334
Other Taxes			
Federal			163,322
State			199,408
Local			197,450
Investment Earnings			
Fees for Services		5,000	5,000
Fines and Forfeitures			
Licenses and Permits			
Bond Proceeds			
Other Revenue		722,582	929,560
Total Revenues	<b>\$0</b>	<b>\$2,100,669</b>	<b>\$3,121,074</b>
Personal Services	\$0	\$1,925,258	\$2,561,122
Commodities		5,600	8,400
Services		158,911	485,630
Capital Outlay			
Other Charges		10,900	65,922
Total Expenditures	<b>\$0</b>	<b>\$2,100,669</b>	<b>\$3,121,074</b>
<i>*Reflects the adjusted property tax requirement budget, not actual property tax collection.</i>			
Budgeted Positions (Full-time Equivalents)	<b>0.0</b>	<b>20.0</b>	<b>26.0</b>

# Hennepin County

**Strategic Planning and Programming**  
Public Works

**2014 BUDGET**  
Adopted

**Revenue Comparison:**



**Significant Budget Changes:**

The Healthy Community Planning program (5.0 FTEs) moved to SPR from Housing Community Works and Transit, and a new Pedestrian and Bicycle Coordinator was added to the 2014 budget.

<b>Division Budgets:</b>	<b>2012 Actual</b>	<b>2013 Budget</b>	<b>2014 Budget</b>
Real Estate	\$0	\$1,283,095	\$1,390,320
Administration	0	817,574	1,064,535
Healthy Community Planning	0	0	666,219
Total Expenditures	\$0	\$2,100,669	\$3,121,074

**Additional Resources:**

[www.hennepin.us](http://www.hennepin.us)

# Hennepin County

**Transportation  
Public Works**

**2014 BUDGET  
Adopted**

**Mission:**

*To support, sustain and enhance the economic vitality and quality of life within Hennepin County by developing and maintaining a safe, efficient, balanced and environmentally sound county transportation system.*

**Department Description:**

The primary department responsibilities are planning, designing, constructing and maintaining the county highway system. Minnesota statutes require that "county highways shall be established, located, relocated, improved, maintained, revoked, or vacated" and "it shall be the primary duty of the county to maintain and to remove snow from all county-state aid highways." As a result, the department develops a transportation program to meet these statute directives at a level of service commensurate to safety, capacity and highway transportation needs as interpreted by the County Board of Commissioners.

**Budget Summary:**

	2012 Actual	2013 Budget	2014 Budget
Budgeted Property Tax Requirement*	\$17,172,047	\$15,974,329	\$16,334,764
Other Taxes	53,347	65,120	8,751,292
Federal			
State	17,539,330	18,659,717	18,860,544
Local	426,681	452,248	1,177,659
Investment Earnings			
Fees for Services	95,628	113,380	113,380
Fines and Forfeitures			
Licenses and Permits	271,877	308,765	308,765
Bond Proceeds			
Other Revenue	5,106	53,300	(1,946,700)
Total Revenues	<b>\$35,564,016</b>	<b>\$35,626,859</b>	<b>\$43,599,704</b>
Personal Services	\$18,566,306	\$19,181,987	\$20,212,519
Commodities	6,178,669	6,150,629	6,251,880
Services	10,296,525	9,958,119	16,626,429
Capital Outlay	144,374	175,783	349,928
Other Charges	115,077	160,341	158,948
Total Expenditures	<b>\$35,300,951</b>	<b>\$35,626,859</b>	<b>\$43,599,704</b>

*\*Reflects the adjusted property tax requirement budget, not actual property tax collection.*

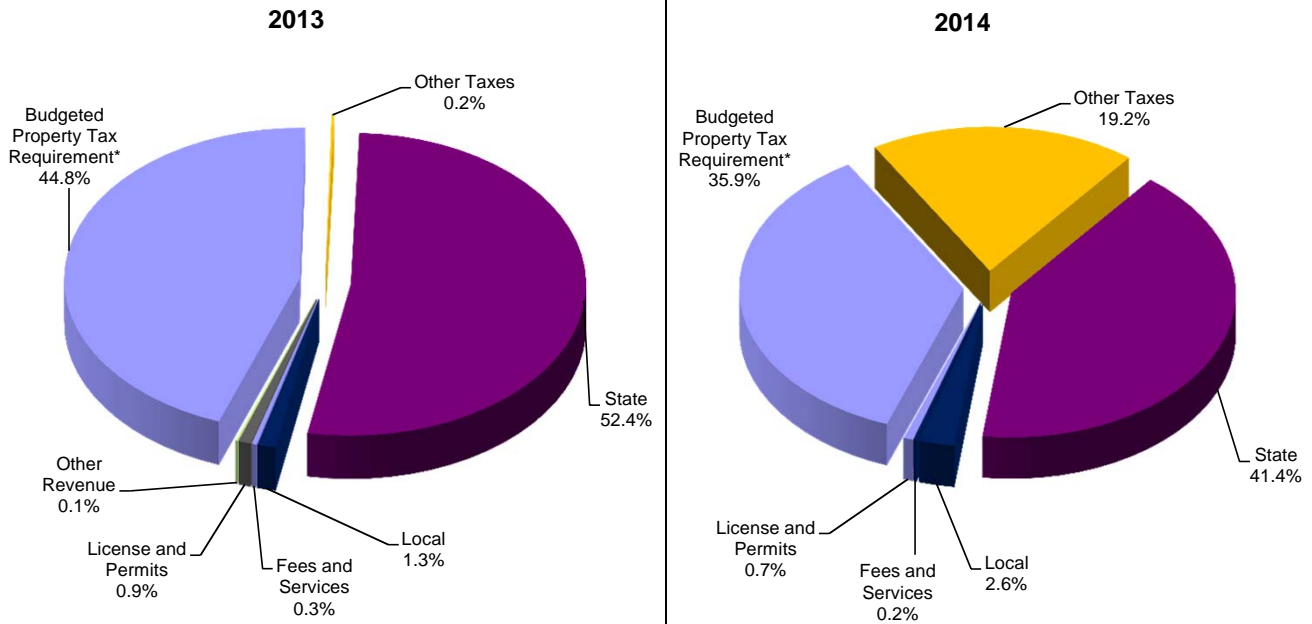
Budgeted Positions (Full-time Equivalents)	213.0	212.0	216.5
--	-------	-------	-------

# Hennepin County

**Transportation  
Public Works**

**2014 BUDGET  
Adopted**

## Revenue Comparison:



## Significant Budget Changes:

The Transportation Department's 2014 Operating Budget is \$43.6 million or \$8.0 million (22.4 percent) more than the department's 2013 operating budget. The increase reflects the County Board adopting a \$10 wheelage tax with an estimated revenue of \$8.7 million, of which \$2.0 million will be used for the reduction of debt service for previously issued highway-related debt. In addition, the increase reflects a policy that State Aid construction funds will be diverted to the Operating Budget to finance a significant portion of the cost of bituminous pavement overlays (\$3.6 million of the anticipated \$6.1 million cost).

The department's 2013 Operating Budget includes was provided \$16.3 million of Property Tax revenue. Changes from 2013 include a reduction of \$246,000 to reflect sales tax savings associated with commodity purchases, a reduction of \$50,000 to support the Strategic Planning and Resources Department, offset by an increase of \$171,000 to address general salary adjustments and merit pay increases.

Division Budgets:	2012 Actual	2013 Budget	2014 Budget
Administration	\$510,256	\$545,904	\$569,204
Design	2,999,002	3,581,888	3,601,888
Transportation Planning	1,314,925	1,373,517	1,523,735
Construction	4,367,944	4,531,142	4,681,142
Road & Bridge Operations	26,108,824	25,594,408	26,523,735
Wheelage Tax Operations			6,700,000
Total Expenditures	\$35,300,951	\$35,626,859	\$43,599,704

# Hennepin County

**Transportation  
Public Works**

**2014 BUDGET  
Adopted**

## **Budget Commentary:**

The department's primary responsibilities are to maintain and improve the county highway system. The following is a Transportation System overview:

System objectives: preservation, safety, reconstruction/expansion and implementation of mobility options.

System components: roads, 2,182 lane miles; bikeways, 559 miles; sidewalks, 385 miles; bridges, 147; traffic signals, 784.

The department's anticipated 2013 accomplishments include: complete 138 lane miles of bituminous overlays (88 by county staff and 50 contractors forces), complete 3 miles of trails and bikeways, close 4 bicycle gaps as identified in the Hennepin Bicycle Gap Study, restripe a number of county highways to include shoulder and/or bicycle lanes and complete \$40.3 million in construction projects.

<b>Key Results:</b>	<b>2012</b>	<b>2013 Est.</b>	<b>2014 Est.</b>
Percent of bridges with sufficiency rating < 50	7.8%	7.8%	7.8%
System annual crash rate (for the years 2010, 2011, 2012)	3.07	3.04	3.00
Present serviceability rating (portion rated good or better)	60.5%	58.9%	59.1%
Engineering costs as a percent of actual capital project costs.	21.7%	18.0%	18.0%
Capital Improvement Program Construction Expenditures (million)	\$40.3	\$14.0	\$43.5
Percent of employees attaining the 24 hour training goal	79%	90%	100%

## **Additional Resources:**

[www.hennepin.us](http://www.hennepin.us)

# Hennepin County

2014 BUDGET

Adopted

## Major Program: Public Safety

County Attorney's Office  
Court Functions  
Public Defender's Office  
Sheriff's Office  
Dept. of Community Corrections and Rehabilitation  
Sheriff's Radio Communications



County Attorney Michael O. Freeman



Sheriff Richard W. Stanek

## Program Description:

The Public Safety program includes the county's activities in law enforcement, criminal prosecution, legal counsel for the indigent, and correctional programs. The county departments contributing to this major program are the County Attorney's Office, Court Functions, Public Defender's Office, Sheriff's Office, Department of Community Corrections and Rehabilitation, and Sheriff's Radio Communications.

## Program Budget Highlights:

The 2014 Public Safety program accounts for 43.5 percent of the expenditures in the County Revenue Fund (also referred to as the General Fund), and 100 percent of the Sheriff's Radio Communications Fund. The program will operate with 2,141.9 authorized full-time equivalents (FTEs) which is an increase of 6.0 FTEs over the 2013 adjusted budget.

The 2014 operating expenditures for the Public Safety program have increased by 3.1 percent (\$8.0 million) over the 2013 adjusted budget for a total appropriation of \$263.4 million. The expenditures will be offset by \$57.0 million in expected non-property tax revenues and \$206.4 million in property tax.

Overall, the main contributors to the increase in 2014 can be found in the following categories: Personal Services for \$5,751,940 million and Services for \$2,651,377, with an offset in Commodities of \$345,100.

The increase in Personal Services expenditures stems from a cost of living adjustment (COLA), merit increases, and the associated payroll taxes and benefits.

The expansion of the Service category expense pertains to a county-wide increase in the information technology (IT) infrastructure and employee equipment provision rates for \$2.2 million. Additional increase of \$433,700 occurred in the Public Defender's Office for contracted attorneys to maintain the current level of service as the attrition of Hennepin County FTEs continues.

Although the 2014 Public Safety FTEs reflect a slight increase, some of the larger changes occurred in the Department of Community Corrections and Rehabilitation with an increase of 10 FTEs while the Public Defender's Office reduced their number of Hennepin County FTEs by five.

# Hennepin County

## 2014 BUDGET

Adopted

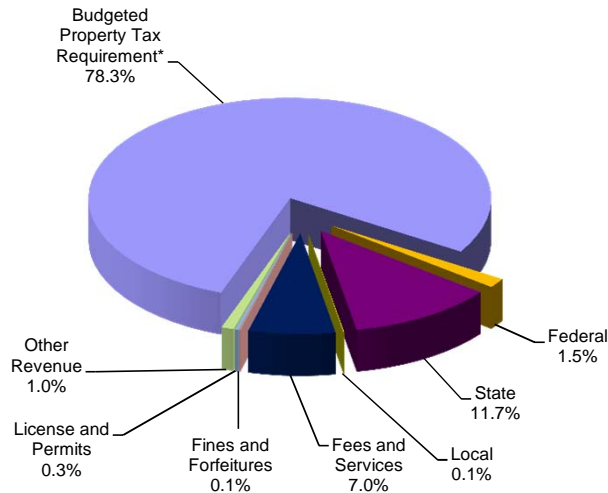
Revenue and Expenditure Information:	2012 Actual	2013 Budget	2014 Budget
Budgeted Property Tax Requirement*	\$195,739,344	\$199,060,701	\$206,402,196
Other Taxes			
Federal	6,157,176	4,023,637	4,023,690
State	28,803,819	30,532,431	30,852,453
Local	51,400	101,400	149,000
Investment Earnings			
Fees and Services	17,110,713	18,847,942	18,324,392
Fines and Forfeitures	215,653	250,000	250,000
License and Permits	537,615	335,000	800,000
Bond Proceeds			
Other Revenue	2,571,220	2,260,184	2,637,828
<b>Total Revenues</b>	<b>\$251,186,939</b>	<b>\$255,411,295</b>	<b>\$263,439,559</b>
Personal Services	\$195,573,222	\$199,586,006	\$205,337,946
Commodities	8,521,126	8,748,766	8,403,658
Services	40,621,595	43,674,350	46,325,727
Capital Outlay	778,388	517,500	563,500
Other Charges	2,355,654	2,884,673	2,808,728
<b>Total Expenditures</b>	<b>\$247,849,985</b>	<b>\$255,411,295</b>	<b>\$263,439,559</b>

\*Reflects the adjusted property tax requirement budget, not actual property tax collections.

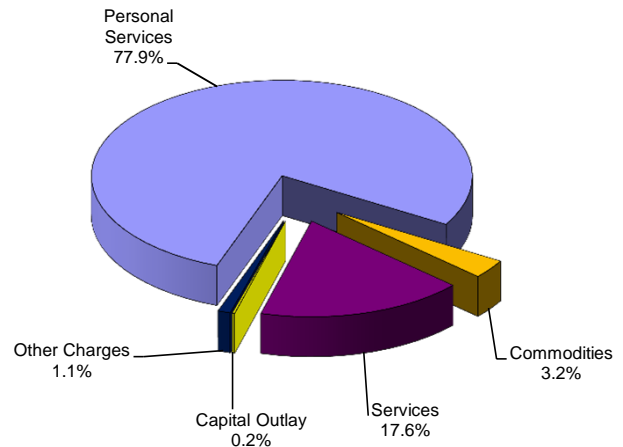
<b>Budgeted Positions (Full-time Equivalents)</b>	<b>2,146.6</b>	<b>2,135.9</b>	<b>2,141.9</b>
---	----------------	----------------	----------------

### Revenue and Expenditure Comparison:

**2014 Revenue**



**2014 Expenditures**



#### Revenue Highlights:

##### Property Tax Revenues

In 2014, property tax comprises 78.3 percent or \$206.4 million of the Public Safety program's total expected revenues of \$263.4 million. The majority of the property tax will fund the Sheriff's Office at \$79.0 million, Department of Community Corrections and Rehabilitation at \$77.3 million, County Attorney's Office at \$40.3 million, Public Defender at \$7.6 million, and Court Functions at \$2.2 million.

##### Non-Property Tax Revenues

The departments in the Public Safety program will rely on \$57.0 million in expected non-property tax revenues for 2014. The main sources are the State of Minnesota with \$30.9 million, Fees and Services revenue at \$18.3 million, and Federal revenue at \$4.0 million.

##### Federal Revenue

The federal monies fund activities in child support, child protection, welfare fraud, Homeland Security, DNA testing, crime lab, State Criminal Alien Assistance Program, Minneapolis Anti-Violence Initiative, DWI countermeasures, and reimbursement for breakfast and lunch programs at the Juvenile Detention Center and County Home School.

When compared to the 2013 adjusted budget, federal revenue has remained flat at \$4.0 million, however support for specific programs have changed. The Sheriff's Office saw the elimination of the one-time 2003 Prison Rape Elimination Act (PREA), the sunsetting of the Urban Area Security Initiative (USAI), and Minnesota Joint Analysis Center (MN-JAC) grants. These reductions of federal revenue have been offset by an increase in the Department of Community Corrections and Rehabilitation for the assessment and stabilization services for clients in Mental Health Court and the Ignition/ Interlock DWI counter measures.

##### State Revenue

Revenue from the State of Minnesota is the largest source of non-property tax income for the Public Safety program and is reflective of 11.7 percent of total revenue. The majority of state revenue will be realized in the following departments:

Department of Community Corrections and Rehabilitation accounting for \$18.6 million for activities related to Community Corrections Act (CCA), Probation Officers Caseload Reduction, Intensive Supervised Release (ISR), and Department of Corrections Sex Offender Supervision; the Public Defender's Office with \$8.4 million as a subsidy for the costs associated to the remaining Hennepin County employees; and the Sheriff's Office at \$3.6 million for Police State Aid (PERA-Police and Fire), 911 Enhancement fee, and Violent Offender Task Force (VOTF) activities.

When compared to the 2013 adjusted budget, revenue from the State of Minnesota has increased by \$320,000 to \$30.9 million mainly due to the increase in Police State Aid (PERA-Police and Fire) for \$275,000.

##### Fees and Services Revenue

As the second largest source of non-property tax revenue, or 7.0 percent of total revenue, is obtained as a result of charges to other jurisdictions or clients for processing, boarding, monitoring pre- and post-adjudication of clients, civil fees, court fees, and lease revenue for radios and mobile data computers.

The anticipated 2014 Fee and Service revenue will decrease by \$523,600 to \$18.3 million over the 2013 adjusted budget. The Department of Community Corrections and Rehabilitation drove the decrease due to the implementation of an alternate food service program at the correctional facilities.

##### License and Permits

Recent policy discussions on both the state and federal level have increased attention on gun ownership issues. These discussions have been a contributing factor to the year over year growth in the number of applications for a permit to carry. In 2014, the Sheriff's Office has realigned gun permit revenue to historical receipts to reflect and increase of \$465,000 over the 2013 adjusted budget of \$335,000.

##### Other Revenue

In 2014, Other Revenue has been budgeted at \$2.6 million and accounts for 1.0 percent of total revenues. The majority of this revenue falls in the Sheriff's Office for reimbursement for personnel services for the Sheriff's Radio Communications (Fund 38), detective work for other Hennepin County departments, court security, and jail commissary sales. Other contributors are revenues derived from Department of Community Corrections and Rehabilitation for the Productive Day program and commissary sales at the Adult Correctional Facility.



# Hennepin County

## 2014 BUDGET

Adopted

Department Expenditure Summary:	2012 Actual	2013 Budget	2014 Budget
County Attorney's Office	\$43,070,312	\$43,568,611	\$45,107,676
Court Functions	1,754,158	2,192,000	2,192,000
Public Defender's Office	14,843,376	15,652,512	15,929,587
Sheriff's Office	85,977,172	86,994,641	91,899,764
Dept. of Community Corrections and Rehabilitation	100,041,388	103,846,215	105,643,305
Sheriff's Radio Communications	2,163,579	3,157,316	2,667,227
Total Expenditures	<b>\$247,849,985</b>	<b>\$255,411,295</b>	<b>\$263,439,559</b>

<b>Program Highlights by Department:</b>
--

### County Attorney's Office

In 2013, the Hennepin County Attorney's Office continued to manage ongoing budget challenges by pursuing innovative cost saving measures, growing community partnerships, and seeking outside funding sources for critical work in the office.

While the Attorney's Office continues to work hard to hold the line on property tax, the approved 2014 operating budget has increased 3.5 percent while property tax reflects an increase of 3.7 percent. The majority of the increase stems from a cost of living adjustment (COLA), merit increases with the associated payroll taxes and benefits; county-wide increase in Information Technology (IT) rates; realignment of revenue to actuals for activities associated to work for the Enterprise Funds; contracts, and the transfer of the Criminal Justice Coordinating Committee (CJCC) activities from County Administration.

### Court Functions

When the State of Minnesota took over District Court on July 1, 2003, Hennepin County was to provide administrative oversight and funding for certain functions that were to remain with the county. Some of these duties are: representation in Mental Health Court and temporary hospital confinement, Family Court, Probate Court, along with Housing and Criminal Court representation.

The 2014 budgeted expenditure authority is funded 100 percent by property taxes and will remain flat with the 2013 adjusted budget of \$2.2 million.

### Public Defender's Office

In 2014, the Public Defender's Office has an appropriation of \$15.9 million, offset by expected non-property tax revenues of \$8.4 million and property tax of \$7.5 million. The Public Defender's Office was also approved to operate with 77.9 FTEs. When compared to the 2013 adjusted budget of \$15.7 million, the authorized operating budget will increase by \$277,000 with a correlated increase of the same amount in property tax utilization. The number of authorized FTEs for 2014 are also down by 5.0 FTEs from the 2013 adjusted budget for an authorized count of 77.9 FTEs. The majority of the increase stems from a COLA, merit increases with the associated payroll taxes and benefits; a county-wide increase in IT infrastructure rates; and attorney contracts to maintain current service levels as the number of Hennepin County FTEs decline.

Some of the accomplishments/efficiencies are technological advancement with case discovery information and going live with District Court calendaring; working with other MN Judicial Districts in Multi-Defendant prosecution, and the utilization of volunteers from private firms.

### Sheriff's Office

In 2014, the Sheriff's Office will have an appropriation of \$91.9 million which will be offset by expected non-property tax revenues of \$12.9 million and property tax of \$79.0 million. When compared to the 2013 adjusted budget of \$87.0 million, the operating budget has increased by \$4.9 million; property tax revenues have increased by \$3.7 million; and non-property tax revenues have increased by \$1.2 million. In 2014, the Sheriff's Office was approved to operate with 808.0 FTEs. In 2014 the vacancy factor has been lowered to provide an additional funding for 4.5 FTEs over the 2013 adjusted budget of 743.9 FTEs for a new total of 748.4 funded FTEs.

Of the \$4.9 million operation increase, \$3.2 million occurs in Personal Services due to an increase associated to a COLA, a merit and the associated payroll taxes and benefits; funding of staff for the new Hennepin County Sheriff's Office Emergency Communications Facility in Plymouth and gun permits. Another \$1.1 million occurs in Service for a county-wide increase in IT infrastructure and employee equipment rates along with the replacement of vehicles and computers.

# Hennepin County

**2014 BUDGET**

**Adopted**

**Program Highlights by Department Continued:**

**Department of Community Corrections and Rehabilitation**

The Department of Community Corrections and Rehabilitation (DOCCR) is continuing its multi-year transformation to become a results-oriented and data driven organization that makes best use of limited taxpayer resources. Consistent with previous budgets, the 2014 budget allocates resources to support core efforts like correctional evidence-based practices to reduce future criminal behavior; Juvenile Detention Alternative Initiatives to develop youth into healthy and productive adults; and Transition from Jail to Community which assists released inmates to successfully re-enter the community.

In 2014, DOCCR will have an appropriation of \$105.6 million, offset by expected non-property tax revenues of \$28.3 million and property tax of \$77.3 million. When compared to the 2013 adjusted budget of \$103.8 million, the operating budget has increased by \$1.8 million; property tax revenues have increased by \$2.0 million; and non-property tax revenues have decreased by \$180,400. DOCCR was approved to operate with 909.0 FTEs, which is 10.0 FTEs more than in the 2013 adjusted budget.

The majority of the increase occurs in Personal Services due to an increase associated to the funding of 10.0 new FTEs; a staff COLA, merit and the associated payroll taxes and benefits; and additional grants. Other contributors are the county-wide increase in IT infrastructure and employee equipment rates along with additional computers for educational programs at the correctional facilities.

These increases will be offset with the transfer of facility maintenance to Property Services along with additional equipment at the Adult Correctional Facility.

<b>Budgeted Positions:</b>	<b>2012 Actual</b>	<b>2013 Budget</b>	<b>2014 Budget</b>
County Attorney's Office	349.5	346.0	347.0
Court Functions	0.0	0.0	0.0
Public Defender	89.1	82.9	77.9
Sheriff's Office	808.0	808.0	808.0
Dept. of Community Corrections and Rehabilitation	900.0	899.0	909.0
Sheriff's Radio Communications	0.0	0.0	0.0
Total Full Time Equivalent (FTE)	<b>2,146.6</b>	<b>2,135.9</b>	<b>2,141.9</b>

# Hennepin County

**County Attorney's Office**  
Public Safety

**2014 BUDGET**  
Adopted

**Mission:**

*We serve justice and public safety through our commitment to ethical prosecution, crime prevention and innovative and reasoned client representation.*

**Department Description:**

The Hennepin County Attorney's Office (HCAO) is organized by Criminal and Civil Divisions.

The Criminal Divisions represent the State of Minnesota, prosecuting adults charged with felonies, and all crimes committed by juveniles. The Criminal Divisions include Adult Prosecution, Juvenile Prosecution, the Gang Unit, Community Prosecution, Special Litigation and the Victim Witness Program, which includes the Domestic Abuse Service Center.

The Civil Division provides legal representation to all county departments, including Hennepin Healthcare Systems. The other Civil Divisions include Child Protection, Child Support Enforcement and Mental Health. The Administration Division provides executive direction and coordination for policy and office-wide functions.

<b>Budget Summary:</b>	<b>2012 Actual</b>	<b>2013 Budget</b>	<b>2014 Budget</b>
Budgeted Property Tax Requirement*	\$38,017,439	\$38,874,976	\$40,304,765
Other Taxes			
Federal	3,273,669	2,731,680	2,750,864
State	246,430	263,255	235,747
Local	50,000	50,000	67,600
Investment Earnings			
Fees for Services	1,512,103	1,419,700	1,519,700
Fines and Forfeitures		175,000	175,000
Licenses and Permits			
Bond Proceeds			
Other Revenue	491,326	54,000	54,000
Total Revenues	<b>\$43,590,967</b>	<b>\$43,568,611</b>	<b>\$45,107,676</b>
Personal Services	\$36,282,375	\$36,985,426	\$38,019,027
Commodities	398,550	237,400	246,250
Services	6,190,965	6,204,656	6,699,270
Public Aid			
Capital Outlay	14,157		
Other Charges	184,265	141,129	143,129
Total Expenditures	<b>\$43,070,312</b>	<b>\$43,568,611</b>	<b>\$45,107,676</b>

*\*Reflects the adjusted property tax requirement budget, not actual property tax collection.*

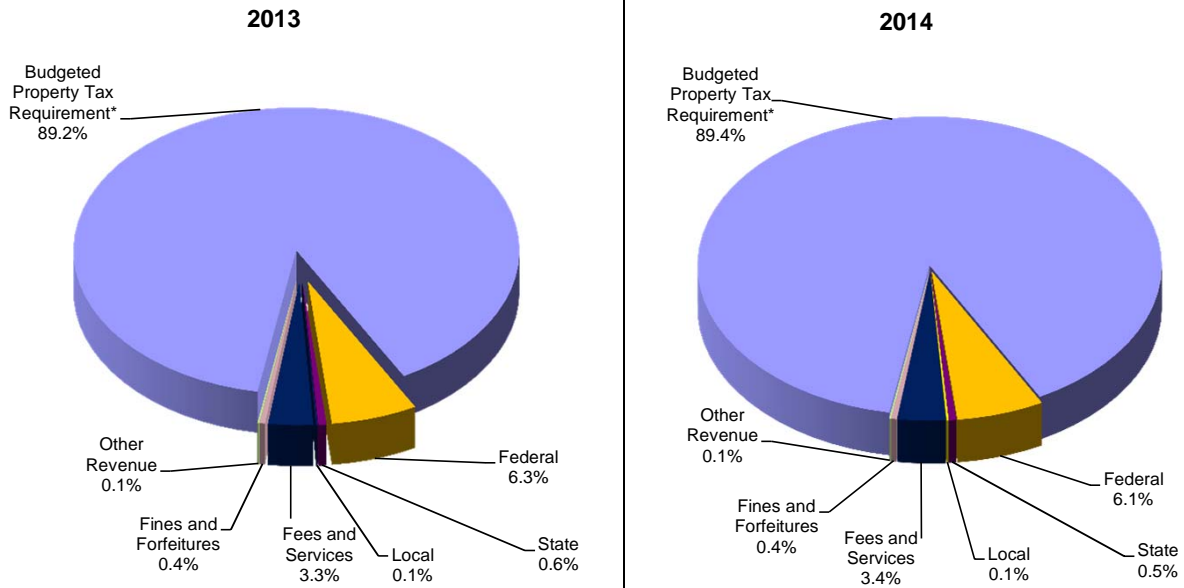
Budgeted Positions (Full-time Equivalents)	<b>349.5</b>	<b>346.0</b>	<b>347.0</b>
--	--------------	--------------	--------------

# Hennepin County

**County Attorney's Office**  
**Public Safety**

**2014 BUDGET**  
**Adopted**

**Revenue Comparison:**



**Significant Budget Changes:**

In 2014, Hennepin County Attorney's Office (HCAO) will have an appropriation of \$45.1 million which will be funded by expected property tax revenue of \$40.3 million and non-property tax revenue of \$4.8 million. When compared to the 2013 adjusted budget, the operating budget has increased by 3.5 percent or \$1.5 million; as property tax revenues have increased by 3.7 percent or \$1.4 million; with non-property tax revenues showing a slight increase of \$109,300.

The Hennepin County Attorney's Office (HCAO) continues to manage ongoing budget challenges by pursuing innovative cost saving measures, growing community partnerships and seeking outside funding for critical work in the office. While the HCAO works hard to hold the line on property tax, the approved 2014 operating budget and property tax reflect an increase due to the cost of living adjustment (COLA), merit increases with the associated taxes and benefits; county-wide Information Technology rate increases; realignment of Enterprise Fund revenue to actual activities, contracts, and the transfer of the Criminal Justice Coordinating Committee (CJCC) activities from County Administration.

Division Budgets:	2012 Actual	2013 Budget	2014 Budget
Criminal	\$23,361,296	\$23,724,673	\$24,303,473
Civil Counsel and Administration	19,709,016	19,843,938	20,804,203
Total Expenditures	\$43,070,312	\$43,568,611	\$45,107,676

**Budget Commentary:**

While case loads increased in nearly all HCAO divisions, a cooperative relationship spurred a decline in the Juvenile Division. Working with police departments and school districts throughout the county, more students were diverted from the criminal justice system for low-level incidents and into alternative programs. The result was that juvenile referrals to the county attorney's office dropped by 1,000 between 2012 and 2013.

In 2013, the HCAO focused on reducing gun violence. The HCAO partnered with the Minneapolis Police Department, to develop the Gun Surrender Program to improve enforcement of Minnesota laws requiring defendants in many domestic violence and stalking cases to surrender their firearms. HCAO prosecutors also trained Minneapolis 911 dispatchers on new ways to ask questions about guns kept in the house to assist law enforcement and provide critical information for prosecution of domestic violence cases. In partnership with the Hennepin County Sheriff's Office, the HCAO obtained 200 gun locks and distributed them, along with gun safety information at National Night Out events.

The HCAO researched questions surrounding the new Gay Marriage Law and successfully determined same sex couples could apply for marriage licenses before the law's effective date of August 1, 2013. Most other counties in the state followed that interpretation, allowing many same sex couples to be married on August 1st.

# Hennepin County

County Attorney's Office  
Public Safety

2014 BUDGET  
Adopted

## Key Results:

Obtained a guilty verdict in the brutal slaying of a Brooklyn Park in-home daycare and her elderly parents after a complex and lengthy investigation involving multiple police agencies, the FBI and the St. Louis, Missouri Police Department.

Increased protection for vulnerable adults through community-based prevention seminars and assignment of specialized prosecutors and investigators to pursue criminal charges in cases of physical or financial exploitation.

Defended Metropolitan Health Plan against a \$1.2 million lawsuit brought by Best Care Home Health Service Incorporated. In the end, the judge ordered Best Care to pay Hennepin County \$690,000 instead.

Convicted 10 people in a conspiracy to bribe and intimidate witnesses in a murder case to change their testimony so the defendant could get a new trial.

## Additional Resources:

Hennepin County Attorney's Office  
C-2000 Government Center  
300 South Sixth Street  
Minneapolis, MN 55487  
Phone: (612) 348-5550  
Email: [citizeninfo@co.hennepin.mn.us](mailto:citizeninfo@co.hennepin.mn.us)  
Website: [www.hennepinattorney.org](http://www.hennepinattorney.org)

# Hennepin County

**Court Functions**  
**Public Safety**

**2014 BUDGET**  
**Adopted**

**Mission:**

*Provide administrative oversight and funding for certain District Court functions that remain with the county following the state takeover of the District Court on July 1, 2003.*

**Department Description:**

The state takeover of the Fourth Judicial District occurred on July 1, 2003. In accordance with MN Statute 273.1398 Subd. 4b(b), certain functions that were overseen by the District Court remain with the county following the takeover. Court Functions include the following contract services: Mental Health Court representation and temporary hospital confinement, Family Court representation, Probate Court representation, along with Housing and Criminal Court representation.

**Budget Summary:**

	2012 Actual	2013 Budget	2014 Budget
Budgeted Property Tax Requirement*	\$2,237,000	\$2,192,000	\$2,192,000
Other Taxes			
Federal			
State			
Local			
Investment Earnings			
Fees for Services			
Fines and Forfeitures			
Licenses and Permits			
Bond Proceeds			
Other Revenue			
<b>Total Revenues</b>	<b>\$2,237,000</b>	<b>\$2,192,000</b>	<b>\$2,192,000</b>
Personal Services	\$0	\$0	\$0
Commodities			
Services	1,754,158	2,192,000	2,192,000
Capital Outlay			
Other Charges			
<b>Total Expenditures</b>	<b>\$1,754,158</b>	<b>\$2,192,000</b>	<b>\$2,192,000</b>

*\*Reflects the adjusted property tax requirement budget, not actual property tax collection.*

Budgeted Positions (Full-time Equivalents)	0.0	0.0	0.0
--	-----	-----	-----

**Budget Commentary:**

The 2014 Court Functions operating budget will remain flat when compared to the 2013 adjusted budget. The majority of the 2014 expense is allocated for legal representation for the indigent in Hennepin County Mental Health Court.

The 2014 budget is comprised of:

- \$1,155,000 for Mental Health Court legal representation
- \$145,000 for the Temporary hospital confinement of Mental Health Court clients
- \$337,000 for Family Court, appointed legal representation of indigent in parenting matters
- \$425,000 for Probate Court, appointed legal representation of minor children, incapacitated or incompetent indigent adults
- \$60,000 for Housing Court, appointed legal representation for legal advice to low-income tenants and landlords
- \$70,000 for legal assistance for indigent clients in criminal cases

# Hennepin County

**Public Defender's Office**  
Public Safety

**2014 BUDGET**  
Adopted

**Mission:**

*To provide the highest quality representation to indigent clients in the protection of their legal rights, thereby safeguarding those rights for each member of the community.*

**Department Description:**

According to Gideon v. Wainwright (decided 50 years ago), the United States Supreme Court held an indigent defendant is entitled to assistance of counsel in a criminal trial. In subsequent cases, the Supreme Court has further established right to counsel in any case where the accused may be imprisoned if found guilty. Juveniles also are entitled to the same legal rights as adults. Over the course of the last three years the Supreme Court has also ruled that immigration consequences are no longer considered 'collateral' (Padilla v. Kentucky) and that the accused is entitled to effective assistance of counsel during plea negotiations. The Public Defender's Office is entrusted with these responsibilities for the majority of criminal cases prosecuted in Hennepin county. The Office of the Public Defender also represents children in juvenile delinquency petitions as well as children and parents in child protection and termination of parental right matters.

**Budget Summary:**

	2012 Actual	2013 Budget	2014 Budget
Budgeted Property Tax Requirement*	\$6,972,497	\$7,285,581	\$7,562,656
Other Taxes			
Federal			
State	7,331,985	8,366,931	8,366,931
Local			
Investment Earnings			
Fees for Services			
Fines and Forfeitures			
Licenses and Permits			
Bond Proceeds			
Other Revenue			
Total Revenues	<b>\$14,304,482</b>	<b>\$15,652,512</b>	<b>\$15,929,587</b>
Personal Services	\$11,291,480	\$11,532,974	\$11,083,618
Commodities	229,999	411,215	404,550
Services	3,263,097	3,652,323	4,385,419
Capital Outlay		5,000	5,000
Other Charges	58,800	51,000	51,000
Total Expenditures	<b>\$14,843,376</b>	<b>\$15,652,512</b>	<b>\$15,929,587</b>

*\*Reflects the adjusted property tax requirement budget, not actual property tax collection.*

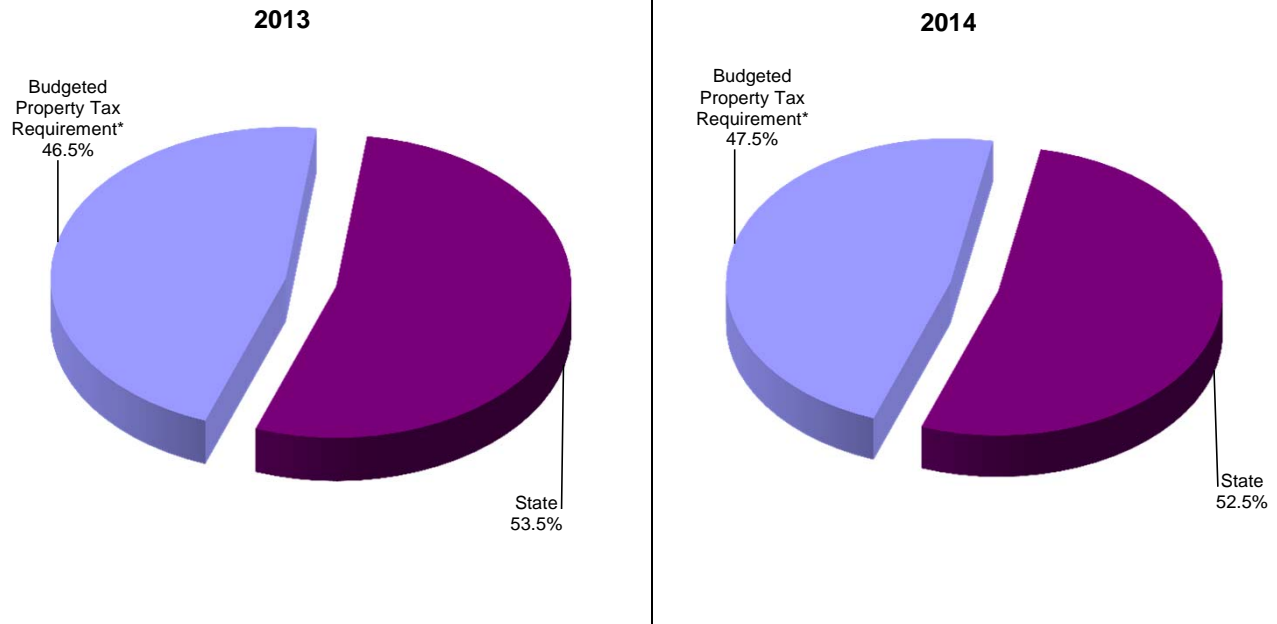
Budgeted Positions (Full-time Equivalents)	89.1	82.9	77.9
--	------	------	------

# Hennepin County

**Public Defender's Office**  
Public Safety

**2014 BUDGET**  
Adopted

**Revenue Comparison:**



**Significant Budget Changes:**

In 2014, the Public Defender's Office has an appropriation of \$15.9 million, offset by expected non-property tax revenues of \$8.4 million and property tax of \$7.5 million. When compared to the 2013 adjusted budget of \$15.7 million, the authorized operating budget will increase by \$277,100 with a correlated increase of the same amount in property tax utilization. The Public Defender's Office will operate with 77.9 full-time equivalents (FTEs) which is a decrease of 5.0 FTEs over the 2013 adjusted budget.

When compared to the 2013 adjusted budget, the operating budget has remained flat at 1.8 percent, however support for specific initiatives' has changed. The majority of the increase stems from a cost of living adjustment (COLA), a merit increase with the associated payroll taxes and benefits; attorney contracts to maintain current service levels as the number of Hennepin County FTEs decline; information technology (IT) consulting; and the addition of a contracted IT Manager.

Although there was a budgeted COLA and merit increase where applicable, this was offset by the attrition of 5.0 Hennepin County FTEs for an overall reduction in personal services of \$449,400. With the loss of staff, attorney contracts were increased by \$443,700 in order to accommodate the current demand for services.

The Public Defender's Office added \$175,000 in consulting for to continue their information technology strategic plan of mobile computing advancement and the continual implementation/maintenance of the American Defender case management system. To assist in the implementation of this plan, the approved budget will fund a contracted Information Technology Manager in the amount of \$125,000 with an additional \$50,000 for Information Technology consulting

**Division Budgets:**

	2012 Actual	2013 Budget	2014 Budget
Adult Criminal Court	\$10,246,020	\$10,804,547	\$10,995,805
Adult CHIPS and Appeals	2,446,980	2,580,368	2,626,045
Juvenile Delinquency & CHIPS Children	2,150,376	2,267,597	2,307,737
Total Expenditures	\$14,843,376	\$15,652,512	\$15,929,587



# Hennepin County

**Public Defender's Office**  
Public Safety

**2014 BUDGET**  
Adopted

**Budget Commentary:**

While the Public Defender's Office remains under-funded, they continue to develop processes which allows them to zealously represent each client. The Public Defender's Office will continue to strive for efficiencies in technology, court reorganization, community agencies, volunteer utilization, specialty courts, and department efficiencies.

**Technology:** Continues to be a top priority for criminal justice parties for the foreseeable future, this will ultimately create efficiencies for all. For example, the implementation of e-filing by District Court, which required the staff to learn a new way of submitting documents to the court and other parties; and software customization and interfaces to case management system (American Defender).

**Court Reorganization:** District Court implemented a new calendaring system in 2013 in which the Public Defender's Office worked with the bench and court administration to ensure that they were able to provide ideas and solutions to their concerns. While we're able to do better in attorney assignments and created a greater efficient with the courts, it has taken an emotional toll on staff.

**Community Agencies:** The Cross-over Youth initiative tries to identify children who are involved in both Human Services and the Correctional system; provide open communication and information sharing between all parties; and adapt specific policies, practices, and procedures to address the children who are in both systems. The primary role of the Public Defender's Office is to participate in the team meetings, clarify the court process, and serve the youths' best legal interests.

**Volunteer Utilization:** Are currently working with area law schools to provide the opportunity for law students to participate in a extern program. These law students have been assigned to assist the attorneys in the juvenile and suburban offices; and assisting in obtaining documentation for the immigrant clients. This program has not only created benefits for the immigrant clients but has also provides efficiencies for the staff and attorneys'.

**Specialty Courts:** With the assistance of County Administration and Juvenile Court Judges, a "Fathers Pilot" was developed to represent non-custodial parents in Children in Need of Protection (CHIPS) cases. These parents are now assigned attorneys sooner and it is predicted to be a savings to Hennepin County in the long term.

**Department Efficiencies:** Instituted an assignment of investigators to the arraignment calendars whereby investigators meet with clients and witnesses at the outset and set up interview times, take pictures or obtain needed information. Similarly, in Juvenile court we have assigned a dispositional advisor to the juvenile delinquency arraignment calendar to meet with clients at the outset and set up interview times and obtain needed information.

The reduction of staff in the Public Defender's Office not only hampers the office's ability to meet the goals listed below, but also places a strain on the criminal justice system and increases costs to our partners in public safety. (e.g. Courts, County Attorney's Office, Sheriff's Office, and Corrections).

- 1) Each client will be fully informed as to legal rights and options and will receive fair and respectful treatment by the justice system;
- 2) Clients will have all legal services delivered in an integrated fashion;
- 3) Each client will be able to make meaningful decisions and choices and the office will be equipped to help effect those decisions and choices; and
- 4) Neither the process nor outcome will depend on the client's income, race or country of origin.

Key Results:	2012	2013 Est.	2014 Goal
Murder	51	46	50
Felony	4,840	5,145	5,100
Gross Misdemeanor	4,281	3,233	4,200
Misdemeanor	19,880	16,707	19,800
Juvenile Delinquency	3,321	3,208	3,200
Juvenile Welfare	2,388	1,852	2,300
Probation Violations	19,548	13,545	15,000
Extraditions	168	159	160
Other	563	397	500
Total	55,040	44,292	50,310

## Hennepin County

**Public Defender's Office**  
**Public Safety**

**2014 BUDGET**  
**Adopted**

### **Additional Resources:**

Public Defender's Office  
Minnesota 4th Judicial District  
701 Fourth Avenue South, Ste: 1400  
Minneapolis, MN 55415  
Phone: 612/ 348-7530  
Email: [pd.info@co.hennepin.mn.us](mailto:pd.info@co.hennepin.mn.us)  
Website: [www.pubdef.state.mn.us](http://www.pubdef.state.mn.us)

Across the United States, numerous articles have been written to address the overall concerns that public defense agencies are faced with: constitutional mandates regarding staffing shortages, excessive workloads, ethical considerations, and additional burden of the U.S. Supreme Court's decision in *Padilla v. Kentucky*. Listed are several reference areas:

- American Bar Association, Eight Guidelines of Public Defense Related to Excessive Workloads, August 2009
- Quality Indicators for Public Defense from National Legal Aid & Defender Association, 2002
- Justice Denied - Report of the National Right to Counsel Committee from The Constitution Project, April 2009
- Public Defenders: A Weakened but Indispensable Link, Scott Russell, Bench and Bar, MN, Feb 2009
- Evaluation Report: Public Defender System from the Office of the Minnesota Legislative Auditor, ([www.auditor.leg.state.mn.us/ped/pedrep/pubdef.pdf](http://www.auditor.leg.state.mn.us/ped/pedrep/pubdef.pdf))
- MN Post Article Surveying the attorneys in the public defender's office, ([www.minnpost.com/severnguntzel/2010/12/13/24163/minnesotas\\_public\\_defenders\\_paint\\_bleak\\_picture\\_of\\_justice\\_for\\_the\\_poor](http://www.minnpost.com/severnguntzel/2010/12/13/24163/minnesotas_public_defenders_paint_bleak_picture_of_justice_for_the_poor))

# Hennepin County

**Sheriff's Office**  
Public Safety

**2014 BUDGET**  
Adopted

**Mission:**

*"Dedicated to increasing public safety through leadership, integrity and strong partnerships."*

**Department Description:**

Minnesota State Statutes provide that the Sheriff is the Chief Law Enforcement Officer of the County, empowered to use all resources necessary "to keep and preserve the peace of the County." Minnesota State Statutes specifically confer upon the Sheriff the mandate to perform critical public safety functions:

- Safe and secure operation of the county jail,
- Operation of the public safety communications system,
- Enforcement on the county's waters (i.e., search, rescue and buoying),
- Execution of all civil processes brought to the Sheriff (e.g., foreclosure, redemption, levy, garnishment, eviction and other executions of judgment),
- Security for the Fourth Judicial District Court,
- Transport for individuals under the court's jurisdiction, and
- Pursuit and apprehension of all felons.

<b>Budget Summary:</b>	<b>2012 Actual</b>	<b>2013 Budget</b>	<b>2014 Budget</b>
Budgeted Property Tax Requirement*	\$73,966,088	\$75,361,531	\$79,018,651
Other Taxes			
Federal	1,844,169	608,410	400,035
State	3,232,045	3,267,781	3,612,175
Local			
Investment Earnings			
Fees for Services	5,871,344	5,872,701	5,978,125
Fines and Forfeitures	215,653	75,000	75,000
Licenses and Permits	537,615	335,000	800,000
Bond Proceeds			
Other Revenue	1,761,445	1,474,218	2,015,778
Total Revenues	<b>\$87,428,358</b>	<b>\$86,994,641</b>	<b>\$91,899,764</b>
Personal Services	\$70,243,843	\$70,991,446	\$74,145,142
Commodities	4,062,503	4,145,269	4,565,530
Services	10,019,394	10,798,097	11,896,734
Capital Outlay	660,187	70,000	223,500
Other Charges	991,245	989,829	1,068,858
Total Expenditures	<b>\$85,977,172</b>	<b>\$86,994,641</b>	<b>\$91,899,764</b>

\*Reflects the adjusted property tax requirement budget, not actual property tax collection.

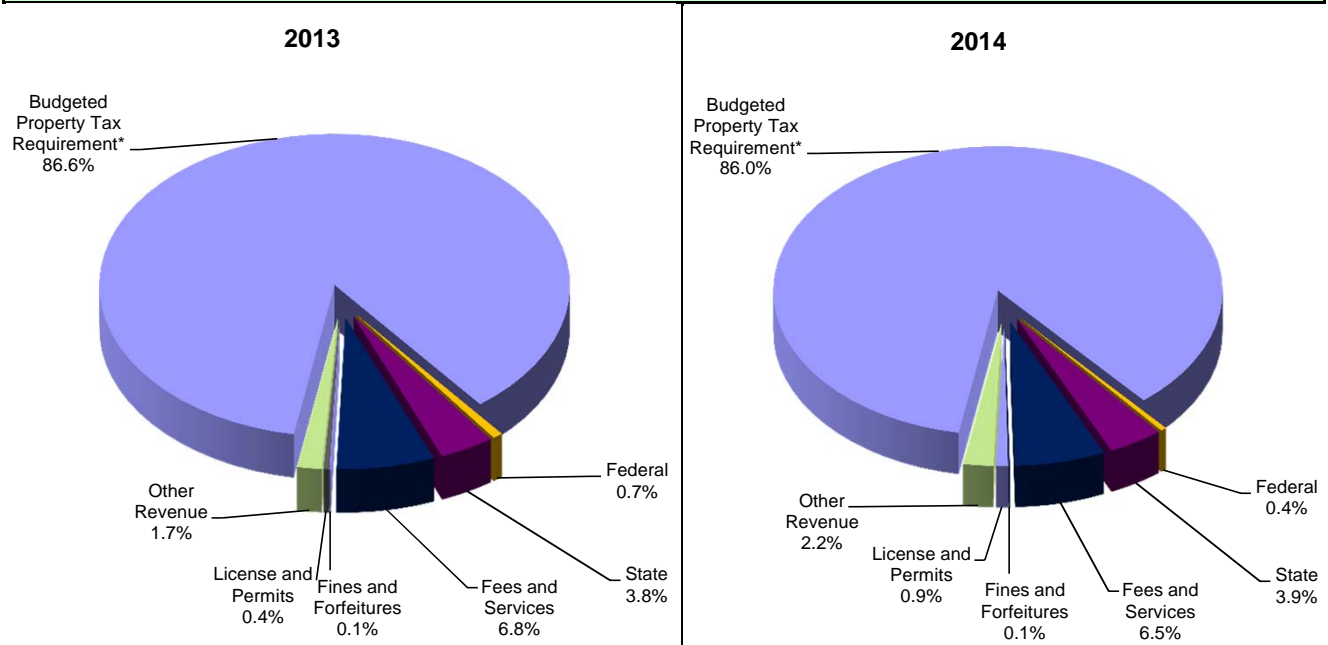
Budgeted Positions (Full-time Equivalents)	<b>808.0</b>	<b>808.0</b>	<b>808.0</b>
--	--------------	--------------	--------------

# Hennepin County

**Sheriff's Office**  
Public Safety

**2014 BUDGET**  
Adopted

**Revenue Comparison:**



**Significant Budget Changes:**

In 2014, the Sheriff's Office will have an appropriation of \$91.9 million which will be funded by expected property tax revenue of \$79.0 million, and non-property tax revenue of \$12.9 million. When compared to the 2013 adjusted budget, the operating budget has increased by 5.6 percent or \$4.9 million; property tax revenues have increased by 4.9 percent or \$3.7 million; and non-property tax revenues have increased by 10.7 percent or \$1.2 million.

Much of the \$1.2 million increase in non-property tax revenues stems from an expected increase in permit to carry applications of \$465,000, and a one time fund 38 transfer of \$475,000 for transition costs for the new Hennepin County Sheriff's Office Emergency Communications Facility.

The 2014 approved budget contains several significant expenditure increases. An increase of \$3.1 million for a cost of living adjustment (COLA), merit increases, Police and Fire PERA, Communications Facility transition costs, and associated payroll taxes and benefits; \$598,000 in county-wide Information Technology (IT) infrastructure and employee equipment provision rates; and \$781,000 in inmate medical costs.

The 2014 operating budget reflects funding for 748.4 Full-Time Equivalent (FTEs), which is an increase of 4.5 over the 2013 adjusted budget of 743.9 FTEs.

Division Budgets:	2012 Actual	2013 Budget	2014 Budget
Communications	\$7,681,039	\$8,005,916	\$9,096,646
Enforcement Services	13,553,022	13,363,358	12,447,964
Forensic Sciences	3,525,269	3,848,466	3,919,658
Investigative	7,133,720	6,993,111	7,689,103
Administrative	6,575,061	6,697,990	11,114,846
Adult Detention	32,973,237	33,534,929	32,878,287
Court Services	6,878,643	7,156,699	7,052,717
Information Technology	6,260,651	6,779,953	7,421,302
Grants/Other	1,396,530	614,219	279,241
Total Expenditures	\$85,977,172	\$86,994,641	\$91,899,764

# Hennepin County

**Sheriff's Office**  
**Public Safety**

**2014 BUDGET**  
**Adopted**

## Budget Commentary:

The Sheriff's Office is responsible for the administration and execution of arrest warrants for wanted persons. In 2013, the Sheriff's Office conducted two special warrant sweeps in partnership with more than a dozen local police departments and federal agencies. One in the summer targeted offenders wanted on violations related to domestic abuse, and one in December focused on arresting DWI offenders. The sweeps resulted in more than 1,000 warrants being satisfied, which includes arrests and voluntary surrenders.

Nationwide, there's been a decrease in violent crime but an increase in the number of active shooter incidents. In 2013, the Sheriff's Office launched a year-long, comprehensive effort to address prevention, preparedness and response to mass casualty incidents. Training seminars included a wide range of community representatives from schools, hospitals, and businesses. The Sheriff's Office organized several complex, scenario-based training events and conducted them in partnership with dozens of local, state, and federal law enforcement agencies. In addition, the Sheriff's Office hosted law enforcement leaders who managed recent active shooter events in their communities.

Diversity within the agency was exemplified with the first Somali-American deputy being sworn-in at the Hennepin County Sheriff's Office. In 2013, the Sheriff's Office increased its efforts to conduct outreach to diverse communities throughout the county by utilizing the Community Engagement Team. This team works with communities every day to address their public safety concerns and to build trust.

Community outreach, routine patrols, and emergency response are among the responsibilities of Sheriff's Office special deputies, who are highly-trained civilian volunteers. In 2013, the agency created a new division titled the Volunteer Services Division. This improved the structure of the volunteer group and demonstrated the continued commitment to setting the highest professional standards for our dedicated special deputies.

Key Results:	2012	2013	2014 Est.
Number of police/fire/medical calls dispatched	651,873	647,679	650,000
Number of jail bookings	35,857	35,910	36,000
Number of court security escorts	33,401	33,552	33,600
Number of crime scene responses	3,196	2,964	3,200
Number of mortgage foreclosure sales	4,132	2,596	2,100

## Additional Resources:

Hennepin County Sheriff's Office  
350 South 5th Street, Room 6  
Minneapolis, MN 55415  
Phone: (612) 348-3744  
Email: [sheriff@co.hennepin.mn.us](mailto:sheriff@co.hennepin.mn.us)  
Website: [www.hennepinsheriff.org](http://www.hennepinsheriff.org)

# Hennepin County

## Department of Community Corrections & Rehabilitation Public Safety

**2014 BUDGET**  
Adopted

**Mission:**

*The Department of Community Corrections & Rehabilitation (DOCCR) mission statement is:  
Community Safety, Community Restoration, and Reducing Risk of Re-Offense.*

*Contributing to the mission statement are DOCCR's three overarching goals:*

*Enhance public safety through practices that are based on research, data and evaluation;  
Policies and practices support fair and respectful treatment of stakeholders, clients and staff; and  
In cooperation with the courts, community and criminal justice partners, reduce the risk of re-offense.*

**Department Description:**

DOCCR is the largest community corrections system in Minnesota, with an annual supervision of approximately 31,800 adult and juvenile offenders in institutions, on probation or parole, and in the Sentencing to Service programs. There are approximately 1,500 juveniles and 26,100 adults under supervision in adult and juvenile field services, at any given time.

The department operates three correctional facilities:

- Adult Corrections Facility provides custody and programming for approximately 5,500 adult offenders per year;
- Juvenile Detention Center provides custody and care for approximately 1,900 juveniles per year pending court disposition; and
- County Home School provides custody and treatment for approximately 280 juvenile offenders in a year.

Family Court Services performs custody evaluation and mediation services; 1,646 families received services last year.

Community Offender Management supervises low-risk offenders, through its Sentencing to Service and Electronic Home Monitoring programs.

Budget Summary:	2012 Actual	2013 Budget	2014 Budget
Budgeted Property Tax Requirement*	\$74,546,320	\$75,346,613	\$77,324,124
Other Taxes			
Federal	884,263	683,547	872,791
State	17,993,359	18,634,464	18,637,600
Local	1,400	51,400	81,400
Investment Earnings			
Fees for Services	7,553,369	8,708,225	8,100,340
Fines and Forfeitures			
Licenses and Permits			
Bond Proceeds			
Other Revenue	318,449	421,966	627,050
Total Revenues	<b>\$101,297,160</b>	<b>\$103,846,215</b>	<b>\$105,643,305</b>
Personal Services	\$77,755,524	\$80,076,160	\$82,090,159
Commodities	3,591,666	3,829,882	3,052,328
Services	18,086,625	19,501,958	19,807,869
Capital Outlay	104,044	92,500	335,000
Other Charges	503,529	345,715	357,949
Total Expenditures	<b>\$100,041,388</b>	<b>\$103,846,215</b>	<b>\$105,643,305</b>

*\*Reflects the adjusted property tax requirement budget, not actual property tax collection.*

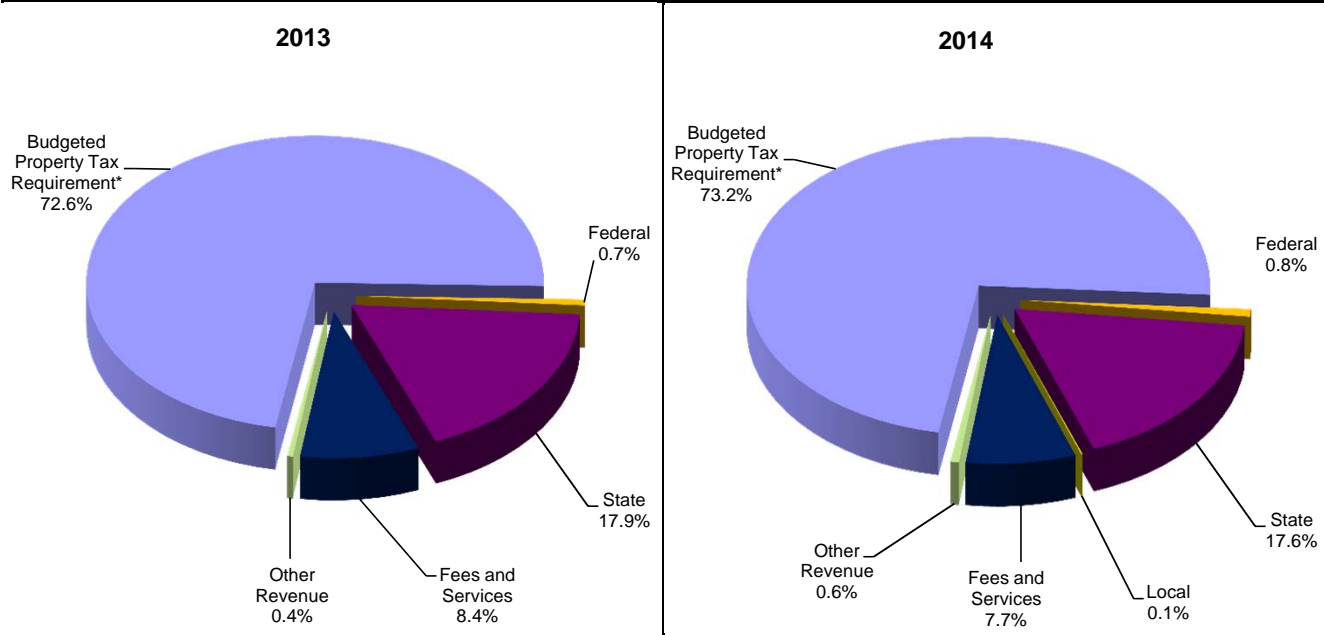
Budgeted Positions (Full-time Equivalents)	<b>900.0</b>	<b>899.0</b>	<b>909.0</b>
--	--------------	--------------	--------------

# Hennepin County

**Department of Community Corrections & Rehabilitation**  
**Public Safety**

**2014 BUDGET**  
**Adopted**

**Revenue Comparison:**



**Significant Budget Changes:**

In 2014, DOCCR will have an appropriation of \$105.6 million which will be funded by expected property tax revenue of \$77.3 million and non-property tax revenue of \$28.3 million. When compared to the 2013 adjusted budget, the operating budget has increased by 1.7 percent or \$1.8 million; as property tax revenues have increased by 2.6 percent or \$2.0 million; with non-property tax revenues showing a slight decrease of \$180,000.

The 2014 budget includes a number of new as well as revised programming initiatives, such as:

**Strengthening Community Safety:** In 2014, the staffing in the Adult Field Services Division's will include eight additional probation officers and one Correctional Unit Supervisor. The areas in which they will reside are, the Supervised Release Unit, which supervises higher risk clients recently released from state prison; the Intra/Inter-state unit, which supervises offenders from other counties now residing in Hennepin County; the restoration of a liaison probation officer position within the Sheriff's Office; and Correctional Unit Supervisor. These additional staff will ensure that caseloads are more manageable and support the department's commitment to employing evidence-based practices. Other full-time equivalents (FTEs) increases will occur in the Community Offender Management division within the Electronic Home Monitoring and Sentencing to Service units for a total of four FTEs.

**Adult Corrections Facility (ACF) Programming and Security:** The 2014 budget will implement a revised food service program for preparing resident meals at the ACF as well as the Juvenile Detention Center and County Home School. Under the revised model, four food service workers will be added to backfill the kitchen activities previously performed by correctional officer staffing so they may address the increased security needs in the facility. In addition, one of the ACF's resident work programs (Industry) will be eliminated in 2014, as there are expanded, real-life resident work opportunities available through the ACF's Private Sector Work Program (PSWP). To support the expansion, one support staff will be added in the PSWP program to assist in these activities.

**Prison Rape Elimination Act (PREA)** is a federal law to help protect incarcerated offenders from sexual abuse, harassment and misconduct. The PREA mandate prescribes training and education for correctional staff, required screenings and assessments of residents, established investigation and reporting requirements and expected data collection activities. In 2014, PREA compliance audits will be conducted.

# Hennepin County

**Department of Community Corrections & Rehabilitation**  
**Public Safety**

**2014 BUDGET**  
**Adopted**

**Significant Budget Changes Continued:**

Transition from Jail to Community (TJC) is a partnership with the Sheriff's Office, Human Services and Public Health, the Fourth Judicial District and the broader community. TJC targets the highest risk clients and provides coordinated services that focus on reducing criminogenic risks and addressing human service support needs. The TJC goal is for residents released from incarceration to successfully re-enter the community, and reduce recidivism. In order to facilitate this initiative, the 2014 budget reallocates a one FTE from County Administration to DOCCR to coordinate and implement activities.

Family Court Services Redesign: The redesign of Family Court Services was completed in 2013, emphasizing alternative dispute resolution services that have proven to be both more effective and cost efficient, such as the Early Neutral Evaluations and Brief Focused Assessments. As part of the redesign, one additional probation officer was added to the 2014 staffing for this division.

Facility Maintenance: The 2014 budget transfers the facility maintenance responsibilities for the County Home School and Adult Corrections Facility from DOCCR to Property Services. This transfer is approximately \$2.2 million, and includes 10 positions. It is anticipated that this centralization of staffing and resources with Property Services will result in improved facility maintenance and is a more cost efficient service model.

Division Budgets:	2012 Actual	2013 Budget	2014 Budget
Department Administration	\$987,555	\$1,003,547	\$999,811
Organizational Change Management	6,972,421	7,726,421	8,674,606
Adult Corrections Facility	20,592,757	21,087,642	19,936,408
Community Offender Management	5,324,795	5,511,502	6,149,019
Family Court Services	2,231,591	2,239,720	2,388,794
Adult Field Services	30,244,397	31,029,423	32,852,545
County Home School	11,152,718	11,610,035	10,953,876
Juvenile Detention Center	8,466,717	9,071,614	9,323,140
Juvenile Probation	12,513,282	12,958,650	12,757,445
State Juvenile Placements	1,555,155	1,607,661	1,607,661
Total Expenditures	\$100,041,388	\$103,846,215	\$105,643,305

**Budget Commentary:**

The DOCCR's strategic direction for 2014 mirrors the themes from the last several years. The department is continuing its multi-year transformation to become a results-oriented and data-driven organization that makes the best use of limited taxpayer resources. The ultimate goal is to create an organization that is sustainable and aligned with correctional evidence-based practices. The county's mission is best served by using effective correctional practices that are most likely to reduce future criminal behavior; thereby improving public safety and reducing the harm to victims and communities. DOCCR's record is one of innovation and revised service delivery models that align fiscal and programmatic decisions with evidence-based practices.

Over the last five plus years, DOCCR has implemented several significant programming changes which include:

Juvenile Detention Alternative Initiatives (JDAI): JDAI supports the vision that all youth involved in the juvenile justice system have opportunities to develop into healthy, productive adults. JDAI has been instrumental in the redesign of correctional out-of-home placements and the development of community-based services as more effective and cost-efficient alternatives to correctional placements. JDAI has led to programming changes at the department's two juvenile facilities (the County Home School and Juvenile Detention Center) and has generated operational savings by reducing the overall staffing at these two facilities by 74 FTEs. The JDAI initiative has resulted in fewer correctional placements at the two DOCCR juvenile facilities. DOCCR is currently exploring the potential for a shared juvenile residential facility with Ramsey County.

Managed Healthcare: The department's correctional facilities are entering the fourth year of a contract which uses a managed care model for medical services. Data reflects a stable financial picture and efficient operations at all three facilities which includes positive performance in the areas of medical personnel services, pharmacy, off-site clinic appointments, and in-patient billings. The department was accredited by the National Commission on Correctional Health Care in 2013, recognizing the quality care for residents at the three correctional facilities. Finally, DOCCR's three correctional facilities and its medical care provider partnered with Hennepin County Medical Center to implement an electronic medical records system (EPIC) that will be used by other Hennepin Healthcare providers. EPIC will streamline operations and will improve the continuity of care for the residents.



# Hennepin County

**Department of Community Corrections & Rehabilitation**  
**Public Safety**

**2014 BUDGET**  
**Adopted**

**Budget Commentary Continued:**

Work Release & Electronic Home Monitoring (EHM): In 2010, the Adult Corrections Facility (ACF) closed its Work Release facility by expanding electronic home monitoring as an alternative to in-custody housing. Other Work Release residents not deemed eligible for EHM, are reassigned to the ACF housing units. Closing this facility resulted in operational savings of \$500,000 a year. During 2011, EHM technology was updated to improved public safety, service contracts were centralized, and a savings of approximately \$25,000 per month was realized. In 2014, all EHM activities will be centralized within the Community Offender Management location in North Minneapolis.

Evidence-based Practices (EBP): In 2012, the department established an EBP team and an EBP implementation plan. During 2012, the EBP team instituted more effective practices for client assessments, motivational interviewing, and cognitive behavioral therapy. In 2013, accomplishments include implementation of client risk and needs assessment tools, development of case plans, group facilitation of cognitive behavioral curriculums, and continuation of building staff competency in Motivational Interviewing. National data shows that corrections departments that fully implement these practices see significant results, including reductions in recidivism between ten to sixty percent.

Key Results:	2012 Actual	2013 Budget	2014 Budget
1st Year Recidivism Rate - all clients referred in last month of year (delayed by 24 months)	23.5%	22.7%	22.2%
Juveniles in Correctional Out-of-Home Placements (at year-end)	213	191	200
Percent of Juvenile risk re-assessments completed in 1st quarter of each year	83.1%	75.6%	80.0%
Percent of Adult risk re-assessments completed in 1st quarter of each year	38.5%	24.8%	50.0%
Total Sentencing-to-Service and Community Work Service hours completed	305,839	260,168	294,400
Revocations to prison as percentage of all closed cases in 1st quarter of each year	10.8%	12.3%	11.0%

**Additional Resources:**

Department of Community Corrections and Rehabilitation  
 C-2353 Government Center  
 300 S. 6th Street  
 Minneapolis, MN 55487-0040  
 Phone: (612)348-6180  
 Email: [community.corrections@hennepin.us](mailto:community.corrections@hennepin.us)  
 Website: [www.hennepin.us/residents#public-safety](http://www.hennepin.us/residents#public-safety)

# Hennepin County

**Sheriff's Radio Communications**  
Public Safety

**2014 BUDGET**  
Adopted

**Mission:**

*Purchase and maintenance of radio and mobile data computer equipment associated with the 800 Mhz Radio Program, including related infrastructure expenditures.*

<b>Department Description:</b>
--------------------------------

The Sheriff's Radio Communications operates as an enterprise fund, with the revenues received by the program covering the maintenance and depreciation costs of the 800 MHz digital radios, mobile data computers and use of the Statewide ARMER Communications System. Users include county departments; municipal police, fire and public works throughout the county; emergency medical services; public schools; SW Metro Transit; Metropolitan Airports Commission; metropolitan area hospitals; and the Veterans Affairs Police.

<b>Budget Summary:</b>	<b>2012 Actual</b>	<b>2013 Budget</b>	<b>2014 Budget</b>
------------------------	--------------------	--------------------	--------------------

Budgeted Property Tax Requirement*	\$0	\$0	\$0
Other Taxes			
Federal	155,075		
State			
Local			
Investment Earnings			
Fees for Services	2,173,897	2,847,316	2,726,227
Fines and Forfeitures			
Licenses and Permits			
Bond Proceeds			
Other Revenue		310,000	(59,000)
Total Revenues	<b>\$2,328,972</b>	<b>\$3,157,316</b>	<b>\$2,667,227</b>
Personal Services	\$0	\$0	\$0
Commodities	238,408	125,000	135,000
Services	1,307,356	1,325,316	1,344,435
Capital Outlay		350,000	
Other Charges	617,815	1,357,000	1,187,792
Total Expenditures	<b>\$2,163,579</b>	<b>\$3,157,316</b>	<b>\$2,667,227</b>

*\*Reflects the adjusted property tax requirement budget, not actual property tax collection.*

Budgeted Positions (Full-time Equivalents)	<b>0.0</b>	<b>0.0</b>	<b>0.0</b>
--	------------	------------	------------

# Hennepin County

**Sheriff's Radio Communications**  
Public Safety

**2014 BUDGET**  
Adopted

<b>Division Budgets:</b>	<b>2012 Actual</b>	<b>2013 Budget</b>	<b>2014 Budget</b>
Radio Leases	\$1,120,113	\$2,377,211	\$2,175,395
MDC Leases	945,622	480,105	491,832
Infrastructure	97,844	300,000	0
Total Expenditures	<b>\$2,163,579</b>	<b>\$3,157,316</b>	<b>\$2,667,227</b>

**Additional Resources:**

Hennepin County Sheriff's Office  
350 South 5th Street, Room 6  
Minneapolis, MN 55415  
Phone: (612) 348-3744  
Email: sheriff@hennepin.us  
Website: www.hennepinsheriff.org

# Hennepin County

## 2014 BUDGET

Adopted

### Major Program: Health

NorthPoint Health and Wellness Center  
Metropolitan Health Plan  
Hennepin Health  
Medical Examiner  
Uncompensated Care  
HCMC Intergovernmental Transfers



Hennepin County Medical Center



NorthPoint Health and Wellness Center

### Program Description:

The Health program encompasses the county's health care activities. The county is the principal public agency responsible for providing services to the indigent. This major program consists of the following departments: NorthPoint Health and Wellness Center, Metropolitan Health Plan (MHP), Hennepin Health, and the Medical Examiner. In addition, health related costs are included in the Uncompensated Care and HCMC Intergovernmental Transfers cost centers.

### Program Budget Highlights:

The Health program's budget for 2014 is \$319.2 million which is 7.9 percent less than the 2013 adjusted budget. The program will operate with 331.3 authorized FTE positions in 2014 which is 5.7 positions more than authorized for 2013. All of the departments, except for MHP and Hennepin Health, are included in the County Revenue Fund. Both MHP and Hennepin Health operate as separate enterprise funds of the county.

# Hennepin County

## 2014 BUDGET

Adopted

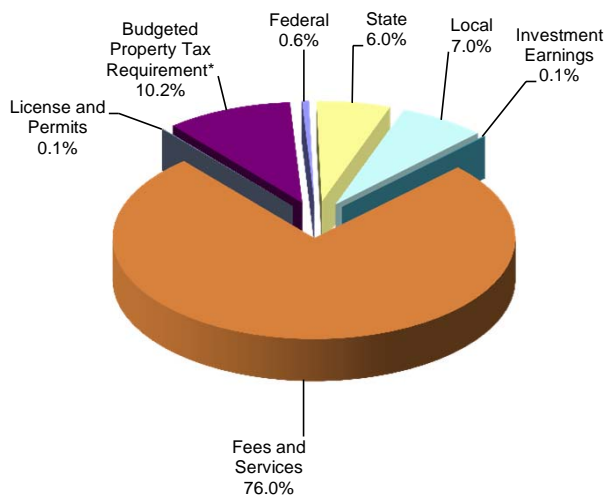
Revenue and Expenditure Information:	2012 Actual	2013 Budget	2014 Budget
Budgeted Property Tax Requirement*	\$34,640,227	\$34,477,422	\$32,475,923
Other Taxes			
Federal	1,383,434	1,315,336	1,808,074
State	12,765,417	19,474,125	19,097,000
Local	23,228,710	22,103,320	22,387,196
Investment Earnings	794,949	165,085	437,199
Fees and Services	158,365,076	269,086,699	244,241,335
Fines and Forfeitures			
License and Permits	180,075	231,000	252,000
Bond Proceeds			
Other Revenue	262,028	(273,627)	(1,530,456)
<b>Total Revenues</b>	<b>\$231,619,916</b>	<b>\$346,579,360</b>	<b>\$319,168,271</b>
Personal Services	\$28,945,123	\$33,859,756	\$35,385,329
Commodities	2,998,195	2,906,235	2,332,737
Services	190,830,281	302,565,298	276,318,705
Capital Outlay	245,724	407,000	120,000
Other Charges	1,344,871	6,841,071	5,011,500
<b>Total Expenditures</b>	<b>\$224,364,194</b>	<b>\$346,579,360</b>	<b>\$319,168,271</b>

*\*Reflects the adjusted property tax requirement budget, not actual property tax collections.*

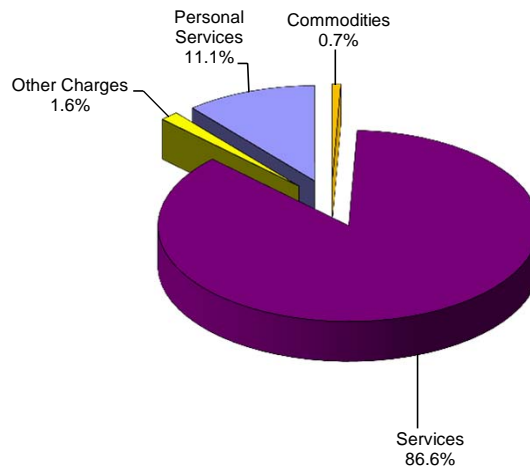
<b>Budgeted Positions (Full-time Equivalents)</b>	<b>316.9</b>	<b>325.6</b>	<b>331.3</b>
---	--------------	--------------	--------------

### Revenue and Expenditure Comparison:

**2014 Revenue**



**2014 Expenditures**



**Revenue Highlights:**

Budgeted 2014 revenues total \$319.2 million, a 7.9 percent decrease from the 2013 adjusted budget. The previous page contains a summary comparing major revenue categories for the years 2012 - 2014.

**Property Tax Revenues**

In 2014, property taxes comprise 10.2 percent of the Health program's total estimated revenue compared to 9.9 percent in 2013. Total property taxes are decreasing by \$2.0 million, 5.8 percent. The decrease is primarily due to a reduction in the Uncompensated Care budget for 2014 by \$2.0 million, as the expenditures in that cost center are funded entirely with property taxes. As in past years, the budgets for Metropolitan Health Plan (MHP) and Hennepin Health do not include any property tax revenue.

**Non-Property Tax Revenues**

The Health program relies to a large extent on non-property tax revenue to finance its budget. Some of the major sources of non-property tax revenue and their relative impact on the county's 2014 budget are:

**Federal**

Federal sources consist of \$1.8 million in federal grants for health care programs at NorthPoint Health and Wellness Center. Although the federal grants are only 0.6 percent of the total 2014 Health program revenues, a large portion of the fees and services revenue, discussed below, is from federal sources.

**State / Other Intergovernmental**

Revenue from the State of Minnesota is estimated at \$19.1 million and makes up 6.0 percent of total Health program revenue for 2014. Revenues in this category are approximately the same as in 2013, and are primarily for inpatient upper payment level revenue from the Minnesota Department of Human Services (DHS). Other intergovernmental revenue of \$22.4 million is 7.0 percent of total Health program revenue and is primarily reimbursements from HCMC for intergovernmental transfers made by the county to DHS.

**Fees and Services**

Revenues from fees charged for services are over \$244 million for 2014 and will comprise 76.0 percent of the Health program's total revenues. Nearly all of the fees and services revenue comes through payments for healthcare services provided by NorthPoint, MHP, and Hennepin Health. Total 2014 fees and services revenue is budgeted to be 9.2 percent less than budgeted for 2013 because of projected decreases in MHP enrollment. The revenue amounts are departmental estimates based on historical data, current reimbursement rates, and expected changes in patient volume.

**Other Revenues**

Other revenues of a negative \$1.5 million for 2014 are the result of budgeted net income of \$1.4 million for MHP and \$0.8 million for Hennepin Health, which are offsets to revenue, offsetting \$0.7 million of miscellaneous income.

**2014 BUDGET**

Adopted

<b>Department Expenditure Summary:</b>	<b>2012 Actual</b>	<b>2013 Budget</b>	<b>2014 Budget</b>
NorthPoint Health and Wellness Center	\$26,588,324	\$27,974,060	\$29,710,636
Metropolitan Health Plan	74,408,678	129,227,679	92,236,532
Hennepin Health	60,721,837	120,124,886	129,763,172
Medical Examiner	3,948,750	5,268,235	5,473,431
Uncompensated Care	24,000,000	24,000,000	22,000,000
HCMC Intergovernmental Transfers	34,696,605	39,984,500	39,984,500
<b>Total Expenditures</b>	<b>\$224,364,194</b>	<b>\$346,579,360</b>	<b>\$319,168,271</b>

**Program Highlights by Department:**

**NorthPoint Health and Wellness Center**

NorthPoint Health and Wellness Center is a freestanding comprehensive ambulatory health care clinic. Its services include family practice, internal medicine, pediatrics, obstetrics and gynecology, orthopedics, radiology, laboratory, optometry, and pharmacy. In addition, NorthPoint offers a full range of dental care, nutrition services, and social services including individual and family care.

**Metropolitan Health Plan**

MHP, Hennepin County's health maintenance organization (HMO), will continue to offer Minnesota Senior Care Plus, Minnesota Senior Health Options, and Special Needs Basic Care plans to its members. MHP also provides administrative and claims management services for Hennepin Health which is discussed below.

**Hennepin Health**

Hennepin Health is continuing for a third year the integrated health delivery network demonstration project which provides services to Medicaid participants under a contract with the Minnesota Department of Human Services.

**Medical Examiner**

The office of the Medical Examiner is responsible for investigation of all known or suspected homicides, suicides, accidental deaths, drug related deaths, medically unattended deaths, and deaths which might constitute a threat to the public health and safety. Since January 1, 2013, the office has been providing Medical Examiner services to Dakota County and Scott County in addition to Hennepin County. The other counties fully reimburse Hennepin County for the cost of those services.

**Uncompensated Care**

The Uncompensated Care cost center is used to track county payments to HCMC for the cost of health care provided by HCMC to Hennepin County residents who do not have health insurance.

**HCMC Intergovernmental Transfers**

The HCMC Intergovernmental Transfers cost center is used to budget and account for intergovernmental transfers between the county, HCMC, and the Minnesota Department of Human Services (DHS). A smaller portion of this budget is for county payments to HCMC for forensic examinations conducted by the Sexual Assault Resource Services (SARS) staff at HCMC.

<b>Budgeted Positions:</b>	<b>2012 Actual</b>	<b>2013 Budget</b>	<b>2014 Budget</b>
NorthPoint Health and Wellness Center	179.7	181.1	195.3
Metropolitan Health Plan	105.5	105.5	95.0
Hennepin Health	5.0	5.0	7.0
Medical Examiner	26.7	34.0	34.0
Uncompensated Care	0.0	0.0	0.0
HCMC Intergovernmental Transfers	0.0	0.0	0.0
<b>Total Full Time Equivalent (FTE)</b>	<b>316.9</b>	<b>325.6</b>	<b>331.3</b>

# Hennepin County

**NorthPoint Health and Wellness Center**  
**Health**

**2014 BUDGET**  
**Adopted**

**Mission:**

*NorthPoint Health and Wellness Center sets a standard of excellence in providing culturally responsive, integrated, holistic primary health and social services that strengthens our community and the lives of the people we serve. We are leaders and partners in a shared vision of a healthy, environmentally safe, and economically stable self-reliant community. NorthPoint's mission is "Actively Partnering to Create a Healthier Community."*

<b>Department Description:</b>
--------------------------------

NorthPoint Health and Wellness Center is a comprehensive health and human services agency located in the heart of North Minneapolis. Established in 1968, NorthPoint was formerly known as "Pilot City Health Center" and was operated by Hennepin County's Division of Primary Care. As of January 1, 2006, NorthPoint was approved for funding as a public entity community health center. Through a unique co-applicant agreement, the Hennepin County Board of Commissioners began sharing governance of NorthPoint Health and Wellness Center with NorthPoint, Inc. (formerly Pilot City Neighborhood Services) while maintaining fiscal responsibility for the health care operations. NorthPoint, Inc. is an independent nonprofit social/human services agency co-located with the NorthPoint Health and Wellness Center. The close working relationship between the two entities was designed to improve patient/client care through the integration of health and human services on the NorthPoint campus.

<b>Budget Summary:</b>	<b>2012 Actual</b>	<b>2013 Budget</b>	<b>2014 Budget</b>
------------------------	--------------------	--------------------	--------------------

Budgeted Property Tax Requirement*	\$6,459,140	\$6,379,957	\$6,339,853
Other Taxes			
Federal	1,383,434	1,315,336	1,808,074
State	752,341	899,125	522,000
Local	141,491		254,810
Investment Earnings			
Fees for Services	19,566,718	19,117,642	20,375,173
Fines and Forfeitures			
Licenses and Permits			
Bond Proceeds			
Other Revenue	128,903	262,000	410,726
Total Revenues	<b>\$28,432,027</b>	<b>\$27,974,060</b>	<b>\$29,710,636</b>
Personal Services	\$17,504,555	\$19,136,572	\$21,549,087
Commodities	2,221,485	2,198,455	1,917,587
Services	5,783,550	5,677,208	5,468,772
Capital Outlay	237,179	407,000	120,000
Other Charges	841,555	554,825	655,190
Total Expenditures	<b>\$26,588,324</b>	<b>\$27,974,060</b>	<b>\$29,710,636</b>

*\*Reflects the adjusted property tax requirement budget, not actual property tax collection.*

Budgeted Positions (Full-time Equivalents)	<b>179.7</b>	<b>181.1</b>	<b>195.3</b>
--	--------------	--------------	--------------



# Hennepin County

**NorthPoint Health and Wellness Center**  
Health

**2014 BUDGET**  
Adopted

## Significant Budget Changes:

The 2014 budget reflects increased revenues and expenses due to a 5 percent increase in billable visits and Hennepin Health reinvestment initiative funding. This increase reflects a growing demand for health care services in north Minneapolis and surrounding communities. Minnesota's adoption of national healthcare reform provided strong 2013 program revenue including additional payments for meaningful use of electronic health records. Federal and state FQHC grant revenues are anticipated to remain strong in 2014. Additional staff were added to medical, dental and outreach operations, reflecting the growing volume of services provided by those departments. Personal Services cost increased due to those additions and more services performed by employed staff. Internalizing these services caused an overall decrease in the budgeted amount of purchased Services costs for 2014. Capital expenditures are decreasing \$300,000 from 2013. Commodities and Other Expenses remained essentially the same in 2014.

## Budget Commentary:

NorthPoint experienced growth in 2013 in behavioral health visits and continued stable payments from the State of Minnesota for services provided to Medical Assistance patients. Hennepin Health patient care continued to be an important aspect of our operations and accounted for 5 percent of operating revenue. Personal services were at budget with a continuing struggle to move professional patient care staff from contracted to staff. Capital expenses included upgrades to the radiology and dental departments along with smaller projects. Commodities, services and other expenses were at budget for 2013.

<b>Key Results:</b>	<b>2012</b>	<b>2013 Est.</b>	<b>2014 Est.</b>
Medical visits	47,947	46,175	49,954
Behavioral health visits	16,917	17,517	17,000
Dental visits	19,548	18,377	22,601
Prescriptions filled	135,000	137,700	139,200
Radiology procedures	5,500	5,610	5,750

## Additional Resources:

Additional information about NorthPoint Health and Wellness Center and its services is available at the following website:  
[www.northpointhealth.org](http://www.northpointhealth.org)

# Hennepin County

**Metropolitan Health Plan**  
Health

**2014 BUDGET**  
Adopted

**Mission:**

*Integrating health care and service to enhance the health and well being of our members and the community.*

*Vision:*

*Be a leader in partnering with our members and communities to improve health.*

**Department Description:**

Metropolitan Health Plan (MHP) is a not-for-profit, state certified health maintenance organization. MHP serves Medicaid Expansion, Minnesota Senior Care Plus, Minnesota Senior Health Options, and Special Needs Basic Care participants residing in Hennepin County. Funding for these services is provided through a contract with the Minnesota Department of Human Services (DHS).

**Budget Summary:**

	2012 Actual	2013 Budget	2014 Budget
Budgeted Property Tax Requirement*	\$ -	\$ -	\$ -
Other Taxes			
Federal			
State			
Local	1,147,740		
Investment Earnings	588,648	100,501	347,199
Fees for Services	76,364,977	129,577,308	93,313,595
Fines and Forfeitures			
Licenses and Permits			
Bond Proceeds			
Other Revenue	(8,909)	(450,130)	(1,424,262)
Total Revenues	<b>\$78,092,456</b>	<b>\$129,227,679</b>	<b>\$92,236,532</b>
Personal Services	\$8,315,436	\$10,360,823	\$8,689,808
Commodities	548,076	565,824	344,240
Services	66,270,449	114,865,316	80,404,222
Capital Outlay			
Other Charges	(725,283)	3,435,716	2,798,262
Total Expenditures	<b>\$74,408,678</b>	<b>\$129,227,679</b>	<b>\$92,236,532</b>

*\*Reflects the adjusted property tax requirement budget, not actual property tax collection.*

Budgeted Positions (Full-time Equivalents)	<b>105.5</b>	<b>105.5</b>	<b>95.0</b>
--	--------------	--------------	-------------

**Significant Budget Changes:**

Beginning in January 2012, and as a result of DHS's competitive bidding process for HMOs in the State of Minnesota, MHP no longer offered its Medical Assistance or Minnesota Care products. MHP continued to offer Minnesota Senior Care+ and Minnesota Senior Health Options at about the same membership as year-end 2011 through the year 2013. MHP continued with its Special Needs Basic Care (SNBC) plan product but with a DHS agreement to expand this population from just over 500 members at year-end 2011 up to just over 4,100 members by year-end 2012 and through the year 2013. The expansion is a result of adding members that are dual eligible but non-integrated (eligible for Medicare/Medicaid but Medicaid only on MHP's plan). In addition, according to MHP's contract with DHS, a risk sharing arrangement has been agreed to which mitigates any losses or gains for this new line of SNBC membership. During 2014 MHP will be ending its participation in the Medicare related programs.

As of January 1, 2012, MHP and its Hennepin County partners began a demonstration project with DHS called Hennepin Health. MHP's partners are Hennepin County Medical Center, the county Human Services and Public Health department, and the county's NorthPoint Health and Wellness Center. Membership for Hennepin Health consists of Medicaid Expansion members. In 2012 and 2013 the anticipated membership growth did not materialize and remained steady at approximately 6,000 members. In 2014 the expansion of the Affordable Care Act in Minnesota will attribute significantly more members to Hennepin Health. That growth for 2014 is capped in the contract with DHS at 10,000 total members.

In 2014 MHP will begin to use a new outsourced claims processing system. This will allow MHP to reduce its workforce by about 10 percent and reduce internal Information Technology costs by about one-third. Meanwhile outside services expenses will rise by a negotiated contract rate per member.

**Budget Commentary:**

Since January 1, 2012, MHP has been responsible for the Hennepin Health budget (Fund 33) and has submitted a separate annual budget for Hennepin Health (shown on the next page). For MHP's statutory financial reporting to the State of Minnesota, Hennepin Health is reported as another line of business for MHP. MHP receives an administrative fee from Hennepin Health that in the total statutory reporting to the state nets to zero. In 2014 this arrangement will continue.

<b>Key Results:</b>	<b>2012</b>	<b>2013 Est.</b>	<b>2014 Goal</b>
Enrollment	10,106	4,283	4,283
Administrative Cost Ratio	17.0%	15.6%	11.0%
Medical Loss Ratio	82.7%	86.7%	87.3%
Net Change in Capital and Surplus	\$3,684,482	\$393,808	\$1,424,262
Risk Based Capital Ratio	515%	516%	365%

**Additional Resources:**

MHP provides additional information related to the health plan at its internet website. The theme is "working for you". The website includes information to assist our members and providers with resources that easily connect them to all that MHP has to offer in the way of a health plan. The internet address for the website is: <http://www.hennepin.us/mhp>

# Hennepin County

**Hennepin Health**  
Health

**2014 BUDGET**  
Adopted

**Mission:**

*Mission: To develop a new healthcare model which coordinates across systems in a patient- and family-centered manner, where systems work collaboratively to drive positive health outcomes and reduce costs.*

*Vision: Healthcare services meet individual needs, improve population health, and reduce disparities in our community.*

**Department Description:**

Hennepin Health is an integrated health delivery network demonstration project which began January 1, 2012 and is funded by a contract with the Minnesota Department of Human Services (DHS). NorthPoint Health and Wellness Center, Metropolitan Health Plan (MHP), Hennepin County Medical Center, the county Human Services and Public Health Department, and other local healthcare providers are integrating medical, behavioral health, and human services in a patient-centered model of care. The program is limited to Hennepin County residents who are eligible for medical assistance. The project seeks to improve health outcomes and lower the total cost of providing care and services to this population.

Although Hennepin Health is a separate enterprise fund of the county, MHP, the county's health maintenance organization, reports Hennepin Health as a line of business in its statutory financial statements.

**Budget Summary:**

Budget Summary:	2012 Actual	2013 Budget	2014 Budget
Budgeted Property Tax Requirement*	\$ -	\$ -	\$ -
Other Taxes			
Federal			
State			
Local			
Investment Earnings	206,301	64,584	90,000
Fees for Services	62,314,381	120,256,800	130,430,592
Fines and Forfeitures			
Licenses and Permits			
Bond Proceeds			
Other Revenue	50,050	(196,498)	(757,420)
<b>Total Revenues</b>	<b>\$62,570,732</b>	<b>\$120,124,886</b>	<b>\$129,763,172</b>
Personal Services	\$175,219	\$182,951	\$851,862
Commodities	43,567	57,600	154
Services	59,311,334	117,071,470	127,452,608
Capital Outlay			
Other Charges	1,191,717	2,812,865	1,458,548
<b>Total Expenditures</b>	<b>\$60,721,837</b>	<b>\$120,124,886</b>	<b>\$129,763,172</b>

*\*Reflects the adjusted property tax requirement budget, not actual property tax collection.*

Budgeted Positions (Full-time Equivalents)	<b>5.0</b>	<b>5.0</b>	<b>7.0</b>
--	------------	------------	------------

**Significant Budget Changes:**

Membership for Hennepin Health consists of Medicaid Expansion members, and significant membership growth is expected in 2014. This growth is due to further expansion of the Affordable Care Act as eligibility for Medical Assistance will be widened. The actuarial estimates ranged between 5,000 to 12,000 additional members with the budget set at the lower number. The State of Minnesota decision to not remove the 10,000 member cap from the 2014 contract will limit growth. In 2013 there has been little growth and a continuing churn of members on and off the program. There will likely be less churn in 2014 as the eligibility period for members will increase from the current 6 months to 12 months.

**Budget Commentary:**

MHP is responsible for the Hennepin Health budget. Hennepin Health is reported as a separate line of business in MHP's statutory financial reporting to the State of Minnesota. Hennepin Health pays an administrative fee to MHP which nets to zero in MHP's statutory financial reporting. In 2013 an incentive payment from Hennepin Health was further refined to encourage members to engage the medical care system in ways that reduce costs and enhance their health outcomes. For 2014 these incentives will be further refined.

<b>Key Results:</b>	<b>2012</b>	<b>2013 Est.</b>	<b>2014 Est.</b>
Enrollment	6,125	6,117	11,089
Administrative Cost Ratio	11.1%	10.6%	11.0%
Medical Loss Ratio	85.1%	89.2%	88.2%
Net Change in Capital and Surplus	\$1,848,210	\$209,223	\$764,837

**Additional Resources:**

MHP provides additional information related to the health plan at its internet website. The theme is "working for you". The website includes information to assist its MHP and Hennepin Health members and providers with resources that easily connect them to all that MHP and Hennepin Health have to offer in the way of a health plan. The address for the website is: <http://www.hennepin.us/mhp>

# Hennepin County

**Medical Examiner**  
Health

**2014 BUDGET**  
Adopted

**Mission:**

*To examine and certify cause and manner of death in all cases within the jurisdiction of the Hennepin County Medical Examiner; to review and approve all cremations; to improve the health, safety, and quality of life in Hennepin County and all partnering counties served under our regional model of service and beyond; to provide accurate, fair, and unbiased testimony to the legal system to insure justice.*

**Department Description:**

The Medical Examiner is responsible for the investigation of all known or suspected homicides, suicides, accidental deaths, drug related deaths, medically unattended deaths, and deaths which might constitute a threat to public health and safety that occur under the Hennepin County Medical Examiner's jurisdiction. This jurisdiction includes the counties of Hennepin, Dakota, and Scott. The office is also required to investigate the deaths of all persons dying in counties under the jurisdiction of the Medical Examiner who are to be cremated. The goal of the Medical Examiner is to assist families, law enforcement agencies, and the legal system by determining a scientifically unbiased and logical cause and manner of death. Furthermore, the Medical Examiner's Office provides autopsy and consultation services to several Minnesota and Wisconsin counties on a referral basis.

**Budget Summary:**

	2012 Actual	2013 Budget	2014 Budget
Budgeted Property Tax Requirement*	\$3,406,087	\$3,337,965	\$3,376,570
Other Taxes			
Federal			
State			
Local		1,453,320	1,482,386
Investment Earnings			
Fees for Services	119,000	134,950	121,975
Fines and Forfeitures			
Licenses and Permits	180,075	231,000	252,000
Bond Proceeds			
Other Revenue	91,984	111,000	240,500
Total Revenues	<b>\$3,797,146</b>	<b>\$5,268,235</b>	<b>\$5,473,431</b>
Personal Services	\$2,949,913	\$4,179,410	\$4,294,572
Commodities	185,067	84,356	70,756
Services	768,343	966,804	1,008,603
Capital Outlay	8,545		
Other Charges	36,882	37,665	99,500
Total Expenditures	<b>\$3,948,750</b>	<b>\$5,268,235</b>	<b>\$5,473,431</b>

*\*Reflects the adjusted property tax requirement budget, not actual property tax collection.*

Budgeted Positions (Full-time Equivalents)	26.7	34.0	34.0
--	------	------	------

**Significant Budget Changes:**

The 2014 budget is essentially the same as the previous year, with no significant changes to highlight. All relatively minor increases in expenditures were counter-balanced by an anticipated increase in revenues, resulting in the department requesting no additional FTEs and minimizing the increase in property tax support.

**Budget Commentary:**

2013 ended with an all-time record high 6,524 reported cases for Hennepin, Dakota, and Scott counties combined (compared to 4,648 the previous year serving Hennepin County only) with the upward trend in all three counties continuing in the first quarter of 2014. The number of reported cases requiring an initial investigation increased, as did the number of autopsies completed, totaling 1,065 in 2013. Over 7,190 cremation approval requests were submitted to the office in 2013, compared to approximately 5,450 in 2012. The number of cremation approval requests is expected to continue to climb each subsequent year as cremations become a more popular form of final disposition.

The office continues to successfully meet and/or exceed all requirements pertaining to its core mission of death investigation for all counties in its jurisdiction, as well as continued collaborative inter-jurisdictional work in disaster planning. The office provides all administrative support to the Minnesota Coroners' and Medical Examiners' Association, including facilitation of a highly regarded annual 2-day educational conference attended by coroners, medical examiners, physicians, attorneys, nurses, and law enforcement personnel throughout the region. The office continues to focus its efforts and design process improvements to ensure future reaccreditation by national organizations such as the National Association of Medical Examiners (NAME) and the Accreditation Council for Graduate Medical Education (ACGME). In addition, the office continues to educate medical students, residents, and forensic pathology fellows through our long-standing relationship with Hennepin County Medical Center (HCMC) and the University of Minnesota, as well as various other schools in the region.

The most notable achievement of 2013 is the collaborative partnership to provide medical examiner services to both Dakota and Scott counties that began on January 1, 2013. This inter-jurisdictional partnership greatly expanded our geographic reach in the metro area and is creating new opportunities to partner with other agencies and communities that can benefit from the expertise available in this office. Furthermore, the office has sought to share its expertise beyond the three county jurisdiction to offer autopsy and forensic consultation services for up to 11 other counties in Minnesota and Wisconsin on a referral basis. Our electronic case management system is continually being enhanced to provide greater functionality to all staff, with safe and secure access to all medical examiner data in real-time 24/7/365. In the year ahead, more work process efficiencies, customer service enhancements, and cost savings are expected that will allow us to better serve customers and partnering agencies across our service region.

<b>Key Results:</b>	<b>2012</b>	<b>2013 Est.</b>	<b>2014 Est.</b>
Number of cases reported	4,648	6,524	6,600
Number of autopsies performed	757	1,065	1,075
Organ, tissue, and eye donations	233	334	300
Toxicology expense per accepted case	\$120	\$120	\$125
Number of student weeks of forensic training provided	120	125	135

**Additional Resources:**

Useful and educational information about the Medical Examiner's Office and the services it provides is available by visiting our department's internet web page at [www.hennepin.us/me](http://www.hennepin.us/me). The information includes the Minnesota statutes that govern our work and data practices, a downloadable department fact sheet, a downloadable brochure offering information for families, and links to various affiliated organizations and forms.

# Hennepin County

**Uncompensated Care**  
Health

**2014 BUDGET**  
Adopted

**Mission:**

*This cost center is used to track county payments to Hennepin County Medical Center (HCMC) for uncompensated care provided by HCMC to Hennepin County residents who have no health insurance or are underinsured.*

<b>Department Description:</b>
--------------------------------

The payments to HCMC for uncompensated care are based on an agreement between the county and Hennepin Healthcare System, Inc. (HHS), a public subsidiary corporation of the county which operates HCMC.

<b>Budget Summary:</b>	<b>2012 Actual</b>	<b>2013 Budget</b>	<b>2014 Budget</b>
------------------------	--------------------	--------------------	--------------------

Budgeted Property Tax Requirement*	\$24,000,000	\$24,000,000	\$22,000,000
Other Taxes			
Federal			
State			
Local			
Investment Earnings			
Fees for Services			
Fines and Forfeitures			
Licenses and Permits			
Bond Proceeds			
Other Revenue			
Total Revenues	<b>\$24,000,000</b>	<b>\$24,000,000</b>	<b>\$22,000,000</b>
Personal Services			
Commodities			
Services	24,000,000	24,000,000	22,000,000
Capital Outlay			
Other Charges			
Total Expenditures	<b>\$24,000,000</b>	<b>\$24,000,000</b>	<b>\$22,000,000</b>

*\*Reflects the adjusted property tax requirement budget, not actual property tax collection.*

Budgeted Positions (Full-time Equivalents)	-	-	-
--	---	---	---



## Hennepin County

### HCMC Intergovernmental Transfers

Health

**2014 BUDGET**

Adopted

**Mission:**

*This cost center is used to account for intergovernmental transfers between the county and Hennepin County Medical Center (HCMC) and the Minnesota Department of Human Services (DHS).*

<b>Department Description:</b>
--------------------------------

This cost center is used primarily to account for voluntary intergovernmental transfers made between the county, HCMC, and DHS pursuant to Minnesota Statutes sections 256B.196 and 256B.197. In addition, county payments to HCMC for examinations made by the Sexual Assault Resource Service (SARS) program at HCMC are accounted for and budgeted in this center. The county in which the sexual assault occurred is required by Minnesota Statutes section 609.35 to pay for forensic examinations of sexual assault victims.

<b>Budget Summary:</b>	<b>2012 Actual</b>	<b>2013 Budget</b>	<b>2014 Budget</b>
------------------------	--------------------	--------------------	--------------------

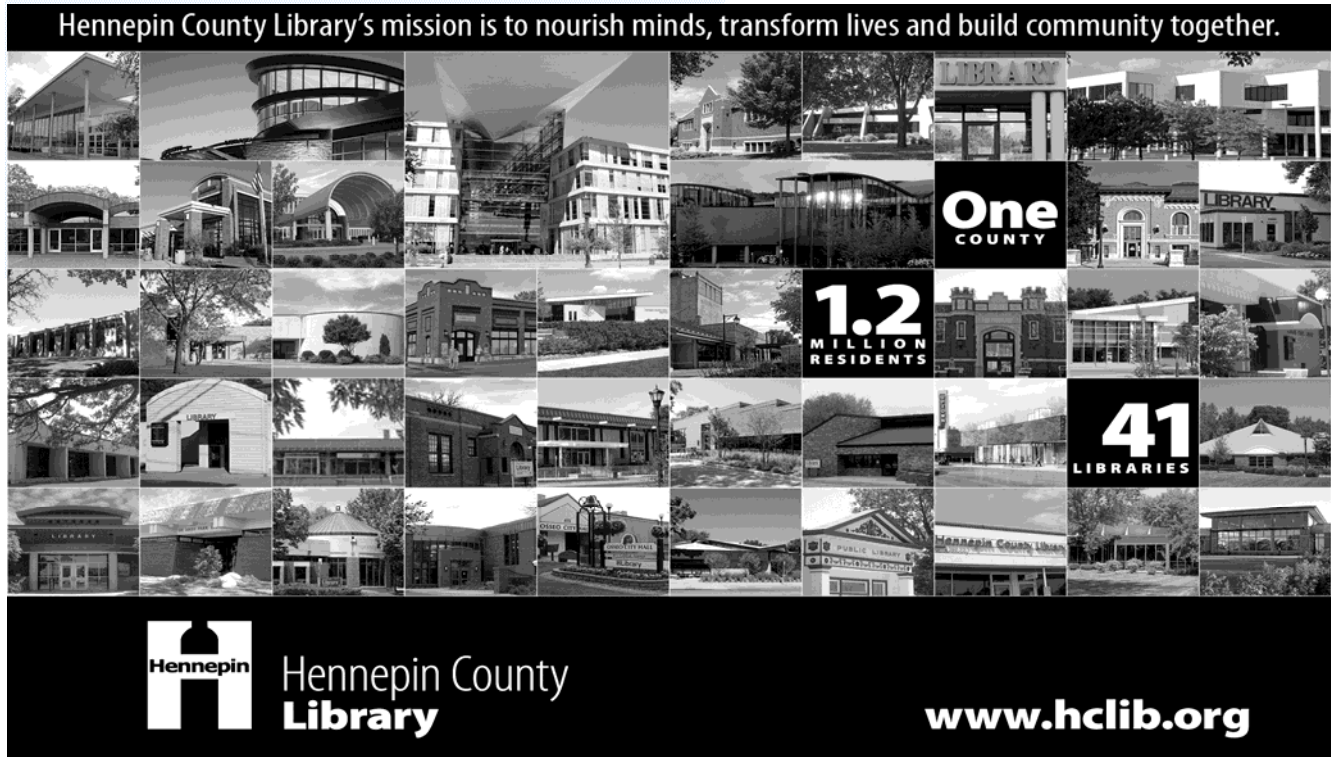
	2012 Actual	2013 Budget	2014 Budget
Budgeted Property Tax Requirement*	\$775,000	\$759,500	\$759,500
Other Taxes			
Federal			
State	12,013,076	18,575,000	18,575,000
Local	21,939,479	20,650,000	20,650,000
Investment Earnings			
Fees for Services			
Fines and Forfeitures			
Licenses and Permits			
Bond Proceeds			
Other Revenue			
Total Revenues	<b>\$34,727,555</b>	<b>\$39,984,500</b>	<b>\$39,984,500</b>
Personal Services			
Commodities			
Services	34,696,605	39,984,500	39,984,500
Capital Outlay			
Other Charges			
Total Expenditures	<b>\$34,696,605</b>	<b>\$39,984,500</b>	<b>\$39,984,500</b>

*\*Reflects the adjusted property tax requirement budget, not actual property tax collection.*

Budgeted Positions (Full-time Equivalents)	-	-	-
--	---	---	---

**Major Program: Libraries**

- Library
- Law Library



**Program Description:**

The Libraries program is comprised of two departments that provide library services to Hennepin County citizens: 1) the county's award winning public library system which is comprised of 41 library locations, a substantial on-line presence and additional outreach services located throughout the county, and 2) the Law Library, which prior to 2014 was included as part of the Public Safety and Judiciary program, provides legal information services pursuant to Minnesota Statutes Chapter 134A to the judges, government officials, practicing attorneys and citizens from a location within the Hennepin County Government Center.

The Library Department comprises the total of the county's Library Fund; whereas the Law Library is a component of the County Revenue Fund.

**Program Budget Highlights:**

The Libraries program budget for 2014 is \$74.4 million, an increase of \$2.6 million, or 3.7%, over the 2013 Adjusted Budget of \$71.8 million. The Libraries program operates with 606.7 authorized FTE positions in 2014 which is 4.0 positions less than authorized for 2013.

**Library**

The Library budget for 2014 is \$72.8 million which is 3.7 percent higher than the 2013 budget of \$70.2 million. The Library will operate with 600.0 FTE positions which is 4.0 positions less than 2013.

**Law Library**

The Law Library budget for 2014 is \$1.6 million which is 1.3 percent higher than the 2013 budget. The Law Library will operate with 6.7 FTE positions for 2014; consistent with 2013.

# Hennepin County

## 2014 BUDGET

Adopted

Revenue and Expenditure Information:	2012 Actual	2013 Budget	2014 Budget
Budgeted Property Tax Requirement*	\$54,942,782	\$56,312,200	\$59,720,481
Other Taxes	22,334		
Federal	42,612		
State	3,116,852	1,250,600	1,136,600
Local	4,981,940	4,105,736	3,238,244
Investment Earnings	85,792	90,000	85,000
Fees and Services	1,235,958	1,275,000	1,250,000
Fines and Forfeitures	1,527,132	1,603,300	1,453,300
License and Permits			
Bond Proceeds			
Other Revenue	3,143,581	7,129,516	7,565,300
<b>Total Revenues</b>	<b>\$69,098,984</b>	<b>\$71,766,352</b>	<b>\$74,448,925</b>

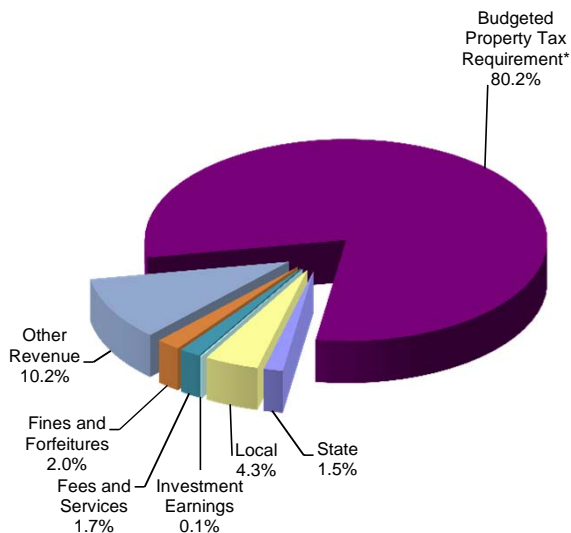
Personal Services	\$40,332,203	\$43,598,966	\$42,874,476
Commodities	695,976	856,475	1,048,775
Services	20,802,501	21,198,291	23,644,269
Public Aid			
Capital Outlay	5,883,944	5,276,640	6,081,340
Other Charges	472,541	835,980	800,065
<b>Total Expenditures</b>	<b>\$68,187,165</b>	<b>\$71,766,352</b>	<b>\$74,448,925</b>

\*Reflects the adjusted property tax requirement budget, not actual property tax collections.

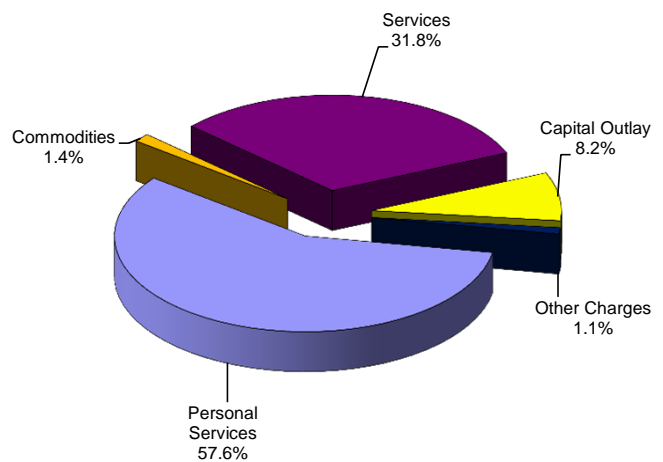
<b>Budgeted Positions (Full-time Equivalents)</b>	<b>617.7</b>	<b>610.7</b>	<b>606.7</b>
---	--------------	--------------	--------------

### Revenue and Expenditure Comparison:

**2014 Revenue**



**2014 Expenditures**



#### Revenue Highlights:

Budgeted 2014 revenues for the Libraries program total 74.5 million; a \$2.7 million increase (5.8 percent) over the 2013 adjusted budget of \$71.8 million. The 2013 operating budget is funded with \$59.7 million (80.2 percent) property taxes, \$4.4 million (5.8 percent) with funding from the City of Minneapolis and the State of Minnesota, \$4.0 million (5.4 percent) through the use of Library fund balance, and \$6.4 million (8.6 percent) with other revenues.

#### Property Tax Revenues

The budgeted property tax amount of \$59.7 million for 2014 is 5.7 percent more than the adjusted 2013 budget amount of \$56.4 million. The Property Tax revenues for both the Library Department of 59.3 million (an increase of 5.7 percent over 2013) and the Law Library of \$420,000 (an increase of 10.9 percent over 2013) are increasing mainly due to cost of living and merit increases for personnel.

#### State Revenues

All State Revenues are related to the Library Department. Budgeted 2014 revenues from the State of Minnesota are estimated at \$1.1 million, a decrease of \$114,000, from \$1.2 million budgeted in 2013. The \$114,000 decrease is due to a reduction in the Metropolitan Library Service Agency (MELSA) formula.

#### Local Revenues

All Local Revenues are related to the Library Department and are received from the City of Minneapolis. As part of the library merger agreement, the City of Minneapolis agreed to provide transition funding to provide support for operating expenses and to open the previously shuttered Roosevelt, Webber Park and Southeast libraries. The transition and "shuttered" funding support will gradually phase out ending in 2017 and 2015, respectively. For 2014, the city will contribute approximately \$3.2 million per the agreement, a \$867,000 reduction from the 2013 contribution. The county has assumed operational responsibility and debt financing for the Central Library parking ramp, however the city will retire the outstanding debt for the library component.

#### Fees and Services

Fees and Services revenue is almost exclusively related to the Law Library. This revenue stream is 74.1 percent of all 2014 Law Library revenues and is comprised of two major sources: court fees charges to convicted defendants per State Statute and attorney access subscriptions to the Law Library. Total Fees and Services revenue for 2014 is \$1.3 million; constant with the 2013 budget.

#### Fines and Forfeitures

Revenue from fines is estimated at \$1.5 million in 2014; down slightly from the 2013 budget of \$1.6 million but consistent with 2012 actual receipts. Both the Library Department and Law Library receive fine and forfeiture revenues with both experiencing flat or slightly declining fine and forfeiture revenues due to the gradual migration to electronic collections and data access.

#### Other Revenue

Other Revenue is mostly related to the Library Department and includes the following:

Budgeted 2014 transfers from Ballpark Sales Tax collections are estimated at \$2.2 million, up \$200,000 from \$2.0 million budgeted in 2013. This revenue supplements library hours across the library system.

Budgeted Contributions and Donations are estimated at \$900,000; up \$230,000 from 2013 due to improved predictability of donations. The majority of contributions and donations are received from the Friends of Hennepin County Library.

Budgeted use of Library fund balance is \$4.0 million in 2014; a \$100,000 increase over the 2013 budget amount of \$3.9 million. In 2012, use of fund balance was budgeted at \$2.4 million; however, actual use was \$0.

# Hennepin County

## 2014 BUDGET

Adopted

Department Expenditure Summary:	2012 Actual	2013 Budget	2014 Budget
Library	\$66,648,516	\$70,139,701	\$72,801,434
Law Library	1,538,649	1,626,651	1,647,491
Total Expenditures	<b>\$68,187,165</b>	<b>\$71,766,352</b>	<b>\$74,448,925</b>

<b>Program Highlights by Department:</b>
--

**Library:**

Residents continue to use Hennepin County Library services in person, online and in the community. The Library has more than 867,000 active library card holders. In 2013, the Library had 5.6 million visits to its 41 locations, 15.8 million items checked out, and 2.4 million computer sessions on more than 1,900 public computers. The Library had 19.5 million visits to its website ([www.hclib.org](http://www.hclib.org)) and 1.1 million downloads of digital books, music and movies. HCL was one of just six library systems in North America to exceed 1 million digital downloads in 2013. Approximately 210,000 adults, teens and children attended library-sponsored events in 2013 and more than 1,400 Library volunteers contributed an estimated 85,000 hours of service.

In 2013, the Library completed its review of open hours and added 249 open hours per week throughout the library system, effective Jan. 5, 2014. With this increase, Hennepin County Libraries are open over 2,000 hours per week.

Twenty-six Hennepin County libraries completed a smooth transition from the Dewey Decimal to Library of Congress classification, bringing all locations under the same system to create process efficiencies and cost savings.

Building upgrades and renovations were completed at Augsburg Park, Champlin, Rockford Road and Roosevelt libraries. Improvements included early learning spaces, workflow enhancements, more open floor plans, better sightlines, and furniture and carpet replacements.

In 2013, a Best Buy Teen Tech Center opened at Minneapolis Central Library. Construction continued on the new Walker Library, which will open in spring 2014. Ground was broken for the new Excelsior Library, and the schematic design was approved for the new Brooklyn Park Library.

Hennepin County Library furthered the role of Community Advisory Committees in helping to develop library services in new buildings. The Library also worked to enhance services it currently provides to students, seniors and readers, and continued its work to align Homework Help, a free tutoring program for K-12 students, with Hennepin County's A-GRAD project to increase graduation rates across the county.

In 2014, the Library will be developing the Library Services Strategy for services and staffing. The Library is completing a website and catalog redesign; finalizing the Library Capital Plan; reinvesting in collection and increasing circulation and reserve limits; investing in mobile and emerging technologies for staff and patrons; and implementing process improvements in materials handling. The Library will continue to support the demands of a 21st-century library: digital inclusion, changes in publishing and changing patron demand through innovation and engagement.

**Law Library:**

As part of the county's business alignment strategy, the Law Library and Hennepin County Library are interacting and collaborating closely. Access to online legal information is a critical part of legal research. To improve patron access to a variety of online databases, the Law Library implemented Research Pro, a federated search engine that searches many databases at once – legal, general interest, news, books and more.

Another tool for improving online access to legal information that was implemented is WebBridge. WebBridge expands the search beyond the Law Library's catalog, searching other databases for additional articles on specific subjects. The Law Library also upgraded the content available under its Westlaw contract, providing increased online access to Minnesota trial court orders, nationwide forms, and labor arbitration materials. The Law Library continues to explore additional ways to improve access to legal information for library patrons and the county.

Budgeted Positions:	2012 Actual	2013 Budget	2014 Budget
Library	611.0	604.0	600.0
Law Library	6.7	6.7	6.7
Total Full Time Equivalent (FTE)	<b>617.7</b>	<b>610.7</b>	<b>606.7</b>

# Hennepin County

**Library  
Libraries**

**2014 BUDGET  
Adopted**

**Mission:**

*Hennepin County Library's mission is to nourish minds, transform lives and build community together.*

<b>Department Description:</b>
--------------------------------

Forty-one libraries. One great system serving 1.2 million residents of Hennepin County. We envision a Hennepin County where library services ensure every person has the opportunity and resources to read, graduate, engage, work and learn.

Budget Summary:	2012 Actual	2013 Budget	2014 Budget
Budgeted Property Tax Requirement*	\$54,560,587	\$55,937,649	\$59,300,090
Other Taxes	22,334		
Federal	42,612		
State	3,116,852	1,250,600	1,136,600
Local	4,981,940	4,105,736	3,238,244
Investment Earnings	85,792	90,000	85,000
Fees for Services	26,396	30,000	30,000
Fines and Forfeitures	1,526,362	1,600,000	1,450,000
Licenses and Permits			
Bond Proceeds			
Other Revenue	3,138,954	7,125,716	7,561,500
Total Revenues	<b>\$67,501,829</b>	<b>\$70,139,701</b>	<b>\$72,801,434</b>
Personal Services	\$39,791,680	\$42,996,005	\$42,249,675
Commodities	692,212	845,875	1,040,175
Services	20,606,382	20,941,291	23,388,269
Public Aid			
Capital Outlay	5,099,176	4,541,550	5,346,250
Other Charges	459,066	814,980	777,065
Total Expenditures	<b>\$66,648,516</b>	<b>\$70,139,701</b>	<b>\$72,801,434</b>

*\*Reflects the adjusted property tax requirement budget, not actual property tax collection.*

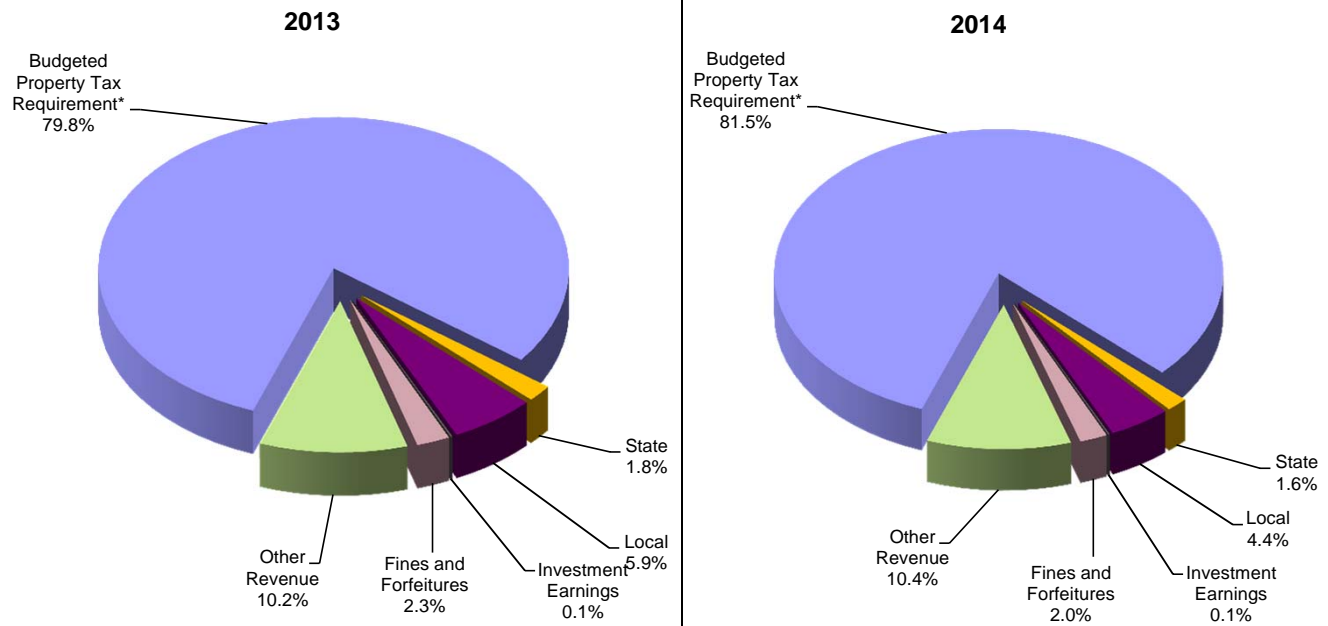
Budgeted Positions (Full-time Equivalents)	<b>611.0</b>	<b>604.0</b>	<b>600.0</b>
--	--------------	--------------	--------------

# Hennepin County

**Library  
Libraries**

**2014 BUDGET  
Adopted**

## Revenue Comparison:



## Division Budgets:

	2012 Actual	2013 Budget	2014 Budget
Administration	\$2,621,714	\$2,512,231	\$2,365,467
System Services	664,756	787,784	1,623,561
Operations	3,283,215	4,569,705	3,729,205
Resource Services	19,599,813	20,385,212	23,523,786
Circulation and Local/Specialized Services	40,479,017	41,884,769	41,559,415
Total Expenditures	\$66,648,515	\$70,139,701	\$72,801,434

## Key Results:

	2012	2013 Est.	2014 Est.
Number of circulated items	16,600,000	15,800,000	16,000,000
Visits to Library	5,400,000	5,600,000	6,000,000
Visits to Library Website	21,077,417	19,500,000	20,000,000
Downloaded books, movies, and music	756,395	1,100,000	1,300,000
Percent of circulation using express checkout	85%	85%	85%
Volunteer hours supplementing service	100,000	85,000	100,000

## Additional Resources:

The Library's website ([www.hclib.org](http://www.hclib.org)) provides additional information about the Library, including the Library Board and the Friends of the Hennepin County Library. The Friends of HCL website is [www.supporthclib.org](http://www.supporthclib.org). Through the Library's website, the community can browse the catalog, reserve books, pay fines, reserve meeting rooms, and view and register for events and classes.

# Hennepin County

**Law Library**  
Libraries

**2014 BUDGET**  
Adopted

**Mission:**

*To provide legal information service pursuant to Minnesota Statutes Chapter 134A to the judges, government officials, practicing attorneys, and citizens of Hennepin County.*

**Department Description:**

The Law Library provides the legal information that citizens and practicing attorneys need in order to have meaningful access to the courts. The Law Library contains a print collection of legal materials, and it provides in-house access to online subscription databases that allow searching of case law and statutes. Reference assistance is provided by professional law librarians.

Budget Summary:	2012 Actual	2013 Budget	2014 Budget
Budgeted Property Tax Requirement*	\$382,195	\$374,551	\$420,391
Other Taxes			
Federal			
State			
Local			
Investment Earnings			
Fees for Services	1,209,562	1,245,000	1,220,000
Fines and Forfeitures	770	3,300	3,300
Licenses and Permits			
Bond Proceeds			
Other Revenue	4,627	3,800	3,800
Total Revenues	<b>\$1,597,155</b>	<b>\$1,626,651</b>	<b>\$1,647,491</b>
Personal Services	\$540,523	\$602,961	\$624,801
Commodities	3,764	10,600	8,600
Services	196,119	257,000	256,000
Capital Outlay	784,768	735,090	735,090
Other Charges	13,475	21,000	23,000
Total Expenditures	<b>\$1,538,649</b>	<b>\$1,626,651</b>	<b>\$1,647,491</b>

*\*Reflects the adjusted property tax requirement budget, not actual property tax collection.*

Budgeted Positions (Full-time Equivalents)	<b>6.7</b>	<b>6.7</b>	<b>6.7</b>
--	------------	------------	------------

Key Results:	2012	2013 Est.	2014 Est.
Number of people entering the Law Library	31,300	31,000	31,000
Number of email reference questions answered	2,300	2,400	2,500
Number of in-person and telephone reference and informational questions answered	10,100	10,000	10,000
Number of transactional searches performed on public Westlaw computers	22,800	23,000	23,000

**Additional Resources:**

Hennepin County Law Library  
C-2451 Government Center  
300 S. Sixth St.  
Minneapolis, MN 55487  
Phone: (612) 348-3022  
Website: [www.hclaw.co.hennepin.mn.us](http://www.hclaw.co.hennepin.mn.us)



#### Major Program: Human Services

##### Mission:

Human Services and Public Health Department's mission is to "strengthen individuals, families and communities by increasing safety and stability, promoting self-reliance and livable income, and improving the health of our communities."



Healthcare for the Homeless



Better Lives, Stronger Communities

#### Program Description:

The Human Services and Public Health Department (HSPHD) consists of a number of focused but flexible service areas, common internal support systems and cross-department integrated initiatives all working together to build better lives and stronger communities for the individuals, families and communities of Hennepin County.

To meet the mission, the department's focus is on four goals:

1. Protect children and vulnerable adults,
2. Support communities and families in raising children who develop to their fullest potential,
3. Assure that all people's basic needs are met, and
4. Build self-reliant communities and individuals.

#### Program Highlights:

The Human Services and Public Health 2014 budget is \$473.3 million an increase of 2.9 percent or \$13.4 million when compared to the adjusted 2013 budget of \$459.9 million.

The program will operate with 2,857.0 FTEs, flat when compared to the 2013 adjusted budget of 2,856.8 FTEs.

A new business alignment structure was implemented by the county in 2013. The county's public health function, as part of the health line of business continues to be integrated with the Human Services budget.

The Human Services and Public Health Department (HSPHD) touches one in four people in the county. In addition to financial, medical and training and employment programs, the department collects child support, provides services to people who are disabled, provides aid to the elderly, inspects restaurants, works with communities to reduce chronic disease, investigates disease outbreaks and protects our most vulnerable populations of children and adults.

HSPHD is locating offices where clients live and work in the community. October 1, 2013 marked the first anniversary of the flagship Norwest Family Service Center in Brooklyn Center. Regional offices are key to better services for clients and building sustaining relationships with partners. These sites provide more client accessibility and allows the department to partner with a broader range of agencies leveraging its strengths and services. In 2014, the department will open four additional hub offices in Bloomington, Hopkins, near north Minneapolis and a renovated Health Services Building in downtown Minneapolis.

Through the Client Service Delivery Model (CSDM) the department is integrating its services for better client outcomes. Using the CSDM, the department can deliver services appropriate to the scope, length and intensity required to meet the safety and stability needs of a family or individual.

In 2013, the Minnesota Legislature established MNsure as Minnesota's Health Exchange Network and the Hennepin County Board authorized staffing and budgetary increases to HSPHD to be prepared for the surge in clients as Medical Assistance eligibility expands in 2014. MNsure's expansion of MA and conversion of many current MinnesotaCare clients to MA will result in significant additional MA cases for the department.

The legislature also increased the county portion of costs for State Operated Services for people committed to the Anoka and St. Peter Residential Treatment Services.

# Hennepin County

## 2014 BUDGET

### Adopted

Most of the department's core service numbers are up. Compared to 2008, when the recession began:

Food Support has grown 72 percent to nearly 140,00 individuals.

Approximately 28 percent more people are enrolled in public health care programs today - 205,000 people compared to 160,000 in 2008.

Demand for family shelter use is up 67 percent. In 2008, the department provided family shelter to fewer than 3,700 individuals. In 2013, family shelter was provided to more than 6,000.

In addition, the department is processing more claims in their Veterans' Service office. In 2008, 1,259 claims were processed compared to 1,994 in 2012. The increase correlates with the demobilization of National Guard members from Iraq and Afghanistan.

Other program highlights include:

Top 51- an intensive two-year pilot project aimed at getting long-time, single adult shelter users who typically have been homeless for 7 to 14 years into stable housing, the results look very promising. By focusing on the most frequent users of emergency shelters, Hennepin is saving dollars and improving lives.

HSPHD Contract Management is collaborating with the Twin Cities United Way to explore how we can improve effectiveness and efficiency across commonly funded jobs-and-training service providers. By streamlining activities and improving performance measures and metrics both organizations can be more effective.

The teen birthrate in Hennepin County has declined 40 percent in five years, outpacing state and national declines. HSPHD's Better Together Hennepin; Healthy Communities, Healthy Youth - aimed at preventing teen pregnancy - reached more than 4,000 young people in 2013. The initiative partnered with more than 30 schools, 18 clinics and multiple community-based agencies to provide young people the key supports they need to wait until they are adults to become parents.

A pilot project begun in 2012 to connect all minor parents on Minnesota Family Investment Program (MFIP) with a Public Health Nurse (PHN) has now expanded county wide. With PHN's supporting teen parents on MFIP who remain in school, there is continual support for delaying a second pregnancy.

# Hennepin County

## 2014 BUDGET

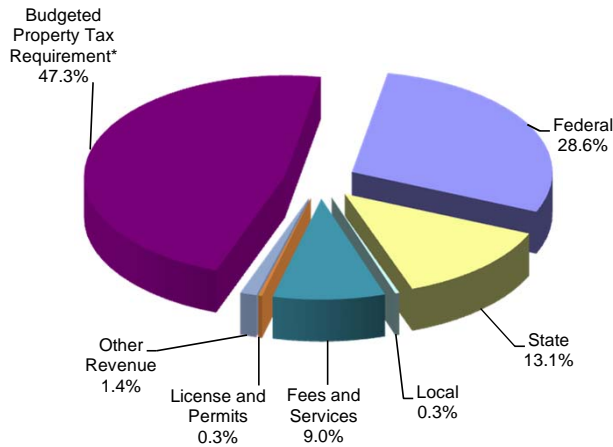
Adopted

Revenue and Expenditure Information:	2012 Actual	2013 Budget	2014 Budget
Budgeted Property Tax Requirement*	\$202,158,752	\$209,550,345	\$223,928,641
Other Taxes	77,438		
Federal	126,651,425	134,848,991	135,336,964
State	49,720,021	53,239,750	61,937,222
Local	1,928,849	611,000	1,566,000
Investment Earnings			
Fees and Services	45,014,168	52,502,598	42,657,484
Fines and Forfeitures			
License and Permits	1,308,339	1,500,000	1,500,000
Bond Proceeds			
Other Revenue	5,476,910	7,624,000	6,372,000
<b>Total Revenues</b>	<b>\$432,335,902</b>	<b>\$459,876,684</b>	<b>\$473,298,311</b>
Personal Services	\$225,405,531	\$231,960,899	\$235,790,938
Commodities	1,970,530	2,165,000	2,198,500
Services	32,760,382	38,837,338	42,597,293
Public Aid	171,773,072	172,349,447	178,566,580
Capital Outlay	90,765	10,000	10,000
Other Charges	9,096,444	14,554,000	14,135,000
<b>Total Expenditures</b>	<b>\$441,096,724</b>	<b>\$459,876,684</b>	<b>\$473,298,311</b>

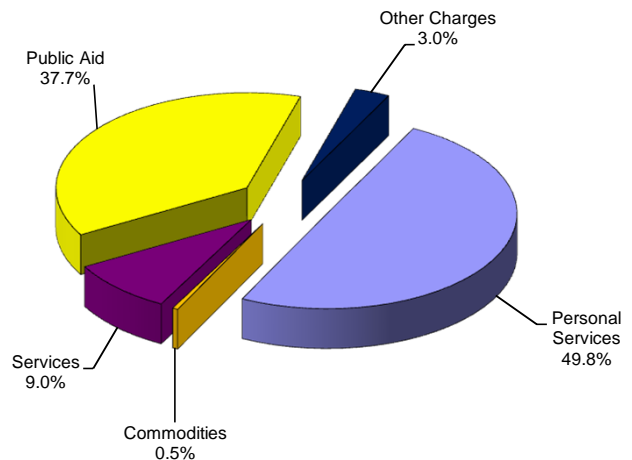
\*Reflects the adjusted property tax requirement budget, not actual property tax collections.

### Revenue and Expenditure Comparison:

**2014 Revenue**



**2014 Expenditures**



#### Revenue Highlights:

Budgeted 2014 revenues for the Human Services program total \$473,298,311, an increase of \$13.4 million or 2.9 percent from the 2013 adjusted budget of \$459,876,684. The following summary compares revenue by major category in 2013 and 2014.

#### Property Tax Revenues

County property tax support totals \$223.9 million for 2014, an increase of \$14.4 million from the 2013 adjusted budget of \$209.6 million. The increase is primarily driven by an increase in the county portion of costs for State Operated Services for people committed to the Anoka and St. Peter Regional Treatment Services ; increased costs for employee salaries; and increased costs related to opening regional offices, including four hubs and various satellites.

Property tax support accounts for 47.3 percent of the Human Services program's estimated revenues up from 45.6 percent in 2013.

#### Federal Revenues

Federal revenue sources, estimated at \$135.3 million are up slightly compared to the 2013 adjusted budget of \$134.8 million.

Federal revenues consist primarily of reimbursements for the administrative costs of human services programs including financial, medical, and training and employment programs. The reimbursements are based upon the county's costs as well as federal rates. In 2014, the Human Services program will receive approximately \$45.3 million in federal reimbursement for the administrative costs of the Temporary Assistance for Needy Families (TANF), supplemental nutrition aid and medical assistance programs. The TANF program is administered within Minnesota as the Minnesota Family Investment Program, or MFIP.

The federal portion of the 2014 revenue budget accounts for approximately 28.6 percent of the Human Services program revenue, compared to 29.3 percent in 2013.

#### State Revenues

State monies are used to fund human services programs, training and employment programs, and financial and medical assistance programs. In 2014, revenues from the state make up 13.1 percent of total Human Services program revenue. Revenues from the State of Minnesota to Hennepin County are estimated at \$61.9 million, an increase of \$8.7 million when compared to the 2013 adjusted budget of \$53.2 million. The \$8.7 million increase is due to the reclassification of assessment and waived screening revenue which was shown in the Fees and Services category in 2013.

#### Local Grants

Local grant revenue comes from private parties, nonprofit institutions, local governments, and private foundations. In 2014, local grants are budgeted at \$1.6 million.

#### Fees and Services

A major portion of fee revenue is payments from third party payors and state and federal reimbursements for patient fees and services. Revenues from fees charged for services are estimated at \$42.7 million for 2014, a decrease of \$9.8 million from the budget of \$52.5 million in 2013. The decrease is due to assessment and waived screening revenue being transferred to the state revenue category.

#### Other Revenues

Other revenues account for less than 1.0 percent of total revenue. Licenses, permits and interdepartmental payments account for the majority of revenues in this category.

**Fund Balance** To reduce the tax levy for 2014, the budget includes a planned use of fund balance.

# Hennepin County

## 2014 BUDGET

Adopted

Department Expenditure Summary:	2012 Actual	2013 Budget	2014 Budget
HSPHD Hennepin Health	531,705	521,662	426,422
Better Together Hennepin		4,894,125	4,977,418
Public Health	35,866,737	39,659,029	41,487,820
Children and Family Services	82,499,502	81,545,610	89,210,123
Eligibility and Child Support	117,232,075	131,404,135	135,143,413
Assessment and Case Management	119,437,106	118,344,617	120,342,672
Administrative and Community Based Services	31,356,770	33,683,980	31,803,815
Veterans' Services	874,867	954,159	992,790
Internal Services	53,297,962	48,869,367	48,913,838
Total Expenditures	<b>\$441,096,724</b>	<b>\$459,876,684</b>	<b>\$473,298,311</b>

Budgeted Positions:	2012 Budget	2013 Budget	2014 Budget
Full Time Equivalents (FTEs)	2,722.5	2,856.8	2,857.0

Key Results:	2012	2013 Est.	2014 Est.
Percent of children in open IV-D cases, born out of wedlock, with paternity established	99.7%	99.8%	100.0%
Number of cases of children in open IV-D cases, born out of wedlock, with paternity established	42,826	43,370	43,442
Percent of health care program applications processed in less than 60 days	78.0%	76.0%	76.0%
Number of health care program applications processed in less than 60 days	151,704	163,213	163,213
Percent of cash applications processed in less than 45 days	82%	79%	79%
Number of cash applications processed in less than 45 days	51,696	53,135	53,135
Number of cash reinstatements	29,503	28,013	28,013
Number of households served by Family Homelessness Prevention and Assistance Program	2,300	1,888	1,396
Annualized work participation rate for MFIP clients	38.3%	37.4%	50.0%

**Additional Resources:**  
 Additional information about the Human Services and Public Health Department and its services is available at the Hennepin County website: [www.hennepin.us](http://www.hennepin.us)


# Hennepin County

2014 BUDGET

Adopted

## Major Program: General Government

- Commissioners
- County Administration
- Budget and Finance
- Research, Planning & Development
- Information Technology
- Taxpayer Services
- County Assessor
- Examiner of Titles
- Human Resources
- Public Affairs
- Internal Audit
- General County Purposes
- Debt Retirement
- Ballpark Sales Tax Revenue Programs
- Employee Health Plan Self Insurance
- Self Insurance Fund



Information Technology e-Gov initiatives



Hennepin University Partnership

## Program Description:

The General Government program encompasses the policy making, administrative support and staff services necessary for the efficient and effective management of county programs. The Board of Commissioners, as the elected governing body of the county, establishes policies and programs, approves the annual budget, and appoints key officials. The County Administrator is responsible for advising the County Board and implementing approved policies and programs. The General Government departments include activities in the County Revenue Fund, the Debt Retirement Fund and Internal Services Funds.

## Program Budget Highlights:

The General Government Program's 2014 budget (excluding Debt Retirement and Ballpark Sales Tax Revenue Programs) is \$114.2 million, a decrease of \$3.9 million (3.3 percent) from the 2013 adjusted budget of \$118.1 million. In 2014, the General Government program will operate with 923.8 full-time equivalent (FTE) positions, a net increase of 16.4 FTEs from the 2013 adjusted budget.

Highlights from the 2013 General Government Budget are outlined below. Note that narrative discussions regarding Debt Retirement and Ballpark Sales Tax Revenue activity are provided in separate sections of this document.

### Information Technology (IT)

The county's IT Department includes activities in the County Revenue Fund and two internal service funds. The County Revenue Fund consists of three divisions, General Government, approximately \$3.6 million, Hennepin Justice Integration, approximately \$3.3 million and Graphic Information Services (GIS) of approximately \$1.5 million and a total of 41.9 FTEs. The internal service funds include the IT Operations Fund with a budget of \$72.3 million and 258.0 FTEs, and the Central Services Internal Services Fund with a budget of \$6.7 million and 23.0 FTEs. In total, the 2014 authorized staffing complement for IT is 322.9 FTEs, an increase of 7.4 FTEs from the 2013 adjusted budget. This is due to several initiatives prioritized for 2014.

Initiatives in 2014 consist of several e-Gov initiatives: consolidating and upgrading enterprise applications, developing partnerships with public agencies for Community Connectivity of fiber optics, addressing Payment Card Industry (PCI) standards through an enterprise delivery system, and a variety of other projects aligning with countywide IT direction.

### Property Services

The Property Services Department was moved from the General Government business line into Public Works for 2014.

### General County Purposes

Unallocated Appropriations (contingency) is reduced by \$4.5 million from the adjusted 2013. The Hennepin University Partnership was added to the General County Purposes Budget in 2014. The Hennepin University Partnership includes research around local government policies and practices, community-based research, sharing of academic and practitioner expertise, and working with students who seek to apply their academic learning in a real world setting.

**2014 BUDGET**

**Adopted**

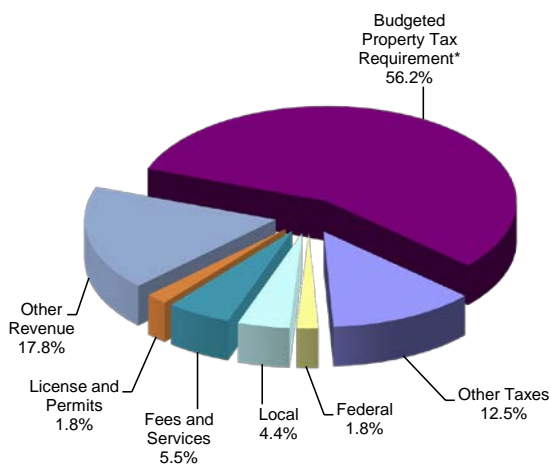
<b>Revenue and Expenditure Information:</b>	<b>2012 Actual</b>	<b>2013 Budget</b>	<b>2014 Budget</b>
Budgeted Property Tax Requirement*	\$161,899,678	\$158,875,776	\$157,948,537
Other Taxes	33,420,924	32,400,000	35,000,000
Federal	4,696,124	5,883,554	5,174,703
State	191,330	88,000	110,835
Local	11,817,628	11,918,733	12,385,539
Investment Earnings	5,548	200,000	
Fees and Services	16,336,305	15,624,032	15,377,850
Fines and Forfeitures			
License and Permits	4,201,290	4,487,662	5,171,000
Bond Proceeds		23,130,000	
Other Revenue	\$34,467,146	\$51,375,623	\$50,015,576
<b>Total Revenues</b>	<b>\$267,035,973</b>	<b>\$303,983,380</b>	<b>\$281,184,040</b>
Personal Services	\$57,974,582	\$56,538,143	\$59,916,736
Commodities	1,572,531	1,236,414	643,841
Services	30,379,449	35,128,253	38,317,020
Public Aid			500
Capital Outlay	127,095	5,016,061	17,901
Other Charges	\$159,587,144	\$206,064,509	\$182,288,042
<b>Total Expenditures</b>	<b>\$249,640,801</b>	<b>\$303,983,380</b>	<b>\$281,184,040</b>

\*Reflects the adjusted property tax requirement budget, not actual property tax collections.

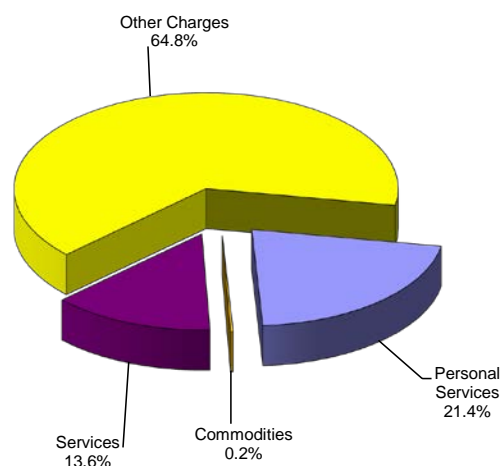
<b>Budgeted Positions (Full-time Equivalents)</b>	<b>899.9</b>	<b>907.4</b>	<b>923.8</b>
---	--------------	--------------	--------------

**Revenue and Expenditure Comparison:**

**2014 Revenue**



**2014 Expenditures**



**Revenue Highlights:**

General Government's budgeted 2014 revenues are \$281.2 million, a \$22.8 million (7.5%) decrease from the 2013 adjusted budget of \$304.0 million. Below are descriptions of the different revenues in the General Government program.

**Current Property Taxes**

General Government is largely comprised of policy, administrative and support services departments funded primarily through property tax assessments. There is limited availability for outside resources to fund the activities and functions of these departments other than property tax, debt or use of fund balance. Property taxes finance 56.2 percent of the 2014 General Government program.

**Federal**

2014 Federal revenue of \$5.2 million has decreased approximately \$709,000 from the 2013 budget. The change is mostly due to the \$837,000 reduction in federal grants for Emergency Management.

**Local**

Nearly all local revenue is budgeted in the Debt Retirement program. This primarily represents \$8.3 million that will be received from the Counties Transit Improvement Board (CTIB) for bonds issued by the county on behalf of CTIB to fund transit capital grants, as well as \$4.1 million from other entities for the purpose of paying debt service on county bonds for various purposes.

**Fees, Services, Licenses and Permits**

There is \$15.4 million of revenue budgeted in 2014 from fees charged for services. Fees and Services account for 5.5 percent of General Government's total revenues. Taxpayer Services and the Assessor's Office budget the majority of fees and services revenue for 2014.

Taxpayer Services estimates \$12.3 million will be generated in 2014 from service center activities, public records and its other divisions. These fees account for 80.2 percent of all General Government fee and service revenues. Specific 2014 Taxpayer Services revenues include:

- \$5.3 million in fees for recording Torrens and Abstract certificates that are reserved by state statute for specific document recording process improvements and technologies meant to improve customer service and decrease the time needed to record real estate documents. The Public Records Division anticipates an additional \$3.8 million for recording Torrens and Abstract certificates.
- \$1.3 million in revenues for the RecordEASE web product, which charges subscribers for online searches and images of real estate records.
- \$4.9 million from the county's seven service centers for motor vehicle, driver's, and business licenses.
- An additional \$1.1 million from the service centers from the sale of passports, passport photographs, and postage for special handling.

The County Assessor generates most of its revenues by charging jurisdictions for assessment services to recover costs. The 2014 County Assessor's budget includes approximately \$2.3 million in revenues for assessments provided to 24 jurisdictions within the county.

**Other Revenues**

Other Revenues, totaling \$50.0 million, make up 17.8 percent of General Government's 2014 revenue. This is a budget decrease of approximately \$1.4 million from the 2013 adjusted budget of \$51.4 million.

The 2014 Debt Retirement budget includes \$34.8 million in Other Revenues which includes \$30.6 million for ballpark debt service, \$2.0 million for the Energy Center improvements and \$0.2 million in revenues from Glen Lake Golf Course for debt service on bonds that finance improvements to the facility.

For Ballpark Sales Tax Revenue Programs, Other Taxes includes \$33.5 million in budgeted sales tax collections for 2014, a \$2.5 million increase over the 2013 budget. The sales tax is collected to provide for transfers of principal and interest payments on the sales tax revenue bonds issued to fund the county's contribution to the Twins baseball stadium and to fund other authorized uses.

Additional Other Revenues in General Government are generated by Public Affairs for broadcasting public meetings and providing services to other departments, Budget and Finance for investment services fees, Intergovernmental Relations for contract lobbying activities and for the Municipal Building Commission from sales of steam/energy, rent charges, and services that are provided to non-city and non-county customers.



**2014 BUDGET**

Adopted

<b>Department Expenditure Summary:</b>	<b>2012 Actual</b>	<b>2013 Budget</b>	<b>2014 Budget</b>
Commissioners	\$2,264,087	\$2,725,829	\$2,829,409
County Administration	2,675,438	3,188,854	3,166,257
Budget and Finance	12,010,998	14,003,748	14,265,325
Research, Planning & Development	2,335,987	2,601,539	2,551,842
Information Technology (excludes Internal Service Funds)	7,886,002	9,246,652	8,416,714
Taxpayer Services	25,621,994	34,038,051	33,540,866
County Assessor	3,813,653	4,093,501	4,687,804
Examiner of Titles	856,568	963,433	1,080,848
Human Resources	6,591,127	7,003,227	7,340,763
Public Affairs	2,171,603	2,195,885	2,238,130
Internal Audit	2,578,692	2,876,152	3,307,066
General County Purposes	23,173,046	35,179,552	30,812,298
Debt Retirement	122,841,775	149,688,997	129,453,518
Ballpark Sales Tax Revenue Programs	34,819,831	36,177,960	37,493,200
<b>Total Expenditures</b>	<b>\$249,640,801</b>	<b>\$303,983,380</b>	<b>\$281,184,040</b>

<b>Budgeted Positions:</b>	<b>2012 Actual</b>	<b>2013 Budget</b>	<b>2014 Budget</b>
Commissioners	25.0	25.0	25.0
County Administration	17.4	17.4	17.4
Budget and Finance	92.3	90.8	91.8
Research, Planning & Development	19.0	19.0	19.0
Information Technology	303.0	315.5	322.9
Taxpayer Services	278.1	274.6	274.6
County Assessor	39.0	39.0	41.0
Examiner of Titles	8.0	8.0	8.0
Human Resources	64.1	64.1	66.1
Public Affairs	17.5	17.5	17.5
Internal Audit	18.0	18.0	22.0
General County Purposes	7.0	7.0	7.0
Self Insurance (Internal Service Fund)	5.5	5.5	5.5
Debt Retirement			
Ballpark Sales Tax Revenue Programs			
Employee Health Plan Self Insurance (Internal Service Fund)	6.0	6.0	6.0
<b>Total Full Time Equivalent (FTE)</b>	<b>899.9</b>	<b>907.4</b>	<b>923.8</b>

# Hennepin County

**Commissioners**  
**General Government**

**2014 BUDGET**  
**Adopted**

**Mission:**

*The mission of Hennepin County is to enhance the health, safety and quality of life of our residents and communities in a respectful, efficient and fiscally responsible way.  
(Resolution 01-5-294A adopted May 7, 2002.)*

**Department Description:**

The county operates under the board of commissioners-administrator form of government. Policy making and legislative authority are vested in the Board of Commissioners which consists of seven members. Their legislative powers are conferred on them by general state statutes which apply to county governments and special statutes applying to Hennepin County (M.S. 383B). The board is elected to four-year overlapping terms on a non-partisan basis.

**Budget Summary:**

	2012 Actual	2013 Budget	2014 Budget
Budgeted Property Tax Requirement*	\$2,725,829	\$2,725,829	\$2,829,409
Other Taxes			
Federal			
State			
Local			
Investment Earnings			
Fees for Services			
Fines and Forfeitures			
Licenses and Permits			
Bond Proceeds			
Other Revenue			
Total Revenues	<b>\$2,725,829</b>	<b>\$2,725,829</b>	<b>\$2,829,409</b>
Personal Services	\$2,100,022	\$2,484,678	\$2,508,818
Commodities	17,662	26,137	26,502
Services	89,019	97,359	105,343
Public Aid			500
Capital Outlay		2,661	2,550
Other Charges	57,384	114,994	185,696
Total Expenditures	<b>\$2,264,087</b>	<b>\$2,725,829</b>	<b>\$2,829,409</b>
*Reflects the adjusted property tax requirement budget, not actual property tax collection.			
Budgeted Positions (Full-time Equivalents)	<b>25.0</b>	<b>25.0</b>	<b>25.0</b>

# Hennepin County

**County Administration**  
**General Government**

**2014 BUDGET**  
**Adopted**

**Mission:**

*The mission of Hennepin County Administration is to implement County Board policies and state statutes, to promote county interests with other governmental agencies, and to provide direction to departments to achieve the county's overarching goals.*

**Department Description:**

The County Board of Commissioners determines county policy. Administrative responsibility is delegated to the County Administrator. The other General Government departments result from statutory requirements or provide necessary management service functions. The departments further the county's vision statement as well as the accompanying overarching goals by directing, administering, planning, facilitating, assisting and coordinating the services and activities provided by all county departments. General Government departments include activities in the County Revenue Fund, the Debt Retirement Fund and Internal Services Funds.

**Budget Summary:**

	2012 Actual	2013 Budget	2014 Budget
Budgeted Property Tax Requirement*	\$2,544,211	\$2,848,927	\$2,868,757
Fees for Services	100,000		
Fines and Forfeitures			
Licenses and Permits			
Bond Proceeds			
Other Revenue	317,703	339,927	297,500
Total Revenues	<b>\$2,961,914</b>	<b>\$3,188,854</b>	<b>\$3,166,257</b>
Personal Services	\$1,933,671	\$2,148,830	\$2,142,006
Commodities	13,145	12,550	22,301
Services	687,798	981,014	938,814
Capital Outlay		3,000	3,951
Other Charges	40,824	43,460	59,185
Total Expenditures	<b>\$2,675,438</b>	<b>\$3,188,854</b>	<b>\$3,166,257</b>

*\*Reflects the adjusted property tax requirement budget, not actual property tax collection.*

Budgeted Positions (Full-time Equivalents)	17.4	17.4	17.4
--	------	------	------

**Division Budgets:**

	2012 Actual	2013 Budget	2014 Budget
County Administration	\$1,422,555	\$1,760,456	\$1,851,723
Labor Relations	671,197	712,730	718,638
Intergovernmental Relations	469,228	572,798	574,896
CJCC Administration	90,458	121,870	
Fatality Review	22,000	21,000	21,000
Total Expenditures	<b>\$2,675,438</b>	<b>\$3,188,854</b>	<b>\$3,166,257</b>

**Additional Resources:**

www.hennepin.us, search on "County Administration"

# Hennepin County

**Office of Budget and Finance**  
**General Government**

**2014 BUDGET**  
**Adopted**

**Mission:**

*To ensure sound credit conditions, working capital, and overall financial health within Hennepin County by supporting strategic objectives through leveraging technology, effective management of financial and human resource systems and services, as well as Hennepin County's commitment to equal opportunity and affirmative action, and diversity and inclusion.*

**Department Description:**

The Office of Budget and Finance (OBF) is organized into three divisions. The Finance, Budget Analysis & Accounting division performs budget preparation and analysis, revenue and expenditure forecasting, legislative analysis, treasury services, accounting, and payroll services. Additionally, OBF performs risk management in cooperation with the County Attorney's Office to monitor and control the financial and operational risk for Hennepin County. Purchasing and Contracting Services is responsible for most county purchasing tasks abiding by Minnesota State Statutes and Hennepin County's policies and procedures. The APEX Service Center provides production and user support for Hennepin County's PeopleSoft Enterprise Resource Planning (ERP) system.

**Budget Summary:**

	2012 Actual	2013 Budget	2014 Budget
Budgeted Property Tax Requirement*	\$12,743,630	\$13,296,748	\$13,583,725
Other Taxes			
Federal			
State			
Local			
Investment Earnings	2,641		
Fees for Services	532,804	670,000	630,000
Fines and Forfeitures			
Licenses and Permits			
Bond Proceeds			
Other Revenue	10,366	37,000	51,600
Total Revenues	<b>\$13,289,441</b>	<b>\$14,003,748</b>	<b>\$14,265,325</b>
Personal Services	\$8,060,798	\$9,163,963	\$9,368,583
Commodities	326,464	26,400	17,350
Services	3,634,015	4,340,147	4,459,462
Capital Outlay		2,000	1,000
Other Charges	(10,279)	471,238	418,930
Total Expenditures	<b>\$12,010,998</b>	<b>\$14,003,748</b>	<b>\$14,265,325</b>

*\*Reflects the adjusted property tax requirement budget, not actual property tax collection.*

Budgeted Positions (Full-time Equivalents)	<b>92.3</b>	<b>90.8</b>	<b>91.8</b>
--	-------------	-------------	-------------

**Division Budgets:**

	2012 Actual	2013 Budget	2014 Budget
Finance, Budget Analysis & Accounting	\$2,330,242	\$3,014,975	\$2,858,959
APEX Service Center	8,090,517	9,285,763	9,543,254
Purchasing & Contract Services	1,590,239	1,703,010	1,863,112
Total Expenditures	<b>\$12,010,998</b>	<b>\$14,003,748</b>	<b>\$14,265,325</b>

**Additional Resources:**

www.hennepin.us/budgetfinance  
 Budget documents - www.hennepin.us/hcbudget  
 Financial reports - www.hennepin.us/cafr

# Hennepin County

**Research, Planning and Development  
General Government**

**2014 BUDGET  
Adopted**

**Mission:**

*Our mission is to support and inform the county's public policy and practice through research, strategic management and initiative development.*

*Our vision is that the organization will have stronger decision making capacity and better outcomes through the services RPD provides.*

**Department Description:**

In 2014, this program will transition to a new name, the Center of Innovation and Excellence. The departmental focus will continue to include support to county departments in the areas of strategic planning, continuous improvement, performance measurement, and evaluation.

**Budget Summary:**

	2012 Actual	2013 Budget	2014 Budget
Budgeted Property Tax Requirement*	\$2,629,121	\$2,576,539	\$2,551,842
Other Taxes			
Federal			
State			
Local			
Investment Earnings			
Fees for Services			
Fines and Forfeitures			
Licenses and Permits			
Bond Proceeds			
Other Revenue	55,000	25,000	
Total Revenues	<b>\$2,684,121</b>	<b>\$2,601,539</b>	<b>\$2,551,842</b>
Personal Services	\$1,877,375	\$1,997,668	\$2,048,794
Commodities	20,691	16,000	14,300
Services	401,077	544,371	445,248
Capital Outlay			
Other Charges	36,844	43,500	43,500
Total Expenditures	<b>\$2,335,987</b>	<b>\$2,601,539</b>	<b>\$2,551,842</b>

*\*Reflects the adjusted property tax requirement budget, not actual property tax collection.*

Budgeted Positions (Full-time Equivalents)	19.0	19.0	19.0
--	------	------	------

**Significant Budget Changes:**

The 2014 budget reflects the transfer of the Office to End Homelessness program to the Human Services and Public Health Department.

**Additional Resources:**

www.hennepin.us

# Hennepin County

**Information Technology**  
**General Government**

**2014 BUDGET**  
**Adopted**

**Mission:**

*The Hennepin County Information Technology Community will deliver innovative, effective, and timely business-driven information technology solutions in a secure, reliable, accessible, and fiscally responsible manner.*

**Department Description:**

The Information Technology Department (IT) provides the computing and communications (voice and e-mail) infrastructure used for delivery of business applications throughout Hennepin County. It is also responsible for implementing and overseeing policy, procedures, and tools for ensuring information security. The department is organized into three major units: Office of the Chief Information Officer, Service Management and Compliance Division, and the Technology Management Services Division, all managed out of Fund 62, an internal service fund. Also under the umbrella of the Information Technology Department are the following areas managed in County Revenue Fund 10: General Government Development and Support, Hennepin Justice Integration, Mainframe Decommissioning, and Geographic Information Systems; and Central Services, Internal Service Fund 60. The Budget Summary section below represents information only for Technology Fund 10. The Budgeted Positions include all IT Funds.

**Budget Summary:**

	2012 Actual	2013 Budget	2014 Budget
Budgeted Property Tax Requirement*	\$8,407,340	\$8,246,652	\$8,416,714
Other Taxes			
Federal			
State			
Local			
Investment Earnings			
Fees for Services			
Fines and Forfeitures			
Licenses and Permits			
Bond Proceeds			
Other Revenue		1,000,000	
Total Revenues	<b>\$8,407,340</b>	<b>\$9,246,652</b>	<b>\$8,416,714</b>
Personal Services	\$4,396,121	\$4,401,040	\$5,055,719
Commodities	152,767	134,632	129,340
Services	3,290,587	4,685,730	3,154,455
Public Aid			
Capital Outlay			
Other Charges	46,527	25,250	77,200
Total Expenditures	<b>\$7,886,002</b>	<b>\$9,246,652</b>	<b>\$8,416,714</b>

*\*Reflects the adjusted property tax requirement budget, not actual property tax collection.*

Budgeted Positions (Full-time Equivalents)	<b>303.0</b>	<b>315.5</b>	<b>322.9</b>
--	--------------	--------------	--------------

# Hennepin County

**Information Technology**  
**General Government**

**2014 BUDGET**  
**Adopted**

**Significant Budget Changes:**

Information Technology (IT) has embarked upon a number of initiatives in previous years that will continue to impact 2014. In addition, new projects and services are expected to begin in 2014. Some of these efforts include:

(1) Microsoft productivity tools program - With the phase out of support for many current end user tools, funding was included in 2012 and 2013 for replacement of these tools, including email, intranet, desktop tools, and other user applications. Although the majority of the implementation of these applications is expected to be complete by the end of 2013, future phases/enhancements are expected to continue into 2014 as are the continuing support costs related to this program. The impact of this program is enterprise wide and is expected to

- (a) provide a single, unified technology stack of productivity tools,
- (b) enhance collaboration and knowledge sharing,
- (c) replace Office 2003, Windows XP, Lotus Notes and intranet products with newer Microsoft products that better meet the county's needs, and
- (d) provide better support because of higher availability of skilled resources in these recent technologies.

(2) E-gov - The county continues to work with county lines of business on use of e-government technology within its service offerings as the county aims to meet citizen expectations for speed, convenience, and transparency in their everyday interaction with the county. This effort involves creation of e-forms and also efforts such as address cleansing within the Geographical Information Service area. This infrastructure supports annually requested and prioritized projects such as a Hennepin.us redesign, purchasing vendor portal program, online scheduling for the Sentence To Serve project, Hennepin Health specialized housing, among others. E-government initiatives are eventually anticipated to reduce expenses, minimize risk, and eliminate inefficiency and redundancy in handling information for citizens and business partners in multiple systems.

(3) Identity Management - Needed to enable e-government functionality, significant resources are being allocated to identity management, a core piece of infrastructure. This tool set allows for self-provisioning of IDs and passwords as well as single sign-on for all county transactions

(4) Citrix - As the need for access by community partners and local governments to county applications and information grows, other county lines of business have found the need to utilize the functionality provided by Citrix. Citrix has been used and funded within the Human Services department for years, but in 2013 was moved under the umbrella of the Information Technology department to be developed as an enterprise service. In 2014, the service will be expanded and enhanced for use throughout the county.

(5) Payment Card Industry (PCI) - This initiative is underway to address Payment Card Industry (PCI) standards through a standard enterprise delivery system.

(6) Data center - In an effort to control increasing costs for data center physical costs, the county is investing in cloud computing, which is a cost effective alternative that also allows for faster turnaround time for establishing new servers. Also included in the 2014 budget are costs for determining the data center future plan.

(7) Community Connectivity - Hennepin County continues to invest in fiber optic infrastructure as it seeks to control rising connectivity costs, leverage already existing fiber, and provide additional network capacity and redundancy.

(8) Other collaboration, mobility, and service enhancement efforts. Other collaboration and mobile worker efforts include support of the infrastructure needs of the Human Services community regionalization effort and continued support of the phone stipend/mobile devices program. Service and applications changes and enhancements include IBM FileNet upgrades, Hennepin Justice Integration Program's ProCase initiative work, security information and event management improvements, Hennepin Health support, and a variety of other service improvements. IT strives to continually improve its services to the citizens and county staff, while strategically positioning itself for the future of the county and the IT industry.

Division Budgets:	2012 Actual	2013 Budget	2014 Budget
General Government	\$1,290,717	\$1,144,593	\$2,023,716
Criminal Justice Support (HJIP)	2,987,122	2,851,962	3,249,473
Web/Development	1,077,975	2,630,130	
Mainframe	1,574,482	1,477,014	1,606,953
Geographic Info Sys (GIS)	955,706	1,142,953	1,536,572
Total Expenditures	\$7,886,002	\$9,246,652	\$8,416,714

# Hennepin County

## Information Technology

### General Government

2014 BUDGET

Adopted

#### Budget Commentary:

In 2013, County Administration set direction for improved efficiency and accountability in response to recent budget challenges. To do its part, the IT Department conducted several major countywide initiatives to help increase the efficiency of IT services delivery, improve the transparency of IT services, and to demonstrate accountability through key metrics. Examples of these efforts include:

- Execution of countywide IT strategic planning process;
- Execution of a comprehensive countywide IT maturity assessment; and,
- Implementation of IT operational metrics in several areas including service desk.

This past year the IT Department completed a countywide strategic planning effort. The goal of the strategic planning effort was to help the organization increase its understanding of business goals and potential technologies needed to support them. The approach was collaborative and inclusive with participants from every line of business and every level of the organization from board members to line staff. External participants included business partners, IT directors from other metro counties and CIOs from State of MN, Minneapolis and St. Paul. The process and the output were well received throughout Hennepin County. The new strategic plan will allow the department to establish a defined technology roadmap to support the county's strategic objectives as well as identify a technology roadmap. This roadmap will advise IT Department leaders in estimating funding for changes in the technology budgets.

Changes to the 2014 budget fall into several categories:

- (1) Rising costs of core services. As tight budgets over the past years impacted the county, the Information Technology(IT) Department delayed replacement of infrastructure components which has resulted in a gradual degradation of services. Therefore the 2013 and the 2014 budgets have funding to replace critical equipment. This positions the county with a stable infrastructure with a defined and maintained equipment life cycle. In addition the budget includes funding for establishing routine infrastructure external audits to ensure secure, reliable services. Continuing to be a high expenditure of technology dollars is the county's mainframe and data center. Costs for maintaining the mainframe are increasing as software previously planned for phase out is continued throughout 2014. Data center costs continue to rise for physical space rental, power, monitoring services, and additional equipment needed to ensure redundancy for disaster recovery. As use of technology continues to increase, so does the county's costs for software licensing and maintenance. The software application, FileNet, the county's document imaging system, has a 2014 budget \$1 million increase to cover increase in licensing and upgrade costs. The Information Technology department budget also includes \$225,000 for a third party evaluation of enterprise content management to determine whether FileNet is best solution for the county from a cost and functionality standpoint. Providing technical services with the complexity of the county business requirements and infrastructure requires a significant investment in human resources. In addition, a review of the department's workforce shows that an estimated fifty IT Department professionals in critical positions are eligible for retirement in the next twelve months. Therefore, costs have been added in the 2014 to address skill gaps and succession planning.
- (2) Impacts on 2014 budget of the 2013 strategic initiatives. Significant 2013 strategic initiatives were described in the previous section. These initiatives continue to impact the 2014 budget, either because of continuing phases of the initiatives themselves or because of on-going costs needed to maintain the new systems and services.
- (3) 2014 strategic initiatives impact to 2014 budget. Several strategic initiatives have been identified and prioritized for 2014 which require development and implementation costs. These are also described in more detail in the previous section. Overall, the Information Technology department's budget increased approximately 15% when combining all areas. \$7.9 million of that increase relates to the impact of 2013 initiatives on 2014. \$4.6 million of that increase relates to new 2014 initiatives planned for 2014. Operating costs decreased overall, while increasing in specific areas.

The Information Technology department will continue to look for ways to provide stable and effective technology services to county customers in a cost efficient manner.

#### Additional Resources:

[www.hennepin.us](http://www.hennepin.us), search on "Information Technology"



# Hennepin County

**Taxpayer Services**  
**General Government**

**2014 BUDGET**  
**Adopted**

**Mission:**

*Valued services; satisfied customers.*

**Department Description:**

The Taxpayer Services Department performs the County Auditor, Treasurer and Recorder functions for Hennepin County. The department consists of seven divisions: County Surveyor, Office of Public Records, Service Centers, Elections, Property Tax, Administration, and Business Technology Solutions (DART portfolio).

Specific duties, often mandated by MN Statutes, include: determine legal boundaries of land parcels; record and index legal documents and land title certificates; calculate, collect and distribute property taxes; administer elections, absentee voting, and voter registration; administer tax increment financing districts; coordinate County Board of Equalization; provide motor vehicle registrations, driver licenses, and vital statistics records; provide IT and administrative support; and administers property-related information systems and business operations.

<b>Budget Summary:</b>	<b>2012 Actual</b>	<b>2013 Budget</b>	<b>2014 Budget</b>
Budgeted Property Tax Requirement*	\$5,261,045	\$4,989,824	\$6,280,316
Other Taxes	1,789,644	1,400,000	1,500,000
Federal			
State			
Local			
Investment Earnings			
Fees for Services	13,883,552	12,996,632	12,335,550
Fines and Forfeitures			
Licenses and Permits	4,201,290	4,487,662	5,171,000
Bond Proceeds			
Other Revenue	1,064,913	10,163,933	8,254,000
Total Revenues	<b>\$26,200,444</b>	<b>\$34,038,051</b>	<b>\$33,540,866</b>
Personal Services	\$19,270,986	\$20,407,535	\$21,387,626
Commodities	301,216	211,950	233,200
Services	5,898,257	8,308,461	11,765,364
Capital Outlay	54,337	5,007,000	9,000
Other Charges	97,198	103,105	145,676
Total Expenditures	<b>\$25,621,994</b>	<b>\$34,038,051</b>	<b>\$33,540,866</b>

*\*Reflects the adjusted property tax requirement budget, not actual property tax collection.*

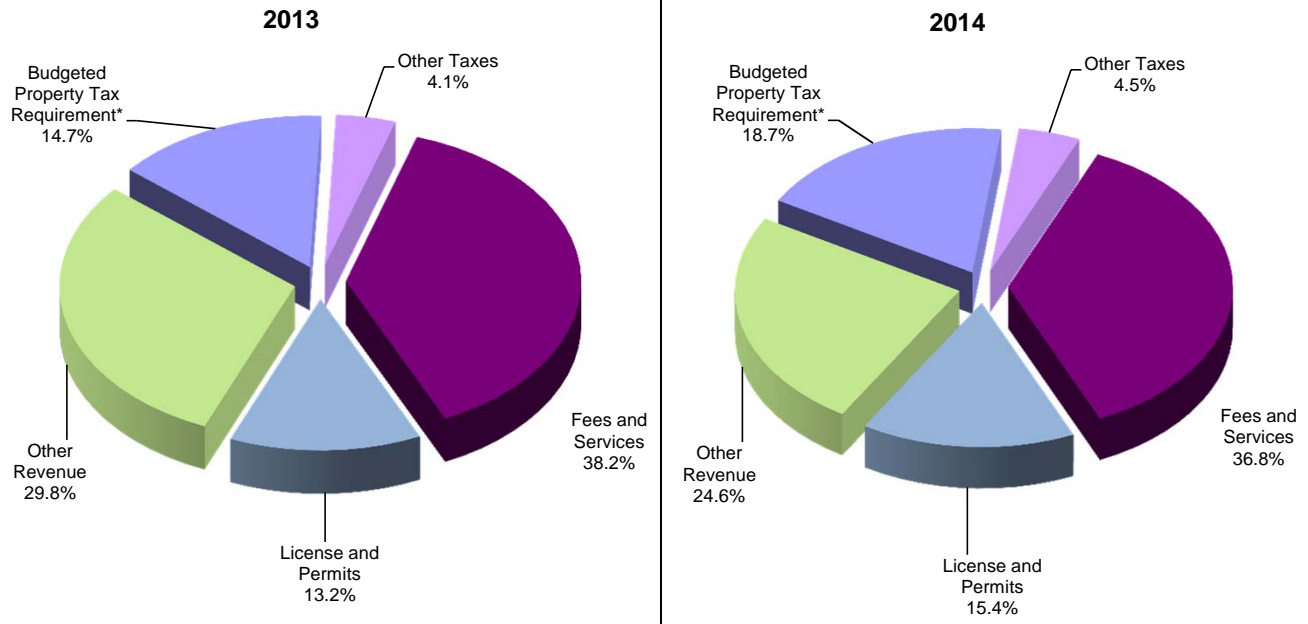
Budgeted Positions (Full-time Equivalents)	<b>278.1</b>	<b>274.6</b>	<b>274.6</b>
--	--------------	--------------	--------------

# Hennepin County

**Taxpayer Services**  
General Government

**2014 BUDGET**  
Adopted

**Revenue Comparison:**



**Significant Budget Changes:**

Adopted 2014 budget property tax requirement increased by \$1.1 million due to the added costs of the statewide 2014 general election. The adopted budget also reflects discontinuing passport services at the service centers due to significant capital investments that would be required to physically separate those services from driver's licenses and vital records; this change was effective November 1, 2013. Ending passport sales will decrease revenue by \$1.0 million, but also reduce personal service expenses by \$500,000 and the costs of supplies and postage by an additional \$150,000. Depending upon future staffing mix, the overall annual loss from discontinuing passports is estimated to range between \$200,000 and \$350,000. The adopted budget includes \$1.9 million in increased staffing and consulting expenses in Business Technology Solutions to complete the tax and assessment project in 2014. These costs are funded from Recorder Equipment Fund balance.

**Division Budgets:**

	2012 Actual	2013 Budget	2014 Budget
Surveyor	\$1,781,868	\$1,889,966	\$1,892,912
Public Records	3,990,235	4,568,444	4,826,717
Service Centers	6,904,762	7,086,371	6,868,359
Elections	1,812,859	5,710,564	1,853,425
Property Tax	3,583,147	3,958,196	3,910,959
Administrative Services	652,727	942,239	1,338,062
Business Tech Solutions	5,271,103	8,115,961	10,363,968
Central IT Charges	1,625,293	1,766,310	2,486,464
<b>Total Expenditures</b>	<b>\$25,621,994</b>	<b>\$34,038,051</b>	<b>\$33,540,866</b>

**Budget Commentary:**

The Taxpayer Services Department is continuing to implement its strategic plan to improve customer satisfaction through faster turnaround and wait time, increasing the percentage of electronic or web-based transactions, further the development of employee skill sets, and improve work processes throughout the department.

**Additional Resources:**

For additional information about Taxpayer Services, please visit [www.hennepin.us](http://www.hennepin.us)

# Hennepin County

**County Assessor  
General Government**

**2014 BUDGET  
Adopted**

**Mission:**

*The mission of the Hennepin County Assessor's Office is to serve the taxpayers of Hennepin County by uniformly valuing and classifying real property in an accurate and equitable manner as prescribed by the statutes of the State of Minnesota.*

<b>Department Description:</b>
--------------------------------

The County Assessor's Office is responsible, both directly and indirectly, for estimating the market value and determining the correct classification for every real estate parcel in suburban Hennepin County. This office provides education and training countywide, along with reviewing all assessments to ensure equality across all jurisdictions in the county. For the 24 jurisdictions that contract with the county for assessment services, this office serves as their City Assessor and is involved in the entire assessment process. For cities with populations under 30,000, the county has significant statutory involvement in the assessment process, including mailing value notices and defending tax court petitions. For the nine largest cities in Hennepin excluding Minneapolis, the county has mainly valuation oversight authority. The City of Minneapolis is considered a city of the first class and the duties of the county assessor are performed by the appointed Minneapolis Assessor.

<b>Budget Summary:</b>	<b>2012 Actual</b>	<b>2013 Budget</b>	<b>2014 Budget</b>
------------------------	--------------------	--------------------	--------------------

Budgeted Property Tax Requirement*	\$2,279,057	\$2,233,476	\$2,370,504
Other Taxes			
Federal			
State			
Local			
Investment Earnings			
Fees for Services	1,819,679	1,860,025	2,317,300
Fines and Forfeitures			
Licenses and Permits			
Bond Proceeds			
Other Revenue			
Total Revenues	<b>\$4,098,736</b>	<b>\$4,093,501</b>	<b>\$4,687,804</b>
Personal Services	\$3,318,891	\$3,604,625	\$4,113,160
Commodities	28,645	21,900	19,900
Services	424,816	429,376	513,144
Capital Outlay	11,904		
Other Charges	29,397	37,600	41,600
Total Expenditures	<b>\$3,813,653</b>	<b>\$4,093,501</b>	<b>\$4,687,804</b>

*\*Reflects the adjusted property tax requirement budget, not actual property tax collection.*

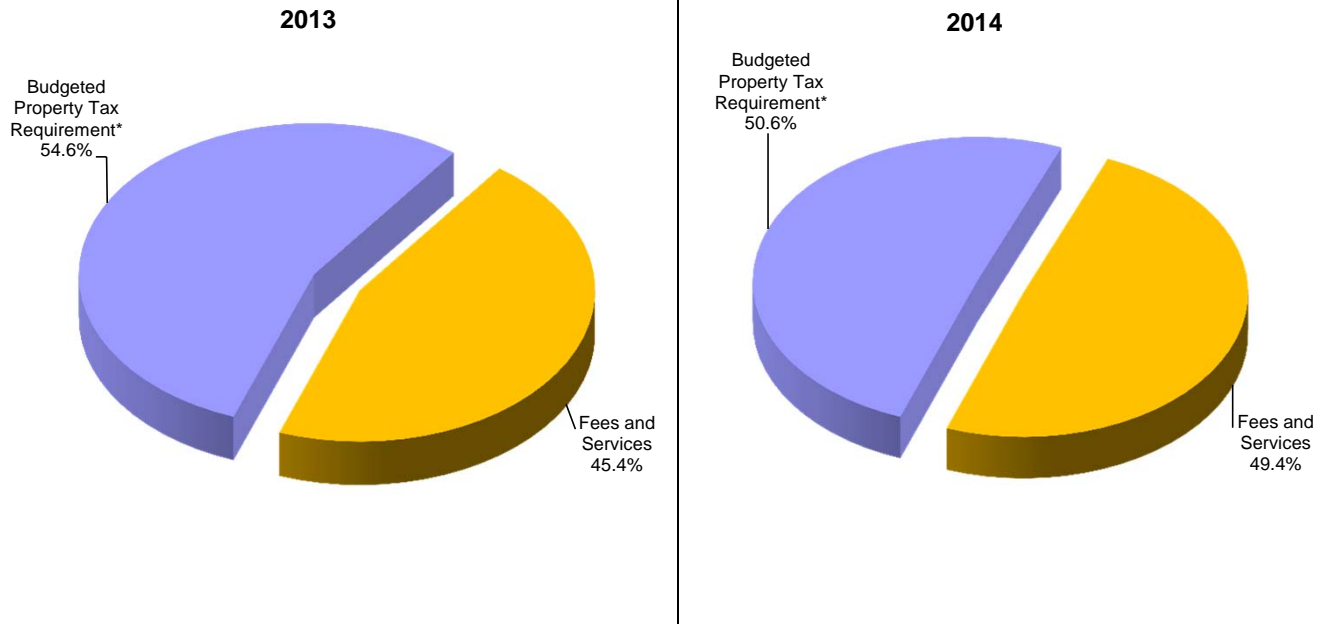
Budgeted Positions (Full-time Equivalents)	<b>39.0</b>	<b>39.0</b>	<b>41.0</b>
--	-------------	-------------	-------------

# Hennepin County

**County Assessor  
General Government**

**2014 BUDGET  
Adopted**

**Revenue Comparison:**



**Budget Commentary:**

In the Revenue Section, 26 municipalities contract with Hennepin County for local assessment services, where staff is currently preparing the 2014 assessment for taxes payable in 2015. The revenues collected from the 26 municipalities cover 100% of the county's costs in serving as the City Assessor. For expenses, the 2014 budget reflects the addition of 2.0 FTEs to support the new Assessment and Tax which brings the total number of FTEs to 41.0.

**Key Results:**

	2012	2013 Est.	2014 Est.
Suburban Residential Median Sales Ratio	1	1	1
Number of Cities Under Contract	26	26	26
Cost per Parcel Under Contract	20	19	20
Tax Court Petitions	1,829	1,441	1,400

**Additional Resources:**

- 2013 Assessment Report - <http://www.hennepin.us/residents/property/property-value>
- \*\* Property Tax Admin. Manual - [http://www.revenue.state.mn.us/local\\_gov/prop\\_tax\\_admin/Pages/ptamannual.aspx](http://www.revenue.state.mn.us/local_gov/prop_tax_admin/Pages/ptamannual.aspx)
- \*\* Minnesota Statutes 270 through 289 - [www.revisors.mn.gov](http://www.revisors.mn.gov)

# Hennepin County

**Examiner of Titles  
General Government**

**2014 BUDGET  
Adopted**

**Mission:**

*To competently, timely and efficiently perform the judicial administrative and legal advisor duties imposed on the Examiner of Titles by the Minnesota land registration acts in order that the registered land system will be the system of choice for owners of real property in Hennepin County.*

**Department Description:**

The Examiner of Titles assists the district court by examining titles, issuing reports and conducting hearings in court cases involving the registration of land titles and in court cases involving problems or disputes with land which has been previously registered. A Certificate of Title issued under the Torrens (land registration) Act provides a simple, clear and certain method to show ownership of land and interests affecting the land. This information is useful to land owners and other citizens of Hennepin County and to lenders, cities, the county and the state. An important function of the Examiner of Titles is to act as legal adviser to the Registrar of Titles, who is responsible for filing title documents such as deeds, mortgages, and liens submitted to the Registrar and for issuing Certificates of Title. The Examiner of Titles is also authorized by state statute to issue certain directives and certifications to the Registrar of Titles regarding Torrens title matters.

**Budget Summary:**

	2012 Actual	2013 Budget	2014 Budget
Budgeted Property Tax Requirement*	\$913,877	\$963,433	\$1,080,848
Other Taxes			
Federal			
State			
Local			
Investment Earnings			
Fees for Services	270		
Fines and Forfeitures			
Licenses and Permits			
Bond Proceeds			
Other Revenue			
<b>Total Revenues</b>	<b>\$914,147</b>	<b>\$963,433</b>	<b>\$1,080,848</b>
Personal Services	\$802,114	\$901,993	\$1,014,418
Commodities	2,308	1,500	1,550
Services	40,750	48,440	53,380
Capital Outlay		1,000	1,000
Other Charges	11,396	10,500	10,500
<b>Total Expenditures</b>	<b>\$856,568</b>	<b>\$963,433</b>	<b>\$1,080,848</b>

*\*Reflects the adjusted property tax requirement budget, not actual property tax collection.*

Budgeted Positions (Full-time Equivalent)	8.0	8.0	8.0
---	-----	-----	-----

**Key Results:**

	2012	2013 Est.	2014 Est.
Proceeding Subsequent Petitions	1,679	1,610	1,500
Original Registration Applications	19	8	12
Certificate of Possessary Title Applications	7	6	6
Approvals and Certifications	2,008	2,089	2,200
Directives	379	425	450
Contested Cases	5	14	18

**Additional Resources:**

www.hennepin.us  
Phone: 612-348-3191

# Hennepin County

**Human Resources**  
**General Government**

**2014 BUDGET**  
**Adopted**

**Mission:**

*To provide human resources services for county departments to enhance performance, engage employees and excel in delivering results.*

<b>Department Description:</b>
--------------------------------

The Human Resources Department (HR) provides direction and leadership in the planning, development, coordination and implementation of human resources related policies, procedures, goals and objectives as directed by County Administration and the County Board. HR consults with department supervisors and managers to leverage human resources to meet strategic objectives and apply HR best practices to address business needs. The department develops, implements and administers cost-effective benefits programs to meet the needs of county employees and their families.

Human Resources administers the county's pay programs and also provides production support for the APEX HR/Payroll system in the areas of HR, position management, ePerformance, benefits, absence management, COBRA and time & labor. HR delivers leadership development programs and training classes that develop county competencies and improve organizational performance. Organization development and change management consulting are offered to improve organizational effectiveness and enhance organizational results. The recruitment process focuses on marketing the county as an employer who values diversity, cultivating positive relationships in the community and utilizing innovative recruitment strategies to attract and retain the best candidates to meet the county's hiring needs.

<b>Budget Summary:</b>	<b>2012 Actual</b>	<b>2013 Budget</b>	<b>2014 Budget</b>
------------------------	--------------------	--------------------	--------------------

Budgeted Property Tax Requirement*	\$7,037,783	\$6,971,027	\$7,288,563
Other Taxes			
Federal			
State			
Local		10,000	
Investment Earnings			
Fees for Services			
Fines and Forfeitures			
Licenses and Permits			
Bond Proceeds			
Other Revenue	67,000	22,200	52,200
Total Revenues	<b>\$7,104,783</b>	<b>\$7,003,227</b>	<b>\$7,340,763</b>
Personal Services	\$5,512,067	\$5,798,924	\$6,046,906
Commodities	112,220	78,349	78,349
Services	833,648	974,315	1,032,869
Capital Outlay		400	400
Other Charges	133,192	151,239	182,239
Total Expenditures	<b>\$6,591,127</b>	<b>\$7,003,227</b>	<b>\$7,340,763</b>

*\*Reflects the adjusted property tax requirement budget, not actual property tax collection.*

Budgeted Positions (Full-time Equivalents)	64.1	64.1	66.1
--	------	------	------

**Significant Budget Changes:**

The Human Resources Department has increased efficiencies and staff responsibilities by redeploying FTEs. Personnel costs are managed by restructuring and maximizing internal staff development. Staff development promotes retention and engagement and demonstrates management’s commitment to advancement opportunities.

An example of maximizing efficiencies was the creation of the HR Service Center, a customer-focused model of service with clear processes, accountabilities and measurements to deliver efficient, accurate and consistent information to employees, supervisors/managers, retirees, job applicants, vendors and the general public. The HR Service Center is averaging 1,200 customers each month.

HR budget increased to fund the Patient-Centered Outcomes Research Institute Fee (PCORI). This required fee is related to Health Care Reform. In 2014, the amount will be approximately \$30,000 (\$2 x 15,000 average covered lives) and is expected to increase annually through 2019.

**Budget Commentary:**

Human Resources (HR) programs have a direct impact on employee productivity and retention, have broad organizational impact and have the potential to generate long-term benefit. HR programs are also instrumental in realizing the County's stated organizational value: "Continuous development and engagement of our workforce to reflect innovation, creativity, and diversity in planning for the future."

HR implemented a health insurance plan with an alternative care delivery model that changes how providers are reimbursed. Providers will be incented based on total cost of care rather than quantity of care. The new “Advantage” plan comes with a reduced premium and contractual features that ensures the financial viability of the plan well into the future.

HR continues to partner with county departments on workforce planning, knowledge transfer, leadership development and emerging leaders to ensure that the county and our workforce are prepared to execute future strategic priorities.

HR, in partnership with the Generations’ Committee, created an Emerging Leadership Development Program to identify and cultivate high potential Gen X and Gen Y employees to prepare them for future leadership positions and ensure knowledge transfer as the Traditionalists and Baby Boomers retire. By 2016, 43% of managers/supervisors and 30% of all employees are retirement eligible.

HR partnered with the Human Services & Public Health Department to implement a strategic recruitment and hiring process to respond to the need to hire up to 75 new employees for the MNsure specialty area. Within one month, HR Staffing responded to the MNsure need by creating an innovative community outreach effort and comprehensive hiring plan which resulted in over 1,700 applicants, with broad diversity representation.

**Key Results:**

	<b>2012</b>	<b>2013 Est.</b>	<b>2014 Est.</b>
Actual to funded self-insurance costs*	85%	85%	85%
County performance reviews completed**	53%	89%	100%
HR workforce diversity***	24%	21%	21%

\* Premiums are set annually based on actuarial estimate of expected claims. Results of less than 100% would indicate effective fiscal management and success in the promotion of health initiatives and disease management.

\*\* 2012 does not reflect all reviews completed due to ePerformance reporting issues.

\*\*\* Persons of color in metropolitan area: 16.8% (U.S. Census, 2010).

**Additional Resources:**

For more information regarding Hennepin County Human Resources and county job opportunities, visit:

[www.hennepin.us](http://www.hennepin.us)  
[www.hennepin.jobs](http://www.hennepin.jobs)

# Hennepin County

**Public Affairs**  
**General Government**

**2014 BUDGET**  
**Adopted**

**Mission:**

*Hennepin County Public Affairs staff members assist the county government in communicating with the public it serves. Public Affairs acts as a resource to county leadership, to the county organization, and to the media.*

**Department Description:**

Public Affairs honors the public's right to know by providing honest, complete and open communication with the public and with representatives of the media, responds promptly and cooperatively to requests for information, and works to increase public awareness and county workforce awareness about Hennepin's services, programs and activities. Hennepin County Public Affairs provides print and web-based news and publications, media relations services, meeting broadcasts and video services, public relations services, event and special project management, internal communication, design services for visual communication, and photographs.

**Budget Summary:**

	2012 Actual	2013 Budget	2014 Budget
Budgeted Property Tax Requirement*	\$1,963,411	\$1,918,385	\$2,016,560
Other Taxes			
Federal			
State			
Local			
Investment Earnings			
Fees for Services		97,375	95,000
Fines and Forfeitures			
Licenses and Permits			
Bond Proceeds			
Other Revenue	244,875	180,125	126,570
Total Revenues	<b>\$2,208,286</b>	<b>\$2,195,885</b>	<b>\$2,238,130</b>
Personal Services	\$1,565,722	\$1,680,897	\$1,724,280
Commodities	78,874	46,000	39,000
Services	420,702	383,989	390,500
Capital Outlay	20,159		
Other Charges	86,146	84,999	84,350
Total Expenditures	<b>\$2,171,603</b>	<b>\$2,195,885</b>	<b>\$2,238,130</b>

*\*Reflects the adjusted property tax requirement budget, not actual property tax collection.*

Budgeted Positions (Full-time Equivalents)	17.5	17.5	17.5
--	------	------	------



# Hennepin County

**Internal Audit**  
**General Government**

**2014 BUDGET**  
**Adopted**

**Mission:**

*The mission of Internal Audit is to provide independent appraisal and investigation functions within Hennepin County and to develop and execute a comprehensive audit plan to review and evaluate the adequacy and effectiveness of Hennepin County's system of internal controls as a service to the management team, the Audit Committee, and the County Board.*

**Department Description:**

Internal Audit is an independent and objective assurance, consulting and investigative activity comprising three divisions.

The Internal Audit Division conducts and supports a number of projects including compliance activities, information technology audits, and risk-based assurance and consulting engagements.

The Computer Forensics Division conducts county employee investigations, providing digital evidence to support or dismiss the allegation of a violation.

The Contract Compliance Division assists management via audits of vendor contracts.

**Budget Summary:**

	2012 Actual	2013 Budget	2014 Budget
Budgeted Property Tax Requirement*	\$2,806,027	\$2,876,152	\$3,307,066
Other Taxes			
Federal			
State			
Local			
Investment Earnings			
Fees for Services			
Fines and Forfeitures			
Licenses and Permits			
Bond Proceeds			
Other Revenue			
Total Revenues	<b>\$2,806,027</b>	<b>\$2,876,152</b>	<b>\$3,307,066</b>
Personal Services	\$1,880,743	\$2,009,132	\$2,483,160
Commodities	28,246	41,100	35,000
Services	633,401	778,870	720,390
Capital Outlay			
Other Charges	36,302	47,050	68,516
Total Expenditures	<b>\$2,578,692</b>	<b>\$2,876,152</b>	<b>\$3,307,066</b>

*\*Reflects the adjusted property tax requirement budget, not actual property tax collection.*

Budgeted Positions (Full-time Equivalents)	18.0	18.0	22.0
--	------	------	------

# Hennepin County

**Internal Audit**  
**General Government**

**2014 BUDGET**  
**Adopted**

**Significant Budget Changes:**

The budget increase for 2014 results from transfer of the Contract Compliance Unit budget from Human Services to Internal Audit.

Division Budgets:	2012 Actual	2013 Budget	2014 Budget
Internal Audit Division	\$1,937,351	\$2,059,930	\$2,092,947
Computer Forensics	641,341	816,222	729,955
Contract Compliance			484,164
Total Expenditures	\$2,578,692	\$2,876,152	\$3,307,066

**Budget Commentary:**

Historically, Internal Audit’s budget has primarily consisted of costs in three areas - staffing, external audit fees and information technology (IT). This will remain the case with the addition of the Computer Forensics and Contract Compliance divisions. Staffing and IT costs will comprise even larger shares of the budget, while external audit fees will represent a smaller but still significant share.

External audit fees are reduced somewhat as a result of a new audit contract for audit years 2013 through 2019. Internal Audit continues to support the external auditor’s procedures related to Single Audit of Federal Awards, IT controls and the Metropolitan Health Plan financial audit. Using Internal Audit staff to complete detailed testing helps keep external audit fees down and provides audit staff with valuable experience.

Key Results:	2012	2013 Est.	2014 Est.
Federal Award (Single Audit) Programs Audited	11	8	6
Assurance & Consulting Engagements	13	13	15
Information Technology Assurance & Consulting Engagements	4	11	10
Digital Forensic & Workplace Investigations	51	65	80
Vendor Site Visits/Audits	-	-	35

**Additional Resources:**

[www.hennepin.us](http://www.hennepin.us)

# Hennepin County

## General County Purposes

### General Government

**2014 BUDGET**

Adopted

**Mission:**

*To encourage and assist public programs and activities dedicated to cultural enrichment and to educational and technical assistance; to provide dues and contributions to organizations benefiting the county; and to reserve available funding for contingent activities further defined during the budget year. The General County Purposes' activities, programs and services support and further the vision and overarching goals of the county.*

<b>Department Description:</b>
--------------------------------

General County Purposes includes:

- Cultural and technical assistance activities and programs (Hennepin History Museum, County Fair, Extension Services, National Association of Counties, Association of Minnesota Counties, etc.) that the county supports through funding as required or permitted by state law;
- Nonfederal Medical Assistance Reimbursements;
- Minneapolis Employee Retirement Fund (MERF) Payments for former city entities (Mpls Workhouse, Center Hospital)
- Justice Integration Grants;
- Municipal Building Commission;
- Emergency Management;
- Ballpark Office expenses and the Hennepin Youth Sports Program reimbursed through sales tax;
- Commercial Paper Program;
- Hennepin University Partnership (HUP); and
- Contingency.

<b>Budget Summary:</b>	<b>2012 Actual</b>	<b>2013 Budget</b>	<b>2014 Budget</b>
------------------------	--------------------	--------------------	--------------------

Budgeted Property Tax Requirement*	\$34,930,926	\$29,058,956	\$25,184,405
Other Taxes			
Federal	2,417,766	3,605,196	3,101,397
State	133,874	88,000	110,835
Local			
Investment Earnings	(314)	200,000	
Fees for Services			
Fines and Forfeitures			
Licenses and Permits			
Bond Proceeds			
Other Revenue	2,320,578	2,227,400	2,415,661
Total Revenues	<b>\$39,802,830</b>	<b>\$35,179,552</b>	<b>\$30,812,298</b>
Personal Services	\$7,256,072	\$1,938,858	\$2,023,266
Commodities	490,293	619,896	27,049
Services	12,327,247	13,156,181	13,838,051
Capital Outlay	40,695		
Other Charges	3,058,739	19,464,617	14,923,932
Total Expenditures	<b>\$23,173,046</b>	<b>\$35,179,552</b>	<b>\$30,812,298</b>

\*Reflects the adjusted property tax requirement budget, not actual property tax collection.

Budgeted Positions (Full-time Equivalents)	7.0	7.0	7.0
--	-----	-----	-----

**General County Purposes**  
**General Government**

**2014 BUDGET**  
**Adopted**

<b>Division Budgets:</b>	<b>2012 Actual</b>	<b>2013 Budget</b>	<b>2014 Budget</b>
Hennepin County Fair	\$54,887	\$54,887	\$54,887
Hennepin History Museum	194,041	169,041	169,041
Minnesota Extension Services	569,469	535,303	535,303
Dues and Contributions	396,170	420,925	423,463
Municipal Building Commission	3,486,681	3,401,030	3,602,291
Non Federal Medical Assistance	6,792,000	6,792,000	6,792,000
Emergency Management	1,680,114	2,503,933	1,846,041
Justice Integration Grants	1,388,912	1,582,469	1,908,581
Hennepin Youth Sports	2,319,391	2,065,000	2,165,000
MERF Payment	855,900	860,000	860,000
Contingency		16,594,964	12,050,691
Retiree Health Care	5,400,495		
Hennepin University Partnership			205,000
Commercial Paper Program	34,986	200,000	200,000
<b>Total Expenditures</b>	<b>\$23,173,046</b>	<b>\$35,179,552</b>	<b>\$30,812,298</b>

**Budget Commentary:**

The Budgeted Property Tax Requirement for 2014 includes \$12,050,691 for Contingency. Expenditures do not typically appear in contingency; rather a County Board resolution will authorize and direct a budget transfer from contingency to the appropriate fund/department receiving and expending the funds. Emergency Management Federal grants are approximately \$837,000 less in 2014 and Justice Integration Grants are increasing by approximately \$333,000 compared to the 2013 budget.

<b>Dues and Contributions Detail:</b>	<b>2012 Actual</b>	<b>2013 Budget</b>	<b>2014 Budget</b>
National Association of Counties (NACO)	\$23,014	\$23,000	\$23,049
Assoc. of Minnesota Counties (AMC)	73,103	74,425	75,914
St. Anthony Falls Heritage Board	31,000	31,000	31,000
North Metro Crossing (Hwy 610)	10,000	10,000	11,000
169 Coalition		5,000	5,000
North Metro Mayors Association	10,000	10,000	10,000
Youth Coordinating Board	64,803	65,000	65,000
Minnesota River Board	2,500	2,500	2,500
Brooklyn Bridge Alliance	25,000	50,000	50,000
Southwest Crossing	3,750		
Greater MSP	150,000	150,000	150,000
<b>Total Expenditures</b>	<b>\$393,170</b>	<b>\$420,925</b>	<b>\$423,463</b>

**Additional Resources:**

Hennepin County Fair - [www.hennepincountyfair.com](http://www.hennepincountyfair.com)  
Hennepin History Museum - [www.hennepinhistory.org](http://www.hennepinhistory.org)  
Minnesota Extension Services - [www.extension.umn.edu/county/hennepin](http://www.extension.umn.edu/county/hennepin)  
Municipal Building Commission - [www.municipalbuildingcommission.org](http://www.municipalbuildingcommission.org)  
Hennepin Youth Sports - [www.hennepin.us/youthsports](http://www.hennepin.us/youthsports)  
- [www.mnsports.org/grant\\_program.htm](http://www.mnsports.org/grant_program.htm)

# Hennepin County

**Debt Retirement  
General Government**

**2014 BUDGET  
Adopted**

**Mission:**

*To provide for principal and interest payments on general obligation bonds issued for building projects and equipment acquisition; to provide for principal and interest payments on sales tax revenue bonds; and to provide for lease payments on certificates of participation.*

<b>Department Description:</b>
--------------------------------

Moneys budgeted in this program pay the annual principal and interest on the county's general obligation bonds, sales tax revenue bonds, and any lease/purchase agreements that may exist. Payment schedules are established by board resolution at the time of the bond sale or upon approval of the lease/purchase agreement. This program is accounted for in the Debt Retirement (70) and the Ballpark Debt Retirement (79) Funds.

Budget Summary:	2012 Actual	2013 Budget	2014 Budget
Budgeted Property Tax Requirement*	\$77,657,421	\$80,169,828	\$80,169,828
Other Taxes	30,230		
Federal	2,278,358	2,278,358	2,073,306
State	57,456		
Local	11,817,628	11,908,733	12,385,539
Investment Earnings	935		
Fees for Services			
Fines and Forfeitures			
Licenses and Permits			
Bond Proceeds		23,130,000	
Other Revenue	30,386,711	32,202,078	34,824,845
Total Revenues	<b>\$122,228,739</b>	<b>\$149,688,997</b>	<b>\$129,453,518</b>
Personal Services			
Commodities			
Services	1,190,499	400,000	400,000
Capital Outlay			
Other Charges	121,651,276	149,288,997	129,053,518
Total Expenditures	<b>\$122,841,775</b>	<b>\$149,688,997</b>	<b>\$129,453,518</b>

*\*Reflects the adjusted property tax requirement budget, not actual property tax collection.*

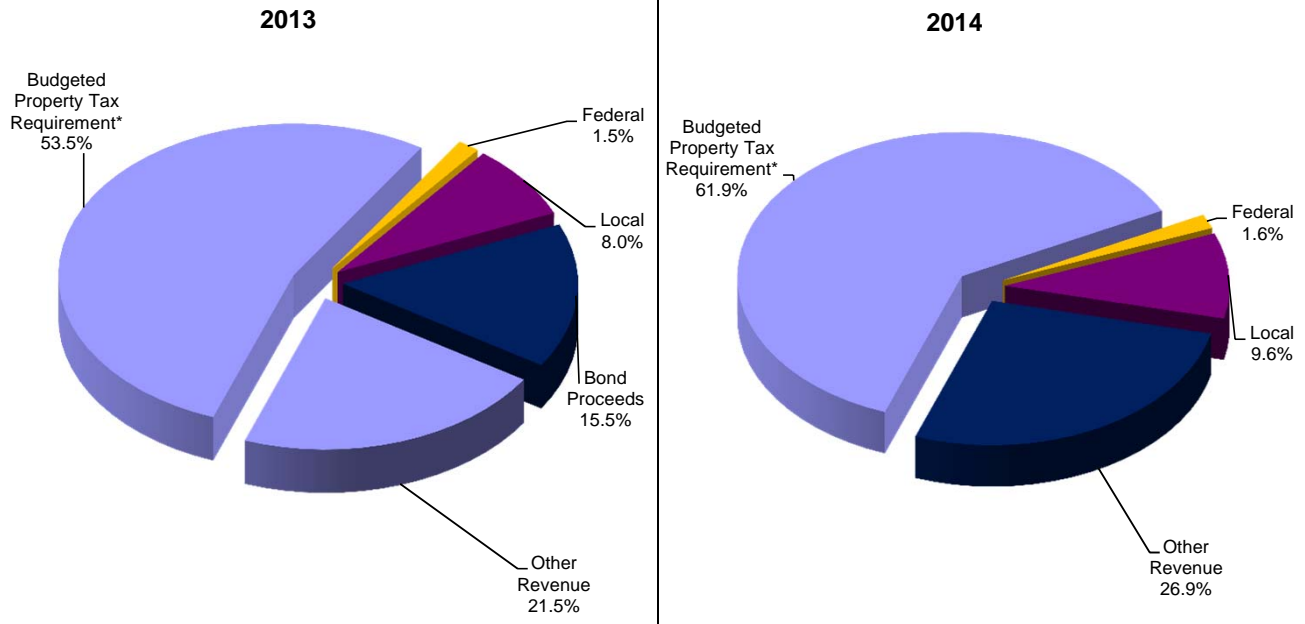
Budgeted Positions (Full-time Equivalents)	-	-	-
--	---	---	---

# Hennepin County

Debt Retirement  
General Government

2014 BUDGET  
Adopted

## Revenue Comparison:



## Significant Budget Changes:

The adopted 2014 property tax requirement is the same as adopted in 2013 \$80,169,828. The property tax amount is held constant because of the use of new wheelage tax receipts in the amount of \$2 million that will be used to offset a portion of the property tax funded debt service attributable to road and bridge projects in 2014.

---

**DEBT RETIREMENT BUDGET HIGHLIGHTS**

The debt management strategy of Hennepin County for 2014 through 2018 takes into account the need to borrow funds for completion of the Capital Improvement Plan as adopted by the County Board.

At the end of 2013, Hennepin County had \$832.0 million in general obligation (GO) outstanding debt. Of this amount, there was \$735.6 million of general obligation property tax levy-supported debt outstanding. Additionally, there was \$99.6 million of general obligation revenue-supported bonds outstanding. This GO revenue supported debt category includes \$95.6 million of debt issued for the Counties Transit Investment Board (CTIB) in exchange for a note receivable from CTIB. The debt service on these bonds is being paid with a statutory 0.25 percent transit sales tax collected in the five metro counties that are members of CTIB. Also in this category of GO revenue bonds are \$860,000 for the Augsburg Ice Arena. Finally, there are \$5.9 million of Lease Revenue Certificates of Participation (COP) outstanding that are the result of refinancing the previously issued COPs which provided financing for the acquisition of the former Metropolitan Medical Center, now part of the Hennepin County Medical Center.

The county is authorized by the state to issue debt for general capital improvement projects as well as libraries, solid waste facilities and capital equipment.

The total amount of debt that the county could potentially issue under its general capital improvement bonding authority (Minnesota Statutes 373.40, as described below) is approximately \$1.533 billion. This amount of bonding authority varies with changes in the estimated market value of property within the county. The county has \$670.7 million in bonds currently outstanding under its general bonding authority. The current capital plan includes \$97.4 million of new debt issuance for 2014.

In general, the county makes use of bonded indebtedness in accordance with these principles:

- 1) debt is normally issued only for major projects with a county expense in excess of \$150,000;
- 2) debt is not to be used for operating projects or those projects whose life expectancy does not exceed the maturity of the bonds;
- 3) the county balances debt issuance and current property taxes for capital projects to maintain consistent levels of tax burden; and
- 4) the county maintains its strong financial framework and Aaa/AAA/AAA bond rating.

The summary of outstanding debt and the future requirements tables at the conclusion of this section summarizes the county's outstanding debt at the end of 2012 and 2013, and future debt service property tax levy requirements.

## **Summary of County's Major Debt Issuance Authorities**

### **Overall Debt Limitation Calculation**

The overall limitation on county general obligation debt is 3.0 percent of the taxable market value within the county. This calculates to a limit of \$3.5 billion as contrasted with total outstanding debt of \$832.0 million. This limitation is very large in contrast to outstanding debt and anticipated debt.

The overall debt limitation is calculated as follows: taxable property market value times .03 = debt limitation.  $\$119,146,458,000 \times .03 = \$3,574,393,740$ .

### **Capital Improvement Bonds and Notes - M.S. Chapter 373**

M.S. 373.40 in this chapter authorizes the county to issue bonds without referendum (unless petitioned by 5.0 percent of voters). This authority limits debt issuance to bonds for which the principal and interest of the bonds will not exceed 0.12 percent of the estimated market value of the county. Depending on interest rates and maturity structures, this would limit the county to issuing approximately \$1.533 billion of bonds. Currently, there are approximately \$670.7 million of bonds outstanding under this authority.

#### **M.S. 373.40 Debt Limitation Calculation**

Estimated market value times .0012 = maximum annual principal and interest. This results in:  $\$124,577,825,000 \times .0012 = \$149,493,390$ . The maximum principal and interest divided by \$97,500 (estimated debt service costs for \$1 million of debt assuming 5.5 percent for 15 years) produces an estimate of the amount of debt that can be issued under this authority. This amount is:  $\$149,493,390 \div \$97,500 \text{ per million} = \$1,533,265,538$  of estimated debt authorization per M.S. 373.40.

**Capital Notes under M.S. 373.01 subdivision 3** authorizes the county to issue capital notes for equipment pursuant to M.S. 373.01, Subdivision 3. Capital notes issued pursuant to M.S. 373.01 are in addition to those issued pursuant to M.S. 383B.117, as discussed below. There are currently \$15.6 million of notes outstanding under this authority.

### **Library Bonds - M.S. Section 383B.245**

This statute authorizes the county to issue bonds for libraries without referendum. Prior to 2008, the county operated a library system outside of the City of Minneapolis. Effective January 1, 2008, the Minneapolis Public Library merged with the county library system and the applicable valuation pertaining to the debt limit is now countywide. This authority limits debt issuance to bonds for which the principal and interest of the bonds will not exceed .01612 percent of the estimated market value of property within the county. Assuming a 5.5 percent interest rate and 15-year maturity structure, it is estimated that the county could issue \$192.9 million of debt under this authority. Currently, there are \$64.9 million of bonds outstanding under this authority.

#### **M.S. 383B.245 Debt Limitation Calculation**

Estimated market value times .0001612 = maximum annual principal and interest. This results in:  $\$124,577,825,000 \times .0001612 = \$20,081,945$ . The maximum principal and interest divided by \$97,500 per million (estimated debt service costs for \$1 million of debt assuming 5.5 percent for 15 years) produces an estimate of the amount of debt that can be issued under this authority. This amount is:  $\$20,081,945 \div \$97,500 \text{ per million} = \$205,968,667$  of estimated Library debt authorization per M.S. 383B.245.

### **Solid Waste Bonds - M.S. 473.811**

The county may, by resolution, issue general obligation bonds or revenue bonds to provide funds for various solid waste facilities or improvements. The county currently has no solid waste bonds



outstanding. There is no limit as to the amount of these bonds. The only limits are the purpose for which the bond proceeds are spent and the overall debt limit. The 2014-2018 capital plan does not include any additional solid waste debt.

**Ballpark Sales Tax Revenue Bonds - M.S. 473.757 and 475**

The county received one-time authority in 2006 to issue a maximum of \$350 million of sales tax revenue bonds to fund a contribution towards the construction and acquisition of a publicly-owned baseball stadium. Of the total \$341.8 million issued in 2007 and 2008, there is currently \$275.3 million outstanding.

**Transit Sales Tax Bonds – M.S. 287A.992, subdivision 7**

The county is authorized to issue revenue bonds payable from the proceeds of a 0.25% sales and use tax and a \$20 motor vehicle excise tax to provide funds for transitway related purposes pursuant to a joint powers agreement of Hennepin, Anoka, Dakota, Ramsey, and Washington Counties (known as the “Counties Transit improvement Board” or “CTIB.”) The county may also pledge its full faith, credit, and taxing power as additional security for bonds issued pursuant to this authority. The county currently has \$95.9 million of debt outstanding that was issued on behalf of CTIB in 2010.

**Capital Notes - M.S. 383B.117, subdivision 2**

The county may issue general obligation capital notes to finance equipment acquisition. The principal amounts of the notes issued for any year cannot exceed 1.0 percent of that year’s annual budget and these notes must mature within ten years. Pursuant to statute, the annual budget for Hennepin Healthcare System is added to the annual budget of the county in calculating this limitation. The county does not have current plans to issue any debt pursuant to this authority.

**Watershed Management Capital Improvements Bonds under M.S 103B.251 subdivision 7**

Through December 31, 2013, the county has issued a total of \$14.1 million in bonds for the benefit of the Minnehaha Creek Watershed District, a separate taxing jurisdiction. The District must levy a tax sufficient to pay the debt service, but if it fails to do so, the county is obligated to pay the debt service. These bonds have maturities as long as 20 years.

The county has a variety of other bonding authorities but the above represents the most commonly used authorities. A full listing of all debt authorities is available in county bond official statements that are available by request from the Office of Budget and Finance.

The tables on the following page shows the outstanding debt of the county, the 2014 debt service levy and the future levy requirements needed to support the both the countywide and library outstanding debt.

## OUTSTANDING DEBT

	OUTSTANDING as of 12/31/2012	OUTSTANDING as of 12/31/2013	2014 DEBT SERVICE LEVY
<b>Property Tax-Supported General Obligation Bonds</b>	\$676,885,000	\$735,600,000	\$80,169,828
<b>General Obligation Revenue Bonds</b>			
Augsburg Ice Arena Bonds <sup>(1)</sup>	1,010,000	860,000	
Counties Transit Sales Tax Bonds <sup>(2)</sup>	99,265,000	95,580,000	
<b>Ballpark Sales Tax Revenue Bonds<sup>(3)</sup></b>	291,480,000	275,250,000	
<b>TOTAL</b>	<b>\$1,068,640,000</b>	<b>\$1,107,290,000</b>	<b>\$80,169,828</b>

(1) Nontax revenues of lease payments pay the debt service on these bonds.

(2) 0.25% 5-county transit sales tax revenues pay the debt service on these bonds.

(3) 0.15% Hennepin County sales tax revenues pay the debt service on these bonds.

## FUTURE DEBT SERVICE PROPERTY TAX REQUIREMENTS ON OUTSTANDING DEBT

YEAR	COUNTYWIDE LEVY	SUBURBAN ONLY LEVY	TOTAL LEVY
2014	\$76,015,322	\$4,154,506	\$80,169,828
2015	76,574,501	1,870,428	78,444,929
2016	76,306,308	825,192	77,131,501
2017	74,511,998	818,320	75,330,318
2018	71,465,827	816,102	72,281,929
2019	70,144,019	814,312	70,958,331
2020	66,717,220	801,473	67,518,693
2021	63,148,793	390,926	63,539,719
2022	56,113,453	387,959	56,501,412
2023	53,277,007	389,616	53,666,623
2024	48,990,027	390,393	49,380,420
2025	48,665,645	385,195	49,050,840
2026	45,471,135	384,589	45,855,724
2027	41,440,392	0	41,440,392
2028	36,477,361	0	36,477,361
2029	26,345,060	0	26,345,060
2030	20,568,139	0	20,568,139
2031-35	<u>67,837,064</u>	<u>0</u>	<u>67,837,064</u>
Total	\$1,020,069,271	\$12,429,011	\$1,032,498,282

# Hennepin County

## Ballpark Sales Tax Revenue Programs General Government

**2014 BUDGET**  
Adopted

**Mission:**

*To receive sales tax revenues authorized by Minnesota State Statute to provide for transfers of principal and interest payments on the sales tax revenue bonds issued to fund the county's contribution to the downtown baseball stadium, and to fund other authorized uses.*

**Department Description:**

The funds budgeted in this activity pay the annual principal and interest on the county's sales tax revenue bonds for the downtown Twins stadium. After payment of debt service, other authorized uses are contributions to a ballpark capital improvements account, Minnesota Ballpark Authority administrative costs, and youth sports and library programs. The sales tax revenue is collected on all taxable goods and services in the county at the rate of 0.15 percent, and distributed by the Minnesota Department of Revenue to the bond trustee to make all scheduled debt service payments.

First lien bonds were issued in 2007 in the amount of \$150 million. Second and third lien bonds were issued in the second quarter of 2008 in the total amount of \$192 million. As of December 31, 2013, \$66,525,000 in bonds have been retired, including \$42,300,000 of optional prepayments.

Budget Summary:	2012 Actual	2013 Budget	2014 Budget
Budgeted Property Tax Requirement*	\$ -	\$ -	\$ -
Other Taxes	31,601,050	31,000,000	33,500,000
Federal			
State			
Local			
Investment Earnings	2,286		
Fees for Services			
Fines and Forfeitures			
Licenses and Permits			
Bond Proceeds			
Other Revenue		5,177,960	3,993,200
Total Revenues	<b>\$31,603,336</b>	<b>\$36,177,960</b>	<b>\$37,493,200</b>
Personal Services			
Commodities			
Services	507,633		500,000
Capital Outlay			
Other Charges	34,312,198	36,177,960	36,993,200
Total Expenditures	<b>\$34,819,831</b>	<b>\$36,177,960</b>	<b>\$37,493,200</b>

*\*Reflects the adjusted property tax requirement budget, not actual property tax collection.*

Budgeted Positions (Full-time Equivalents) - - -

Division Budgets:	2012 Actual	2013 Budget	2014 Budget
Transfer for Debt Service	\$17,556,332	\$20,035,960	\$19,633,200
Transfer for Optional debt prepayment	11,400,000	10,000,000	11,000,000
Transfer for Library additional hours	1,860,000	1,960,000	2,160,000
Transfer for Youth Sports Program	1,600,000	2,065,000	2,165,000
Fees for Collections & Bond Administration	507,633		500,000
Grant to MN Ballpark Authority	750,000	950,000	850,000
Grant to Ballpark Capital Improvements	1,145,866	1,167,000	1,185,000
Total Expenditures	<b>\$34,819,831</b>	<b>\$36,177,960</b>	<b>\$37,493,200</b>

## Hennepin County

**Employee Health Plan Self Insurance Fund**  
**General Government**

**2014 BUDGET**  
**Adopted**

**Mission:**

*The Employee Health Plan Self Insurance Fund accounts for the county's employee health plan. The fund's budget includes the cost of operating the county HealthWorks unit. HealthWorks connects employees, their dependents, and retirees with wellness programs and services to help them maintain or improve their health.*

<b>Department Description:</b>
--------------------------------

This department is an internal service fund. In addition to accounting for premium revenue and claims expense, the fund accounts for the expenses of the county HealthWorks unit.

<b>Budget Summary:</b>	<b>2012 Actual</b>	<b>2013 Budget</b>	<b>2014 Budget</b>
------------------------	--------------------	--------------------	--------------------

Budgeted Property Tax Requirement*	\$	-	\$	-	\$	-
Other Taxes						
Federal						
State						
Local						
Investment Earnings						
Fees for Services		93,354,760		99,840,000		99,052,663
Fines and Forfeitures						
Licenses and Permits						
Bond Proceeds						
Other Revenue						
Total Revenues		<b>\$93,354,760</b>		<b>\$99,840,000</b>		<b>\$99,052,663</b>
Personal Services		\$400,976		\$461,149		\$497,801
Commodities		1,640		2,500		2,500
Services		3,238,413		3,759,120		3,532,778
Capital Outlay						
Other Charges		78,922,093		95,617,231		95,019,584
Total Expenditures		<b>\$82,563,122</b>		<b>\$99,840,000</b>		<b>\$99,052,663</b>

\*Reflects the adjusted property tax requirement budget, not actual property tax collection.

Budgeted Positions (Full-time Equivalents)	<b>6.0</b>	<b>6.0</b>	<b>6.0</b>
--	------------	------------	------------

# Hennepin County

**Self Insurance Fund**  
**General Government**

**2014 BUDGET**  
**Adopted**

**Mission:**

*To report and account for the assets and liabilities related to the county's self-insurance programs for workers' compensation, tort liabilities, and property insurance risks.*

**Department Description:**

The Self Insurance internal service fund is used to account for assets and estimated liabilities related to the county's self-insurance programs for workers' compensation, tort liabilities, and property insurance risks. The workers' compensation program is funded by annual charges to county departments. The costs of the Workers' Compensation Claims Administration staff in the County Attorney's Office are accounted for in this fund. The fund also accounts for estimated tort liabilities and holds cash reserves related to the large deductible property insurance program for the county's buildings and equipment.

**Budget Summary:**

	2012 Actual	2013 Budget	2014 Budget
Budgeted Property Tax Requirement*	\$ -	\$ -	\$ -
Other Taxes			
Federal			
State			
Local			
Investment Earnings			
Fees for Services	5,412,000	5,608,082	6,074,482
Fines and Forfeitures			
Licenses and Permits			
Bond Proceeds			
Other Revenue	(996)		
Total Revenues	<b>\$5,411,004</b>	<b>\$5,608,082</b>	<b>\$6,074,482</b>
Personal Services	\$396,036	\$423,186	\$455,294
Commodities	13,507	3,000	5,100
Services	4,725,343	4,940,476	5,341,388
Capital Outlay			
Other Charges	217,597	241,420	272,700
Total Expenditures	<b>\$5,352,483</b>	<b>\$5,608,082</b>	<b>\$6,074,482</b>

*\*Reflects the adjusted property tax requirement budget, not actual property tax collection.*

Budgeted Positions (Full-time Equivalents)	5.5	5.5	5.5
--	-----	-----	-----

# Hennepin County


2014 BUDGET

Adopted

## Major Program: Capital Improvements

### Mission:

*To provide resources that will fund county building, facility modification and highway construction projects during the budget year. Capital projects contained within the budget may extend beyond the budget year and require additional funding in succeeding years, due to their magnitude and construction scheduling.*



2014 Capital Budget

## Program Description:

Proposed capital projects are reviewed by county staff and citizen representatives of the Capital Budgeting Task Force. Program needs, operating cost implications, revenues and expenditures are reviewed in order to develop a five-year plan that will provide for the sound financial planning of future physical needs of the county. The plan is reassessed annually as new conditions and circumstances dictate.

FOR SPECIFIC DETAILS REGARDING THE CAPITAL BUDGET AND EACH PROJECT, REFER TO A COPY OF THE SEPARATE DOCUMENT TITLED 2014 CAPITAL BUDGET AND 2014 - 2018 CAPITAL IMPROVEMENT PROGRAM.

## Program Budget Highlights:

The Capital Improvements budget for 2014 (less debt retirement, which is discussed in the Debt Retirement section of General Government) is \$181,034,000. This represents a decrease of \$3.2 million or 1.75 percent from the adjusted 2013 budget of \$184,254,971.

### **Role of the Capital Budgeting Task Force**

Since 1973, the county has considered the recommendations of an appointed eleven member citizen board, referred to as the Capital Budgeting Task Force (CBTF), prior to the adoption of its annual capital budget and five-year capital improvement program. Specifically, the CBTF is responsible for reviewing, prioritizing and making recommendations to the County Board regarding the capital projects requested by county departments. The CBTF's annual report to the County Board is contained in the separate document titled **2014 Capital Budget and 2014-2018 Capital Improvement Program**. See the Introduction section for the capital budget schedule and process.

### **Expenditures**

Although the 2014 capital budget is only \$3.2 million less than the adjusted 2013 capital budget, there are significant differences in the makeup of the budgeted expenditures. The adjusted 2013 capital budget included \$67.0 million for Public Works projects (41.2% of the total capital budget), while the 2014 budget includes \$102.5 million in Public Works budgeted expenditures, or 56.6% of the total 2014 capital budget. Within the Public Works area, budgeted expenditures for Highways totaled \$46.3 million, while the 2014 budget for Highways is \$73.0 million. On the other hand, for 2013, \$9.6 million was budgeted for Housing, Community Works and Transit projects, while in 2014, only \$100,000 is budgeted for HCW&T projects. Also reflected in the 2014 Public Works budget is \$19.3 million in budgeted expenditures for Property Services which in 2013 were reflected in the General Government area.

In the Health area for 2014, budgeted Medical Center projects total \$35.5 million, a decrease of \$17.2 million from 2013. Of the \$35.5 million budgeted for Medical Center projects, \$29.0 million is additional funding for a new Ambulatory Clinic Building, as the hospital begins implementation of major elements of its Master Facility Plan.

The 2014 budget contains \$12.4 million for the Libraries area including continuation funding for the new Brooklyn Park, Walker and Excelsior libraries. In addition, the 2014 budget includes significant funding to make infrastructure improvements at the 41 libraries that are part of the county Library System. The 2014 budget also includes additional funding for Library equipment and furniture replacements.

In the Public Safety area, \$16.4 million is budgeted for 2014. Included in this amount is \$5.7 million in continuation funding for the New 911 Emergency Communications Facility on the Adult Corrections Facility (ACF) campus. An additional \$6.0 million is provided in the Community Corrections area to make improvements to the ACF and other Corrections facilities and \$4.0 million is provided for improvements to District Court facilities, including the first of several projects related to moving functions within the Government Center secure perimeter.

In the Human Services area, \$10.1 million is provided in 2014 to continue the decentralization of the Human Services & Public Health Department into six regions with Hub and Satellite facilities aimed at providing better services at less cost for county clients.

In the General Government area, \$3.9 million is provided for 2014, a decrease of \$6.5 million compared to 2013, primarily because of the transfer of Property Services from General Government to Public Works. The 2014 budget includes \$2.9 million in funding for a number of Information Technology infrastructure and development projects and \$892,000 for Municipal Building Commission projects.

# Hennepin County

**2014 BUDGET**

Adopted

**Program Highlights Continued:**

**Operating Costs of Capital Projects**

The operating implications of capital projects are quantified to the extent possible and information is provided on the project pages in the **2014 Capital Budget and 2014-2018 Capital Improvement Program** book. Some of the important operating cost implications are summarized below.

Significant operational savings, particularly energy savings, are projected to result from energy and building automation projects that are part of the 2014-2018 capital program. It is estimated that the Building Automation projects will save between \$350,000 and \$520,000 per year in operating costs, and the Energy and Water Conservation project is estimated to reduce annual utility costs by \$247,000. The Life/Safety Improvements by the Municipal Building Commission will result in estimated savings of \$12,000 per year in reduced insurance costs. Building automation and mechanical systems upgrades at county buildings and the Municipal Building Commission are estimated to reduce operating costs by \$160,000 per year.

New and improved facilities will increase operating costs in many cases. The New 911 Emergency Communications Facility might result in additional operating costs of \$826,000 per year and the proposed Sheriff's Crime Lab Expansion/Remodeling project is projected to add \$1.1 million in additional operating costs. It is estimated that the New Brooklyn Park Library will add \$195,000, the New Excelsior Library, \$50,000, and the New Walker Library will add an estimated \$107,200 in annual operating costs.

Revenue and Expenditure Information:	2012 Actual	2013 Budget	2014 Budget
Budgeted Property Tax Requirement*	\$6,151,000	\$5,006,671	\$9,659,000
Other Taxes	3,559		
Federal	10,642,304	2,006,534	15,600,000
State	30,134,114	42,110,798	43,751,000
Local	4,921,658	10,185,000	9,684,000
Investment Earnings	181,387		
Fees and Services			
Fines and Forfeitures			
License and Permits			
Bond Proceeds		87,463,641	97,378,000
Other Revenue	14,196,461	37,482,327	4,962,000
Total Revenues	<b>\$66,230,483</b>	<b>\$184,254,971</b>	<b>\$181,034,000</b>
Personal Services			
Commodities			
Services			
Capital Outlay	103,945,206	184,254,971	181,034,000
Other Charges			
Total Expenditures	<b>\$103,945,206</b>	<b>\$184,254,971</b>	<b>\$181,034,000</b>

*\*Reflects the adjusted property tax requirement budget, not actual property tax collections.*

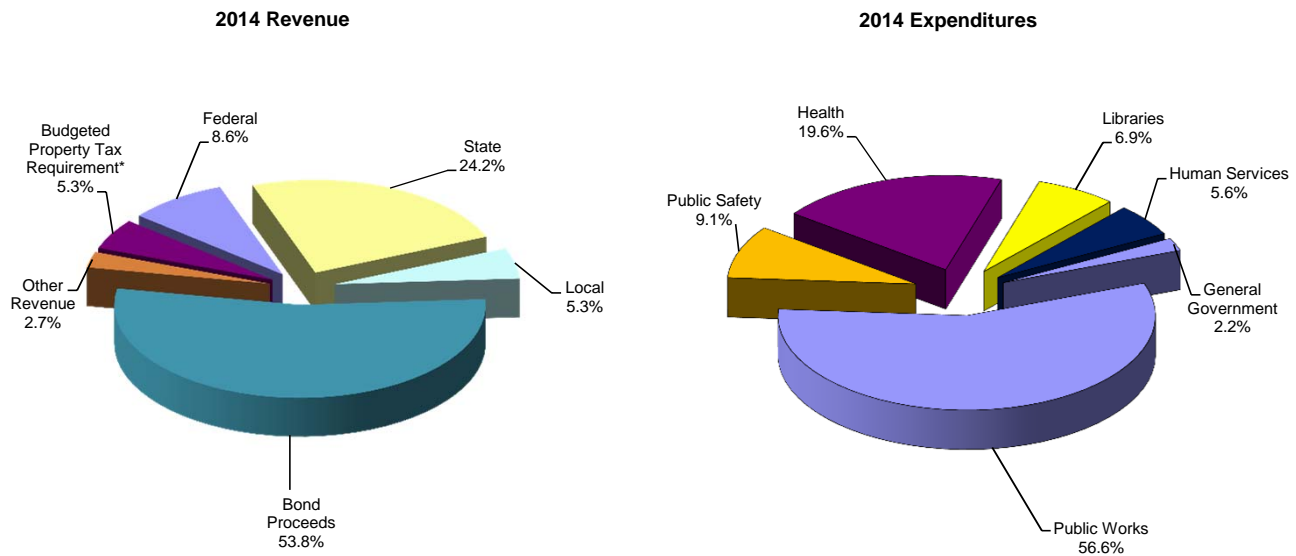
**Budgeted Positions (Full-time Equivalents)**

# Hennepin County

## 2014 BUDGET

Adopted

### Revenue and Expenditure Comparison:



### Revenue Highlights:

Of the revenues to support the \$181.0 million capital budget, \$97.4 million comes from bonded indebtedness. The 2014 level of bonding is \$9.9 million higher than the \$87.5 million included in the adjusted 2013 budget. Most of this difference in the level of bonding is the result of increased bonding requirements for Health (\$8.2 million more) and Public Works (\$14.8 million more), offset somewhat by reductions in debt for Public Safety (\$5.2 million less) and General Government (\$9.5 million less). The increase in Public Works and the decrease in General Government debt is largely the result of moving Property Services from General Government to Public Works. Details concerning the county's debt retirement and debt management can be found in the Debt Retirement section of the General Government program.

State and federal revenues of \$59.4 million are included in the 2014 capital budget, which is up substantially from the 2013 level of \$44.1 million. Almost all of the \$15.3 million difference between the two years is related to federal revenues for two highway projects, \$8.3 million for reconditioning the Franklin Avenue Bridge and \$7.3 million for reconstructing a portion of CSAH 61 (Shady Oak Road).

The 2014 capital budget also includes \$9.7 million in property tax funding which is \$4.7 million higher than the \$5.0 million budgeted for 2013, although the 2014 number includes County Program Aid, while the 2013 number does not. In addition, the 2014 capital budget includes \$9.7 million in local financing related to highways and \$5.0 million in other funding, down substantially from the \$37.5 million shown in 2013. Almost all of the difference in other revenues is related to Medical Center capital projects.

Specific capital project budgets and detail about revenue sources relating to capital improvements can be found in the separate document titled **2014 Capital Budget and 2014-2018 Capital Improvement Program**, which is available on the County's internet site or from the Office of Budget and Finance.

Department Expenditure Summary:	2012 Budget	2013 Budget	2014 Budget
Public Works	\$142,097,250	\$66,920,423	\$102,515,000
Public Safety	22,153,000	21,411,000	16,424,000
Health	9,500,000	52,710,000	35,539,000
Libraries	4,968,000	13,505,000	12,563,000
Human Services	4,048,000	10,293,000	10,058,000
General Government	13,209,000	19,415,548	3,935,000
<b>Total Expenditures</b>	<b>\$195,975,250</b>	<b>\$184,254,971</b>	<b>\$181,034,000</b>



Hennepin County

CAPITAL IMPROVEMENTS

2014 BUDGET

SUMMARY OF PROJECTS BY PROGRAM AND REVENUE SOURCE

CAPITAL IMPROVEMENTS FUND

**2014 CAPITAL BUDGET  
SUMMARY OF PROJECTS BY PROGRAM AND REVENUE SOURCE**

Program/Department/Project	Total 2014	Property Tax	Bonded Indebtedness	Intergovern- mental	Enterprise & Other
<b><u>PUBLIC WORKS</u></b>					
<b>Transportation</b>					
Construct Mntnka Blvd ramps and signals at Mn 100	\$800,000			800,000	
Reconst. Franklin Ave Bridge over Mississippi River	\$12,000,000			12,000,000	
Reconstruct Rd fr CSAH 81 to Xerxes Avenue	\$7,530,000			2,023,000	5,507,000
Partic. Dam and Road Replacement CSAH 12	2,460,000	160,000	2,300,000		
Reconst CSAH 34 at 84th St. Intersection - Part.	500,000			500,000	
Replace bridge over Godfrey Parkway in Minneapolis	350,000			350,000	
Reconstr. CSAH 48 fr 46th St to Lake Street	8,795,000			7,476,000	1,319,000
Reconst. 66th St. fr W of Washburn Ave to 16th Ave	2,000,000			1,000,000	1,000,000
Reconstruct CSAH 61 fr N of CSAH 3 to TH 7	15,000,000			13,142,000	1,858,000
Reconstruct CSAH 101 fr CSAH 5 to TH 12	6,230,000			6,230,000	
Replace Bridge over Rush Creek on CSAH 101	1,585,000			1,585,000	
Reconstruct CSAH 102 fr TH 55 to CSAH 70	1,000,000			1,000,000	
Reconstr. CSAH 103 fr CSAH 109 to CSAH 30	4,000,000			4,000,000	
Reconstr. CSAH 103 fr Candlewood to 85th Ave	2,580,000			2,580,000	
Reconstruct CSAH 112 fr CSAH 6 to Wayzata Blvd	3,000,000			3,000,000	
Replace bridge 700 feet N of CSAH 51	70,000			70,000	
Partic. Intersection CSAH 144 at CSAH 101	1,000,000			1,000,000	
Bikeway Participation/Development	300,000	300,000			
Bikeway Program/Discretionary	300,000	300,000			
Consultant Services - Miscellaneous	765,000	15,000		750,000	
Hardship Right-of-Way Acquisition	30,000	30,000			
Maple Grove Right-of-Way Acquisition Reimbursemer	45,000	45,000			
Minneapolis Signal Participation	275,000	30,000		245,000	
MnDOT Signal Participation	150,000	10,000		140,000	
Miscellaneous Structure Repairs	70,000	70,000			
Pavement Preservation Plus	300,000	300,000			
Pedestrian Ramps	600,000			600,000	
Railroad Crossing Participation	25,000			25,000	
Roadside Enhancement Partnership Program	1,000,000	1,000,000			
Sidewalk Participation	200,000	200,000			
Surface Water Management	40,000	40,000			
Highways Subtotal	\$73,000,000	\$2,500,000	\$2,300,000	\$58,516,000	\$9,684,000
<b>Transportation Building Project</b>					
Orono Maintenance Facility Expansion & Renovation	2,356,000		2,356,000		
<b>Housing, Community Works &amp; Transit Projects</b>					
Community Works Corridor Planning	(183,000)	(183,000)			
Penn Avenue Community Works	283,000	283,000			
<b>Environmental Services Projects</b>					
HERC Facility Preservation & Improvement	3,810,000				3,810,000
HERC District Energy	100,000				100,000
Energy Center Improvements	3,508,000		3,508,000		
Transfer Station Facility Preservation 2012-2016	100,000				100,000
Spring Park Boat Access Modifications	252,000				252,000

**Hennepin County**

**2014 CAPITAL BUDGET  
SUMMARY OF PROJECTS BY PROGRAM AND REVENUE SOURCE**

<b>Program/Department/Project</b>	<b>Total 2014</b>	<b>Property Tax</b>	<b>Bonded Indebtedness</b>	<b>Intergovern- mental</b>	<b>Enterprise &amp; Other</b>
<b>Property Services Projects</b>					
Environmental Health & Safety 2011 - 2015	350,000	100,000	250,000		
Facility Preservation 2011 - 2015	3,000,000		3,000,000		
Government Center Rehabilitation	5,634,000		5,634,000		
Building Automation Sys Improve 2011-2015	3,864,000		3,864,000		
Accessibility Modifications	252,000			252,000	
Energy and Water Conservation	504,000	504,000			
General Office Space Modifications	300,000			300,000	
Carpet Replacement Program 2013-2017	865,000			865,000	
Public and Programmatic Furniture Replacement	244,000	244,000			
701 Building Facility Preservation	640,000			140,000	500,000
701 Building Office Space Modifications	3,536,000		3,336,000		200,000
Government Center A-24 & A-23 Remodeling	100,000	100,000			
<b>Public Works Subtotal</b>	<b><u>\$102,515,000</u></b>	<b><u>\$3,548,000</u></b>	<b><u>\$24,248,000</u></b>	<b><u>\$60,073,000</u></b>	<b><u>\$14,646,000</u></b>
<b><u>PUBLIC SAFETY</u></b>					
<b>District Court Projects</b>					
HCGC C-11 Modifications	1,141,000		1,141,000		
District Court Courtroom Bench Modifications	352,000		352,000		
Traffic Violations Bureau Improvements	776,000		776,000		
Jury Assembly Relocation	1,250,000		1,250,000		
Courtroom Communications Systems	518,000	518,000			
<b>Community Corrections &amp; Rehabilitation Projects</b>					
Community Corrections Security Modifications	252,000		252,000		
Community Corrections Facility Preservation 2012-20	4,000,000		4,000,000		
JDC Medical Build-out & Remodeling	846,000		846,000		
JDC Flooring Replacement	188,000		188,000		
Community Corrections Flooring Replacement	86,000		86,000		
JDC Day Room Modifications	273,000		273,000		
Probation Furniture/Space Efficiency Modifications	400,000			400,000	
<b>Sheriff Projects</b>					
New 911 Emergency Communications Facility	5,652,000		5,652,000		
Sheriff's Holding Area Security Upgrades	440,000		440,000		
Sheriff's Enforcement Services Division HQ Facility M	250,000		250,000		
<b>Public Safety Subtotal</b>	<b><u>\$16,424,000</u></b>	<b><u>\$518,000</u></b>	<b><u>\$15,506,000</u></b>	<b><u>\$400,000</u></b>	<b><u>\$0</u></b>
<b><u>HEALTH</u></b>					
<b>Medical Center Projects</b>					
HCMC Asset Preservation	6,500,000		6,500,000		
HCMC Ambulatory Clinic Building	29,039,000		29,039,000		
<b>Health Subtotal</b>	<b><u>\$35,539,000</u></b>	<b><u>\$0</u></b>	<b><u>\$35,539,000</u></b>	<b><u>\$0</u></b>	<b><u>\$0</u></b>
<b><u>LIBRARIES</u></b>					
<b>Library Projects</b>					
New Brooklyn Park Library	5,314,000		5,314,000		
New Excelsior Library	680,000		680,000		
New Walker Library	1,794,000		1,794,000		
Library Facility Modifications 2012-2016	1,000,000		1,000,000		
Library Facility Preservation 2013-2017	1,000,000		1,000,000		
Minneapolis Libraries BAS Upgrades	190,000		190,000		
Library Equipment Replacement	1,500,000		1,500,000		
Library Furniture Replacement	250,000		250,000		
Library Technology Improvements	835,000			835,000	
<b>Libraries Subtotal</b>	<b><u>\$12,563,000</u></b>	<b><u>\$0</u></b>	<b><u>\$11,728,000</u></b>	<b><u>\$835,000</u></b>	<b><u>\$0</u></b>

**Hennepin County**

**2014 CAPITAL BUDGET  
SUMMARY OF PROJECTS BY PROGRAM AND REVENUE SOURCE**

Program/Department/Project	Total 2014	Property Tax	Bonded Indebtedness	Intergovern- mental	Enterprise & Other
<b><u>HUMAN SERVICES</u></b>					
<b>Human Services Projects</b>					
HSPHD Satellite Facilities	1,630,000		1,630,000		
HSPHD Office Space Reconfiguration	2,200,000		2,200,000		
HSPHD South Minneapolis Regional Service Ctr.	6,228,000		6,228,000		
<b>Human Services Subtotal</b>	<b><u>\$10,058,000</u></b>	<b><u>\$0</u></b>	<b><u>\$10,058,000</u></b>	<b><u>\$0</u></b>	<b><u>\$0</u></b>
<b><u>GENERAL GOVERNMENT</u></b>					
<b>Information Technology Projects</b>					
IT Community Connectivity	1,500,000			1,500,000	
IT Furniture & Space Efficiencies Modifications	1,389,000			1,389,000	
<b>Taxpayer Services</b>					
HCGC A-5 / A-6 Space Remodeling	154,000			154,000	
<b>Municipal Building Commission Projects</b>					
MBC Life/Safety Improvements	106,000		106,000		
MBC Mechanical Systems Upgrades	581,000		581,000		
MBC 4th St. Tower & Interior Elevator Improvements	70,000	70,000			
City Hall/Courthouse Clock Tower Restoration	135,000		135,000		
<b>General Government Subtotal</b>	<b><u>\$3,935,000</u></b>	<b><u>\$70,000</u></b>	<b><u>\$822,000</u></b>	<b><u>\$3,043,000</u></b>	<b><u>\$0</u></b>
<b>COUNTY TOTALS</b>	<b><u>\$181,034,000</u></b>	<b><u>\$4,136,000</u></b>	<b><u>\$97,901,000</u></b>	<b><u>\$64,351,000</u></b>	<b><u>\$14,646,000</u></b>

Note: For detailed information concerning the various projects, please see the separate document titled **2014 Capital Budget and 2014-2018 Capital Improvement Program**.