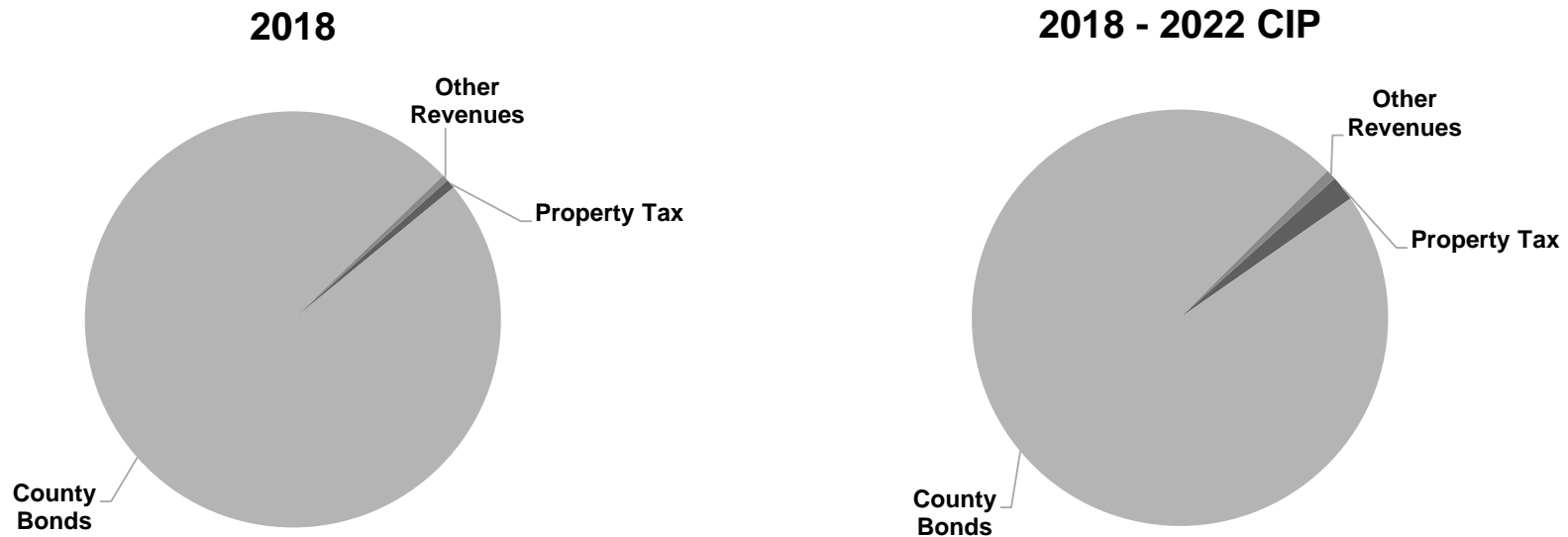


Operations and Libraries

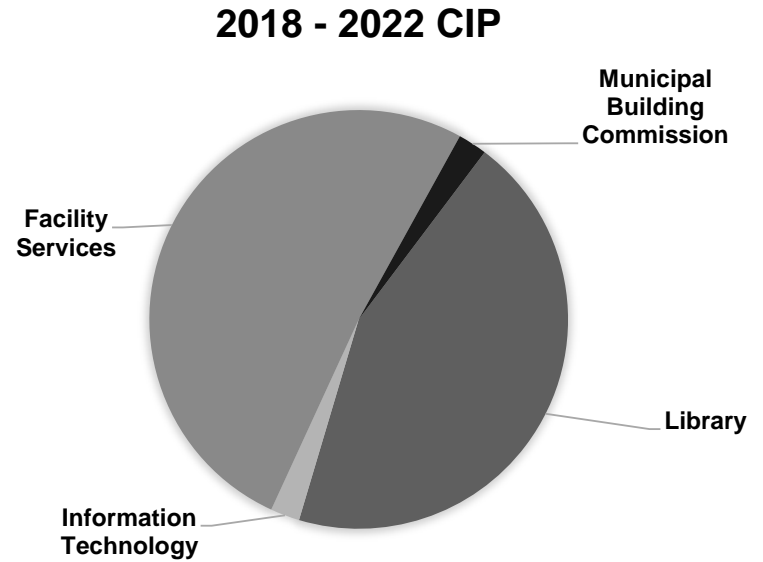
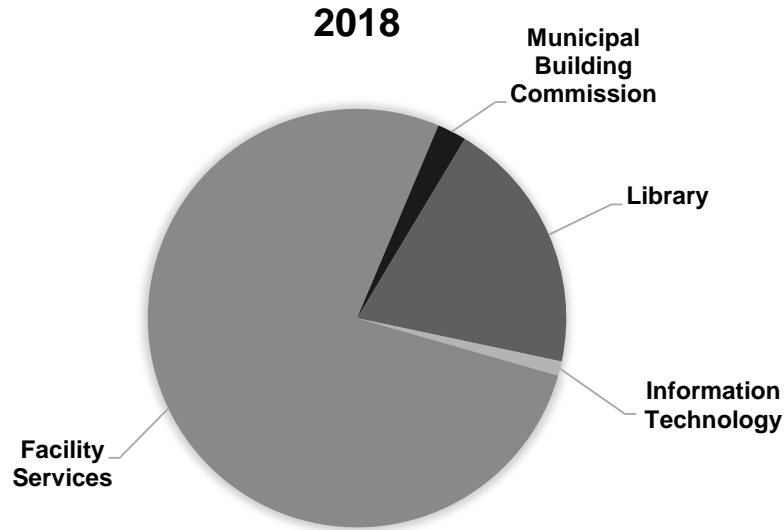
Operations encompasses the policy making, administrative support and staff services necessary for the efficient and effective management of county programs. The Board of Commissioners, as the elected governing body of the county, establishes policies and programs, approves the annual budget, and appoints key officials. The County Administrator is responsible for advising the County Board and implementing approved policies and programs. The Operations departments include Commissioners and Administration, Budget & Finance, Information Technology, Real Property Group, Human Resources, Audit Compliance & Investigative Services, General County Purposes, Municipal Building Commission, Debt Retirement and Ballpark Sales Tax Revenue Programs.

Libraries is comprised of the county's award winning public library system which is comprised of 41 library locations, a substantial on-line presence and additional outreach services located throughout the county, and the Law Library, which provides legal information services pursuant to Minnesota Statutes Chapter 134A to the judges, government officials, practicing attorneys and citizens from a location within the Hennepin County Government Center.



Revenue Category	2018		2019	2020	2021	2022	2018 - 2022 CIP	
Property Tax	900,000	0.7%	1,450,000	1,450,000	1,450,000	1,150,000	6,400,000	2.0%
County Bonds	122,913,000	98.8%	75,632,000	56,868,000	44,521,000	17,922,000	317,856,000	97.2%
Other Revenues	600,000	0.5%	500,000	500,000	500,000	500,000	2,600,000	0.8%
Total	124,413,000	100.0%	77,582,000	58,818,000	46,471,000	19,572,000	326,856,000	100.0%

Operations and Libraries Expenditures



Expenditure Area	2018		2019	2020	2021	2022	2018 - 2022 CIP	
Library	24,528,000	19.7%	49,212,000	36,324,000	26,353,000	8,467,000	144,884,000	44.3%
Information Technology	1,380,000	1.1%	1,500,000	1,500,000	1,500,000	1,500,000	7,380,000	2.3%
Facility Services	95,705,000	76.9%	23,429,000	20,429,000	18,228,000	9,455,000	167,246,000	51.2%
Municipal Building Commission	2,800,000	2.3%	3,441,000	565,000	390,000	150,000	7,346,000	2.2%
Total	124,413,000	100.0%	77,582,000	58,818,000	46,471,000	19,572,000	326,856,000	100.0%

Revenues by Project

NOTE: All Total and subtotal lines precede detail

Pg#	Project Number and Name	Revenue Category	Budget to Date	2018 - 2022 Capital Improvement Program					Beyond	Project Total
				2018 Budget	2019	2020	2021	2022		
Operations			83,117,200	124,413,000	77,582,000	58,818,000	46,471,000	19,572,000	25,895,000	435,868,200
Library			12,332,000	24,528,000	49,212,000	36,324,000	26,353,000	8,467,000	24,841,000	182,057,000
VI-4	1001787	Eden Prairie Library Refurbishment	358,000	2,800,000	8,956,000	0	0	0	0	12,114,000
		Bonds - GO	358,000	2,800,000	8,956,000	0	0	0	0	12,114,000
VI-6	0030332	Southeast Library Renovation	4,356,000	7,284,000	0	0	0	0	0	11,640,000
		Bonds - GO	1,156,000	7,284,000	0	0	0	0	0	8,440,000
		Other	3,200,000	0	0	0	0	0	0	3,200,000
VI-8	1004465	Oxboro Library Refurbishment	171,000	6,551,000	0	0	0	0	0	6,722,000
		Bonds - GO	171,000	6,551,000	0	0	0	0	0	6,722,000
VI-10	1004470	Hosmer Library Refurbishment	220,000	4,160,000	0	0	0	0	0	4,380,000
		Bonds - GO	220,000	4,160,000	0	0	0	0	0	4,380,000
VI-12	1002168	Library Facility Preservation 2016-2020	3,500,000	0	1,500,000	1,500,000	1,500,000	1,000,000	0	9,000,000
		Property Tax	350,000	0	0	0	0	0	0	350,000
		Bonds - GO	3,150,000	0	1,500,000	1,500,000	1,500,000	1,000,000	0	8,650,000
VI-14	1002169	Library Equipment Replacement 2016-2020	1,304,000	2,000,000	2,147,000	2,390,000	1,172,000	0	0	9,013,000
		Property Tax	100,000	200,000	200,000	200,000	200,000	0	0	900,000
		Bonds - GO	1,204,000	1,800,000	1,947,000	2,190,000	972,000	0	0	8,113,000
VI-16	1004468	Westonka Library Replacement	0	0	420,000	6,316,000	0	0	0	6,736,000
		Bonds - GO	0	0	420,000	6,316,000	0	0	0	6,736,000
VI-18	1005259	New Southdale Library	0	1,000,000	30,000,000	19,000,000	0	0	0	50,000,000
		Property Tax	0	200,000	0	0	0	0	0	200,000
		Bonds - GO	0	800,000	30,000,000	19,000,000	0	0	0	49,800,000
VI-20	1002167	Library Facility Modifications 2016-2020	2,250,000	0	0	0	0	0	0	2,250,000
		Bonds - GO	2,250,000	0	0	0	0	0	0	2,250,000
VI-22	1004474	North Regional Library Refurbishment	58,000	733,000	5,245,000	0	0	0	0	6,036,000
		Bonds - GO	58,000	733,000	5,245,000	0	0	0	0	6,036,000
VI-24	1004469	East Lake Library Refurbishment	0	0	218,000	290,000	3,414,000	0	0	3,922,000
		Bonds - GO	0	0	218,000	290,000	3,414,000	0	0	3,922,000
VI-26	1004476	Sumner Library Refurbishment	0	0	91,000	3,677,000	137,000	0	0	3,905,000
		Bonds - GO	0	0	91,000	3,677,000	137,000	0	0	3,905,000
VI-28	1001788	Brookdale Library Refurbishment	115,000	0	194,000	1,218,000	10,377,000	98,000	0	12,002,000
		Bonds - GO	115,000	0	194,000	1,218,000	10,377,000	98,000	0	12,002,000
VI-30	1004467	Pierre Bottineau Library Refurbishment	0	0	175,000	227,000	2,469,000	0	0	2,871,000
		Bonds - GO	0	0	175,000	227,000	2,469,000	0	0	2,871,000
VI-32	1004464	Linden Hills Library Refurbishment	0	0	125,000	440,000	1,539,000	0	0	2,104,000
		Bonds - GO	0	0	125,000	440,000	1,539,000	0	0	2,104,000
VI-34	1004466	Franklin Library Refurbishment	0	0	141,000	706,000	2,090,000	0	0	2,937,000
		Bonds - GO	0	0	141,000	706,000	2,090,000	0	0	2,937,000

Revenues by Project

NOTE: All Total and subtotal lines precede detail

Pg#	Project Number and Name	Revenue Category	Budget to Date	2018 - 2022 Capital Improvement Program					Beyond	Project Total
				2018 Budget	2019	2020	2021	2022		
VI-36	1004444	Minneapolis Central Library Refurbishment	0	0	0	560,000	3,518,000	6,885,000	21,832,000	32,795,000
		Bonds - GO	0	0	0	560,000	3,518,000	6,885,000	21,832,000	32,795,000
VI-38	1005181	Penn Lake Library Refurbishment	0	0	0	137,000	484,000	484,000	3,009,000	3,630,000
		Bonds - GO	0	0	0	137,000	484,000	484,000	3,009,000	3,630,000
		Information Technology	2,140,000	1,380,000	1,500,000	1,500,000	1,500,000	1,500,000	0	9,520,000
VI-40	1002166	IT Community Connectivity 2016-2020	2,140,000	1,380,000	1,500,000	1,500,000	1,500,000	1,500,000	0	9,520,000
		Bonds - GO	2,140,000	1,380,000	1,500,000	1,500,000	1,500,000	1,500,000	0	9,520,000
		Facility Services	52,662,000	95,705,000	23,429,000	20,429,000	18,228,000	9,455,000	1,054,000	220,962,000
VI-42	1002153	Environmental Health & Safety 2016-2020	700,000	350,000	350,000	350,000	350,000	350,000	0	2,450,000
		Property Tax	400,000	350,000	350,000	350,000	350,000	350,000	0	2,150,000
		Bonds - GO	300,000	0	0	0	0	0	0	300,000
VI-44	1000874	Government Center Rehabilitation	13,634,000	5,000,000	5,000,000	5,000,000	4,299,000	0	0	32,933,000
		Bonds - GO	13,634,000	5,000,000	5,000,000	5,000,000	4,299,000	0	0	32,933,000
VI-46	1005192	HCGC Elevator & Escalator Modernization	0	3,702,000	3,299,000	3,299,000	3,299,000	0	0	13,599,000
		Bonds - GO	0	3,702,000	3,299,000	3,299,000	3,299,000	0	0	13,599,000
VI-48	1005176	Countywide Energy Conservation 2016-2020	0	2,000,000	2,000,000	2,000,000	2,000,000	1,775,000	0	9,775,000
		Bonds - GO	0	2,000,000	2,000,000	2,000,000	2,000,000	1,775,000	0	9,775,000
VI-50	1002155	Building Auto. Sys Upgrades 2016-2020	0	0	2,000,000	2,000,000	1,600,000	1,000,000	0	6,600,000
		Property Tax	0	0	200,000	200,000	200,000	100,000	0	700,000
		Bonds - GO	0	0	1,800,000	1,800,000	1,400,000	900,000	0	5,900,000
VI-52	1002154	Facility Preservation 2016-2020	7,000,000	2,000,000	2,500,000	2,500,000	2,500,000	2,500,000	0	19,000,000
		Property Tax	100,000	0	0	0	0	0	0	100,000
		Bonds - GO	6,900,000	2,000,000	2,500,000	2,500,000	2,500,000	2,500,000	0	18,900,000
VI-54	1002308	Ridgedale Regional Center Preservation	10,800,000	1,000,000	0	0	0	0	0	11,800,000
		Bonds - GO	10,800,000	1,000,000	0	0	0	0	0	11,800,000
VI-56	1004461	1800 Chicago Infrastructure Replacements	3,459,000	3,500,000	1,000,000	1,000,000	0	0	0	8,959,000
		Bonds - GO	3,459,000	3,500,000	1,000,000	1,000,000	0	0	0	8,959,000
VI-58	1002159	701 Building Facility Preservation 2016-2020	3,600,000	600,000	1,500,000	1,500,000	1,500,000	1,500,000	0	10,200,000
		Bonds - GO	1,905,000	0	1,000,000	1,000,000	1,000,000	1,000,000	0	5,905,000
		Lease Revenues	1,695,000	600,000	500,000	500,000	500,000	500,000	0	4,295,000
VI-60	1005285	701 Building Facade Restoration	0	0	3,000,000	0	0	0	0	3,000,000
		Bonds - GO	0	0	3,000,000	0	0	0	0	3,000,000
VI-62	1002242	Countywide Security Systems & Equipment	6,000,000	0	2,000,000	2,000,000	2,000,000	1,650,000	1,054,000	14,704,000
		Property Tax	400,000	0	500,000	500,000	500,000	500,000	500,000	2,900,000
		Bonds - GO	5,200,000	0	1,500,000	1,500,000	1,500,000	1,150,000	554,000	11,404,000
		State	400,000	0	0	0	0	0	0	400,000
VI-64	1002156	Accessibility Modifications 2016-2020	290,000	100,000	200,000	200,000	200,000	200,000	0	1,190,000
		Property Tax	145,000	50,000	100,000	100,000	100,000	100,000	0	595,000
		Bonds - GO	145,000	50,000	100,000	100,000	100,000	100,000	0	595,000

Revenues by Project

NOTE: All Total and subtotal lines precede detail

Pg#	Project Number and Name	Revenue Category	Budget to Date	2018 - 2022 Capital Improvement Program					Beyond	Project Total
				2018 Budget	2019	2020	2021	2022		
VI-66	1004414	701 Building Tenant Space Repurposing	3,274,000	3,473,000	0	0	0	0	0	6,747,000
		Bonds - GO	3,274,000	3,473,000	0	0	0	0	0	6,747,000
VI-68	1002158	Carpet Replacement Program 2016-2020	1,655,000	580,000	280,000	280,000	180,000	180,000	0	3,155,000
		Property Tax	200,000	100,000	100,000	100,000	100,000	100,000	0	700,000
		Bonds - GO	1,455,000	480,000	180,000	180,000	80,000	80,000	0	2,455,000
VI-70	1002157	General Office Space & Furniture Mods 2016-2020	2,000,000	0	300,000	300,000	300,000	300,000	0	3,200,000
		Bonds - GO	2,000,000	0	300,000	300,000	300,000	300,000	0	3,200,000
VI-72	1005577	Penn & Plymouth Fourth Floor Buildout	0	2,400,000	0	0	0	0	0	2,400,000
		Bonds - GO	0	2,400,000	0	0	0	0	0	2,400,000
VI-74	1004483	Downtown Office Space Expansion	250,000	71,000,000	0	0	0	0	0	71,250,000
		Property Tax	250,000	0	0	0	0	0	0	250,000
		Bonds - GO	0	71,000,000	0	0	0	0	0	71,000,000
Municipal Building Commission			15,983,200	2,800,000	3,441,000	565,000	390,000	150,000	0	23,329,200
VI-76	0031317	MBC Life/Safety Improvements	4,884,000	550,000	1,150,000	65,000	65,000	0	0	6,714,000
		Property Tax	767,000	0	0	0	0	0	0	767,000
		Bonds - GO	4,117,000	550,000	1,150,000	65,000	65,000	0	0	5,947,000
VI-78	0031483	MBC Mechanical Systems Upgrades	9,784,200	0	375,000	500,000	325,000	150,000	0	11,134,200
		Property Tax	75,000	0	0	0	0	0	0	75,000
		Bonds - GO	9,709,200	0	375,000	500,000	325,000	150,000	0	11,059,200
VI-80	1000935	MBC Exterior Improvements	1,225,000	1,930,000	470,000	0	0	0	0	3,625,000
		Bonds - GO	1,225,000	1,930,000	470,000	0	0	0	0	3,625,000
VI-82	1004484	MBC Elevator Upgrades	90,000	320,000	1,446,000	0	0	0	0	1,856,000
		Bonds - GO	90,000	320,000	1,446,000	0	0	0	0	1,856,000

Project Name: 1001787 Eden Prairie Library Refurbishment
Major Program: Operations
Department: Library

Funding Start: 2017
Funding Completion: 2019

Summary:
The Eden Prairie Library, located at 565 Prairie Center Drive in Eden Prairie, MN, is 53,600 gross square foot (GSF) single story facility situated on a 4.4 acre site with a surface lot for 185 vehicles. This project will selectively remodel and refurbish approximately 41,000 usable square foot (USF) of the library (including 9,700 USF of staff space) to update the current library space and make it more efficient and patron friendly. Facility asset preservation improvements will be made to address infrastructure and building system requirements to preserve building integrity and maintain long term value as a real-estate asset.

Purpose & Description:
This library was converted from the former Lund's grocery store in 2004. There have been no major remodeling or refurbishments since that date. Approximately 41,000 USF of the library (including staff space) will undergo remodeling and refurbishment to update the current library space and make it more efficient and in line with the needs of today's patrons. Proposed improvements to the library include: reconfiguration and relocation of some public areas to support 21st century library service. Interactive spaces for youth and teens, easy access to outside spaces for all ages. A larger teen area with flexible space used for Maker Space, meetings, or gaming. Service points that are intuitive and easy to find, and zones for quiet, collaboration, homework, and play. A review of the staff support spaces will be conducted in order to optimize space layouts for efficiency gains in alignment with current operating procedures.

A facility assessment was completed in early 2017, identifying infrastructure and building system improvements needed to preserve building integrity and longevity. These improvements include: repairs and updates to HVAC, and electrical systems; Lighting upgrades for energy improvements; Exterior building shell repairs; Exterior site improvements (paving surfaces, grounds and landscape, lighting, site drainage), and Technology system upgrades (IT/data and security systems). Improvements needed to address code compliance, energy code, and environmental and safety requirements are also incorporated into the full project scope.



REVENUES	Budget to Date	12/31/17 Act & Enc	Balance	2018 Budget	2019 Estimate	2020 Estimate	2021 Estimate	2022 Estimate	Beyond 2022	Total
County Bonds	358,000	-	358,000	2,800,000	8,956,000	-	-	-	-	12,114,000
Total	358,000	-	358,000	2,800,000	8,956,000	-	-	-	-	12,114,000
EXPENDITURES	Budget to Date	12/31/17 Act & Enc	Balance	2018 Budget	2019 Estimate	2020 Estimate	2021 Estimate	2022 Estimate	Beyond 2022	Total
Land	-	-	-	-	-	-	-	-	-	-
Construction	-	-	-	2,148,000	5,162,000	-	-	-	-	7,310,000
Consulting	325,000	215,047	109,953	582,000	314,000	-	-	-	-	1,221,000
Equipment	-	-	-	-	325,000	-	-	-	-	325,000
Furnishings	-	-	-	-	1,717,000	-	-	-	-	1,717,000
Other Costs	-	-	-	-	601,000	-	-	-	-	601,000
Contingency	33,000	-	33,000	70,000	837,000	-	-	-	-	940,000
Total	358,000	215,047	142,953	2,800,000	8,956,000	-	-	-	-	12,114,000

Project Name: 1001787 Eden Prairie Library Refurbishment				Funding Start: 2017				
Major Program: Operations				Funding Completion: 2019				
Department: Library								
Current Year's CIP Process Summary	Budget to Date	2018 Budget	2019 Estimate	2020 Estimate	2021 Estimate	2022 Estimate	Beyond 2022	Total
Department Requested	358,000	4,270,000	7,473,000	-	-	-	-	12,101,000
Administrator Proposed	358,000	2,800,000	9,316,000	-	-	-	-	12,474,000
CBTF Recommended	358,000	2,800,000	9,316,000	-	-	-	-	12,474,000
Board Approved Final	358,000	2,800,000	8,956,000	-	-	-	-	12,114,000
Scheduling Milestones (major phases only):				Board Resolutions / Supplemental Information:				
Scoping: 2017				<p>This project is a reflection of the Library/Facility Services revised focus on the asset as a whole and is an effort to coordinate and combine both facility preservation items along with Library remodeling needs to take advantage of upgrades while the Library is closed.</p> <p>The Automatic Materials Handling machine (AMH) is currently located in an area directly adjacent to staff space with no sound barrier. The AMH operates on pneumatic controls and through the use of mechanical rotators and placers which put materials on book carts. The equipment is old and replacement parts are no longer available. The AMH system will be replaced with newer technology which uses electronic controls and sorts into bins, requiring less maintenance. Funding for the new AMH machine is included in the Equipment Replacement Project (1002169).</p>				
Design: 2017								
Procurement: 2018								
Construction: 2018								
Completion: 2019								
Project's Effect on Annual Operating Budget:								
None.								
Annual Impact for Requesting Department:				0				
Annual Impact for all other Depts:				0				
Total				0				
Changes from Prior CIP:								
<p>The 2017 funding request was an order of magnitude estimate based on limited facility condition data as well as unspecified Library programmatic changes. Initial funding of this project provided for a detailed facility condition assessment as well as in-depth study of the Library's programmatic remodeling and refurbishments. This Pre-Design effort has resulted in the identification of a greater need of capital investment.</p> <p>The 2018-2022 estimate has increased by \$6,876,000 over the 2017-2021 estimate due to the following facility needs:</p> <ul style="list-style-type: none"> • Refined scope of Library programmatic improvements • Parking lot mill / overlay and pavement repair; • Drainage/stormwater management and landscape remediation; • General building envelope repairs; • Code required ADA/Accessibility modifications and restroom upgrades; • Environmental / hazardous material abatement; and • New LED lighting system, IT cabling replacement and system improvements 								
Last Year's CIP Process Summary	Budget to Date	2017	2018	2019	2020	2021	Beyond	Total
Department Requested	-	358,000	4,880,000	-	-	-	-	5,238,000
Administrator Proposed	-	358,000	4,880,000	-	-	-	-	5,238,000
CBTF Recommended	-	358,000	4,880,000	-	-	-	-	5,238,000
Board Approved Final	-	358,000	4,880,000	-	-	-	-	5,238,000

Project Name: 0030332 Southeast Library Renovation
Major Program: Operations
Department: Library

Funding Start: 2011
Funding Completion: 2018

Summary:

The Southeast Library, located at 1222 SE 4th Street in Minneapolis, is a 12,960 gross square foot (GSF) two story building situated on a .54 acre site, with surface parking for 7 vehicles. This project will renovate the library facility to make it more efficient and patron friendly, and to correct facility deficiencies that are needed for this 50+ year old building.

Purpose & Description:

The Southeast Library was designed by renowned architect Ralph Rapson and was originally built as a branch of the State Capitol Credit Union in 1963. In 1967, it was converted into a branch library. It is a community library that currently serves area residents and University of Minnesota students. This facility has not seen any major renovations since the library opened.

The key objectives of the Southeast Library renovations are:

- Develop a 21st century library with flexible spaces that support changing needs and a variety of activities: multipurpose rooms, expanded reading/quiet areas, areas for local art displays, maker spaces, smaller meeting rooms, and an expanded children's area.
- Create a library that serves as a "crossroads" that facilitates opportunities to create and collaborate.
- Activate the exterior of the building with usable outdoor spaces.
- Improve access to library services and provide added technology and resources.
- Update and reconfigure staff support spaces.
- Create an interconnected space between levels - opening up views between floors.
- Incorporate ideas generated through the community engagement process including focus groups geared towards University students to better serve their needs.

The space improvements and potential services will make Southeast Library a destination for residents throughout the County.



REVENUES	Budget to Date	12/31/17 Act & Enc	Balance	2018 Budget	2019 Estimate	2020 Estimate	2021 Estimate	2022 Estimate	Beyond 2022	Total
County Bonds	1,156,000	-	1,156,000	7,284,000	-	-	-	-	-	8,440,000
Other Revenues	3,200,000	3,203,584	(3,584)	-	-	-	-	-	-	3,200,000
Total	4,356,000	3,203,584	1,152,416	7,284,000	-	-	-	-	-	11,640,000
EXPENDITURES	Budget to Date	12/31/17 Act & Enc	Balance	2018 Budget	2019 Estimate	2020 Estimate	2021 Estimate	2022 Estimate	Beyond 2022	Total
Land	3,442,000	-	3,442,000	(3,442,000)	-	-	-	-	-	-
Construction	-	1,645	(1,645)	6,247,000	-	-	-	-	-	6,247,000
Consulting	819,000	428,895	390,105	706,000	-	-	-	-	-	1,525,000
Equipment	-	-	-	830,000	-	-	-	-	-	830,000
Furnishings	-	-	-	1,009,000	-	-	-	-	-	1,009,000
Other Costs	-	-	-	785,000	-	-	-	-	-	785,000
Contingency	95,000	-	95,000	1,149,000	-	-	-	-	-	1,244,000
Total	4,356,000	430,540	3,925,460	7,284,000	-	-	-	-	-	11,640,000

Project Name: 0030332 Southeast Library Renovation				Funding Start: 2011				
Major Program: Operations				Funding Completion: 2018				
Department: Library								
Current Year's CIP Process Summary	Budget to Date	2018 Budget	2019 Estimate	2020 Estimate	2021 Estimate	2022 Estimate	Beyond 2022	Total
Department Requested	4,356,000	7,644,000	-	-	-	-	-	12,000,000
Administrator Proposed	4,356,000	7,644,000	-	-	-	-	-	12,000,000
CBTF Recommended	4,356,000	7,644,000	-	-	-	-	-	12,000,000
Board Approved Final	4,356,000	7,284,000	-	-	-	-	-	11,640,000
Scheduling Milestones (major phases only):				Board Resolutions / Supplemental Information:				
Scoping: 2016				<ul style="list-style-type: none"> • 2013: A facility assessment was conducted to assess the condition of the existing building and site. The findings of the assessment provide detailed information regarding the building condition, accessibility compliance, and site analysis pertaining to zoning codes and utilities, and overall requirements for future potential renovation. • 2014: Partnered with the University of Minnesota to conduct community engagement from June through December. An Advisory Committee was formed and community meetings were held to discuss the library and information needs of surrounding neighborhoods. • Expenditures to date include a facility assessment (\$50,000) and community engagement (\$67,000). • "Other" Revenues include \$3,200,000 from the City of Minneapolis. • August 4, 2016: Community Meeting Announcement - Hennepin County staff recommendation that the current building be renovated rather than replaced. 				
Design: 2017								
Procurement: 2018								
Construction: 2018-2019								
Completion: 2019								
Project's Effect on Annual Operating Budget:								
Increase to the operating budget for the Library (\$500,000) and Facility Services (\$33,000).								
Annual Impact for Requesting Department: 500,000								
Annual Impact for all other Depts: 33,000								
Total 533,000								
Changes from Prior CIP: This project has been reduced by \$360,000 as a result of a Commissioner amendment that reduced library capital project budgets by 3% overall.								
Last Year's CIP Process Summary	Budget to Date	2017	2018	2019	2020	2021	Beyond	Total
Department Requested	3,691,000	665,000	7,644,000	-	-	-	-	12,000,000
Administrator Proposed	3,691,000	665,000	7,644,000	-	-	-	-	12,000,000
CBTF Recommended	3,691,000	665,000	7,644,000	-	-	-	-	12,000,000
Board Approved Final	3,691,000	665,000	7,644,000	-	-	-	-	12,000,000

Project Name: 1004465 Oxboro Library Refurbishment
Major Program: Operations
Department: Library

Funding Start: 2017
Funding Completion: 2018

Summary:
 The Oxboro Library, located at 8801 Portland Avenue S. in Bloomington, MN is a 13,768 gross square foot (GSF) single story facility situated on a 2.67 acre site, with a surface parking lot for 78 vehicles. This project will selectively remodel and refurbish approximately 12,000 USF of the library (including 1,609 USF of staff space) to update the current library space and make it more efficient and patron friendly. Facility asset preservation improvements will be made to address infrastructure and building system requirements to preserve building integrity and maintain long term value as a real-estate asset.

Purpose & Description:
 This library, built in 1973, has not seen any remodeling or refurbishments since 2004. Approximately 12,000 USF of the library (including 1,600 USF of staff space) will undergo remodeling and refurbishment. Located across the street from an elementary school and a middle school, the library needs an expanded and flexible youth area to support the amount of school-age children and teens in the library after school and during the summer, with the need for collaborative as well as quiet study spaces. The project will create a front entry that will be inviting and easy to locate. A large meeting room will be integrated into library space as well as additional study rooms and spaces areas that are flexible. Staff areas will be upgraded to provide collaborative space, and a review of Oxboro's petite AMH is needed to align with current operating procedures.

A facility assessment was completed in early 2017, identifying infrastructure and building system improvements needed to preserve building integrity and longevity. These major improvements include: repairs and/or replacement of HVAC, plumbing, and electrical systems; Lighting upgrades for energy improvements; exterior building shell improvements (roof and window replacement, masonry wall system repairs); exterior site repairs and/or replacements (paving surfaces, grounds and landscape improvements, lighting, site drainage and utility service), and technology system upgrades (IT/data and security systems). Improvements needed to address code compliance, energy code, and environmental and safety requirements are also incorporated into the full project scope.



REVENUES	Budget to Date	12/31/17 Act & Enc	Balance	2018 Budget	2019 Estimate	2020 Estimate	2021 Estimate	2022 Estimate	Beyond 2022	Total
County Bonds	171,000	145,841	25,159	6,551,000	-	-	-	-	-	6,722,000
Total	171,000	145,841	25,159	6,551,000	-	-	-	-	-	6,722,000
EXPENDITURES	Budget to Date	12/31/17 Act & Enc	Balance	2018 Budget	2019 Estimate	2020 Estimate	2021 Estimate	2022 Estimate	Beyond 2022	Total
Land	-	-	-	-	-	-	-	-	-	-
Construction	-	1,689	(1,689)	4,487,000	-	-	-	-	-	4,487,000
Consulting	171,000	729,239	(558,239)	606,000	-	-	-	-	-	777,000
Equipment	-	-	-	135,000	-	-	-	-	-	135,000
Furnishings	-	-	-	544,000	-	-	-	-	-	544,000
Other Costs	-	150	(150)	136,000	-	-	-	-	-	136,000
Contingency	-	-	-	643,000	-	-	-	-	-	643,000
Total	171,000	731,078	(560,078)	6,551,000	-	-	-	-	-	6,722,000

Project Name: 1004465 Oxboro Library Refurbishment				Funding Start: 2017				
Major Program: Operations				Funding Completion: 2018				
Department: Library								
Current Year's CIP Process Summary	Budget to Date	2018 Budget	2019 Estimate	2020 Estimate	2021 Estimate	2022 Estimate	Beyond 2022	Total
Department Requested	171,000	6,551,000	-	-	-	-	-	6,722,000
Administrator Proposed	171,000	6,551,000	-	-	-	-	-	6,722,000
CBTF Recommended	171,000	6,551,000	-	-	-	-	-	6,722,000
Board Approved Final	171,000	6,551,000	-	-	-	-	-	6,722,000
Scheduling Milestones (major phases only):				Board Resolutions / Supplemental Information:				
Scoping: 2017				This project is a reflection of the Library/Facility Services revised focus on the asset as a whole and is an effort to coordinate and combine both facility preservation items along with Library remodeling needs to take advantage of upgrades while the Library is closed.				
Design: 2017								
Procurement: 2018								
Construction: 2018								
Completion: 2019								
Project's Effect on Annual Operating Budget:								
None.								
Annual Impact for Requesting Department:				0				
Annual Impact for all other Depts:				0				
Total				0				
Changes from Prior CIP:								
The 2017 funding request was an order of magnitude estimate based on limited facility condition data as well as unspecified Library programmatic changes. Initial funding of this project provided for a detailed facility condition assessment as well as in-depth study of the Library's programmatic remodeling and refurbishments. This Pre-Design effort has resulted in the identification of a greater need of capital investment.								
The 2018-2022 estimate has increased by \$3,898,000 over the 2017-2021 estimate due to the following facility needs:								
<ul style="list-style-type: none"> ● Refined scope of Library programmatic improvements ● Pavement and walkway repairs; ● Replacement of major mechanical and electrical systems; ● Building envelope renovation, and roof and window replacement; ● Potential installation of new fire suppression system and replacement of underground sewer utility lines; ● Environmental / hazardous material abatement; and ● New LED lighting system, IT cabling replacement and system improvements 								
Last Year's CIP Process Summary	Budget to Date	2017	2018	2019	2020	2021	Beyond	Total
Department Requested	-	171,000	2,653,000	-	-	-	-	2,824,000
Administrator Proposed	-	171,000	2,653,000	-	-	-	-	2,824,000
CBTF Recommended	-	171,000	2,653,000	-	-	-	-	2,824,000
Board Approved Final	-	171,000	2,653,000	-	-	-	-	2,824,000

Project Name: 1004470 Hosmer Library Refurbishment
Major Program: Operations
Department: Library

Funding Start: 2017
Funding Completion: 2018

Summary:
 The Hosmer Library, located at 347 E. 36th Street in Minneapolis, MN, is a 16,122 gross square foot (GSF) two story facility situated on a .37 acre site, with a surface lot for 12 vehicles. The Hosmer Library has received historic designation from the City of Minneapolis Heritage Preservation Commission and is listed on the National Register of Historic Places. This project will selectively remodel and refurbish approximately 10,000 USF of the library (including 1,000 USF of staff space) to update the current library space and make it more efficient and patron friendly. Facility asset preservation improvements will be made to address infrastructure and building system requirements to preserve building integrity and maintain long term value as a real-estate asset.

Purpose & Description:

This library, built in 1916, has not seen any major remodeling or refurbishments since 1997.

The key objectives for the Hosmer Library renovations are:

- Creating areas for both energetic and quiet activities spaces are flexible and integrated for all ages.
- Support the activities of local youth by creating space for tutoring, gaming, maker spaces, computers and energetic activities.
- Incorporate ideas generated through the community engagement process.
- Create partnerships with local neighborhood groups; Richard Green Center, Sabathani Community Center, Boys/Girls club to create possible satellite/pop-up library events/support. Refresh and update furniture, carpet and interior finishes.
- Update technologies.
- Expand children's area and add study rooms and wellness room.
- Update staff support spaces to optimize layouts for efficiency.
- Create a more cohesive design between each level, open up views between floors.



REVENUES	Budget to Date	12/31/17 Act & Enc	Balance	2018 Budget	2019 Estimate	2020 Estimate	2021 Estimate	2022 Estimate	Beyond 2022	Total
County Bonds	220,000	63,102	156,898	4,160,000	-	-	-	-	-	4,380,000
Total	220,000	63,102	156,898	4,160,000	-	-	-	-	-	4,380,000
EXPENDITURES	Budget to Date	12/31/17 Act & Enc	Balance	2018 Budget	2019 Estimate	2020 Estimate	2021 Estimate	2022 Estimate	Beyond 2022	Total
Land	-	-	-	-	-	-	-	-	-	-
Construction	-	1,945	(1,945)	2,572,000	-	-	-	-	-	2,572,000
Consulting	220,000	71,579	148,421	304,000	-	-	-	-	-	524,000
Equipment	-	-	-	150,000	-	-	-	-	-	150,000
Furnishings	-	-	-	552,000	-	-	-	-	-	552,000
Other Costs	-	-	-	126,000	-	-	-	-	-	126,000
Contingency	-	-	-	456,000	-	-	-	-	-	456,000
Total	220,000	73,524	146,476	4,160,000	-	-	-	-	-	4,380,000

Project Name: 1004470 Hosmer Library Refurbishment				Funding Start: 2017				
Major Program: Operations				Funding Completion: 2018				
Department: Library								
Current Year's CIP Process Summary	Budget to Date	2018 Budget	2019 Estimate	2020 Estimate	2021 Estimate	2022 Estimate	Beyond 2022	Total
Department Requested	220,000	4,160,000	-	-	-	-	-	4,380,000
Administrator Proposed	220,000	4,160,000	-	-	-	-	-	4,380,000
CBTF Recommended	220,000	4,160,000	-	-	-	-	-	4,380,000
Board Approved Final	220,000	4,160,000	-	-	-	-	-	4,380,000
Scheduling Milestones (major phases only):				Board Resolutions / Supplemental Information:				
Scoping: 2017				This project is a reflection of the Library/Facility Services revised focus on the asset as a whole and is an effort to coordinate and combine both facility preservation items along with Library remodeling needs to take advantage of upgrades while the Library is closed.				
Design: 2017								
Procurement: 2017								
Construction: 2018								
Completion: 2018								
Project's Effect on Annual Operating Budget:								
None.								
Annual Impact for Requesting Department:				0				
Annual Impact for all other Depts:				0				
Total				0				
Changes from Prior CIP:								
The 2017 funding request was an order of magnitude estimate based on limited facility condition data as well as unspecified Library programmatic changes. Initial funding of this project provided for a detailed facility condition assessment as well as in-depth study of the Library's programmatic remodeling and refurbishments. This Pre-Design effort has resulted in the identification of a greater need of capital investment.								
The 2018-2022 estimate has increased by \$1,896,000 over the 2017-2021 estimate due to the following facility needs:								
<ul style="list-style-type: none"> • Refined scope of Library programmatic improvements • Drainage and paving repairs; • Masonry repairs, window refinish/storm replacement, and roof and skylight repairs; • Environmental / hazardous material abatement; • New LED lighting system, IT cabling replacement and system improvements; • ADA restroom upgrades, expansion joint repair, floor finish replacement; and • Potential repairs/replacement of underground sewer utility lines. 								
Additionally, the construction, furniture and equipment costs have been updated to accurately reflect the library's programming goals.								
Last Year's CIP Process Summary	Budget to Date	2017	2018	2019	2020	2021	Beyond	Total
Department Requested	-	220,000	2,264,000	-	-	-	-	2,484,000
Administrator Proposed	-	220,000	2,264,000	-	-	-	-	2,484,000
CBTF Recommended	-	220,000	2,264,000	-	-	-	-	2,484,000
Board Approved Final	-	220,000	2,264,000	-	-	-	-	2,484,000

Project Name: 1002168 Library Facility Preservation 2016-2020
Major Program: Operations
Department: Library

Funding Start: 2016
Funding Completion: 2020

Summary:

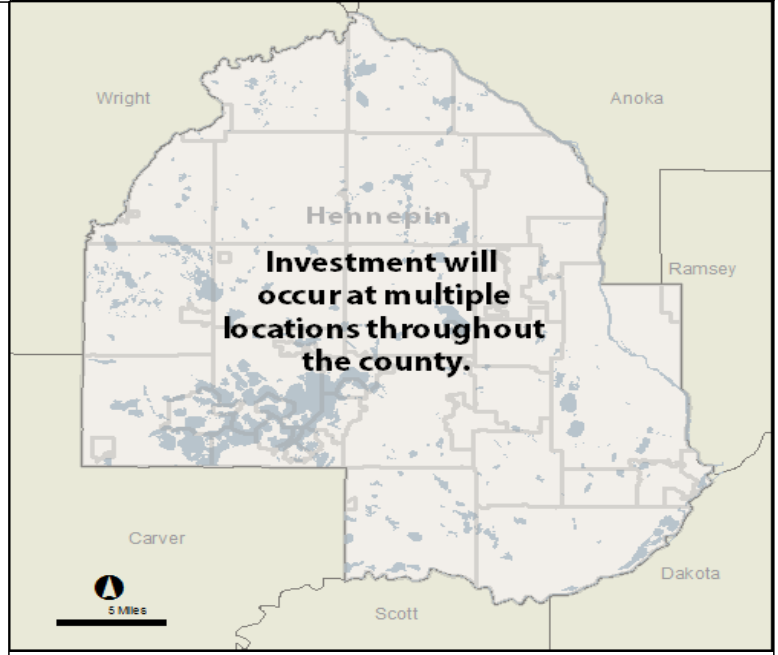
This project provides the basis for implementing an annual, on-going facility preservation program at 33 of the 41 Hennepin county Library facilities. It is intended to carry out major building system and infrastructure repairs, replacements and upgrades as necessary to ensure the long term viability of the County's real property assets.

Purpose & Description:

Based on "Best Practice" standards, Facility Services staff has established a program of surveys and facility audits of the Library building systems to determine major maintenance or infrastructure replacement plans. This information is maintained in an archival database which can be queried and prioritized for implementation. These replacements are required to maintain the existing library buildings in a good state of repair.

All of the work done under the auspices of this project was identified through periodic surveys of the respective building systems by expert consultants and operations and maintenance staff. The surveys and audits provide a work plan to effect major facility repairs, renovations and upgrades in support of the County's service mission. Availability of regular funding through this project will permit staff to continue conducting building condition evaluations and implement the work in a planned and cost effective manner. This funding will also permit staff to conduct cyclical inspections based on the statistical average life cycles of various building infrastructure systems. This will ensure buildings remain in an optimal condition thereby prolonging their useful life through use of capital resources in an efficient and responsible manner.

Examples of facility preservation items that preserve building integrity and maintain long term value as real-estate assets include: Major HVAC Modifications and/or Replacement, Major Plumbing Repairs and/or Replacement, Major Electrical Repair/Component Replacement, Exterior Walls Rehab (tuck-pointing, stucco repairs, cladding, joint sealant, etc.), Window Replacement, Exterior Lighting Replacement, major Roof Repairs and/or Replacement, Sewer System Repairs and/or Replacement, Grounds Preservation (sprinkler systems and water detention ponds), Paving and Parking Surface Repairs and/or Replacement.



REVENUES	Budget to Date	12/31/17 Act & Enc	Balance	2018 Budget	2019 Estimate	2020 Estimate	2021 Estimate	2022 Estimate	Beyond 2022	Total
Property Tax	350,000	350,000	-	-	-	-	-	-	-	350,000
County Bonds	3,150,000	552,803	2,597,197	-	1,500,000	1,500,000	1,500,000	1,000,000	-	8,650,000
Total	3,500,000	902,803	2,597,197	-	1,500,000	1,500,000	1,500,000	1,000,000	-	9,000,000
EXPENDITURES	Budget to Date	12/31/17 Act & Enc	Balance	2018 Budget	2019 Estimate	2020 Estimate	2021 Estimate	2022 Estimate	Beyond 2022	Total
Land	-	-	-	-	-	-	-	-	-	-
Construction	2,800,000	1,122,326	1,677,674	-	1,200,000	1,200,000	1,200,000	800,000	-	7,200,000
Consulting	350,000	224,436	125,564	-	150,000	150,000	150,000	100,000	-	900,000
Equipment	-	-	-	-	-	-	-	-	-	-
Furnishings	-	-	-	-	-	-	-	-	-	-
Other Costs	-	-	-	-	-	-	-	-	-	-
Contingency	350,000	-	350,000	-	150,000	150,000	150,000	100,000	-	900,000
Total	3,500,000	1,346,762	2,153,238	-	1,500,000	1,500,000	1,500,000	1,000,000	-	9,000,000

Project Name: 1002168 Library Facility Preservation 2016-2020				Funding Start: 2016				
Major Program: Operations				Funding Completion: 2020				
Department: Library								
Current Year's CIP Process Summary	Budget to Date	2018 Budget	2019 Estimate	2020 Estimate	2021 Estimate	2022 Estimate	Beyond 2022	Total
Department Requested	3,500,000	1,000,000	1,500,000	1,000,000	1,000,000	1,000,000	-	9,000,000
Administrator Proposed	3,500,000	-	1,500,000	1,500,000	1,500,000	1,000,000	-	9,000,000
CBTF Recommended	3,500,000	-	1,500,000	1,500,000	1,500,000	1,000,000	-	9,000,000
Board Approved Final	3,500,000	-	1,500,000	1,500,000	1,500,000	1,000,000	-	9,000,000
Scheduling Milestones (major phases only):				Board Resolutions / Supplemental Information:				
Project planned in 2018:				This request is based on a five year cyclical program of facility condition assessments, inspections and staff observations that form the basis for the identified project scope. Assessments for the 18 suburban libraries were recently conducted in 2016.				
<ul style="list-style-type: none"> Augsburg Park, Penn Lake, and Minnetonka storm water drainage remediation Edina Library heating plant upgrade Sumner Library electrical equipment replacements 				<ul style="list-style-type: none"> This project is preceded by the following capital project: Minneapolis Community Library Preservation (#0030324) Funded Budget: \$3,500,000 Expenditures: \$2,296,583 Balance as of 3/22/2017: \$1,203,417 				
Scoping: N/A Design: N/A Procurement: N/A Construction: N/A Completion: N/A				<ul style="list-style-type: none"> 2017 Planned Expenditures: \$1,225,396 Projected 2017 Balance: \$ 0 (excess expenditures will begin to come out the current project) 				
Project's Effect on Annual Operating Budget:				The Library Refurbishment Projects will include the facility preservation scope that is best suited to be completed with the facility refurbishment.				
Replacement of aging equipment and roofing will result in energy savings and a reduction in maintenance costs.								
Annual Impact for Requesting Department: 0								
Annual Impact for all other Depts: 0								
Total 0								
Changes from Prior CIP:								
The 2018-2022 estimate has increased \$2,500,000 (38.5%) over the 2017-2021 estimate due to more detailed scope of work being identified and the addition of the 2022 funding element.								
Last Year's CIP Process Summary	Budget to Date	2017	2018	2019	2020	2021	Beyond	Total
Department Requested	3,500,000	-	1,000,000	1,000,000	1,000,000	1,000,000	-	7,500,000
Administrator Proposed	3,500,000	-	750,000	750,000	750,000	750,000	-	6,500,000
CBTF Recommended	3,500,000	-	750,000	750,000	750,000	750,000	-	6,500,000
Board Approved Final	3,500,000	-	750,000	750,000	750,000	750,000	-	6,500,000

Project Name: 1002169 Library Equipment Replacement 2016-2020
Major Program: Operations
Department: Library

Funding Start: 2016
Funding Completion: 2020

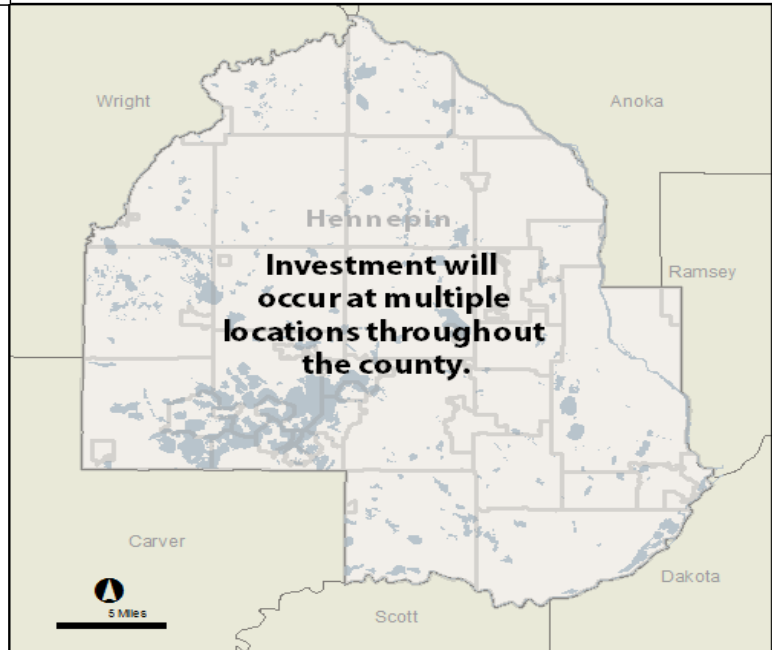
Summary:
 This project is to provide for new and modified automated material handling (AMH) equipment as well as to provide for new NXT Quick-Sort Technology throughout the Hennepin County Library (HCL) system.

Purpose & Description:
 The Hennepin County Library system is one of the most heavily used in the United States. This use manifests itself in many ways, two of which are addressed in this project: Use of the facilities and demand for materials.

Conversion of the AMH machines from bar code to Radio Frequency Identification (RFID) throughout the system was completed during 2012-2014. When all phases of the RFID conversion are complete -- new self-check outs, staff RFID stations, security gates -- the Library will be able to check materials in and out and shelve them more quickly, reduce manual handling, conduct inventory more efficiently and allow for the redirection of operating costs.

HCL will also be implementing new NXT Quick-Sort Technology at some locations. The first generation of these machines were a part of the Northeast and Nokomis Libraries and are desired productivity improvements for library locations where space is available. The second generation was installed at East Lake in early 2014.

AMH equipment that operates using pneumatic controls will be converted or replaced by electronic controls. Pneumatic controls which operate at high volume, utilize rotators and spacers which constantly move to place materials on book trucks. Newer machines use electronic controls and sort materials directly into bins, thus eliminating the use of constantly moving parts, which are subject to wear and tear.



REVENUES	Budget to Date	12/31/17 Act & Enc	Balance	2018 Budget	2019 Estimate	2020 Estimate	2021 Estimate	2022 Estimate	Beyond 2022	Total
Property Tax	100,000	100,000	-	200,000	200,000	200,000	200,000	-	-	900,000
County Bonds	1,204,000	-	1,204,000	1,800,000	1,947,000	2,190,000	972,000	-	-	8,113,000
Total	1,304,000	100,000	1,204,000	2,000,000	2,147,000	2,390,000	1,172,000	-	-	9,013,000
EXPENDITURES	Budget to Date	12/31/17 Act & Enc	Balance	2018 Budget	2019 Estimate	2020 Estimate	2021 Estimate	2022 Estimate	Beyond 2022	Total
Land	-	-	-	-	-	-	-	-	-	-
Construction	-	-	-	-	-	-	-	-	-	-
Consulting	-	-	-	-	-	-	-	-	-	-
Equipment	1,004,000	-	1,004,000	1,779,000	1,893,000	2,326,000	1,077,000	-	-	8,079,000
Furnishings	-	-	-	-	-	-	-	-	-	-
Other Costs	-	-	-	-	-	-	-	-	-	-
Contingency	300,000	-	300,000	221,000	254,000	64,000	95,000	-	-	934,000
Total	1,304,000	-	1,304,000	2,000,000	2,147,000	2,390,000	1,172,000	-	-	9,013,000

Project Name: 1002169 Library Equipment Replacement 2016-2020				Funding Start: 2016				
Major Program: Operations				Funding Completion: 2020				
Department: Library								
Current Year's CIP Process Summary	Budget to Date	2018 Budget	2019 Estimate	2020 Estimate	2021 Estimate	2022 Estimate	Beyond 2022	Total
Department Requested	1,304,000	2,000,000	2,147,000	2,390,000	1,172,000	-	-	9,013,000
Administrator Proposed	1,304,000	2,000,000	2,147,000	2,390,000	1,172,000	-	-	9,013,000
CBTF Recommended	1,304,000	2,000,000	2,147,000	2,390,000	1,172,000	-	-	9,013,000
Board Approved Final	1,304,000	2,000,000	2,147,000	2,390,000	1,172,000	-	-	9,013,000
Scheduling Milestones (major phases only): 2017-2021: NXT's and Repairs 2017-2018: Ridgedale 2018-2019: Eden Prairie 2019-2020: Southdale 2020-2021: Brookdale Scoping: N/A Design: N/A Procurement: N/A Construction: N/A Completion: N/A				Board Resolutions / Supplemental Information: Major renovations of the Ridgedale, Eden Prairie, Brookdale, and Southdale Libraries are scheduled for 2017-2019. The Ultra-Sort Automatic Materials Handling machines (AMH) at those locations are original to the facilities and operate on older technology: pneumatic controls which operate at high volume and utilizing rotators and spacers which constantly move to place materials on book trucks. Newer machines use electronic controls and sort materials directly into bins, thus eliminating the use of constantly moving parts, which are subject to wear and tear. This project will provide for the evaluation of the current AMH at these large locations, concurrent with their remodeling projects, to determine if they can be converted to electronic controls and bin sorts or whether replacement of the machine is necessary. If it is not feasible to convert the existing AMH's to electronic controls, the AMH systems will be entirely replaced to move away from using rotators / spreaders. Replacement of the Southdale machine will be necessary upon determination of what is to be done with the building. Funding for that is not reflected in this request.				
Project's Effect on Annual Operating Budget: None. Annual Impact for Requesting Department: 0 Annual Impact for all other Depts: 0 Total 0				<ul style="list-style-type: none"> • This project is preceded by the following capital project: • Library Equip Replacement (#0030343) • Funded Budget: \$4,788,000 • Expenditures & Encumbrances: \$3,704,000 • Available Balance as of 4/10/2017 \$1,084,000 				
Changes from Prior CIP: The 2018-2022 estimate has increased \$2,309,000 (34.4%) over the 2017-2021 estimate due to the addition of Southdale to the scope of work.								
Last Year's CIP Process Summary	Budget to Date	2017	2018	2019	2020	2021	Beyond	Total
Department Requested	804,000	2,096,000	-	1,799,000	2,005,000	-	-	6,704,000
Administrator Proposed	804,000	500,000	2,000,000	1,500,000	1,500,000	400,000	-	6,704,000
CBTF Recommended	804,000	500,000	2,000,000	1,500,000	1,500,000	400,000	-	6,704,000
Board Approved Final	804,000	500,000	2,000,000	1,500,000	1,500,000	400,000	-	6,704,000

Project Name: 1004468 Westonka Library Replacement Major Program: Operations Department: Library	Funding Start: 2018 Funding Completion: 2020
---	---

Summary:
 This project will replace the Westonka Library, located at 2079 Commerce Boulevard in Mound, MN. The library, built in 1972, is a 8,600 gross square foot (GSF) single story facility situated on a 1.68 acre site, with surface parking for 48 vehicles.

Purpose & Description:
 Westonka Library is a significant community resource and has been providing valued library services for western Hennepin County patrons for over 45 years. The new building will transform the library experience for patrons with an updated building plan that is flexible, open and designed to meet the needs of the community. A study will be completed to determine the appropriate size and required parking needed - the new library will not be larger than the current library. Proposed library features and services include:

- Collaborative gathering spaces for students and groups of all ages
- An early literacy learning environment
- Expanded and refreshed collections of books, DVDs and CDs, with World Language resources
- Enhanced access to technology, including support for current and future technologies

Recent building assessment studies conclude that facility replacement is the recommended long-term solution rather than refurbishment / renovation in order to correct the facility deficiencies for this 45 year old facility and to make it more efficient and patron friendly.

- Replacement renews the entire facility and resolves some issues not fully addressed by refurbishment / renovation;
- The small cost differential (5.8%) between replacing all infrastructure that is beyond its useful life and bringing the existing facility up to current code versus new construction supports the recommendation to build new; and
- Replacement presents less potential risk of unknown conditions than a renovation project.



REVENUES	Budget to Date	12/31/17 Act & Enc	Balance	2018 Budget	2019 Estimate	2020 Estimate	2021 Estimate	2022 Estimate	Beyond 2022	Total
County Bonds	-	-	-	-	420,000	6,316,000	-	-	-	6,736,000
Total	-	-	-	-	420,000	6,316,000	-	-	-	6,736,000
EXPENDITURES	Budget to Date	12/31/17 Act & Enc	Balance	2018 Budget	2019 Estimate	2020 Estimate	2021 Estimate	2022 Estimate	Beyond 2022	Total
Land	-	-	-	-	-	-	-	-	-	-
Construction	-	-	-	-	-	4,397,000	-	-	-	4,397,000
Consulting	-	-	-	-	420,000	226,000	-	-	-	646,000
Equipment	-	-	-	-	-	341,000	-	-	-	341,000
Furnishings	-	-	-	-	-	507,000	-	-	-	507,000
Other Costs	-	-	-	-	-	188,000	-	-	-	188,000
Contingency	-	-	-	-	-	657,000	-	-	-	657,000
Total	-	-	-	-	420,000	6,316,000	-	-	-	6,736,000

Project Name: 1004468 Westonka Library Replacement				Funding Start: 2018				
Major Program: Operations				Funding Completion: 2020				
Department: Library								
Current Year's CIP Process Summary	Budget to Date	2018 Budget	2019 Estimate	2020 Estimate	2021 Estimate	2022 Estimate	Beyond 2022	Total
Department Requested	-	420,000	6,106,000	-	-	-	-	6,526,000
Administrator Proposed	-	-	420,000	6,506,000	-	-	-	6,926,000
CBTF Recommended	-	-	420,000	6,506,000	-	-	-	6,926,000
Board Approved Final	-	-	420,000	6,316,000	-	-	-	6,736,000
Scheduling Milestones (major phases only):				Board Resolutions / Supplemental Information:				
Scoping: 2017				The following list of facility preservation items have supported the recommendation to build new:				
Design: 2019				<u>Facility Preservation:</u> Items that preserve building integrity and maintain long term value as real-estate assets include:				
Procurement: 2019				<ul style="list-style-type: none"> • Major modifications required by current building code; • Repairs and/or replacement of HVAC, plumbing, and electrical systems; • Exterior building shell improvements and/or replacements (wall systems, windows, roof systems); • Exterior site repairs and/or replacements (paving and parking surfaces, grounds and landscape improvements, lighting, storm water management and sewer systems). 				
Construction: 2020				<u>Systems Upgrades:</u> Necessary upgrades / improvements to address deficiencies in IT/data systems, security systems, building automation systems, code compliance, energy code, and environmental and safety requirements				
Completion: 2020				<u>Library Refurbishment:</u> The interior spaces of the library have not been updated since 2008 and no longer efficiently support library services.				
Project's Effect on Annual Operating Budget:				During the pre-design phase, discussions with the City of Mound will occur in order to coordinate library site re-development in alignment with the City's current urban planning goals.				
This project will have a potential decrease OF \$6,000 in operational costs due to energy efficiencies.								
Annual Impact for Requesting Department: 0								
Annual Impact for all other Depts: -6,000								
Total -6,000								
Changes from Prior CIP: The 2018-2022 estimate has increased by \$613,000 over the 2017-2021 estimate due to updated pricing based on projects with similar scopes of work.								
Last Year's CIP Process Summary	Budget to Date	2017	2018	2019	2020	2021	Beyond	Total
Department Requested	-	-	-	55,000	444,000	5,624,000	-	6,123,000
Administrator Proposed	-	-	-	55,000	444,000	5,624,000	-	6,123,000
CBTF Recommended	-	-	-	55,000	444,000	5,624,000	-	6,123,000
Board Approved Final	-	-	-	55,000	444,000	5,624,000	-	6,123,000

Project Name: 1005259 New Southdale Library
Major Program: Operations
Department: Library

Funding Start: 2018
Funding Completion: 2020

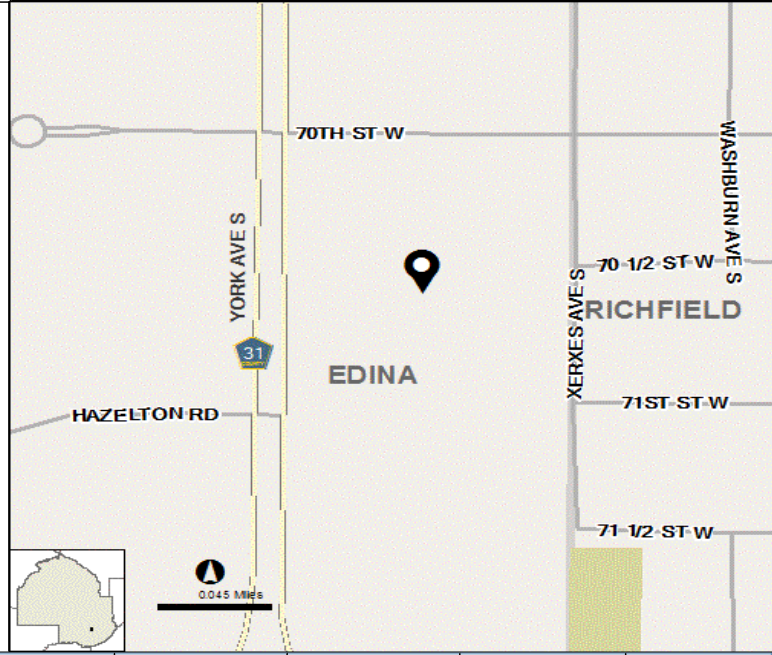
Summary:
 This project will replace the existing Southdale Regional Center with a new 55,000 usable square foot modern library anchoring a public-private development which may include commercial, retail and/or housing components on the existing site.

Purpose & Description:
 Southdale Regional Center, located at 7009 York Ave. S. in Edina, is an 116,580 gross square foot (GSF) facility situated on a 7.7 acre site with a parking lot for 480 vehicles. It is currently comprised of two major public service components which include: 1) The library, with 69,600 usable square feet (USF), and 2) District Court in the south building, with 14,700 USF on two floors. The Resident & Real Estate Services' Service Center previously occupied 6,800 USF in the south building and was relocated to the Southdale Mall in 2016.

In the years since its construction in 1972, multiple renovation and expansion projects have been undertaken on the building. Due to the high cost of facility preservation of existing building systems and infrastructure as well as its age and inefficient layout for service provision, a decision was made to leverage the value of the site and pursue re-development. The County is working collaboratively with local municipalities for site re-development anchored by a new, stand-alone library of approximately 55,000 USF along with associative parking. The remaining site will be considered for its best re- use separate from the Library program requirements.

Community meetings have taken place in 2016 and 2017 to solicit preliminary feedback from residents, library patrons and stakeholders. Additional community meetings will be scheduled as Library planning and design continues in upcoming years.

The current District Court functions will be relocated to a new permanent location being planned at the Bloomington Civic Plaza, with an expected move-out date in Fall 2018.



REVENUES	Budget to Date	12/31/17 Act & Enc	Balance	2018 Budget	2019 Estimate	2020 Estimate	2021 Estimate	2022 Estimate	Beyond 2022	Total
Property Tax	-	-	-	200,000	-	-	-	-	-	200,000
County Bonds	-	-	-	800,000	30,000,000	19,000,000	-	-	-	49,800,000
Total	-	-	-	1,000,000	30,000,000	19,000,000	-	-	-	50,000,000
EXPENDITURES	Budget to Date	12/31/17 Act & Enc	Balance	2018 Budget	2019 Estimate	2020 Estimate	2021 Estimate	2022 Estimate	Beyond 2022	Total
Land	-	-	-	-	-	-	-	-	-	-
Construction	-	-	-	-	-	-	-	-	-	-
Consulting	-	-	-	-	-	-	-	-	-	-
Equipment	-	-	-	-	-	-	-	-	-	-
Furnishings	-	-	-	-	-	-	-	-	-	-
Other Costs	-	-	-	-	-	-	-	-	-	-
Contingency	-	-	-	1,000,000	30,000,000	19,000,000	-	-	-	50,000,000
Total	-	-	-	1,000,000	30,000,000	19,000,000	-	-	-	50,000,000

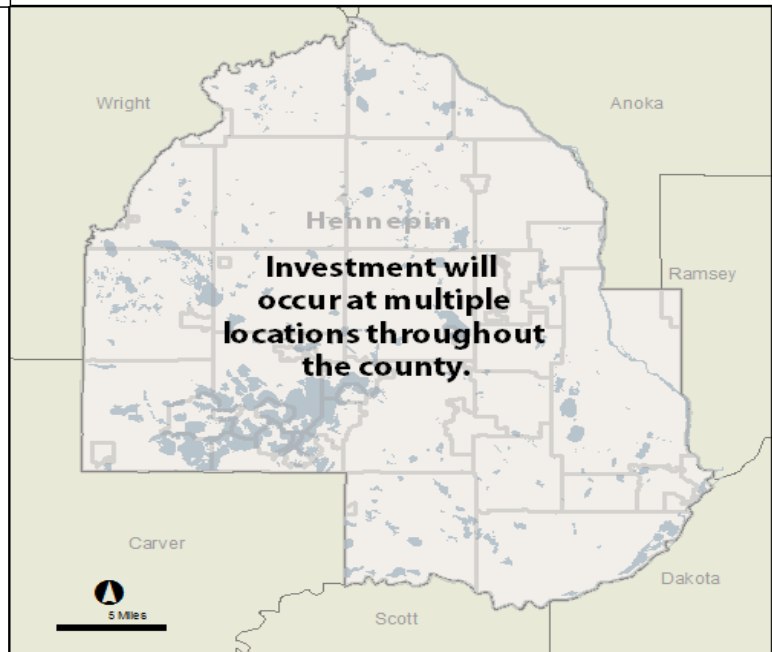
Project Name: 1005259 New Southdale Library				Funding Start: 2018				
Major Program: Operations				Funding Completion: 2020				
Department: Library								
Current Year's CIP Process Summary	Budget to Date	2018 Budget	2019 Estimate	2020 Estimate	2021 Estimate	2022 Estimate	Beyond 2022	Total
Department Requested	-	1,000,000	30,000,000	19,000,000	-	-	-	50,000,000
Administrator Proposed	-	1,000,000	30,000,000	19,000,000	-	-	-	50,000,000
CBTF Recommended	-	1,000,000	30,000,000	19,000,000	-	-	-	50,000,000
Board Approved Final	-	1,000,000	30,000,000	19,000,000	-	-	-	50,000,000
Scheduling Milestones (major phases only):				Board Resolutions / Supplemental Information:				
Scoping: TBD				<p>A preliminary order of magnitude estimate for the new Southdale Library factored in a library with 55,000 USF, which is similar in size to the other Regional Libraries in the Hennepin County Library system (Brookdale Regional Library: 57,000 USF; Ridgedale Regional Library: 54,000 USF).</p> <p>The 55,000 USF was multiplied against a grossing factor of 1.30 to account for building common spaces such as loading docks, mechanical rooms, stairs, shafts, exterior walls, etc. This gives the new Southdale Library a size of approximately 72,000 GSF (gross square feet). The estimated cost per GSF is approximately \$600/GSF x 72,000 GSF = \$43,000,000 for the Southdale Library.</p> <p>Additionally, an underground parking ramp with 200 stalls is proposed to provide parking for patrons of the library. The estimate cost per stall for an underground ramp is \$35,000/stall x 200 stalls = \$7,000,000 for an underground parking ramp.</p> <p>Please note that all factors in this order of magnitude estimate are subject to change.</p>				
Design: TBD								
Procurement: TBD								
Construction: TBD								
Completion: TBD								
Project's Effect on Annual Operating Budget:								
To be determined.								
Annual Impact for Requesting Department:				0				
Annual Impact for all other Depts:				0				
Total				0				
Changes from Prior CIP: New project request.								
Last Year's CIP Process Summary	Budget to Date	2017	2018	2019	2020	2021	Beyond	Total
Department Requested	-	-	-	-	-	-	-	-
Administrator Proposed	-	-	-	-	-	-	-	-
CBTF Recommended	-	-	-	-	-	-	-	-
Board Approved Final	-	-	-	-	-	-	-	-

Project Name: 1002167 Library Facility Modifications 2016-2020
Major Program: Operations
Department: Library

Funding Start: 2016
Funding Completion: 2020

Summary:
 This project will provide the Hennepin County Library Department with an annual appropriation for implementing system-wide modifications such as carpeting, furniture, services desk and staff area modifications as required to respond to operational needs of its facilities.

Purpose & Description:
 This project is used to update any library building in the Hennepin County Library system where improvements are of a scale that do not require an independent capital request. The types of improvements to be included are: replacement of worn carpet and furniture, repair or replacement of worn or damaged finishes, minor modifications for programmatic revisions, and other maintenance work as needed. These modifications will be implemented to address library facility needs that arise between the more extensive refurbishment projects that occur on a 12+ year cycle. The work is necessary to keep all library spaces in optimal condition to facilitate use by library patrons and staff.



REVENUES	Budget to Date	12/31/17 Act & Enc	Balance	2018 Budget	2019 Estimate	2020 Estimate	2021 Estimate	2022 Estimate	Beyond 2022	Total
County Bonds	2,250,000	1,987,648	262,352	-	-	-	-	-	-	2,250,000
Total	2,250,000	1,987,648	262,352	-	-	-	-	-	-	2,250,000
EXPENDITURES	Budget to Date	12/31/17 Act & Enc	Balance	2018 Budget	2019 Estimate	2020 Estimate	2021 Estimate	2022 Estimate	Beyond 2022	Total
Land	-	-	-	-	-	-	-	-	-	-
Construction	814,000	1,514,033	(700,033)	-	-	-	-	-	-	814,000
Consulting	106,000	15,844	90,156	-	-	-	-	-	-	106,000
Equipment	250,000	70,509	179,491	-	-	-	-	-	-	250,000
Furnishings	913,000	317,416	595,584	-	-	-	-	-	-	913,000
Other Costs	-	112,695	(112,695)	-	-	-	-	-	-	-
Contingency	167,000	-	167,000	-	-	-	-	-	-	167,000
Total	2,250,000	2,030,497	219,503	-	-	-	-	-	-	2,250,000

Project Name: 1002167 Library Facility Modifications 2016-2020				Funding Start: 2016				
Major Program: Operations				Funding Completion: 2020				
Department: Library								
Current Year's CIP Process Summary	Budget to Date	2018 Budget	2019 Estimate	2020 Estimate	2021 Estimate	2022 Estimate	Beyond 2022	Total
Department Requested	2,250,000	350,000	1,000,000	1,000,000	1,000,000	1,000,000	-	6,600,000
Administrator Proposed	2,250,000	-	1,000,000	1,000,000	1,000,000	1,000,000	-	6,250,000
CBTF Recommended	2,250,000	-	1,000,000	1,000,000	1,000,000	1,000,000	-	6,250,000
Board Approved Final	2,250,000	-	-	-	-	-	-	2,250,000
Scheduling Milestones (major phases only):				Board Resolutions / Supplemental Information:				
Scoping: N/A				Libraries modified in 2016:				
Design: N/A				- Rogers - \$320,000				
Procurement: N/A				- St. Anthony - \$620,000				
Construction: N/A				Libraries modified in 2017:				
Completion: N/A				- Edina Library - \$1,310,000				
Project's Effect on Annual Operating Budget:				Libraries to be modified in 2018:				
This project is expected to decrease the operating budget by \$2,300 due to mechanical efficiencies.				- To be determined based on new framework				
Annual Impact for Requesting Department: 0				Libraries to be modified in 2019-2022:				
Annual Impact for all other Depts: <u>-2,300</u>				- To be determined based on new framework				
Total -2,300								
Changes from Prior CIP:				Note: Funds from this project are often used in conjunction with other Library capital projects including: Library Facility Preservation and Technology Modifications.				
Last Year's CIP Process Summary	Budget to Date	2017	2018	2019	2020	2021	Beyond	Total
Department Requested	-	-	-	-	-	-	-	-
Administrator Proposed	-	-	-	-	-	-	-	-
CBTF Recommended	-	-	-	-	-	-	-	-
Board Approved Final	-	-	-	-	-	-	-	-

Project Name: 1004474 North Regional Library Refurbishment
Major Program: Operations
Department: Library

Funding Start: 2017
Funding Completion: 2019

Summary:
This project will remodel and refurbish approximately 23,000 USF (including 5,600 USF of staff space) of the North Regional Library, located at 1315 Lowry Ave. N. in Minneapolis, MN. Additionally, facility asset preservation improvements will also be made to address infrastructure and building system requirements to preserve building integrity and maintain long term value as a real-estate asset.

Purpose & Description:
Hennepin County Library (HCL) is committed to fulfilling our mission and vision and achieving the outcomes we set through all of our services. A key to meeting that goal is regular updates and maintenance for our buildings.

The North Regional Library currently needs to have the following updated to support our four evaluation criteria outlined in our framework for capital projects:

- In 2014, North Regional went from 45 open hours to 62. As a heavily used library, upgrades are needed for wear and tear of furnishings, carpet, and public computers;
- Staff areas are on two floors, consolidate for improved efficiencies;
- Conference and meeting rooms are on second floor. Would like to see study rooms added on first floor;
- Improve acoustics throughout the building - the "discovery" room has no ceiling and funnels the noise out to the library. The library as a whole should be looked at acoustically.
- HVAC needs to be assessed; the facility's Air Handling Unit was retained during NR's remodel in 2006, with ventilation duct distribution alteration for the remodel;
- Restrooms do not meet code

Library's will be evaluated to ensure they 1) support the Library's mission/vision/promises/outcomes; 2) meet patron service commitments; 3) are environmentally sound; and, 4) are financially sustainable.



REVENUES	Budget to Date	12/31/17 Act & Enc	Balance	2018 Budget	2019 Estimate	2020 Estimate	2021 Estimate	2022 Estimate	Beyond 2022	Total
County Bonds	58,000	-	58,000	733,000	5,245,000	-	-	-	-	6,036,000
Total	58,000	-	58,000	733,000	5,245,000	-	-	-	-	6,036,000
EXPENDITURES	Budget to Date	12/31/17 Act & Enc	Balance	2018 Budget	2019 Estimate	2020 Estimate	2021 Estimate	2022 Estimate	Beyond 2022	Total
Land	-	-	-	-	-	-	-	-	-	-
Construction	-	-	-	-	2,760,000	-	-	-	-	2,760,000
Consulting	58,000	-	58,000	607,000	-	-	-	-	-	665,000
Equipment	-	-	-	-	439,000	-	-	-	-	439,000
Furnishings	-	-	-	-	1,413,000	-	-	-	-	1,413,000
Other Costs	-	-	-	-	131,000	-	-	-	-	131,000
Contingency	-	-	-	126,000	502,000	-	-	-	-	628,000
Total	58,000	-	58,000	733,000	5,245,000	-	-	-	-	6,036,000

Project Name: 1004474 North Regional Library Refurbishment				Funding Start: 2017				
Major Program: Operations				Funding Completion: 2019				
Department: Library								
Current Year's CIP Process Summary	Budget to Date	2018 Budget	2019 Estimate	2020 Estimate	2021 Estimate	2022 Estimate	Beyond 2022	Total
Department Requested	58,000	733,000	5,425,000	-	-	-	-	6,216,000
Administrator Proposed	58,000	733,000	5,425,000	-	-	-	-	6,216,000
CBTF Recommended	58,000	733,000	5,425,000	-	-	-	-	6,216,000
Board Approved Final	58,000	733,000	5,245,000	-	-	-	-	6,036,000
Scheduling Milestones (major phases only):				Board Resolutions / Supplemental Information:				
Scoping: 2017				<p>This project is a reflection of the Facility Services/Library revised focus on the asset as a whole and is an effort to coordinate and combine both facility preservation items along with Library remodeling needs to take advantage of upgrades while the Library is closed.</p> <p>The North Regional Library is a 38,993 gross square foot (GSF) two story facility situated on a 1.36 acre site, with a surface parking lot for 41 vehicles. An enclosed parking garage of 2,872 USF is included in the above GSF. A partial lower level space houses mechanical equipment. This library, built in 1971, has not seen any major remodeling since 2007.</p> <p>Approximately 23,000 USF (including 5,600 USF of staff space) will undergo selective remodeling and refurbishment to support 21st century library service to patrons by reconfiguring public areas to support new and innovative services and replacement of furniture and carpet as needed. A review of the staff support spaces will be conducted in order to optimize space layouts for efficiency gains in alignment with current operating procedures.</p> <p>A facility assessment of the Library facility will be conducted to identify infrastructure and building system improvements needed to preserve building integrity and longevity. These improvements may include: repairs and updates to HVAC, and electrical systems; Lighting upgrades for energy improvements; Exterior building shell repairs; Exterior site improvements (paving surfaces, grounds and landscape, lighting, site drainage), and Technology system upgrades (IT/data and security systems). Improvements needed to address code compliance, energy code, and environmental and safety requirements will also be incorporated into the full project scope.</p>				
Design: 2018								
Procurement: 2019								
Construction: 2019								
Completion: 2020								
Project's Effect on Annual Operating Budget:								
None.								
Annual Impact for Requesting Department:				0				
Annual Impact for all other Depts:				0				
Total				0				
Changes from Prior CIP:								
<p>The 2017 funding request was an order of magnitude estimate based on limited facility condition data as well as unspecified Library programmatic changes. Initial funding of this project will provide for a detailed facility condition assessment as well as in-depth study of the Library's programmatic remodeling and refurbishments.</p> <p>The 2018-2022 estimate has increased by \$3,342,000 over the 2017-2021 estimate due to revised order of magnitude assumptions based on recent Pre-Design efforts (i.e. Hosmer, Oxboro & Eden Prairie). They most likely will include the following facility needs:</p> <ul style="list-style-type: none"> ● Refined scope of Library programmatic improvements ● Building envelope and systems ● Building code compliance ● Code required ADA/Accessibility modifications ● Energy efficiency and LED lighting ● Site and parking ● Technology systems ● Environmental and safety <p>Costs most likely will be revised upward or downward upon completion of a more detailed scoping effort and a forensic review of existing facility conditions.</p>								
Last Year's CIP Process Summary	Budget to Date	2017	2018	2019	2020	2021	Beyond	Total
Department Requested	-	58,000	151,000	2,485,000	-	-	-	2,694,000
Administrator Proposed	-	58,000	151,000	2,485,000	-	-	-	2,694,000
CBTF Recommended	-	58,000	151,000	2,485,000	-	-	-	2,694,000
Board Approved Final	-	58,000	151,000	2,485,000	-	-	-	2,694,000

Project Name: 1004469 East Lake Library Refurbishment
Major Program: Operations
Department: Library

Funding Start: 2018
Funding Completion: 2021

Summary:
 This project will selectively remodel and refurbish approximately 14,000 USF of the library (including 2,100 USF of staff space) of the East Lake Library, located at 2727 East Lake Street in Minneapolis, MN. Additionally, asset preservation improvements will be made to address infrastructure and building system requirements to preserve building integrity and maintain long term value as a real-estate asset.

Purpose & Description:
 Hennepin County Library (HCL) is committed to fulfilling our mission and vision and achieving the outcomes we set through all of our services. A key to meeting that goal is regular updates and maintenance for our buildings.

The East Lake Library currently needs to have the following updated to support our four evaluation criteria outlined in our framework for capital projects:

- Update meeting Room needs to be updated for better privacy and sound issues (room should be closed off rather than have an open ceiling);
- Add some smaller study rooms;
- Furniture and carpet replacement;
- Update teen, kids, children's area needs; more computers, better flow of space and location of collections

Library's will be evaluated to ensure they 1) support the Library's mission/vision/promises/outcomes; 2) meet patron service commitments; 3) are environmentally sound; and, 4) are financially sustainable.



REVENUES	Budget to Date	12/31/17 Act & Enc	Balance	2018 Budget	2019 Estimate	2020 Estimate	2021 Estimate	2022 Estimate	Beyond 2022	Total
County Bonds	-	-	-	-	218,000	290,000	3,414,000	-	-	3,922,000
Total	-	-	-	-	218,000	290,000	3,414,000	-	-	3,922,000
EXPENDITURES	Budget to Date	12/31/17 Act & Enc	Balance	2018 Budget	2019 Estimate	2020 Estimate	2021 Estimate	2022 Estimate	Beyond 2022	Total
Land	-	-	-	-	-	-	-	-	-	-
Construction	-	-	-	-	-	-	1,840,000	-	-	1,840,000
Consulting	-	-	-	-	218,000	218,000	-	-	-	436,000
Equipment	-	-	-	-	-	-	257,000	-	-	257,000
Furnishings	-	-	-	-	-	-	905,000	-	-	905,000
Other Costs	-	-	-	-	-	-	126,000	-	-	126,000
Contingency	-	-	-	-	-	72,000	286,000	-	-	358,000
Total	-	-	-	-	218,000	290,000	3,414,000	-	-	3,922,000

Project Name: 1004469 East Lake Library Refurbishment				Funding Start: 2018				
Major Program: Operations				Funding Completion: 2021				
Department: Library								
Current Year's CIP Process Summary	Budget to Date	2018 Budget	2019 Estimate	2020 Estimate	2021 Estimate	2022 Estimate	Beyond 2022	Total
Department Requested	-	218,000	290,000	3,295,000	-	-	-	3,803,000
Administrator Proposed	-	-	218,000	290,000	3,524,000	-	-	4,032,000
CBTF Recommended	-	-	218,000	290,000	3,524,000	-	-	4,032,000
Board Approved Final	-	-	218,000	290,000	3,414,000	-	-	3,922,000
Scheduling Milestones (major phases only):				Board Resolutions / Supplemental Information:				
Scoping: 2019				<p>This project is a reflection of the Library/Facility Services revised focus on the asset as a whole and is an effort to coordinate and combine both facility preservation items along with Library remodeling needs to take advantage of upgrades while the Library is closed.</p> <p>The East Lake Library is an 18,058 gross square foot (GSF) single story facility situated on a one acre site, with a surface parking lot for 25 vehicles. This library, built in 1976, has not seen any major remodeling or refurbishments since 2007.</p> <p>Approximately 14,000 USF of the library (including 2,100 USF of staff space) will undergo selective remodeling and refurbishment to support 21st century library service to patrons by reconfiguring public areas to support new and innovative services and replacement of furniture and carpet as needed. A review of the staff support spaces will be conducted in order to optimize space layouts for efficiency gains in alignment with current operating procedures.</p> <p>Additionally, a facility assessment of the Library facility will be conducted to identify infrastructure and building system improvements needed to preserve building integrity and longevity. These improvements may include: repairs and updates to HVAC, and electrical systems; Lighting upgrades for energy improvements; Exterior building shell repairs; Exterior site improvements (paving surfaces, grounds and landscape, lighting, site drainage), and Technology system upgrades (IT/data and security systems). Improvements needed to address code compliance, energy code, and environmental and safety requirements will also be incorporated into the full project scope.</p>				
Design: 2020								
Procurement: 2020								
Construction: 2021								
Completion: 2022								
Project's Effect on Annual Operating Budget:								
None.								
Annual Impact for Requesting Department:				0				
Annual Impact for all other Depts:				0				
Total				0				
Changes from Prior CIP:								
<p>The 2017 funding request was an order of magnitude estimate based on limited facility condition data as well as unspecified Library programmatic changes. Initial funding of this project will provide for a detailed facility condition assessment as well as in-depth study of the Library's programmatic remodeling and refurbishments.</p> <p>The 2018-2022 estimate has increased by \$2,042,000 over the 2017-2021 estimate due to revised order of magnitude assumptions based on recent Pre-Design efforts (i.e. Hosmer, Oxboro & Eden Prairie). They most likely will include the following facility needs:</p> <ul style="list-style-type: none"> ● Refined scope of Library programmatic improvements ● Building envelope and systems ● Building code compliance ● Code required ADA/Accessibility modifications ● Energy efficiency and LED lighting ● Site and parking ● Technology systems] ● Environmental and safety <p>Costs most likely will be revised upward or downward upon completion of a more detailed scoping effort and a forensic review of existing facility conditions.</p>								
Last Year's CIP Process Summary	Budget to Date	2017	2018	2019	2020	2021	Beyond	Total
Department Requested	-	-	52,000	111,000	1,717,000	-	-	1,880,000
Administrator Proposed	-	-	52,000	111,000	1,717,000	-	-	1,880,000
CBTF Recommended	-	-	52,000	111,000	1,717,000	-	-	1,880,000
Board Approved Final	-	-	52,000	111,000	1,717,000	-	-	1,880,000

Project Name: 1004476 Sumner Library Refurbishment
Major Program: Operations
Department: Library

Funding Start: 2019
Funding Completion: 2021

Summary:
 This project will selectively remodel and refurbish approximately 10,000 USF of the library (including 1,000 USF of staff space) at Sumner Library, located at 611 Van White Memorial Boulevard in Minneapolis, MN. Additionally facility asset preservation improvements will be made to address infrastructure and building system requirements to preserve building integrity and maintain long term value as a real-estate asset.

Purpose & Description:
 Hennepin County Library (HCL) is committed to fulfilling our mission and vision and achieving the outcomes we set through all of our services. A key to meeting that goal is regular updates and maintenance for our buildings.

The Sumner Library currently needs to have the following updated to support our four evaluation criteria outlined in our framework for capital projects:

- Add study rooms and conference rooms to library level;
- Larger more flexible Teen area needed;
- Furniture, carpet, and finishes need replacement;
- Space assessment needed, rooms are disjointed with little cohesion, furniture and shelving layout disrupts the flow of movement through space;
- Improve staff work room;
- Restrooms do not meet code.

Library's will be evaluated to ensure they 1) support the Library's mission/vision/promises/outcomes; 2) meet patron service commitments; 3) are environmentally sound; and, 4) are financially sustainable.



REVENUES	Budget to Date	12/31/17 Act & Enc	Balance	2018 Budget	2019 Estimate	2020 Estimate	2021 Estimate	2022 Estimate	Beyond 2022	Total
County Bonds	-	-	-	-	91,000	3,677,000	137,000	-	-	3,905,000
Total	-	-	-	-	91,000	3,677,000	137,000	-	-	3,905,000
EXPENDITURES	Budget to Date	12/31/17 Act & Enc	Balance	2018 Budget	2019 Estimate	2020 Estimate	2021 Estimate	2022 Estimate	Beyond 2022	Total
Land	-	-	-	-	-	-	-	-	-	-
Construction	-	-	-	-	-	1,869,000	-	-	-	1,869,000
Consulting	-	-	-	-	91,000	226,000	137,000	-	-	454,000
Equipment	-	-	-	-	-	379,000	-	-	-	379,000
Furnishings	-	-	-	-	-	704,000	-	-	-	704,000
Other Costs	-	-	-	-	-	121,000	-	-	-	121,000
Contingency	-	-	-	-	-	378,000	-	-	-	378,000
Total	-	-	-	-	91,000	3,677,000	137,000	-	-	3,905,000

Project Name: 1004476 Sumner Library Refurbishment				Funding Start: 2019				
Major Program: Operations				Funding Completion: 2021				
Department: Library								
Current Year's CIP Process Summary	Budget to Date	2018 Budget	2019 Estimate	2020 Estimate	2021 Estimate	2022 Estimate	Beyond 2022	Total
Department Requested	-	-	91,000	3,797,000	137,000	-	-	4,025,000
Administrator Proposed	-	-	91,000	3,797,000	137,000	-	-	4,025,000
CBTF Recommended	-	-	91,000	3,797,000	137,000	-	-	4,025,000
Board Approved Final	-	-	91,000	3,677,000	137,000	-	-	3,905,000
Scheduling Milestones (major phases only):				Board Resolutions / Supplemental Information:				
Scoping: 2018				<p>This project is a reflection of the Library/Facility Services revised focus on the asset as a whole and is an effort to coordinate and combine both facility preservation items along with Library remodeling needs to take advantage of upgrades while the Library is closed.</p> <p>The Sumner Library is an 18,263 gross square foot (GSF) two story facility situated on a 0.6 acre site, with a surface parking lot for 14 vehicles. The Sumner Library has received historic designation from the City of Minneapolis Heritage Preservation Commission and is listed on the National Register of Historic Places.</p> <p>This library, built in 1915, has not seen any major remodeling or refurbishments since 2004. Approximately 10,000 USF of the library (including 1,000 USF of staff space) will undergo selective remodeling and refurbishment to support 21st century library service to patrons by reconfiguring public areas to support new and innovative services and replacement of furniture and carpet as needed. A review of the staff support spaces will be conducted in order to optimize space layouts for efficiency gains in alignment with current operating procedures.</p> <p>Additionally, a facility assessment of the Library facility will be conducted to identify infrastructure and building system improvements needed to preserve building integrity and longevity. These improvements may include: repairs and updates to HVAC, and electrical systems; Lighting upgrades for energy improvements; Exterior building shell repairs; Exterior site improvements (paving surfaces, grounds and landscape, lighting, site drainage), and Technology system upgrades (IT/data and security systems). Improvements needed to address code compliance, energy code, and environmental and safety requirements will also be incorporated into the full project scope.</p>				
Design: 2019								
Procurement: 2019								
Construction: 2020								
Completion: 2021								
Project's Effect on Annual Operating Budget:								
None.								
Annual Impact for Requesting Department:				0				
Annual Impact for all other Depts:				0				
Total				0				
Changes from Prior CIP:								
<p>The 2017 funding request was an order of magnitude estimate based on limited facility condition data as well as unspecified Library programmatic changes. Initial funding of this project will provide for a detailed facility condition assessment as well as in-depth study of the Library's programmatic remodeling and refurbishments.</p> <p>The 2018-2022 estimate has increased by \$1,464,000 over the 2017-2021 estimate due to revised order of magnitude assumptions based on recent Pre-Design efforts (i.e. Hosmer, Oxboro & Eden Prairie). They most likely will include the following facility needs:</p> <ul style="list-style-type: none"> ● Refined scope of Library programmatic improvements ● Building envelope and systems ● Building code compliance ● Code required ADA/Accessibility modifications ● Energy efficiency and LED lighting ● Site and parking ● Technology systems ● Environmental and safety <p>Costs most likely will be revised upward or downward upon completion of a more detailed scoping effort and a forensic review of existing facility conditions.</p>								
Last Year's CIP Process Summary	Budget to Date	2017	2018	2019	2020	2021	Beyond	Total
Department Requested	-	-	52,000	155,000	2,234,000	-	-	2,441,000
Administrator Proposed	-	-	52,000	155,000	2,234,000	-	-	2,441,000
CBTF Recommended	-	-	52,000	155,000	2,234,000	-	-	2,441,000
Board Approved Final	-	-	52,000	155,000	2,234,000	-	-	2,441,000

Project Name: 1001788 Brookdale Library Refurbishment
Major Program: Operations
Department: Library

Funding Start: 2017
Funding Completion: 2022

Summary:
 This project will selectively remodel and refurbish approximately 57,000 USF of the Brookdale Library (including 13,000 USF of staff space), located at 6125 Shingle Creek Parkway in Brooklyn Center, MN. Additionally, facility asset preservation improvements will be made to address infrastructure and building system requirements to preserve building integrity and maintain long term value as a real-estate asset.

Purpose & Description:
 Hennepin County Library (HCL) is committed to fulfilling our mission and vision and achieving the outcomes we set through all of our services. A key to meeting that goal is regular updates and maintenance for our buildings.

The Brookdale Library currently needs to have the following updated to support our four evaluation criteria outlined in our framework for capital projects:

- Conduct space assessment to evaluate how space is used and make changes to support patrons.
- Improve entry to make it more inviting and intuitive. Reduce number of service desks.
- Replace high shelving.
- Update children's area and remove larger elements.
- Replace AMH.
- Evaluate staff space for efficiencies. Implement collaborative work spaces.

Libraries will be further evaluated to ensure they 1) support the Library's mission/vision/promises/outcomes; 2) meet patron service commitments; 3) are environmentally sound; and, 4) are financially sustainable.



REVENUES	Budget to Date	12/31/17 Act & Enc	Balance	2018 Budget	2019 Estimate	2020 Estimate	2021 Estimate	2022 Estimate	Beyond 2022	Total
County Bonds	115,000	-	115,000	-	194,000	1,218,000	10,377,000	98,000	-	12,002,000
Total	115,000	-	115,000	-	194,000	1,218,000	10,377,000	98,000	-	12,002,000
EXPENDITURES	Budget to Date	12/31/17 Act & Enc	Balance	2018 Budget	2019 Estimate	2020 Estimate	2021 Estimate	2022 Estimate	Beyond 2022	Total
Land	-	-	-	-	-	-	-	-	-	-
Construction	-	-	-	-	-	927,000	4,881,000	-	-	5,808,000
Consulting	80,000	-	80,000	-	194,000	291,000	385,000	98,000	-	1,048,000
Equipment	-	-	-	-	-	-	801,000	-	-	801,000
Furnishings	-	-	-	-	-	-	2,599,000	-	-	2,599,000
Other Costs	-	-	-	-	-	-	618,000	-	-	618,000
Contingency	35,000	-	35,000	-	-	-	1,093,000	-	-	1,128,000
Total	115,000	-	115,000	-	194,000	1,218,000	10,377,000	98,000	-	12,002,000

Project Name: 1001788 Brookdale Library Refurbishment				Funding Start: 2017				
Major Program: Operations				Funding Completion: 2022				
Department: Library								
Current Year's CIP Process Summary	Budget to Date	2018 Budget	2019 Estimate	2020 Estimate	2021 Estimate	2022 Estimate	Beyond 2022	Total
Department Requested	115,000	-	194,000	1,218,000	10,747,000	98,000	-	12,372,000
Administrator Proposed	115,000	-	194,000	1,218,000	10,747,000	98,000	-	12,372,000
CBTF Recommended	115,000	-	194,000	1,218,000	10,747,000	98,000	-	12,372,000
Board Approved Final	115,000	-	194,000	1,218,000	10,377,000	98,000	-	12,002,000
Scheduling Milestones (major phases only):				Board Resolutions / Supplemental Information:				
Scoping: 2018				<p>This project is a reflection of the Library/Facility Services revised focus on the asset as a whole and is an effort to coordinate and combine both facility preservation items along with Library remodeling needs to take advantage of upgrades while the Library is closed.</p> <p>The Brookdale Regional Center is a 130,000 gross square foot (GSF) single story facility situated on a 10 acre site with a surface lot for 508 vehicles. It is comprised of the Library, with 57,000 USF as well as three other major public service components that include Taxpayer Services Service Center, Health & Human Services Satellite and District Court.</p> <p>This Library was renovated and expanded in 2004, as part of the larger Brookdale Regional Center Remodeling project. The Library has not seen any major remodeling or refurbishments since that time. Approximately 57,000 USF of the library (including 13,000 USF of staff space) will undergo selective remodeling and refurbishment to update the current library space and make it more efficient and patron friendly.</p> <p>A facility assessment of the Library will be conducted to identify infrastructure and building system improvements needed to preserve building integrity and longevity. These improvements may include: repairs and updates to HVAC, and electrical systems; Lighting upgrades for energy improvements; Exterior building shell repairs; Exterior site improvements (paving surfaces, grounds and landscape, lighting, site drainage), and Technology system upgrades (IT/data and security systems). Improvements needed to address code compliance, energy code, and environmental and safety requirements will also be incorporated into the full project scope.</p> <p>Additionally, the Automatic Materials Handling machine (AMH) operates on pneumatic controls and through the use of mechanical rotators and placers which put materials on book carts. The equipment is old and replacement parts are no longer available. The AMH system will be replaced with newer technology which uses electronic controls and sorts into bins, requiring less maintenance. Funding for the new AMH machine is included in the Equipment Replacement Project (1002169).</p>				
Design: 2019								
Procurement: 2020								
Construction: 2020-2021								
Completion: 2022								
Project's Effect on Annual Operating Budget:								
None.								
Annual Impact for Requesting Department:				0				
Annual Impact for all other Depts:				0				
Total				0				
Changes from Prior CIP:								
The 2017 funding request was an order of magnitude estimate based on limited facility condition data as well as unspecified Library programmatic changes. Initial funding of this project will provide for a detailed facility condition assessment as well as in-depth study of the Library's programmatic remodeling and refurbishments.								
The 2018-2022 estimate has increased by \$4,270,000 over the 2017-2021 estimate due to revised order of magnitude assumptions based on recent Pre-Design efforts (i.e. Hosmer, Oxboro & Eden Prairie). They most likely will include the following facility needs:								
<ul style="list-style-type: none"> • Refined scope of Library programmatic improvements • Building envelope and systems • Building code compliance • Code required ADA/Accessibility modifications • Energy efficiency and LED lighting • Site and parking • Technology systems • Environmental and safety 								
Costs most likely will be revised upward or downward upon completion of a more detailed scoping effort and a forensic review of existing facility conditions.								
Last Year's CIP Process Summary	Budget to Date	2017	2018	2019	2020	2021	Beyond	Total
Department Requested	-	115,000	485,000	7,132,000	-	-	-	7,732,000
Administrator Proposed	-	115,000	485,000	7,132,000	-	-	-	7,732,000
CBTF Recommended	-	115,000	485,000	7,132,000	-	-	-	7,732,000
Board Approved Final	-	115,000	485,000	7,132,000	-	-	-	7,732,000

Project Name: 1004467 Pierre Bottineau Library Refurbishment
Major Program: Operations
Department: Library

Funding Start: 2019
Funding Completion: 2021

Summary:

This project will remodel and refurbish approximately 9,200 USF (including 1,000 USF of staff space) of the Pierre Bottineau, located at 55 Broadway Street NE in Minneapolis, MN. Additionally, facility asset preservation improvements will also be made to address infrastructure and building system requirements to preserve building integrity and maintain long term value as a real-estate asset.

Purpose & Description:

Hennepin County Library (HCL) is committed to fulfilling our mission and vision and achieving the outcomes we set through all of our services. A key to meeting that goal is regular updates and maintenance for our buildings.

As this project moves closer to inception, the Pierre Bottineau Library will have a complete list of needs that support our four evaluation criteria outlined in our framework for capital projects.

Library's will be evaluated to ensure they 1) support the Library's mission/vision/promises/outcomes; 2) meet patron service commitments; 3) are environmentally sound; and, 4) are financially sustainable.



REVENUES	Budget to Date	12/31/17 Act & Enc	Balance	2018 Budget	2019 Estimate	2020 Estimate	2021 Estimate	2022 Estimate	Beyond 2022	Total
County Bonds	-	-	-	-	175,000	227,000	2,469,000	-	-	2,871,000
Total	-	-	-	-	175,000	227,000	2,469,000	-	-	2,871,000
EXPENDITURES	Budget to Date	12/31/17 Act & Enc	Balance	2018 Budget	2019 Estimate	2020 Estimate	2021 Estimate	2022 Estimate	Beyond 2022	Total
Land	-	-	-	-	-	-	-	-	-	-
Construction	-	-	-	-	-	-	1,291,000	-	-	1,291,000
Consulting	-	-	-	-	175,000	175,000	-	-	-	350,000
Equipment	-	-	-	-	-	-	221,000	-	-	221,000
Furnishings	-	-	-	-	-	-	644,000	-	-	644,000
Other Costs	-	-	-	-	-	-	105,000	-	-	105,000
Contingency	-	-	-	-	-	52,000	208,000	-	-	260,000
Total	-	-	-	-	175,000	227,000	2,469,000	-	-	2,871,000

Project Name: 1004467 Pierre Bottineau Library Refurbishment				Funding Start: 2019				
Major Program: Operations				Funding Completion: 2021				
Department: Library								
Current Year's CIP Process Summary	Budget to Date	2018 Budget	2019 Estimate	2020 Estimate	2021 Estimate	2022 Estimate	Beyond 2022	Total
Department Requested	-	-	175,000	227,000	2,549,000	-	-	2,951,000
Administrator Proposed	-	-	175,000	227,000	2,549,000	-	-	2,951,000
CBTF Recommended	-	-	175,000	227,000	2,549,000	-	-	2,951,000
Board Approved Final	-	-	175,000	227,000	2,469,000	-	-	2,871,000
Scheduling Milestones (major phases only):				Board Resolutions / Supplemental Information:				
Scoping: 2019				<p>This project is a reflection of the Library/Facility Services revised focus on the asset as a whole and is an effort to coordinate and combine both facility preservation items along with Library remodeling needs to take advantage of upgrades while the Library is closed.</p> <p>The Pierre Bottineau Library is a 12,697 gross square foot (GSF) single story facility situated on a 1.06 acre site, with a surface lot for 25 vehicles. An upper level mezzanine houses the mechanical equipment rooms. In 2003 the Pierre Bottineau Library was constructed from two historic buildings on the former Grain Belt campus: the 1893 Wagon Shed and the 1913 Millwright Shop. This facility is on the National Register of Historic Places.</p> <p>Approximately 9,200 USF of the library (including 1,000 USF of staff space) will undergo selective remodeling and refurbishment to support 21st century library service to patrons by reconfiguring public areas to support new and innovative services and replacement of furniture and carpet as needed. A review of the staff support spaces will be conducted in order to optimize space layouts for efficiency gains in alignment with current operating procedures.</p> <p>A facility assessment of the Library facility will be conducted to identify infrastructure and building system improvements needed to preserve building integrity and longevity. These improvements may include: repairs and updates to HVAC, and electrical systems; Lighting upgrades for energy improvements; Exterior building shell repairs; Exterior site improvements (paving surfaces, grounds and landscape, lighting, site drainage), and Technology system upgrades (IT/data and security systems). Improvements needed to address code compliance, energy code, and environmental and safety requirements will also be incorporated into the full project scope.</p>				
Design: 2020								
Procurement: 2020								
Construction: 2021								
Completion: 2021								
Project's Effect on Annual Operating Budget:								
None.								
Annual Impact for Requesting Department:				0				
Annual Impact for all other Depts:				0				
Total				0				
Changes from Prior CIP:								
The 2017 funding request was an order of magnitude estimate based on limited facility condition data as well as unspecified Library programmatic changes. Initial funding of this project will provide for a detailed facility condition assessment as well as in-depth study of the Library's programmatic remodeling and refurbishments.								
The 2018-2022 estimate has increased by \$822,000 over the 2017-2021 estimate due to revised order of magnitude assumptions based on recent Pre-Design efforts (i.e. Hosmer, Oxboro & Eden Prairie). They most likely will include the following facility needs:								
<ul style="list-style-type: none"> ● Refined scope of Library programmatic improvements ● Building envelope and systems ● Building code compliance ● Code required ADA/Accessibility modifications ● Energy efficiency and LED lighting ● Site and parking ● Technology systems ● Environmental and safety 								
Costs most likely will be revised upward or downward upon completion of a more detailed scoping effort and a forensic review of existing facility conditions.								
Last Year's CIP Process Summary	Budget to Date	2017	2018	2019	2020	2021	Beyond	Total
Department Requested	-	-	-	52,000	111,000	1,886,000	-	2,049,000
Administrator Proposed	-	-	-	52,000	111,000	1,886,000	-	2,049,000
CBTF Recommended	-	-	-	52,000	111,000	1,886,000	-	2,049,000
Board Approved Final	-	-	-	52,000	111,000	1,886,000	-	2,049,000

Project Name: 1004464 Linden Hills Library Refurbishment
Major Program: Operations
Department: Library

Funding Start: 2019
Funding Completion: 2021

Summary:

This project will remodel and refurbish approximately 5,700 USF of the library (including 749 USF of staff space) of the Linden Hills Library, located at 2900 W. 43rd Street in Minneapolis, MN. Additionally, facility asset preservation improvements will also be made to address infrastructure and building system requirements to preserve building integrity and maintain long term value as a real-estate asset.

Purpose & Description:

Hennepin County Library (HCL) is committed to fulfilling our mission and vision and achieving the outcomes we set through all of our services. A key to meeting that goal is regular updates and maintenance for our buildings.

As this project moves closer to inception, the Linden Hills Library will have a complete list of needs that support our four evaluation criteria outlined in our framework for capital projects.

Library's will be evaluated to ensure they 1) support the Library's mission/vision/promises/outcomes; 2) meet patron service commitments; 3) are environmentally sound; and, 4) are financially sustainable.



REVENUES	Budget to Date	12/31/17 Act & Enc	Balance	2018 Budget	2019 Estimate	2020 Estimate	2021 Estimate	2022 Estimate	Beyond 2022	Total
County Bonds	-	-	-	-	125,000	440,000	1,539,000	-	-	2,104,000
Total	-	-	-	-	125,000	440,000	1,539,000	-	-	2,104,000
EXPENDITURES	Budget to Date	12/31/17 Act & Enc	Balance	2018 Budget	2019 Estimate	2020 Estimate	2021 Estimate	2022 Estimate	Beyond 2022	Total
Land	-	-	-	-	-	-	-	-	-	-
Construction	-	-	-	-	-	-	941,000	-	-	941,000
Consulting	-	-	-	-	89,000	260,000	-	-	-	349,000
Equipment	-	-	-	-	-	16,000	125,000	-	-	141,000
Furnishings	-	-	-	-	-	40,000	349,000	-	-	389,000
Other Costs	-	-	-	-	-	52,000	52,000	-	-	104,000
Contingency	-	-	-	-	36,000	72,000	72,000	-	-	180,000
Total	-	-	-	-	125,000	440,000	1,539,000	-	-	2,104,000

Project Name: 1004464 Linden Hills Library Refurbishment				Funding Start: 2019						
Major Program: Operations				Funding Completion: 2021						
Department: Library										
Current Year's CIP Process Summary	Budget to Date	2018 Budget	2019 Estimate	2020 Estimate	2021 Estimate	2022 Estimate	Beyond 2022	Total		
Department Requested	-	-	125,000	440,000	1,601,000	-	-	2,166,000		
Administrator Proposed	-	-	125,000	440,000	1,601,000	-	-	2,166,000		
CBTF Recommended	-	-	125,000	440,000	1,601,000	-	-	2,166,000		
Board Approved Final	-	-	125,000	440,000	1,539,000	-	-	2,104,000		
Scheduling Milestones (major phases only):				Board Resolutions / Supplemental Information:						
Scoping: 2019				<p>This project is a reflection of the Library/Facility Services revised focus on the asset as a whole and is an effort to coordinate and combine both facility preservation items along with Library remodeling needs to take advantage of upgrades while the Library is closed.</p> <p>The Linden Hills Library is an 8,290 gross square foot (GSF) two story facility situated on a 0.31 acre site. There is no on-site parking at this site. The Linden Hills Library has received historic designation from the City of Minneapolis Heritage Preservation Commission and is listed on the National Register of Historic Places.</p> <p>Approximately 5,700 USF of the library (including 749 USF of staff space) will undergo selective remodeling and refurbishment to update the current library space and make it more efficient and patron friendly. A review of the staff support spaces will be conducted in order to optimize space layouts for efficiency gains in alignment with current operating procedures.</p> <p>A facility assessment of the Library facility will be conducted to identify infrastructure and building system improvements needed to preserve building integrity and longevity. These improvements may include: repairs and updates to HVAC, and electrical systems; Lighting upgrades for energy improvements; Exterior building shell repairs; Exterior site improvements (paving surfaces, grounds and landscape, lighting, site drainage), and Technology system upgrades (IT/data and security systems). Improvements needed to address code compliance, energy code, and environmental and safety requirements will also be incorporated into the full project scope.</p>						
Design: 2020										
Procurement: 2020										
Construction: 2021										
Completion: 2022										
Project's Effect on Annual Operating Budget:										
None.										
Annual Impact for Requesting Department:				0						
Annual Impact for all other Depts:				0						
Total				0						
Changes from Prior CIP:										
<p>The 2017 funding request was an order of magnitude estimate based on limited facility condition data as well as unspecified Library programmatic changes. Initial funding of this project will provide for a detailed facility condition assessment as well as in-depth study of the Library's programmatic remodeling and refurbishments.</p> <p>The 2018-2022 estimate has increased by \$325,000 over the 2017-2021 estimate due to revised order of magnitude assumptions based on recent Pre-Design efforts (i.e. Hosmer, Oxboro & Eden Prairie). They most likely will include the following facility needs:</p> <ul style="list-style-type: none"> ● Refined scope of Library programmatic improvements ● Building envelope and systems ● Building code compliance ● Code required ADA/Accessibility modifications ● Energy efficiency and LED lighting ● Site and parking ● Technology systems ● Environmental and safety <p>Costs most likely will be revised upward or downward upon completion of a more detailed scoping effort and a forensic review of existing facility conditions.</p>										
Last Year's CIP Process Summary	Budget to Date	2017	2018	2019	2020	2021	Beyond	Total		
Department Requested	-	-	-	55,000	109,000	1,615,000	-	1,779,000		
Administrator Proposed	-	-	-	55,000	109,000	1,615,000	-	1,779,000		
CBTF Recommended	-	-	-	55,000	109,000	1,615,000	-	1,779,000		
Board Approved Final	-	-	-	55,000	109,000	1,615,000	-	1,779,000		

Project Name: 1004466 Franklin Library Refurbishment
Major Program: Operations
Department: Library

Funding Start: 2019
Funding Completion: 2021

Summary:

This project will selectively remodel and refurbish approximately 7,600 USF of the library (including 900 USF of staff space) at the Franklin Library, located at 1314 E. Franklin Avenue in Minneapolis, MN. Additionally, facility asset preservation improvements will be made to address infrastructure and building system requirements to preserve building integrity and maintain long term value as a real-estate asset.

Purpose & Description:

Hennepin County Library (HCL) is committed to fulfilling our mission and vision and achieving the outcomes we set through all of our services. A key to meeting that goal is regular updates and maintenance for our buildings.

The Franklin Library currently needs to have the following updated to support our four evaluation criteria outlined in our framework for capital projects:

- Need more overall space a larger building.
- Teen area needs major updates including larger and more flexible space.
- Children's area needs updates; current space is restrictive and should be more open.
- Furniture and carpet replacement.
- Add meeting room/small conference rooms.
- Staff areas (workroom and breakroom) needs to be updated.
- More computers for all ages.
- Updates needed for mechanical, electrical, and other infrastructure.

Library's will be evaluated to ensure they 1) support the Library's mission/vision/promises/outcomes; 2) meet patron service commitments; 3) are environmentally sound; and, 4) are financially sustainable.



REVENUES	Budget to Date	12/31/17 Act & Enc	Balance	2018 Budget	2019 Estimate	2020 Estimate	2021 Estimate	2022 Estimate	Beyond 2022	Total
County Bonds	-	-	-	-	141,000	706,000	2,090,000	-	-	2,937,000
Total	-	-	-	-	141,000	706,000	2,090,000	-	-	2,937,000
EXPENDITURES	Budget to Date	12/31/17 Act & Enc	Balance	2018 Budget	2019 Estimate	2020 Estimate	2021 Estimate	2022 Estimate	Beyond 2022	Total
Land	-	-	-	-	-	-	-	-	-	-
Construction	-	-	-	-	-	-	1,267,000	-	-	1,267,000
Consulting	-	-	-	-	90,000	360,000	-	-	-	450,000
Equipment	-	-	-	-	-	76,000	112,000	-	-	188,000
Furnishings	-	-	-	-	-	-	667,000	-	-	667,000
Other Costs	-	-	-	-	-	66,000	44,000	-	-	110,000
Contingency	-	-	-	-	51,000	204,000	-	-	-	255,000
Total	-	-	-	-	141,000	706,000	2,090,000	-	-	2,937,000

Project Name: 1004466 Franklin Library Refurbishment				Funding Start: 2019						
Major Program: Operations				Funding Completion: 2021						
Department: Library										
Current Year's CIP Process Summary	Budget to Date	2018 Budget	2019 Estimate	2020 Estimate	2021 Estimate	2022 Estimate	Beyond 2022	Total		
Department Requested	-	-	141,000	706,000	2,180,000	-	-	3,027,000		
Administrator Proposed	-	-	141,000	706,000	2,180,000	-	-	3,027,000		
CBTF Recommended	-	-	141,000	706,000	2,180,000	-	-	3,027,000		
Board Approved Final	-	-	141,000	706,000	2,090,000	-	-	2,937,000		
Scheduling Milestones (major phases only):				Board Resolutions / Supplemental Information:						
Scoping: 2019				<p>This project is a reflection of the Library/Facility Services revised focus on the asset as a whole and is an effort to coordinate and combine both facility preservation items along with Library remodeling needs to take advantage of upgrades while the Library is closed.</p> <p>The Franklin Library is a 13,283 gross square foot (GSF) two story facility situated on a .33 acre site. There is no on-site parking at this site. The Franklin Library has received historic designation from the City of Minneapolis Heritage Preservation Commission and is listed on the National Register of Historic Places. This library, built in 1914, has not seen any major remodeling or refurbishments since 2005.</p> <p>Approximately 7,600 USF of the library (including 900 USF of staff space) will undergo selective remodeling and refurbishment to support 21st century library service to patrons by reconfiguring public areas to support new and innovative services and replacement of furniture and carpet as needed. A review of the staff support spaces will be conducted in order to optimize space layouts for efficiency gains in alignment with current operating procedures.</p> <p>Additionally, a facility assessment of the Library facility will be conducted to identify infrastructure and building system improvements needed to preserve building integrity and longevity. These improvements may include: repairs and updates to HVAC, and electrical systems; Lighting upgrades for energy improvements; Exterior building shell repairs; Exterior site improvements (paving surfaces, grounds and landscape, lighting, site drainage), and Technology system upgrades (IT/data and security systems). Improvements needed to address code compliance, energy code, and environmental and safety requirements will also be incorporated into the full project scope.</p>						
Design: 2020										
Procurement: 2020										
Construction: 2021										
Completion: 2022										
Project's Effect on Annual Operating Budget:										
None.										
Annual Impact for Requesting Department:				0						
Annual Impact for all other Depts:				0						
Total				0						
Changes from Prior CIP:										
The 2017 funding request was an order of magnitude estimate based on limited facility condition data as well as unspecified Library programmatic changes. Initial funding of this project will provide for a detailed facility condition assessment as well as in-depth study of the Library's programmatic remodeling and refurbishments.										
The 2018-2022 estimate has increased by \$934,000 over the 2017-2021 estimate due to revised order of magnitude assumptions based on recent Pre-Design efforts (i.e. Hosmer, Oxboro & Eden Prairie). They most likely will include the following facility needs:										
<ul style="list-style-type: none"> ● Refined scope of Library programmatic improvements ● Building envelope and systems ● Building code compliance ● Code required ADA/Accessibility modifications ● Energy efficiency and LED lighting ● Site and parking ● Technology systems ● Environmental and safety 										
Costs most likely will be revised upward or downward upon completion of a more detailed scoping effort and a forensic review of existing facility conditions.										
Last Year's CIP Process Summary	Budget to Date	2017	2018	2019	2020	2021	Beyond	Total		
Department Requested	-	-	-	48,000	144,000	1,811,000	-	2,003,000		
Administrator Proposed	-	-	-	48,000	144,000	1,811,000	-	2,003,000		
CBTF Recommended	-	-	-	48,000	144,000	1,811,000	-	2,003,000		
Board Approved Final	-	-	-	48,000	144,000	1,811,000	-	2,003,000		

Project Name: 1004444 Minneapolis Central Library Refurbishment
Major Program: Operations
Department: Library

Funding Start: 2020
Funding Completion: Beyond 2022

Summary:
The Minneapolis Central Library, located at 300 Nicollet Mall in Minneapolis, MN, is a 539,487 gross square foot (GSF) multi story facility situated on a 2.47 acre site. The facility includes 5 levels plus a 5th floor mezzanine level, and 2 levels of below grade parking that can accommodate 264 vehicles.

This project will be a major renovation to re-purpose both public and staff spaces to reflect changes in library service since the building opened in 2006. Additionally, facility asset preservation improvements will be made to address infrastructure and building system requirements to preserve building integrity and maintain long term value as a real-estate asset.

Purpose & Description:
Hennepin County Library (HCL) is committed to fulfilling our mission and vision and achieving the outcomes we set through all of our services. A key to meeting that goal is regular updates and maintenance for our buildings.

As this project moves closer to inception, the Minneapolis Central Library will have a complete list of needs that support our four evaluation criteria outlined in our framework for capital projects.

Library's will be evaluated to ensure they 1) support the Library's mission/vision/promises/outcomes; 2) meet patron service commitments; 3) are environmentally sound; and, 4) are financially sustainable.



REVENUES	Budget to Date	12/31/17 Act & Enc	Balance	2018 Budget	2019 Estimate	2020 Estimate	2021 Estimate	2022 Estimate	Beyond 2022	Total
County Bonds	-	-	-	-	-	560,000	3,518,000	6,885,000	21,832,000	32,795,000
Total	-	-	-	-	-	560,000	3,518,000	6,885,000	21,832,000	32,795,000
EXPENDITURES	Budget to Date	12/31/17 Act & Enc	Balance	2018 Budget	2019 Estimate	2020 Estimate	2021 Estimate	2022 Estimate	Beyond 2022	Total
Land	-	-	-	-	-	-	-	-	-	-
Construction	-	-	-	-	-	-	-	3,747,000	14,270,000	18,017,000
Consulting	-	-	-	-	-	560,000	1,673,000	-	-	2,233,000
Equipment	-	-	-	-	-	-	-	755,000	2,261,000	3,016,000
Furnishings	-	-	-	-	-	-	-	1,459,000	4,377,000	5,836,000
Other Costs	-	-	-	-	-	-	426,000	214,000	214,000	854,000
Contingency	-	-	-	-	-	-	1,419,000	710,000	710,000	2,839,000
Total	-	-	-	-	-	560,000	3,518,000	6,885,000	21,832,000	32,795,000

Project Name: 1004444 Minneapolis Central Library Refurbishment				Funding Start: 2020				
Major Program: Operations				Funding Completion: Beyond 2022				
Department: Library								
Current Year's CIP Process Summary	Budget to Date	2018 Budget	2019 Estimate	2020 Estimate	2021 Estimate	2022 Estimate	Beyond 2022	Total
Department Requested	-	-	-	560,000	3,518,000	7,895,000	21,832,000	33,805,000
Administrator Proposed	-	-	-	560,000	3,518,000	7,895,000	21,832,000	33,805,000
CBTF Recommended	-	-	-	560,000	3,518,000	7,895,000	21,832,000	33,805,000
Board Approved Final	-	-	-	560,000	3,518,000	6,885,000	21,832,000	32,795,000
Scheduling Milestones (major phases only):				Board Resolutions / Supplemental Information:				
Scoping: 2020				<p>This project is a reflection of the Library/Facility Services revised focus on the asset as a whole and is an effort to coordinate and combine both facility preservation items along with Library remodeling needs to take advantage of upgrades while the Library is closed.</p> <p>The Minneapolis Central library was opened in 2006, this project will be a major renovation to re-purpose both public and staff spaces to reflect changes in library service since the building opened in 2006. This capital project will remodel and refurbish public and staff areas on first through fourth floors of the facility, totaling approximately 220,100 usable square feet (USF). Areas slated for improvement include the children's and teen spaces. Community engagement will be part of the renovation project.</p> <p>A facility assessment of the Library facility will be conducted to identify infrastructure and building system improvements needed to preserve building integrity and longevity. These improvements may include: repairs and updates to HVAC, and electrical systems; Lighting upgrades for energy improvements; Exterior building shell repairs; Exterior site improvements (paving surfaces, grounds and landscape, lighting, site drainage), and Technology system upgrades (IT/data and security systems). Improvements needed to address code compliance, energy code, and environmental and safety requirements will also be incorporated into the full project scope.</p>				
Design: 2021								
Procurement: 2022								
Construction: 2022								
Completion: 2023								
Project's Effect on Annual Operating Budget:								
None.								
Annual Impact for Requesting Department:				0				
Annual Impact for all other Depts:				0				
Total				0				
Changes from Prior CIP:								
<p>The 2017 funding request was an order of magnitude estimate based on limited facility condition data as well as unspecified Library programmatic changes. Initial funding of this project will provide for a detailed facility condition assessment as well as in-depth study of the Library's programmatic remodeling and refurbishments.</p> <p>The 2018-2022 estimate has increased by \$31,250,000 over the 2017-2021 estimate due to revised order of magnitude assumptions based on recent Pre-Design efforts (i.e. Hosmer, Oxboro & Eden Prairie). They most likely will include the following facility needs:</p> <ul style="list-style-type: none"> ● Refined scope of Library programmatic improvements ● Building envelope and systems ● Building code compliance ● Code required ADA/Accessibility modifications ● Energy efficiency and LED lighting ● Site and parking ● Technology systems ● Environmental and safety <p>Costs most likely will be revised upward or downward upon completion of a more detailed scoping effort and a forensic review of existing facility conditions.</p>								
Last Year's CIP Process Summary	Budget to Date	2017	2018	2019	2020	2021	Beyond	Total
Department Requested	-	-	-	-	310,000	1,235,000	31,158,000	32,703,000
Administrator Proposed	-	-	-	-	310,000	1,235,000	-	1,545,000
CBTF Recommended	-	-	-	-	310,000	1,235,000	-	1,545,000
Board Approved Final	-	-	-	-	310,000	1,235,000	-	1,545,000

Project Name: 1005181 Penn Lake Library Refurbishment
Major Program: Operations
Department: Library

Funding Start: 2021
Funding Completion: Beyond 2022

Summary:
 This project will remodel and refurbish approximately 12,665 USF of the library (including 2,595 USF of staff space) of the Penn Lake Library, located at 8800 Penn Ave. S. in Bloomington, MN. Additionally, facility asset preservation improvements will also be made to address infrastructure and building system requirements to preserve building integrity and maintain long term value as a real-estate asset.

Purpose & Description:
 Hennepin County Library (HCL) is committed to fulfilling our mission and vision and achieving the outcomes we set through all of our services. A key to meeting that goal is regular updates and maintenance for our buildings.

As this project moves closer to inception, the Penn Lake Library will have a complete list of needs that support our four evaluation criteria outlined in our framework for capital projects.

Library's will be evaluated to ensure they 1) support the Library's mission/vision/promises/outcomes; 2) meet patron service commitments; 3) are environmentally sound; and, 4) are financially sustainable.



REVENUES	Budget to Date	12/31/17 Act & Enc	Balance	2018 Budget	2019 Estimate	2020 Estimate	2021 Estimate	2022 Estimate	Beyond 2022	Total
County Bonds	-	-	-	-	-	-	137,000	484,000	3,009,000	3,630,000
Total	-	-	-	-	-	-	137,000	484,000	3,009,000	3,630,000
EXPENDITURES	Budget to Date	12/31/17 Act & Enc	Balance	2018 Budget	2019 Estimate	2020 Estimate	2021 Estimate	2022 Estimate	Beyond 2022	Total
Land	-	-	-	-	-	-	-	-	-	-
Construction	-	-	-	-	-	-	-	-	1,762,000	1,762,000
Consulting	-	-	-	-	-	-	108,000	323,000	-	431,000
Equipment	-	-	-	-	-	-	-	-	231,000	231,000
Furnishings	-	-	-	-	-	-	-	-	814,000	814,000
Other Costs	-	-	-	-	-	-	-	103,000	-	103,000
Contingency	-	-	-	-	-	-	29,000	58,000	202,000	289,000
Total	-	-	-	-	-	-	137,000	484,000	3,009,000	3,630,000

Project Name: 1005181 Penn Lake Library Refurbishment				Funding Start: 2021				
Major Program: Operations				Funding Completion: Beyond 2022				
Department: Library								
Current Year's CIP Process Summary	Budget to Date	2018 Budget	2019 Estimate	2020 Estimate	2021 Estimate	2022 Estimate	Beyond 2022	Total
Department Requested	-	-	-	-	137,000	484,000	3,119,000	3,740,000
Administrator Proposed	-	-	-	-	137,000	484,000	3,119,000	3,740,000
CBTF Recommended	-	-	-	-	137,000	484,000	3,119,000	3,740,000
Board Approved Final	-	-	-	-	137,000	484,000	3,009,000	3,630,000
Scheduling Milestones (major phases only):				Board Resolutions / Supplemental Information:				
Scoping: 2021				<p>This project is a reflection of the Library/Facility Services revised focus on the asset as a whole and is an effort to coordinate and combine both facility preservation items along with Library remodeling needs to take advantage of upgrades while the Library is closed.</p> <p>The Penn Lake Library is a 14,910 gross square foot (GSF) single story facility situated on a 2.12 acre site, with a surface lot for 62 vehicles. This library, built in 1969, has not seen any major remodeling or refurbishments since 2012. Approximately 12,665 USF of the library (including 2,595 USF of staff space) will undergo selective remodeling and refurbishment to update the current library space and make it more efficient and patron friendly. A review of the staff support spaces will be conducted in order to optimize space layouts for efficiency gains in alignment with current operating procedures.</p> <p>A facility assessment of the Library facility will be conducted to identify infrastructure and building system improvements needed to preserve building integrity and longevity. These improvements may include: repairs and updates to HVAC, and electrical systems; Lighting upgrades for energy improvements; Exterior building shell repairs; Exterior site improvements (paving surfaces, grounds and landscape, lighting, site drainage), and Technology system upgrades (IT/data and security systems). Improvements needed to address code compliance, energy code, and environmental and safety requirements will also be incorporated into the full project scope.</p>				
Design: 2022								
Procurement: 2022								
Construction: 2023								
Completion: 2023								
Project's Effect on Annual Operating Budget:								
Annual Impact for Requesting Department:				0				
Annual Impact for all other Depts:				0				
Total				0				
Changes from Prior CIP:								
<p>This is a new project request. This is an order of magnitude estimate based on limited facility condition data as well as unspecified Library programmatic changes. Initial funding of this project will provide for a detailed facility condition assessment as well as in-depth study of the Library's programmatic remodeling and refurbishments, which will likely include the following facility needs:</p> <ul style="list-style-type: none"> ● Refined scope of Library programmatic improvements ● Building envelope and systems ● Building code compliance ● Code required ADA/Accessibility modifications ● Energy efficiency and LED lighting ● Site and parking ● Technology systems] ● Environmental and safety <p>Costs most likely will be revised upward or downward upon completion of a more detailed scoping effort and a forensic review of existing facility conditions.</p>								
Last Year's CIP Process Summary	Budget to Date	2017	2018	2019	2020	2021	Beyond	Total
Department Requested	-	-	-	-	-	-	-	-
Administrator Proposed	-	-	-	-	-	-	-	-
CBTF Recommended	-	-	-	-	-	-	-	-
Board Approved Final	-	-	-	-	-	-	-	-

Project Name: 1002166 IT Community Connectivity 2016-2020
Major Program: Operations
Department: Information Technology

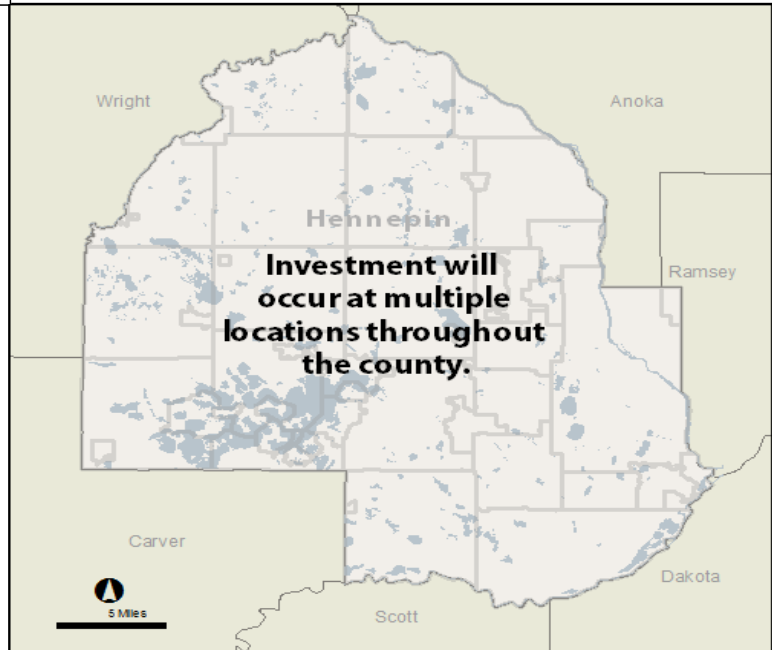
Funding Start: 2016
Funding Completion: 2020

Summary:
 This project will expand Hennepin County's access to high-speed, redundant fiber optic lines to lower current costs and help to contain future costs and support.

Purpose & Description:
 The project aims to meet the growing need for high-speed broadband that supports the County's lines of business, reduce IT's operating costs for network connections among and between County facilities, and prevent outages by providing high-quality redundant connections. The project also works with the Public Works line of business to leverage existing fiber infrastructure for traffic management programs, and to share fiber planning, funding and maintenance services.

Partnering with other public agencies, this project will provide new, redundant fiber connectivity to as many County sites as possible, including critical County sites. This project is the backbone that will provide the foundation for future expansion of the County's fiber infrastructure.

Community Connectivity is partnering with the State of MN, cities and school districts within Hennepin County, and other counties in the state to share fiber assets and provide mutual benefits. This project supports critical public-service program needs such as 911 dispatch, libraries, HSPHD regionalization and data redundancy.



REVENUES	Budget to Date	12/31/17 Act & Enc	Balance	2018 Budget	2019 Estimate	2020 Estimate	2021 Estimate	2022 Estimate	Beyond 2022	Total
County Bonds	2,140,000	241,130	1,898,870	1,380,000	1,500,000	1,500,000	1,500,000	1,500,000	-	9,520,000
Total	2,140,000	241,130	1,898,870	1,380,000	1,500,000	1,500,000	1,500,000	1,500,000	-	9,520,000
EXPENDITURES	Budget to Date	12/31/17 Act & Enc	Balance	2018 Budget	2019 Estimate	2020 Estimate	2021 Estimate	2022 Estimate	Beyond 2022	Total
Land	-	-	-	-	-	-	-	-	-	-
Construction	320,000	240,365	79,635	225,000	225,000	225,000	225,000	225,000	-	1,445,000
Consulting	-	-	-	-	-	-	-	-	-	-
Equipment	1,820,000	-	1,820,000	1,155,000	1,275,000	1,275,000	1,275,000	1,275,000	-	8,075,000
Furnishings	-	-	-	-	-	-	-	-	-	-
Other Costs	-	915	(915)	-	-	-	-	-	-	-
Contingency	-	-	-	-	-	-	-	-	-	-
Total	2,140,000	241,280	1,898,720	1,380,000	1,500,000	1,500,000	1,500,000	1,500,000	-	9,520,000

Project Name: 1002166 IT Community Connectivity 2016-2020				Funding Start: 2016					
Major Program: Operations				Funding Completion: 2020					
Department: Information Technology									
Current Year's CIP Process Summary	Budget to Date	2018 Budget	2019 Estimate	2020 Estimate	2021 Estimate	2022 Estimate	Beyond 2022	Total	
Department Requested	2,140,000	1,500,000	1,500,000	1,500,000	1,500,000	1,500,000	-	9,640,000	
Administrator Proposed	2,140,000	1,500,000	1,500,000	1,500,000	1,500,000	1,500,000	-	9,640,000	
CBTF Recommended	2,140,000	1,500,000	1,500,000	1,500,000	1,500,000	1,500,000	-	9,640,000	
Board Approved Final	2,140,000	1,380,000	1,500,000	1,500,000	1,500,000	1,500,000	-	9,520,000	
Scheduling Milestones (major phases only):				Board Resolutions / Supplemental Information:					
Scoping: N/A				<p>Planned connections and cost estimates for 2017 include: 1)Midtown Greenway Laterals (\$200,000); 2) Hiawatha LRT (\$200,000); 3)Bloomington (\$375,000); 4)Wayzata Library (\$5,000); 5) North Minneapolis (\$200,000); 6)Maple Grove (\$35,000); 7)ATMS connections (\$70,000); 9)Ordinance 22 permits/small projects/consulting (\$350,000)</p> <p>Planned connections and cost estimates for 2018 include: 1)North Minneapolis (\$200,000); 2)Bloomington (\$200,000); 3)NE Minneapolis (\$175,000); 4)Glenwood Ave (\$200,000); 5)Southwest Light Rail (\$1,200,000); 6)Other Ordinance 22 permits/small projects/consulting (\$250,000)</p> <p>• This project will replace the following capital project:</p> <ul style="list-style-type: none"> • IT Community Connectivity (#1000325) • Funded Budget: \$5,280,000 • Expenditures & Encumbrances: \$3,768,156 • Balance as of 3/7/2017: \$1,486,544 <p>Community Connectivity is planning to install high capacity fiber optics in the Southwest Light Rail corridor. Preliminary estimates say the cost of this project will be approximately \$1.7 million. Expenditures for this may begin as early as 2017 and will likely be completed with the SWLRT project in 2020. A similar project is in the initial planning stages for the Bottineau Light Rail corridor.</p> <p>This project involves a partnership between IT Community Connectivity (CC) Project #1002166 and the Advanced Traffic Management System (ATMS) Project #2164400. The focus of CC is to create high-speed redundant broadband connections to county facilities. The focus of ATMS is to provide strategic updates to the county's traffic signal communications infrastructure. It is common practice for CC to prioritize county roads as the path for fiber between buildings and fiber strands are reserved for ATMS on these routes, but there are many county road corridors with county traffic signals that would not serve as an efficient path between facilities. While the two projects have separate goals, the fiber optic components are being closely coordinated. Managers from both projects meet regularly, and recently developed a five year plan identifying which project will install fiber along various county roads each year. It should also be noted that, regardless of the funding stream, all fiber that is installed will have the capacity to support multiple uses across all lines of business.</p>					
Design: N/A									
Procurement: N/A									
Construction: N/A									
Completion: N/A									
Project's Effect on Annual Operating Budget:									
Impacts cannot be quantified, but higher bandwidth will be provided and there will be higher uptime on owned fiber lines compared to leased lines.									
Annual Impact for Requesting Department: 0									
Annual Impact for all other Depts: 0									
Total 0									
Changes from Prior CIP: The 2018-2022 estimate has increased \$1,380,000 over the 2017-2021 estimate due to the addition of the 2022 funding element.									
Last Year's CIP Process Summary	Budget to Date	2017	2018	2019	2020	2021	Beyond	Total	
Department Requested	1,000,000	1,500,000	1,500,000	1,500,000	1,500,000	1,500,000	-	8,500,000	
Administrator Proposed	1,000,000	1,500,000	1,500,000	1,500,000	1,500,000	1,500,000	-	8,500,000	
CBTF Recommended	1,000,000	1,500,000	1,500,000	1,500,000	1,500,000	1,500,000	-	8,500,000	
Board Approved Final	1,000,000	1,140,000	1,500,000	1,500,000	1,500,000	1,500,000	-	8,140,000	

Project Name: 1002153 Environmental Health & Safety 2016-2020
Major Program: Operations
Department: Facility Services

Funding Start: 2016
Funding Completion: 2020

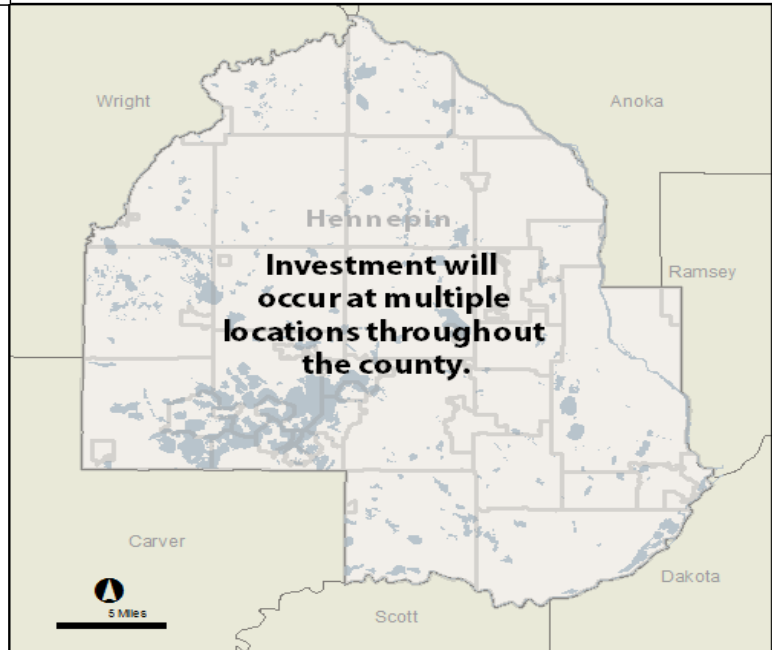
Summary:
 This project addresses environmental remediation and safety compliance issues involving county facilities. Projects will address such diverse concerns as storm water management, radon, lead paint abatement, indoor air quality, fluorescent lamp recycling, asbestos remediation, hazardous waste disposal and other emerging environmental concerns.

Purpose & Description:
 Hennepin County has staff at over 80 owned facilities and more than 40 leased facilities to deliver its services and programs. Those facilities must remain in a safe, healthful condition, in accordance with current laws, regulations and standards to protect county staff and the public and demonstrate good environmental stewardship to the greater community.

Primary regulatory agencies of the county are the US Environmental Protection Agency, Minnesota Department of Labor and Industry (Occupational Safety and Health Administration - OSHA), Minnesota Department of Health and the Minnesota Pollution Control Agency (MPCA).

Regulatory requirements for pre-renovation and demolition building material surveys are in force. The MPCA has passed rules requiring an inventory of all hazardous materials prior to any renovation or demolition work taking place

This project provides the most effective, cost-conscious, and responsive approach for the county to comply with the wide variety of mandates issued by regulatory agencies and non-regulatory best practices. Completion of this work will also result in reductions in both county liability and potential risks to employee health and the environment.



REVENUES	Budget to Date	12/31/17 Act & Enc	Balance	2018 Budget	2019 Estimate	2020 Estimate	2021 Estimate	2022 Estimate	Beyond 2022	Total
Property Tax	400,000	400,000	-	350,000	350,000	350,000	350,000	350,000	-	2,150,000
County Bonds	300,000	33,546	266,454	-	-	-	-	-	-	300,000
Total	700,000	433,546	266,454	350,000	350,000	350,000	350,000	350,000	-	2,450,000
EXPENDITURES	Budget to Date	12/31/17 Act & Enc	Balance	2018 Budget	2019 Estimate	2020 Estimate	2021 Estimate	2022 Estimate	Beyond 2022	Total
Land	-	-	-	-	-	-	-	-	-	-
Construction	140,000	301,631	(161,631)	70,000	70,000	70,000	70,000	70,000	-	490,000
Consulting	40,000	321,307	(281,307)	20,000	20,000	20,000	20,000	20,000	-	140,000
Equipment	10,000	3,600	6,400	5,000	5,000	5,000	5,000	5,000	-	35,000
Furnishings	-	663	(663)	-	-	-	-	-	-	-
Other Costs	10,000	26,711	(16,711)	5,000	5,000	5,000	5,000	5,000	-	35,000
Contingency	500,000	-	500,000	250,000	250,000	250,000	250,000	250,000	-	1,750,000
Total	700,000	653,913	46,087	350,000	350,000	350,000	350,000	350,000	-	2,450,000

Project Name: 1002153 Environmental Health & Safety 2016-2020				Funding Start: 2016				
Major Program: Operations				Funding Completion: 2020				
Department: Facility Services								
Current Year's CIP Process Summary	Budget to Date	2018 Budget	2019 Estimate	2020 Estimate	2021 Estimate	2022 Estimate	Beyond 2022	Total
Department Requested	700,000	350,000	350,000	350,000	350,000	350,000	-	2,450,000
Administrator Proposed	700,000	350,000	350,000	350,000	350,000	350,000	-	2,450,000
CBTF Recommended	700,000	350,000	350,000	350,000	350,000	350,000	-	2,450,000
Board Approved Final	700,000	350,000	350,000	350,000	350,000	350,000	-	2,450,000
Scheduling Milestones (major phases only):				Board Resolutions / Supplemental Information:				
Scoping: N/A				Planned work for 2018: Asbestos \$180,000 Mold \$60,000 Safety Equipment/Services (including ergonomics) \$85,000 Training and E-Learning Development \$55,000 Lead & Hazardous Materials \$15,000 Underground storage tank management \$20,000 Environmental (including stormwater management) \$10,000 Industrial Hygiene Equipment \$10,000 Indoor Air Quality \$15,000 2018 TOTAL: \$450,000				
Design: N/A								
Procurement: N/A								
Construction: N/A								
Completion: N/A								
Project's Effect on Annual Operating Budget:				NOTE: Staff support keeping an available funding balance of \$350,000 to cover unanticipated asbestos, mold, lead remediation and other environmental issues. Also included in the project scope is the purchase or rental of testing and monitoring equipment, as needed. Additionally, this project will handle safety projects that address regulatory compliance or reduce the risk and liability of worker injury or illness. In order to meet these requirements, a safety professional or industrial hygienist will need to provide a study with recommendations. This study may be developed internally or externally. Furthermore, this project will address underground and above ground storage tank compliance, including testing, repair and/or removal/replacement. Work will be done in compliance with MPCA regulations.				
Potential reductions in: county liability, risks to employee health, health costs attributable to problems in the workplace environment, and state and federal fines. However, such reductions are difficult to estimate.								
Annual Impact for Requesting Department: 0								
Annual Impact for all other Depts: 0								
Total 0								
Changes from Prior CIP: The 2018-2022 estimate has increased \$350,000 (16.7%) over the 2017-2021 estimate due to the addition of the 2022 funding element.								
Last Year's CIP Process Summary	Budget to Date	2017	2018	2019	2020	2021	Beyond	Total
Department Requested	350,000	350,000	350,000	350,000	350,000	350,000	-	2,100,000
Administrator Proposed	350,000	350,000	350,000	350,000	350,000	350,000	-	2,100,000
CBTF Recommended	350,000	350,000	350,000	350,000	350,000	350,000	-	2,100,000
Board Approved Final	350,000	350,000	350,000	350,000	350,000	350,000	-	2,100,000

Project Name: 1000874 Government Center Rehabilitation
Major Program: Operations
Department: Facility Services

Funding Start: 2013
Funding Completion: 2021

Summary:

The Hennepin County Government Center opened in 1975 and is located at 300 South 6th Street in Minneapolis, MN. The Government Center is comprised of two 23-story towers supported on a 6-story base building. The total area of the building is some 1,501,954 gross square feet. This project will provide for the planning and major asset rehabilitation work that is needed at the Government Center.

Purpose & Description:

This project is a compilation of major asset rehabilitation needs pertaining directly to the Government Center. It does not represent all facility preservation deficiencies of the facility. The purpose of this project is to provide and extend structural, mechanical and operational functionalities of a forty (40) year-old facility by upgrading and/or replacing necessary components.

Justifications range from preventing operational failures, to protecting the comfort and safety of facility occupants and making sure that the public can move efficiently and conduct business comfortably throughout the building. Deferment of the physical needs of the building will result in emergency repairs, increased costs and the inconvenience of unplanned downtime of building operations.

During 2013 and 2014, comprehensive studies were conducted in order to update and reprioritize the rehabilitation master plan. The work plan, priorities and associated costs have been revised and reduced to reflect the information learned by these studies. This project will replace major outdated equipment, restore the functionality of building surfaces and equipment systems in an effort to extend viability of the facility for years to come.

Many of the major systems components are original to the construction of the building and are in need of rejuvenation or major repair. The exterior shell, consisting of granite panels and aluminum window units, has been subjected to seasonal weather for forty years and possible resulting damage, sealant failure and leakage. Internal components, including the many entry doorways into the building, and the elevators and escalators are subject to wear from the thousands of citizens and employees moving throughout the building each day. Infrastructure systems including piping systems and HVAC components date to original construction and have surpassed their expected life.



REVENUES	Budget to Date	12/31/17 Act & Enc	Balance	2018 Budget	2019 Estimate	2020 Estimate	2021 Estimate	2022 Estimate	Beyond 2022	Total
County Bonds	13,634,000	8,460,299	5,173,701	5,000,000	5,000,000	5,000,000	4,299,000	-	-	32,933,000
Other Revenues	-	18,590	(18,590)	-	-	-	-	-	-	-
Total	13,634,000	8,478,889	5,155,111	5,000,000	5,000,000	5,000,000	4,299,000	-	-	32,933,000

EXPENDITURES	Budget to Date	12/31/17 Act & Enc	Balance	2018 Budget	2019 Estimate	2020 Estimate	2021 Estimate	2022 Estimate	Beyond 2022	Total
Land	-	-	-	-	-	-	-	-	-	-
Construction	10,986,000	8,641,438	2,344,562	4,157,000	4,080,000	4,545,000	3,685,000	-	-	27,453,000
Consulting	1,354,000	1,482,557	(128,557)	422,000	444,000	-	241,000	-	-	2,461,000
Equipment	-	39,805	(39,805)	-	-	-	-	-	-	-
Furnishings	-	1,610	(1,610)	-	-	-	-	-	-	-
Other Costs	-	92,113	(92,113)	-	-	-	-	-	-	-
Contingency	1,294,000	-	1,294,000	421,000	476,000	455,000	373,000	-	-	3,019,000
Total	13,634,000	10,257,523	3,376,477	5,000,000	5,000,000	5,000,000	4,299,000	-	-	32,933,000

Project Name: 1000874 Government Center Rehabilitation				Funding Start: 2013				
Major Program: Operations				Funding Completion: 2021				
Department: Facility Services								
Current Year's CIP Process Summary	Budget to Date	2018 Budget	2019 Estimate	2020 Estimate	2021 Estimate	2022 Estimate	Beyond 2022	Total
Department Requested	13,634,000	7,162,000	5,748,000	6,389,000	-	-	-	32,933,000
Administrator Proposed	13,634,000	5,000,000	5,000,000	5,000,000	4,299,000	-	-	32,933,000
CBTF Recommended	13,634,000	5,000,000	5,000,000	5,000,000	4,299,000	-	-	32,933,000
Board Approved Final	13,634,000	5,000,000	5,000,000	5,000,000	4,299,000	-	-	32,933,000
Scheduling Milestones (major phases only):				Board Resolutions / Supplemental Information:				
<ul style="list-style-type: none"> ● 2017 Planned Activities: Continue A-Tower piping replacement; C tower piping replacement; North Plaza Renovation; ● 2018 Planned Activities: C-Tower piping replacement, D level piping replacement, continue restroom improvements with A-Level Locker Room updates, hidden ceiling spline replacement, and miscellaneous door replacement. <p>Scoping: N/A Design: N/A Procurement: N/A Construction: N/A Completion: N/A</p>				<p>Major Project Categories: Exterior building surface replacements (tuckpointing, granite panels, window systems, skylights); Doorways and entry replacements (revolving doors, window walls); Piping system replacements (storm water, domestic water supply, sanitary sewer); Life safety systems (fire pump and controls replacements); HVAC component replacements (A/C coils and valves).</p> <p>In addition to the preservation categories above, this project will continue restroom improvements by updating the A-Level Locker Rooms making modifications for accessibility. This project has already modified all of the A-Tower restrooms for accessibility needs in 2015-2016.</p> <p>The list of individual rehabilitation projects has been professionally estimated by Faithful and Gould, a firm specializing in construction project cost estimation. The estimated amounts provided include costs for general conditions, contractor markups and contingencies. The list was prioritized over a five year period by the on site Facilities Management staff according to their knowledge of the facility.</p> <p>RESOLUTION NO. 15-0215 (6/16/15): BE IT RESOLVED, that the following actions be approved for the Government Center Rehabilitation Project (1000874) and Government Center Plaza Improvement Project (00031641): approval of schematic design to renovate the original water feature on the plaza along with collateral work...</p>				
Project's Effect on Annual Operating Budget:								
To be determined.								
Annual Impact for Requesting Department:				0				
Annual Impact for all other Depts:				0				
Total				0				
Changes from Prior CIP:								
The 2018-2022 estimate has decreased \$5,867,000 (-15.1%) from the 2017-2021 estimate due to the removal of elevator modernization from the scope of work.								
Last Year's CIP Process Summary	Budget to Date	2017	2018	2019	2020	2021	Beyond	Total
Department Requested	7,634,000	7,029,000	7,661,000	8,406,000	8,070,000	-	-	38,800,000
Administrator Proposed	7,634,000	6,000,000	6,000,000	6,000,000	6,000,000	7,166,000	-	38,800,000
CBTF Recommended	7,634,000	6,000,000	6,000,000	6,000,000	6,000,000	7,166,000	-	38,800,000
Board Approved Final	7,634,000	6,000,000	6,000,000	6,000,000	6,000,000	7,166,000	-	38,800,000

Project Name: 1005192 HCGC Elevator & Escalator Modernization
Major Program: Operations
Department: Facility Services

Funding Start: 2018
Funding Completion: 2021

Summary:
 This project will upgrade and modernize the elevators and escalators at the Hennepin County Government Center (HCGC), located at 600 S 6th Street in Minneapolis, Minnesota.

Purpose & Description:
 Hennepin County commissioned Lerch Bates Inc. in November 2016 to conduct a Modernization Survey of the vertical transportation equipment system. This survey included 20 elevators and 6 escalators. Recommendations from the survey calls for the overall modernization of the elevators and the escalators in the Government Center due to their age and the level of service that they provide.

The recommendations are as follows:

- **Elevators:** These elevators were originally manufactured and installed by Houghton Elevator in 1973-1975. The major part of the proposal is replacement of the original elevator DC drives which are considered obsolete in the industry. Replace with AC gearless traction machines paired with fully regenerative motor drives. This is more efficient and will put power back into the building electrical system reducing energy costs. General upgrade and modernization of the electrical panels. Upgrading mechanical components to meet current codes. Creating traffic optimization which will reduce wait times and make the elevators work more efficiently. The interior of the cabs will be updated to meet current code.
- **Escalators:** These escalators were installed in 1973. Except for regular maintenance and updating of few parts all major components, including motors, gearboxes, bull gears, steps, step chains, tracks and handrail drives were not replaced. All these major components are obsolete and are in need complete replacement to provide reliable service for the building. It is proposed to replace or a complete rebuild of the 6 escalators. Existing access conditions make direct replacement the best option to minimize cost and downtime. These escalators provide the main means of vertical transportation for the public between the basement/tunnel, ground level, and skyway level at the Government Center.



REVENUES	Budget to Date	12/31/17 Act & Enc	Balance	2018 Budget	2019 Estimate	2020 Estimate	2021 Estimate	2022 Estimate	Beyond 2022	Total
County Bonds	-	-	-	3,702,000	3,299,000	3,299,000	3,299,000	-	-	13,599,000
Total	-	-	-	3,702,000	3,299,000	3,299,000	3,299,000	-	-	13,599,000
EXPENDITURES	Budget to Date	12/31/17 Act & Enc	Balance	2018 Budget	2019 Estimate	2020 Estimate	2021 Estimate	2022 Estimate	Beyond 2022	Total
Land	-	-	-	-	-	-	-	-	-	-
Construction	-	-	-	3,011,000	3,011,000	3,011,000	3,011,000	-	-	12,044,000
Consulting	-	-	-	403,000	-	-	-	-	-	403,000
Equipment	-	-	-	-	-	-	-	-	-	-
Furnishings	-	-	-	-	-	-	-	-	-	-
Other Costs	-	-	-	-	-	-	-	-	-	-
Contingency	-	-	-	288,000	288,000	288,000	288,000	-	-	1,152,000
Total	-	-	-	3,702,000	3,299,000	3,299,000	3,299,000	-	-	13,599,000

Project Name: 1005192 HCGC Elevator & Escalator Modernization				Funding Start: 2018				
Major Program: Operations				Funding Completion: 2021				
Department: Facility Services								
Current Year's CIP Process Summary	Budget to Date	2018 Budget	2019 Estimate	2020 Estimate	2021 Estimate	2022 Estimate	Beyond 2022	Total
Department Requested	-	3,702,000	3,299,000	3,299,000	3,299,000	-	-	13,599,000
Administrator Proposed	-	3,702,000	3,299,000	3,299,000	3,299,000	-	-	13,599,000
CBTF Recommended	-	3,702,000	3,299,000	3,299,000	3,299,000	-	-	13,599,000
Board Approved Final	-	3,702,000	3,299,000	3,299,000	3,299,000	-	-	13,599,000
Scheduling Milestones (major phases only):				Board Resolutions / Supplemental Information:				
Scoping: Nov 2016				This project was included in the HCGC Rehabilitation project at \$5,000,000. A preliminary study of the entire system, including escalators, identified the need for replacement of some items, not just modernization as originally envisioned.				
Design: Aug 2017								
Procurement: Oct 2017								
Construction: Jan 2018								
Completion: Dec 2021								
Project's Effect on Annual Operating Budget:								
Annual Impact for Requesting Department:				0				
Annual Impact for all other Depts:				0				
Total				0				
Changes from Prior CIP: This is a new project request.								
Last Year's CIP Process Summary	Budget to Date	2017	2018	2019	2020	2021	Beyond	Total
Department Requested	-	-	-	-	-	-	-	-
Administrator Proposed	-	-	-	-	-	-	-	-
CBTF Recommended	-	-	-	-	-	-	-	-
Board Approved Final	-	-	-	-	-	-	-	-

Project Name: 1005176 Countywide Energy Conservation 2016-2020
Major Program: Operations
Department: Facility Services

Funding Start: 2018
Funding Completion: 2020

Summary:
 This project supports the energy conservation initiatives of the 7-year Facility Services Energy Plan that aims to reduce energy use in county facilities by 20% by the year 2020.

Purpose & Description:
 Hennepin County Facility Services expends over \$10 million annually on energy and water to manage over 6 million square feet of space in over 80 facilities. This project will fund various energy conservation initiatives, water conservation opportunities and energy costs reduction strategies.

With utility costs increasing annually, it is imperative that the County focus efforts to reduce the effects of the volatile energy market. As technologies improve and become more cost effective, there will be greater opportunities to update the county's buildings to be more energy and water efficient.

This project will replace a variety of lighting efficiency, energy / water conservation and building recommissioning projects that have been on-going over the past decade. Remaining balances in these older projects will no longer be used at the end of 2017, and future planned energy initiatives will be transitioned to this capital project in a more holistic and integrated approach. This project will replace the following previously funded capital projects expected to be exhausted in 2018/19:

Minneapolis Library Lighting Efficiencies	0030337
Suburban Library Lighting Efficiencies	0030338
Building Lighting Efficiency Improvements	0031798
Countywide Energy Conservation Modifications	0031448
Energy and Water Conservation Project	1000327
Minneapolis Library Recommissioning	0030329
Suburban Library Recommissioning	0030330
Building Recommissioning	0031780
Library Recommissioning (2013-2017)	1001167



REVENUES	Budget to Date	12/31/17 Act & Enc	Balance	2018 Budget	2019 Estimate	2020 Estimate	2021 Estimate	2022 Estimate	Beyond 2022	Total
County Bonds	-	-	-	2,000,000	2,000,000	2,000,000	2,000,000	1,775,000	-	9,775,000
Total	-	-	-	2,000,000	2,000,000	2,000,000	2,000,000	1,775,000	-	9,775,000
EXPENDITURES	Budget to Date	12/31/17 Act & Enc	Balance	2018 Budget	2019 Estimate	2020 Estimate	2021 Estimate	2022 Estimate	Beyond 2022	Total
Land	-	-	-	-	-	-	-	-	-	-
Construction	-	-	-	1,800,000	1,800,000	1,800,000	1,800,000	1,575,000	-	8,775,000
Consulting	-	-	-	100,000	100,000	100,000	100,000	100,000	-	500,000
Equipment	-	-	-	-	-	-	-	-	-	-
Furnishings	-	-	-	-	-	-	-	-	-	-
Other Costs	-	-	-	-	-	-	-	-	-	-
Contingency	-	-	-	100,000	100,000	100,000	100,000	100,000	-	500,000
Total	-	-	-	2,000,000	2,000,000	2,000,000	2,000,000	1,775,000	-	9,775,000

Project Name: 1005176 Countywide Energy Conservation 2016-2020				Funding Start: 2018				
Major Program: Operations				Funding Completion: 2020				
Department: Facility Services								
Current Year's CIP Process Summary	Budget to Date	2018 Budget	2019 Estimate	2020 Estimate	2021 Estimate	2022 Estimate	Beyond 2022	Total
Department Requested	-	5,000,000	5,000,000	5,000,000	2,000,000	2,000,000	-	19,000,000
Administrator Proposed	-	2,000,000	2,000,000	2,000,000	2,000,000	2,000,000	-	10,000,000
CBTF Recommended	-	2,000,000	2,000,000	2,000,000	2,000,000	2,000,000	-	10,000,000
Board Approved Final	-	2,000,000	2,000,000	2,000,000	2,000,000	1,775,000	-	9,775,000
Scheduling Milestones (major phases only):				Board Resolutions / Supplemental Information:				
Scoping:				This capital budget request supports the efforts to reduce energy outlined in the 2013 Facility Services Energy Plan. This plan has a goal of reducing energy use by 20% by the year 2020. This resulting in an annual 3% energy reduction goal. Facility Services has a \$10 million annual operating energy budget and a 3% reduction goal would equate to about \$300,000 in energy cost reductions annually cumulative after each year.				
Design:								
Procurement:								
Construction:								
Completion:								
Project's Effect on Annual Operating Budget:								
Annual Impact for Requesting Department:				0				
Annual Impact for all other Depts:				-300,000				
Total				-300,000				
Changes from Prior CIP: This is a new project request.				Energy Conservation Implementation plan:				
				<ul style="list-style-type: none"> • Year 2018 • Lighting upgrades at Central Library and Brooklyn Park Transfer Station • Recommissioning at Government Center • Metering equipment various buildings • Year 2019 • Lighting upgrades at Family Justice Center, and Public Safety Facility • Continuous commissioning system pilot • Recommission Eden Prairie Service Center and Northeast Library • Year 2020 • Lighting upgrades at Public Works Facility, Juvenile Justice Center, and Juvenile Detention Center • Public Works Facility • Recommission Roosevelt Library and Excelsior Library • Year 2021 • Lighting upgrades at Maple Grove Library • Recommission various buildings • Year 2022 • Lighting upgrades at Forensic Sciences Building • Recommission various buildings 				
Last Year's CIP Process Summary	Budget to Date	2017	2018	2019	2020	2021	Beyond	Total
Department Requested	-	-	-	-	-	-	-	-
Administrator Proposed	-	-	-	-	-	-	-	-
CBTF Recommended	-	-	-	-	-	-	-	-
Board Approved Final	-	-	-	-	-	-	-	-

Project Name: 1002155 Building Auto. Sys Upgrades 2016-2020
Major Program: Operations
Department: Facility Services

Funding Start: 2019
Funding Completion: 2020

Summary:
 This project provides for the replacement of and/or upgrades to the county's Building Automation System (BAS). A BAS is comprised of a network of micro-processors and computers that control, change, verify and record various facility conditions, such as heating, cooling, ventilation, and allows for automated scheduling of system operation.

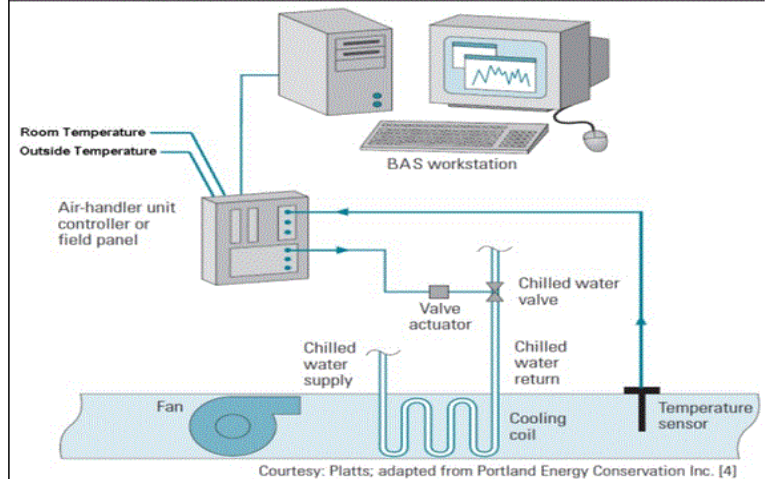
Purpose & Description:
 This project is to provide upgrades and replacements to the existing building automation system. The current system has been operational at some facilities for 20-25 years and requires major maintenance or replacements to keep the system functional and efficient. Many of our existing building automation controls are pneumatic (which use air pressure signals instead of computers), a type of system that is obsolete and no longer supported across the industry. Replacements of the existing systems will continue to result in operational savings for the county.

The Building Automation System (BAS) allows for:

1. Replacement of obsolete and end-of-life pneumatic controls,
2. Risk avoidance through easier, more extensive monitoring and control of facility systems which will prevent major building system failures,
3. More efficient energy usage and energy expenditure cost avoidance while providing improved comfort levels for facility occupants,
4. Accurate and timely diagnoses of problems (for example, the BAS has all but eliminated complaints about erratic temperature swings)
5. Compilation of critical information for response and analysis (the reporting format enables comparison among facilities, captures data on energy consumption, maintenance frequencies, and limits emergency calls).

Presently, there are 58 buildings under the control of the building automation network, with thousands of monitored points. This project enables ongoing BAS modifications that leverage technological advancements. Included is the replacement of associated obsolete components, valves and operators. This project does not fund BAS installation for new facilities or facility expansion projects.

MODERN BUILDING AUTOMATION SYSTEM DIAGRAM



REVENUES	Budget to Date	12/31/17 Act & Enc	Balance	2018 Budget	2019 Estimate	2020 Estimate	2021 Estimate	2022 Estimate	Beyond 2022	Total
Property Tax	-	-	-	-	200,000	200,000	200,000	100,000	-	700,000
County Bonds	-	-	-	-	1,800,000	1,800,000	1,400,000	900,000	-	5,900,000
Total	-	-	-	-	2,000,000	2,000,000	1,600,000	1,000,000	-	6,600,000
EXPENDITURES	Budget to Date	12/31/17 Act & Enc	Balance	2018 Budget	2019 Estimate	2020 Estimate	2021 Estimate	2022 Estimate	Beyond 2022	Total
Land	-	-	-	-	-	-	-	-	-	-
Construction	-	-	-	-	851,000	851,000	651,000	425,000	-	2,778,000
Consulting	-	-	-	-	141,000	141,000	141,000	71,000	-	494,000
Equipment	-	-	-	-	867,000	867,000	667,000	433,000	-	2,834,000
Furnishings	-	-	-	-	-	-	-	-	-	-
Other Costs	-	-	-	-	-	-	-	-	-	-
Contingency	-	-	-	-	141,000	141,000	141,000	71,000	-	494,000
Total	-	-	-	-	2,000,000	2,000,000	1,600,000	1,000,000	-	6,600,000

Project Name: 1002155 Building Auto. Sys Upgrades 2016-2020				Funding Start: 2019				
Major Program: Operations				Funding Completion: 2020				
Department: Facility Services								
Current Year's CIP Process Summary	Budget to Date	2018 Budget	2019 Estimate	2020 Estimate	2021 Estimate	2022 Estimate	Beyond 2022	Total
Department Requested	-	-	2,000,000	2,000,000	2,000,000	1,000,000	-	7,000,000
Administrator Proposed	-	-	2,000,000	2,000,000	2,000,000	1,000,000	-	7,000,000
CBTF Recommended	-	-	2,000,000	2,000,000	2,000,000	1,000,000	-	7,000,000
Board Approved Final	-	-	2,000,000	2,000,000	1,600,000	1,000,000	-	6,600,000
Scheduling Milestones (major phases only):				Board Resolutions / Supplemental Information:				
Scoping: N/A				<ul style="list-style-type: none"> • Schedule: • 2011 - \$1,393,000 - (ACTUAL) Hennepin County Government Center (HCGC), Ridgedale, 1800 Chicago; • 2012 - \$1,442,000 - (ACTUAL) HCGC, JDC, HSB, 1800 Chicago; • 2013 - \$1,104,000 - (ACTUAL) HCGC, SOC Alarm Reporting, JDC; • 2014 - \$1,286,000 - (ACTUAL) HCGC, ACF, Rockford Road Library, Eden Prairie Service Center; • 2015 - \$1,144,000 (ACTUAL) HCGC, Hopkins Library, Adult Correctional Facility • 2016 - \$2,720,000 Adult Correctional Facility, Bloomington HHW, Bloomington Maintenance Station, Osseo Maintenance Station, Brooklyn Park Transfer • 2017 - \$1,770,000 - Sheriff's Patrol Headquarters, Sheriff's Water Patrol, Adult Correctional Facility, FSB, HCGC, 7th & Park Maintenance Station, 9 libraries (group of 5, group of 4) • 2018 - \$2,000,000 Edina , Medina, Adult Correctional Facility, HCGC • 2019 - \$2,000,000 County Home School , Brookdale, Adult Correctional Facility, HCGC 				
Design: N/A								
Procurement: N/A								
Construction: N/A								
Completion: N/A								
Project's Effect on Annual Operating Budget:								
To maintain a cost avoidance factor of 10%-15% in reduced energy expenditures (approximately \$347,000 - \$505,000/year)								
Annual Impact for Requesting Department: -347,000								
Annual Impact for all other Depts: 0								
Total -347,000								
Changes from Prior CIP: The 2018-2022 estimate has decreased \$1,400,000 from the 2017-2021 estimate due to a high balance of unspent funds in the prior BAS Upgrades project (#0031824 BAS Upgrades 2011-2015).				<ul style="list-style-type: none"> • This project is preceded by the following capital project: • Building Automation System Upgrades 2011-2015 (#0031824) • Funded Budget: \$11,904,000 • Expenditures & Encumbrances: \$8,973,597 • Balance as of 6/23/2017: \$2,930,403 				
Last Year's CIP Process Summary	Budget to Date	2017	2018	2019	2020	2021	Beyond	Total
Department Requested	-	-	2,000,000	2,000,000	2,000,000	2,000,000	-	8,000,000
Administrator Proposed	-	-	2,000,000	2,000,000	2,000,000	2,000,000	-	8,000,000
CBTF Recommended	-	-	2,000,000	2,000,000	2,000,000	2,000,000	-	8,000,000
Board Approved Final	-	-	2,000,000	2,000,000	2,000,000	2,000,000	-	8,000,000

Project Name: 1002154 Facility Preservation 2016-2020
Major Program: Operations
Department: Facility Services

Funding Start: 2016
Funding Completion: 2020

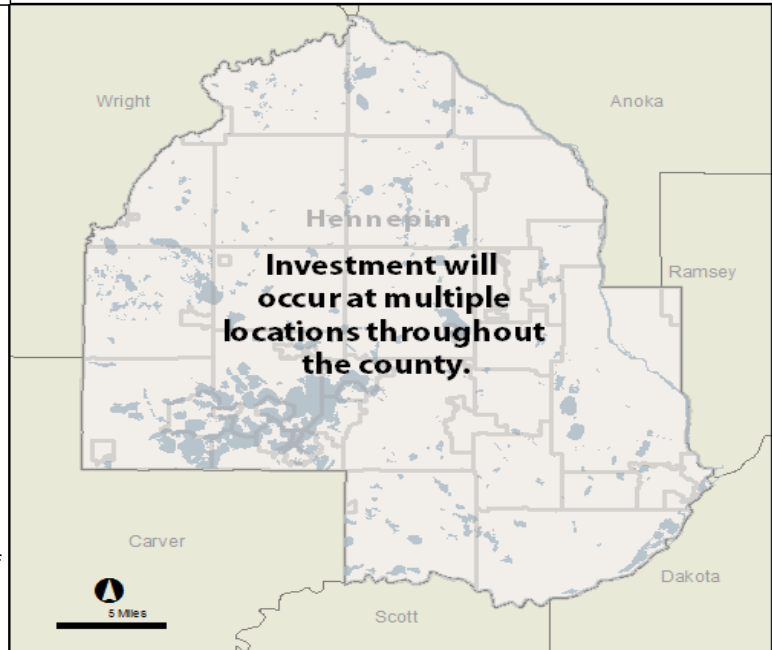
Summary:
 This project provides the basis for implementing an annual, county-wide facility preservation program, which is intended to carry out major building system and infrastructure repairs, replacements and upgrades as necessary to ensure the long term viability of the county's real property assets.

Purpose & Description:
 Appropriately located, adequately sized and well maintained facilities are integral to the ability of Hennepin County to efficiently deliver cost effective services to its various clients and patrons. Facility Service's mission includes preservation of county buildings thereby prolonging their life and maximizing the value of the County's assets.

All of the work done under the auspices of this project is identified through periodic surveys of the respective building systems by expert consultants and operations and maintenance staff. The surveys and audits provide a work plan to effect major facility repairs, renovations and upgrades in support of the county's service mission. The facilities covered by this project were re-inspected in late 2013 with reports produced by February 2014, allowing for new five year implementation plans to be formulated. This process will be repeated in 2018. Executing this responsibility requires considerable funding in a consistent and continuous stream on an annual basis.

Funding this project allows staff to maintain buildings using a cyclical program based on statistical average life cycles of various building infrastructure systems. This will ensure buildings remain in optimal condition thereby prolonging their useful life through use of capital resources in an efficient and responsible manner.

Implementation of this work requires 3 essential steps: 1) Facility Surveys / Audits: Comprehensive survey/audit of all of the buildings the county directly owns and operates; 2) Work Plan Development: Identify and prioritize necessary repair, rehabilitation, replacement and upgrade work; and 3) Annual Funding: Consistent funding allows for implementing the work in a planned and cost effective manner.



REVENUES	Budget to Date	12/31/17 Act & Enc	Balance	2018 Budget	2019 Estimate	2020 Estimate	2021 Estimate	2022 Estimate	Beyond 2022	Total
Property Tax	100,000	100,000	-	-	-	-	-	-	-	100,000
County Bonds	6,900,000	2,639,998	4,260,002	2,000,000	2,500,000	2,500,000	2,500,000	2,500,000	-	18,900,000
Total	7,000,000	2,739,998	4,260,002	2,000,000	2,500,000	2,500,000	2,500,000	2,500,000	-	19,000,000
EXPENDITURES	Budget to Date	12/31/17 Act & Enc	Balance	2018 Budget	2019 Estimate	2020 Estimate	2021 Estimate	2022 Estimate	Beyond 2022	Total
Land	-	-	-	-	-	-	-	-	-	-
Construction	5,600,000	3,807,895	1,792,105	1,600,000	1,900,000	1,900,000	1,900,000	1,900,000	-	14,800,000
Consulting	700,000	572,726	127,274	200,000	300,000	300,000	300,000	300,000	-	2,100,000
Equipment	-	-	-	-	-	-	-	-	-	-
Furnishings	-	10,500	(10,500)	-	-	-	-	-	-	-
Other Costs	-	67,709	(67,709)	-	-	-	-	-	-	-
Contingency	700,000	-	700,000	200,000	300,000	300,000	300,000	300,000	-	2,100,000
Total	7,000,000	4,458,830	2,541,170	2,000,000	2,500,000	2,500,000	2,500,000	2,500,000	-	19,000,000

Project Name: 1002154 Facility Preservation 2016-2020				Funding Start: 2016				
Major Program: Operations				Funding Completion: 2020				
Department: Facility Services								
Current Year's CIP Process Summary	Budget to Date	2018 Budget	2019 Estimate	2020 Estimate	2021 Estimate	2022 Estimate	Beyond 2022	Total
Department Requested	7,000,000	3,500,000	4,000,000	3,000,000	2,000,000	2,000,000	-	21,500,000
Administrator Proposed	7,000,000	2,000,000	2,500,000	3,000,000	3,000,000	3,000,000	-	20,500,000
CBTF Recommended	7,000,000	2,000,000	2,500,000	3,000,000	3,000,000	3,000,000	-	20,500,000
Board Approved Final	7,000,000	2,000,000	2,500,000	2,500,000	2,500,000	2,500,000	-	19,000,000
Scheduling Milestones (major phases only): N/A Scoping: N/A Design: N/A Procurement: N/A Construction: N/A Completion: N/A				Board Resolutions / Supplemental Information: MAJOR PROJECTS PLANNED FOR 2017 (\$3,500,000): Electrical service and equipment upgrades (several locations); Fire alarm replacement (JJC); Elevator upgrades (JDC); Asphalt and concrete replacements (Medina); Mechanical equipment replacements (several locations) electrical equipment replacements (several locations) MAJOR PROJECTS PLANNED FOR 2018 (\$3,500,000): Facility Preservation Audits (Non-library facilities); Mechanical & electrical replacements (HCGC, JJC, JDC, FSB, FJC, and 800 Mhz towers)Sheriff's Radio GV) Foundation rehab and window replacement at Eden Prairie Service Center. Asphalt parking lot work at several facilities. PROJECTS ANTICIPATED FOR 2019 (\$4,000,000): Mechanical equipment replacements (HCGC, JJC, Sheriff's Radio GV), Elevator upgrades (JDC, FJC), Roof replacement (FSB and Eden Prairie Service Center), Electrical replacements (HCGC, Brookdale, HCGC, JDC). PROJECTS ANTICIPATED FOR 2020-2021 (\$3,000,000/yr): Projects and funding needs will be identified by a new five year audit to be conducted in 2018. Project Balance 12/31/16 \$3,000,000 2017 Allocation \$3,000,000 2017 Project Expenditures (\$3,500,000*) Anticipated Balance 12/31/17 \$2,553,000 2018 Request \$3,500,000 2018 Anticipated Expenditures (\$3,320,000) Anticipated Balance 12/31/18 \$2,733,000 *Capped due to workload capacity				
Project's Effect on Annual Operating Budget: Effects on the operating budget cannot be quantified, but reductions to the future operational repair expenses are expected. Annual Impact for Requesting Department: 0 Annual Impact for all other Depts: 0 Total 0								
Changes from Prior CIP: The 2018-2022 estimate has increased \$1,000,000 over the 2017-2021 estimate due to more detailed scope of work being identified and due to the addition of the 2022 funding element.								
Last Year's CIP Process Summary	Budget to Date	2017	2018	2019	2020	2021	Beyond	Total
Department Requested	4,000,000	3,500,000	3,500,000	2,500,000	2,500,000	2,000,000	-	18,000,000
Administrator Proposed	4,000,000	3,000,000	3,000,000	3,000,000	3,000,000	2,000,000	-	18,000,000
CBTF Recommended	4,000,000	3,000,000	3,000,000	3,000,000	3,000,000	2,000,000	-	18,000,000
Board Approved Final	4,000,000	3,000,000	3,000,000	3,000,000	3,000,000	2,000,000	-	18,000,000

Project Name: 1002308 Ridgedale Regional Center Preservation
Major Program: Operations
Department: Facility Services

Funding Start: 2015
Funding Completion: 2018

Summary:
The Hennepin County Ridgedale Regional Center is located at 12601 Ridgedale Drive in Minnetonka, MN. is a 195,300 gross square foot (GSF) facility, constructed in 1981 and expanded in 1998. The property is situated on a 11.7 acre site with a parking lot for 311 vehicles and a parking ramp that accommodates and additional 239 vehicles. The facility houses the Library, Real Property Group, HSPHD and District Court functions. This project provides the basis for implementing a program of facility preservation modifications, upgrades, and equipment replacements necessary to ensure the long term viability of the county's Ridgedale Service Center.

Purpose & Description:
Many of the major systems components date back to the construction of the original building and are in need of rejuvenation or major repair. The 1998 expansion, which joined the Library and Courts areas, did not include expansion or upgrades of the infrastructure mechanical systems. The exterior shell, consisting mainly of brick masonry, has been subjected to seasonal weather for thirty-plus years, resulting in damage, sealant failure and leakage. Several major mechanical and HVAC components have surpassed their expected life.

Comprehensive building-wide facility assessments and studies have been conducted in order to create a structured rehabilitation master plan that outlined funding needs in a prioritized manner. This project will replace major outdated equipment and restore the functionality of building exterior surfaces in an effort to extend viability of the facility for years to come. This project request is the result of a growing list of deficiencies for Ridgedale, indicating that specific attention and costly replacements are needed for this facility. Funding this project will ensure Ridgedale will remain in optimal condition, prolonging it's useful life through the use of capital resources in an efficient and responsible manner.

Additionally, there is a secondary effort of approximately \$3.2 million to replace and add lighting throughout the facility and grounds. This lighting work will be funded through existing energy conservation capital projects that focus on lighting and energy efficiency. The work will be coordinated with the preservation schedule.



REVENUES	Budget to Date	12/31/17 Act & Enc	Balance	2018 Budget	2019 Estimate	2020 Estimate	2021 Estimate	2022 Estimate	Beyond 2022	Total
County Bonds	10,800,000	3,775,369	7,024,631	1,000,000	-	-	-	-	-	11,800,000
Total	10,800,000	3,775,369	7,024,631	1,000,000	-	-	-	-	-	11,800,000
EXPENDITURES	Budget to Date	12/31/17 Act & Enc	Balance	2018 Budget	2019 Estimate	2020 Estimate	2021 Estimate	2022 Estimate	Beyond 2022	Total
Land	-	-	-	-	-	-	-	-	-	-
Construction	8,640,000	8,792,521	(152,521)	800,000	-	-	-	-	-	9,440,000
Consulting	1,080,000	1,172,813	(92,813)	100,000	-	-	-	-	-	1,180,000
Equipment	-	-	-	-	-	-	-	-	-	-
Furnishings	-	-	-	-	-	-	-	-	-	-
Other Costs	-	3,036	(3,036)	-	-	-	-	-	-	-
Contingency	1,080,000	-	1,080,000	100,000	-	-	-	-	-	1,180,000
Total	10,800,000	9,968,369	831,631	1,000,000	-	-	-	-	-	11,800,000

Project Name: 1002308 Ridgedale Regional Center Preservation				Funding Start: 2015				
Major Program: Operations				Funding Completion: 2018				
Department: Facility Services								
Current Year's CIP Process Summary	Budget to Date	2018 Budget	2019 Estimate	2020 Estimate	2021 Estimate	2022 Estimate	Beyond 2022	Total
Department Requested	10,800,000	1,000,000	-	-	-	-	-	11,800,000
Administrator Proposed	10,800,000	1,000,000	-	-	-	-	-	11,800,000
CBTF Recommended	10,800,000	1,000,000	-	-	-	-	-	11,800,000
Board Approved Final	10,800,000	1,000,000	-	-	-	-	-	11,800,000
Scheduling Milestones (major phases only): Most, but not all work will be done in conjunction with the Ridgedale Library Refurbishment project. Scoping: 4th Qtr 2015 Design: 1st Qtr 2016 Procurement: 2nd Qtr 2017 Construction: 3rd Qtr 2017 Completion: 3rd Qtr 2018				Board Resolutions / Supplemental Information: <u>Planned work for 2016 (\$2,600,000):</u> Master planning and design work, HVAC equipment replacements (heating boiler, controls and pumps) <u>Planned work for 2017/2018 (\$9,200,000):</u> Additional HVAC Replacements (chillers, pumps and controls), electrical replacements (generator and distribution equipment), exterior masonry tuck pointing and window replacements, exterior concrete walkway and stairs replacements, large-scale asphalt parking modifications, unit heater and other HVAC replacements, plumbing upgrades, roof replacement.				
Project's Effect on Annual Operating Budget: Equipment and system upgrades and replacements will reduce repair costs. Refurbishment of windows, sealants and exterior wall constructions should produce on-going energy savings. Annual Impact for Requesting Department: 0 Annual Impact for all other Depts: 0 Total 0								
Changes from Prior CIP:								
Last Year's CIP Process Summary	Budget to Date	2017	2018	2019	2020	2021	Beyond	Total
Department Requested	2,600,000	8,200,000	1,000,000	-	-	-	-	11,800,000
Administrator Proposed	2,600,000	8,200,000	1,000,000	-	-	-	-	11,800,000
CBTF Recommended	2,600,000	8,200,000	1,000,000	-	-	-	-	11,800,000
Board Approved Final	2,600,000	8,200,000	1,000,000	-	-	-	-	11,800,000

Project Name: 1004461 1800 Chicago Infrastructure Replacements
Major Program: Operations
Department: Facility Services

Funding Start: 2017
Funding Completion: 2020

Summary:
 This project, at the 1800 Chicago facility, located at 1800 Chicago Ave in Minneapolis, Minnesota will modify and improve the facility infrastructure in conjunction with areas that are being renovated to support Hennepin County's mental health rehabilitation programs at the facility.

Purpose & Description:
 The 1800 Chicago facility houses the county's mental and chemical health programs. The center section of the facility dates back to the 1930's as a school house, was expanded in the 1950's to house the Sister Kenny Rehabilitation hospital, was purchased by Hennepin County the mid-1970's and had undergone many remodeling phases since. Many of the infrastructure systems need to be completely replaced before areas can be adapted to future program uses. The building envelope suffers from moisture intrusion; the ventilation (fresh air) system is inadequate to meet current codes, the elevators have reached their life expectancy and many other systems are in need of replacement. As part of the County's intent to reinvest in this facility, support systems must be replaced before or in concert with other efforts of modernization or repurposing. In conjunction with this project is the desire to obtain additional property for surface parking, to alleviate a current shortage. This project will provide necessary facility upgrades, renovations and improvements to the physical infrastructure systems of the 1800 Chicago facility as it is adapted and repurposed for future uses.

Cyclical five year facility audits, along with staff observations, have led to a 2016 in-depth facility condition assessment as the basis for this request. Deficiencies in most of the major infrastructure systems (mechanical, electrical, ventilation, elevator and utility piping, etc.) have been determined and quantified.

This project will be coordinated with the HSPHD Sobering Center project (#1002165) to minimize construction disruptions and maximize cost effectiveness.



REVENUES	Budget to Date	12/31/17 Act & Enc	Balance	2018 Budget	2019 Estimate	2020 Estimate	2021 Estimate	2022 Estimate	Beyond 2022	Total
County Bonds	3,459,000	2,183,571	1,275,429	3,500,000	1,000,000	1,000,000	-	-	-	8,959,000
Total	3,459,000	2,183,571	1,275,429	3,500,000	1,000,000	1,000,000	-	-	-	8,959,000
EXPENDITURES	Budget to Date	12/31/17 Act & Enc	Balance	2018 Budget	2019 Estimate	2020 Estimate	2021 Estimate	2022 Estimate	Beyond 2022	Total
Land	-	-	-	-	-	-	-	-	-	-
Construction	2,726,000	2,023,652	702,348	2,800,000	800,000	800,000	-	-	-	7,126,000
Consulting	275,000	606,068	(331,068)	350,000	100,000	100,000	-	-	-	825,000
Equipment	55,000	-	55,000	-	-	-	-	-	-	55,000
Furnishings	-	-	-	-	-	-	-	-	-	-
Other Costs	-	-	-	-	-	-	-	-	-	-
Contingency	403,000	-	403,000	350,000	100,000	100,000	-	-	-	953,000
Total	3,459,000	2,629,720	829,280	3,500,000	1,000,000	1,000,000	-	-	-	8,959,000

Project Name: 1004461 1800 Chicago Infrastructure Replacements				Funding Start: 2017				
Major Program: Operations				Funding Completion: 2020				
Department: Facility Services								
Current Year's CIP Process Summary	Budget to Date	2018 Budget	2019 Estimate	2020 Estimate	2021 Estimate	2022 Estimate	Beyond 2022	Total
Department Requested	3,459,000	3,500,000	1,000,000	1,000,000	-	-	-	8,959,000
Administrator Proposed	3,459,000	3,500,000	1,000,000	1,000,000	-	-	-	8,959,000
CBTF Recommended	3,459,000	3,500,000	1,000,000	1,000,000	-	-	-	8,959,000
Board Approved Final	3,459,000	3,500,000	1,000,000	1,000,000	-	-	-	8,959,000
Scheduling Milestones (major phases only):				Board Resolutions / Supplemental Information:				
Scoping: Spring 2016				Anticipated Expenditures:				
Design: 2017				2017: Infrastructure work supporting Detox/Mental Health projects				
Procurement: 2017				2018: Continue project support work, roof, common area infrastructure, center wing building infrastructure work				
Construction: 2017-2021				2019-2020: North wing infrastructure, elevators, site work				
Completion: 2021								
Project's Effect on Annual Operating Budget:								
Energy reductions from lighting and HVAC upgrades should save approximately \$30,000 per year. This project will reduce operational expenditures and downtime.								
Annual Impact for Requesting Department: 30,000								
Annual Impact for all other Depts: 0								
Total 30,000								
Changes from Prior CIP:								
The 2018-2022 estimate has increased \$4,023,000 (81.5%) over the 2017-2021 estimate due scope items identified during a detailed infrastructure needs assessment. Additionally, lighting improvements have been added to the scope of work. The previous estimate was very high level. Main features of the upgrade include:								
<ul style="list-style-type: none"> • Replacement of aging HVAC equipment, especially make-up air vents; • Lighting upgrade • Window and envelope upgrade 								
Last Year's CIP Process Summary	Budget to Date	2017	2018	2019	2020	2021	Beyond	Total
Department Requested	-	3,459,000	1,477,000	-	-	-	-	4,936,000
Administrator Proposed	-	3,459,000	1,477,000	-	-	-	-	4,936,000
CBTF Recommended	-	3,459,000	1,477,000	-	-	-	-	4,936,000
Board Approved Final	-	3,459,000	1,477,000	-	-	-	-	4,936,000

Project Name: 1002159 701 Building Facility Preservation 2016-2020
Major Program: Operations
Department: Facility Services

Funding Start: 2016
Funding Completion: 2020

Summary:
 This project provides the basis for implementing an annual, on-going facility preservation project for the 701 Building, located at 701 4th Avenue S in Minneapolis, Minnesota. The project is intended to carry out major building system and infrastructure repairs, replacements and upgrades as necessary to ensure the long term viability of the County's real property assets.

Purpose & Description:
 This project provides the basis for implementing an annual, on-going facility preservation program at the 701 Building, which is intended to carry out major building system and infrastructure repairs, replacements and upgrades as necessary to ensure the long term viability of the building. Typically, these projects are technically complex, may involve meeting code requirements, and are larger in scale and cost. This project request is solely for the 701 Building, being new to the County's system, and mainly because accounting measures need to be kept separate from other County facilities covered by other preservation programs. This project request is based on information learned during a due diligence investigation prior to purchase of the facility in 2011, as well as operational experience gained since purchase. Additional information is continually learned about the facility through experience and staff observations enabling Property Services to refine the five-year expense projection for this facility each year.

The County's pre-purchase review revealed that the building has been well maintained and is in good condition, but it is thirty years old and replacements of infrastructure equipment and systems are to be expected. Funds for elevator refurbishments, mechanical equipment replacements, a fire alarm system replacement, minor roofing replacements (smaller terrace roofs), HVAC control work and other mechanical upgrades are requested via this project. This request also includes funds for accessibility (ADA) improvements, mainly for directional signage and eventual restroom modifications.



REVENUES	Budget to Date	12/31/17 Act & Enc	Balance	2018 Budget	2019 Estimate	2020 Estimate	2021 Estimate	2022 Estimate	Beyond 2022	Total
County Bonds	1,905,000	-	1,905,000	-	1,000,000	1,000,000	1,000,000	1,000,000	-	5,905,000
Other Revenues	1,695,000	1,695,000	-	600,000	500,000	500,000	500,000	500,000	-	4,295,000
Total	3,600,000	1,695,000	1,905,000	600,000	1,500,000	1,500,000	1,500,000	1,500,000	-	10,200,000
EXPENDITURES	Budget to Date	12/31/17 Act & Enc	Balance	2018 Budget	2019 Estimate	2020 Estimate	2021 Estimate	2022 Estimate	Beyond 2022	Total
Land	-	-	-	-	-	-	-	-	-	-
Construction	2,880,000	2,133,150	746,850	480,000	1,200,000	1,200,000	1,200,000	1,200,000	-	8,160,000
Consulting	360,000	42,550	317,450	60,000	150,000	150,000	150,000	150,000	-	1,020,000
Equipment	-	-	-	-	-	-	-	-	-	-
Furnishings	-	-	-	-	-	-	-	-	-	-
Other Costs	-	78	(78)	-	-	-	-	-	-	-
Contingency	360,000	-	360,000	60,000	150,000	150,000	150,000	150,000	-	1,020,000
Total	3,600,000	2,175,779	1,424,221	600,000	1,500,000	1,500,000	1,500,000	1,500,000	-	10,200,000

Project Name: 1002159 701 Building Facility Preservation 2016-2020				Funding Start: 2016				
Major Program: Operations				Funding Completion: 2020				
Department: Facility Services								
Current Year's CIP Process Summary	Budget to Date	2018 Budget	2019 Estimate	2020 Estimate	2021 Estimate	2022 Estimate	Beyond 2022	Total
Department Requested	3,600,000	1,200,000	2,000,000	1,500,000	1,000,000	1,000,000	-	10,300,000
Administrator Proposed	3,600,000	600,000	1,500,000	1,500,000	1,500,000	1,500,000	-	10,200,000
CBTF Recommended	3,600,000	600,000	1,500,000	1,500,000	1,500,000	1,500,000	-	10,200,000
Board Approved Final	3,600,000	600,000	1,500,000	1,500,000	1,500,000	1,500,000	-	10,200,000
Scheduling Milestones (major phases only):				Board Resolutions / Supplemental Information:				
Scoping: Early 2017				<ul style="list-style-type: none"> ● Planned work for 2017: (\$1,000,000) Elevator upgrades (design), air handler motor replacements, restroom improvements, building exterior refurbishments, skyway door replacements front entry concrete replacement ● Planned work for 2018: (3,340,000) Energy management system replacement, skyway wall replacements, HVAC coil replacements, interior terrazzo refurbishments, elevator upgrades and escalator replacements, facility assessment audits ● Planned work for 2019: HVAC equipment replacements, electrical equipment replacements, deficiencies defined by 2018 audits 				
Design: Early 2018								
Procurement: 2018								
Construction: Late 2018								
Completion: 2019								
Project's Effect on Annual Operating Budget:				<p>Prior Funding through 2017 \$3,600,000</p> <p>2017 Anticipated Expenditures (\$1,000,000)</p> <p>Projected Balance 12/31/17 \$2,600,000</p> <p>2018 Request \$1,200,000</p> <p>2018 Anticipated Expenditures (\$3,340,000)</p> <p>Projected Balance 12/31/18 \$460,000</p>				
Effects on the operating budget cannot be quantified, but reductions to the future operational repair expenses are expected.				<ul style="list-style-type: none"> ● This project is preceded by the following capital project: ● 701 Building Facility Preservation (#1000328) ● Funded Budget: \$2,140,000 ● Expenditures & Encumbrances: \$1,579,390 ● Balance as of 6/23/17: \$560,610 				
Annual Impact for Requesting Department: 0								
Annual Impact for all other Depts: 0								
Total 0				<ul style="list-style-type: none"> ● 2017 planned expenditures: \$891,724 ● Balance as of 12/31/17 \$0 <p>A fixed portion of the costs (noted as "other" income) incurred by this project will be reimbursed from proceeds derived from ownership of the building.</p>				
Changes from Prior CIP:								
The 2018-2022 estimate has increased \$2,400,000 over the 2017-2021 estimate due to more detailed scope of work being identified and due to the addition of the 2022 funding element.								
Last Year's CIP Process Summary	Budget to Date	2017	2018	2019	2020	2021	Beyond	Total
Department Requested	1,800,000	2,500,000	1,500,000	1,000,000	500,000	500,000	-	7,800,000
Administrator Proposed	1,800,000	1,800,000	1,600,000	1,600,000	500,000	500,000	-	7,800,000
CBTF Recommended	1,800,000	1,800,000	1,600,000	1,600,000	500,000	500,000	-	7,800,000
Board Approved Final	1,800,000	1,800,000	1,600,000	1,600,000	500,000	500,000	-	7,800,000

Project Name: 1005285 701 Building Facade Restoration
Major Program: Operations
Department: Facility Services

Funding Start: 2019
Funding Completion: 2019

Summary:
 The façade is currently showing de-bonding of the finish paint on the aluminum trim and glazing mullions. This project request is being kept separate from the current 701 Building Facility Preservation 2016-2020 (#1002159) due to the level of cost, and the visibility and complexity of work involved. This project request is based on information learned during a recent investigation into the cause and extent of the de-bonding by forensic consultants from Encompass, Inc.

Purpose & Description:
 This project, located at the 701 Building at 701 4th Avenue S in Minneapolis, Minnesota will provide for restoration of the aluminum trim and curtainwall system finishes. Restoration prevents further delamination of the paint finish, prevents corrosion of the base aluminum trim components and allows spot replacements of glazing gaskets and mullion seals preventing moisture intrusion into the curtainwall system and the building's interior.

The County's pre-purchase review revealed that the building had been well maintained and is in overall good condition, but it is thirty four years old, and replacements of infrastructure equipment and systems are to be expected. This work is in addition to elevator refurbishments, mechanical equipment replacements, a fire alarm system replacement, minor roofing replacements (smaller terrace roofs), HVAC control work and other mechanical upgrades that were expected and are being scheduled at this facility.



REVENUES	Budget to Date	12/31/17 Act & Enc	Balance	2018 Budget	2019 Estimate	2020 Estimate	2021 Estimate	2022 Estimate	Beyond 2022	Total
County Bonds	-	-	-	-	3,000,000	-	-	-	-	3,000,000
Total	-	-	-	-	3,000,000	-	-	-	-	3,000,000
EXPENDITURES	Budget to Date	12/31/17 Act & Enc	Balance	2018 Budget	2019 Estimate	2020 Estimate	2021 Estimate	2022 Estimate	Beyond 2022	Total
Land	-	-	-	-	-	-	-	-	-	-
Construction	-	-	-	-	2,400,000	-	-	-	-	2,400,000
Consulting	-	-	-	-	300,000	-	-	-	-	300,000
Equipment	-	-	-	-	-	-	-	-	-	-
Furnishings	-	-	-	-	-	-	-	-	-	-
Other Costs	-	-	-	-	-	-	-	-	-	-
Contingency	-	-	-	-	300,000	-	-	-	-	300,000
Total	-	-	-	-	3,000,000	-	-	-	-	3,000,000

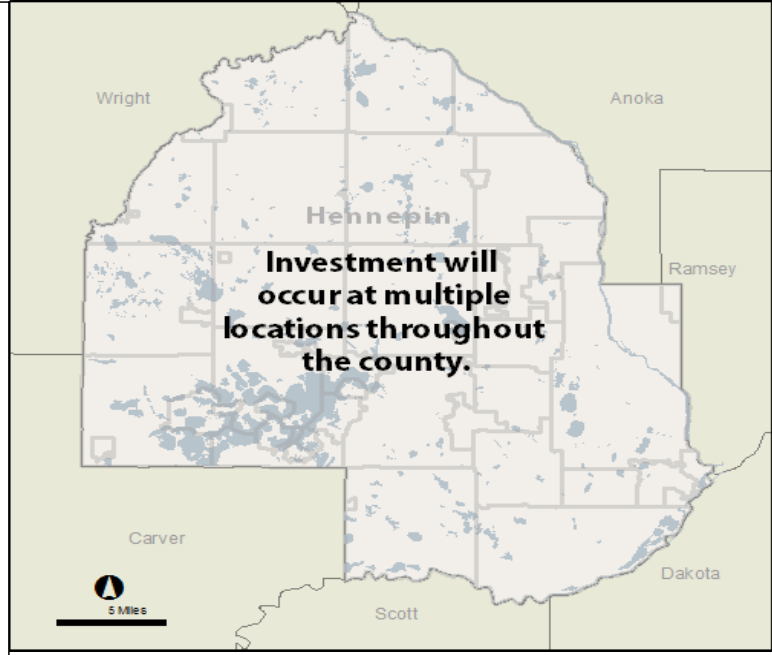
Project Name: 1005285 701 Building Facade Restoration				Funding Start: 2019				
Major Program: Operations				Funding Completion: 2019				
Department: Facility Services								
Current Year's CIP Process Summary	Budget to Date	2018 Budget	2019 Estimate	2020 Estimate	2021 Estimate	2022 Estimate	Beyond 2022	Total
Department Requested	-	3,000,000	-	-	-	-	-	3,000,000
Administrator Proposed	-	-	3,000,000	-	-	-	-	3,000,000
CBTF Recommended	-	-	3,000,000	-	-	-	-	3,000,000
Board Approved Final	-	-	3,000,000	-	-	-	-	3,000,000
Scheduling Milestones (major phases only):				Board Resolutions / Supplemental Information:				
Scoping: 2017				<p>The building is connected to the Minneapolis skyway system and includes a skyway level conference center and retail space. The main floor contains a fitness center and Hennepin County's Be Well Clinic. Built as a slab on grade structure without a basement, the building has a small paved plaza on the corner of 7th St and 4th Ave S.</p> <p>Options considered, with estimated construction costs:</p> <ul style="list-style-type: none"> • Rehab of only the mullions and trim components showing distress \$750,000 • Refinishing all mullions and trim components \$2,500,000 • Replacement of mullions and glazing seals, repaint other trim components \$2,800,000 \$3,000,000 <p>This request would cover a combination of the second and third options, refinishing all aluminum components and replacing glazing seals where needed and includes consulting costs. The first option does not prevent further problems in the future and presents the issue of matching paint colors.</p>				
Design: 2019								
Procurement: 2019								
Construction: 2019								
Completion: 2020								
Project's Effect on Annual Operating Budget:								
Annual Impact for Requesting Department:				0				
Annual Impact for all other Depts:				0				
Total				0				
Changes from Prior CIP: This is a new project request.								
Last Year's CIP Process Summary	Budget to Date	2017	2018	2019	2020	2021	Beyond	Total
Department Requested	-	-	-	-	-	-	-	-
Administrator Proposed	-	-	-	-	-	-	-	-
CBTF Recommended	-	-	-	-	-	-	-	-
Board Approved Final	-	-	-	-	-	-	-	-

Project Name: 1002242 Countywide Security Systems & Equipment
Major Program: Operations
Department: Facility Services

Funding Start: 2015
Funding Completion: Beyond 2022

Summary:
 This project will replace security equipment, such as cameras and key pads, throughout all county facilities, it will also upgrade card access control and Video Management Systems, and implement a security systems integration and management platform.

Purpose & Description:
 The County has found that greater camera resolution is helpful and cost effective when trying to identify details and individuals involved in crimes occurring on County property. High definition IP cameras provide a much more detailed image that can help shorten investigations. These cameras have reduced maintenance costs compared to their analog counterparts due to enhancements such as being able to change settings or update firmware without sending a technician to a site. This project will replace approximately 4,120 analog cameras that are currently in use with new high definition IP cameras. The County currently has approximately 870 high definition IP cameras installed throughout the County.
 Security is also increased when old keypads are switched to card readers. This eliminates potential security violations and enables more effective use of existing security technology. This project will replace the remaining 75-100 keypads with card readers.
 Additionally, this project will identify and procure a new Video Management System and Card Access Control System, rather than expand the County's current platform. This approach will allow Hennepin County to be less dependent on proprietary systems, operate more cost effectively by leveraging county resources, and develop systems that can better support the county's long-term needs. These systems provide enhanced capabilities such as video analytics for detecting potential threats, and improved access management features. This project will also implement a central platform for management and operation of these systems. A unified interface for monitoring, control and response, operations would be more intuitive and effective. This platform would provide policy driven processes to streamline system administration, maintain credential verification procedures, and provide department managers with more direct control and reporting of their areas. Managers would be able to access system portal to manage employee security privileges.



REVENUES	Budget to Date	12/31/17 Act & Enc	Balance	2018 Budget	2019 Estimate	2020 Estimate	2021 Estimate	2022 Estimate	Beyond 2022	Total
Property Tax	400,000	400,000	-	-	500,000	500,000	500,000	500,000	500,000	2,900,000
County Bonds	5,200,000	-	5,200,000	-	1,500,000	1,500,000	1,500,000	1,150,000	554,000	11,404,000
State	400,000	400,000	-	-	-	-	-	-	-	400,000
Total	6,000,000	800,000	5,200,000	-	2,000,000	2,000,000	2,000,000	1,650,000	1,054,000	14,704,000
EXPENDITURES	Budget to Date	12/31/17 Act & Enc	Balance	2018 Budget	2019 Estimate	2020 Estimate	2021 Estimate	2022 Estimate	Beyond 2022	Total
Land	-	-	-	-	-	-	-	-	-	-
Construction	-	897,893	(897,893)	-	-	-	-	-	-	-
Consulting	785,040	585,000	200,040	-	677,040	677,040	677,040	577,040	356,800	3,750,000
Equipment	4,974,150	63,177	4,910,973	-	1,247,150	1,247,150	1,247,150	997,150	657,248	10,369,998
Furnishings	-	-	-	-	-	-	-	-	-	-
Other Costs	-	101,595	(101,595)	-	-	-	-	-	-	-
Contingency	240,810	-	240,810	-	75,810	75,810	75,810	75,810	39,952	584,002
Total	6,000,000	1,647,666	4,352,334	-	2,000,000	2,000,000	2,000,000	1,650,000	1,054,000	14,704,000

Project Name: 1002242 Countywide Security Systems & Equipment				Funding Start: 2015				
Major Program: Operations				Funding Completion: Beyond 2022				
Department: Facility Services								
Current Year's CIP Process Summary	Budget to Date	2018 Budget	2019 Estimate	2020 Estimate	2021 Estimate	2022 Estimate	Beyond 2022	Total
Department Requested	6,000,000	-	2,000,000	2,000,000	2,000,000	2,000,000	1,054,000	15,054,000
Administrator Proposed	6,000,000	-	2,000,000	2,000,000	2,000,000	2,000,000	1,054,000	15,054,000
CBTF Recommended	6,000,000	-	2,000,000	2,000,000	2,000,000	2,000,000	1,054,000	15,054,000
Board Approved Final	6,000,000	-	2,000,000	2,000,000	2,000,000	1,650,000	1,054,000	14,704,000
Scheduling Milestones (major phases only): <ul style="list-style-type: none"> • Video Management System procurement by end of 2017 (\$1-\$2M) • Security cameras - 12 buildings bid in Fall 2017 Scoping: N/A Design: N/A Procurement: N/A Construction: N/A Completion: N/A				Board Resolutions / Supplemental Information: "Budget to Date" includes \$400,000 of County Program Aid which is categorized as a "State" funding source. County Program Aid is a general purpose state aid and is used by the county as an off-set to county levied Property Taxes. Notes: Camera upgrades to new IP models were identified at 21 county buildings, totaling \$1 million. The first 8-10 building will be bid in Summer 2016, with the rest of the sites to be bid later in the year.				
Project's Effect on Annual Operating Budget: It is expected that this project will significantly off-set growing personnel costs that would be required in Facility Services operating budget if these systems continue to be managed as they are. Additionally, these systems will be developed to leverage existing county resources for support and depend less on vendor services. While soft costs are not as easily discernable, it is expected that the department support features will reduce administration labor for all departments. Annual Impact for Requesting Department: -150,000 Annual Impact for all other Depts: 0 Total -150,000								
Changes from Prior CIP: The 2018-2022 estimate has decreased \$350,000 from the 2017-2021 estimate due to the removal of the Family Justice Center work items from the project scope.								
Last Year's CIP Process Summary	Budget to Date	2017	2018	2019	2020	2021	Beyond	Total
Department Requested	4,000,000	5,233,000	3,296,000	2,525,000	-	-	-	15,054,000
Administrator Proposed	4,000,000	2,000,000	2,000,000	2,000,000	2,000,000	2,000,000	1,054,000	15,054,000
CBTF Recommended	4,000,000	2,000,000	2,000,000	2,000,000	2,000,000	2,000,000	1,054,000	15,054,000
Board Approved Final	4,000,000	2,000,000	2,000,000	2,000,000	2,000,000	2,000,000	1,054,000	15,054,000

Project Name: 1002156 Accessibility Modifications 2016-2020
Major Program: Operations
Department: Facility Services

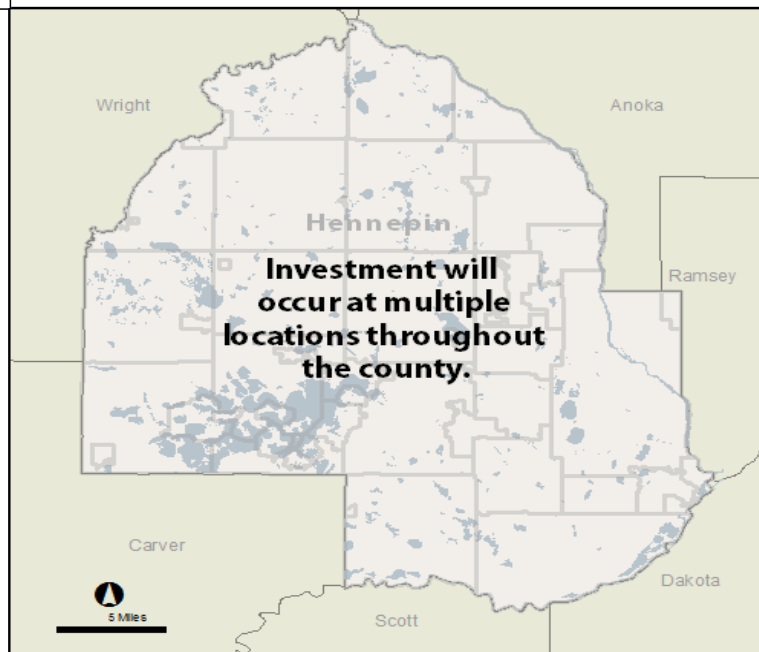
Funding Start: 2016
Funding Completion: 2020

Summary:
 This project addresses accessibility needs throughout all County buildings.

Purpose & Description:

Hennepin County is responsible for ensuring that its programs and facilities are accessible to persons with disabilities. The Americans with Disabilities Act (ADA) which addresses handicapped accessibility, has now been incorporated into the State of Minnesota Building Code and therefore portions of the work that will be implemented under the scope of this project will be deemed "code compliance" The ADA requires Hennepin County to improve access to the workplace and County programs for persons with disabilities. Over the past several years a number of accessibility issues have been identified at the various county facilities, requiring modifications in toilet rooms and other changes at these sites. There will be an ongoing need for funding for accessibility issues as they arise.

This project would guarantee that these issues would be addressed in a timely and responsible manner. Annually, facility reviews are conducted at a select number of Hennepin county locations to specifically identify any ADA issues. This project will address any issues found in these reviews as well as others that are not identified through the review process as Hennepin County would be at legal risk if it failed to do so. There is a need to provide ongoing funding to cover unanticipated employee/public accommodations. These are either items not identified by the original surveys or new requests. Funding would be on a yearly basis contingent upon depletion of the previous year's funding.



REVENUES	Budget to Date	12/31/17 Act & Enc	Balance	2018 Budget	2019 Estimate	2020 Estimate	2021 Estimate	2022 Estimate	Beyond 2022	Total
Property Tax	145,000	145,000	-	50,000	100,000	100,000	100,000	100,000	-	595,000
County Bonds	145,000	56,821	88,179	50,000	100,000	100,000	100,000	100,000	-	595,000
Total	290,000	201,821	88,179	100,000	200,000	200,000	200,000	200,000	-	1,190,000
EXPENDITURES	Budget to Date	12/31/17 Act & Enc	Balance	2018 Budget	2019 Estimate	2020 Estimate	2021 Estimate	2022 Estimate	Beyond 2022	Total
Land	-	-	-	-	-	-	-	-	-	-
Construction	235,000	218,489	16,511	76,500	153,000	153,000	153,000	153,000	-	923,500
Consulting	27,000	24,350	2,650	9,500	19,000	19,000	19,000	19,000	-	112,500
Equipment	9,000	4,702	4,298	4,500	9,000	9,000	9,000	9,000	-	49,500
Furnishings	-	1,748	(1,748)	-	-	-	-	-	-	-
Other Costs	-	-	-	-	-	-	-	-	-	-
Contingency	19,000	-	19,000	9,500	19,000	19,000	19,000	19,000	-	104,500
Total	290,000	249,289	40,711	100,000	200,000	200,000	200,000	200,000	-	1,190,000

Project Name: 1002156 Accessibility Modifications 2016-2020				Funding Start: 2016				
Major Program: Operations				Funding Completion: 2020				
Department: Facility Services								
Current Year's CIP Process Summary	Budget to Date	2018 Budget	2019 Estimate	2020 Estimate	2021 Estimate	2022 Estimate	Beyond 2022	Total
Department Requested	290,000	200,000	200,000	200,000	200,000	200,000	-	1,290,000
Administrator Proposed	290,000	100,000	200,000	200,000	200,000	200,000	-	1,190,000
CBTF Recommended	290,000	100,000	200,000	200,000	200,000	200,000	-	1,190,000
Board Approved Final	290,000	100,000	200,000	200,000	200,000	200,000	-	1,190,000
Scheduling Milestones (major phases only):				Board Resolutions / Supplemental Information:				
Scoping: N/A				The intent of this project is to address accessibility issues as identified through site reviews for compliance with applicable state and federal, codes, laws and design guidelines pertaining to accessibility for persons with disabilities, complaints or as requested by specific individuals as a reasonable accommodation. Examples of work would include consulting fees for site reviews, to identify areas of improvement, toilet room modifications, employee specific assistive listening modifications and power-assisted door openers to meet employee-specific needs identified by MN Certified Accessibility Specialists, physicians or other qualified health/ergonomic experts.				
Design: N/A								
Procurement: N/A								
Construction: N/A								
Completion: N/A								
Project's Effect on Annual Operating Budget:								
Increases to program's operating budget may need to cover some accessibility accommodations.								
Annual Impact for Requesting Department:				0				
Annual Impact for all other Depts:				0				
Total				0				
Changes from Prior CIP: The 2018-2022 estimate has increased \$100,000 over the 2017-2021 estimate due to the addition of the 2022 funding element.								
Last Year's CIP Process Summary	Budget to Date	2017	2018	2019	2020	2021	Beyond	Total
Department Requested	90,000	200,000	200,000	200,000	200,000	200,000	-	1,090,000
Administrator Proposed	90,000	200,000	200,000	200,000	200,000	200,000	-	1,090,000
CBTF Recommended	90,000	200,000	200,000	200,000	200,000	200,000	-	1,090,000
Board Approved Final	90,000	200,000	200,000	200,000	200,000	200,000	-	1,090,000

Project Name: 1004414 701 Building Tenant Space Repurposing
Major Program: Operations
Department: Facility Services

Funding Start: 2017
Funding Completion: 2018

Summary:
 This project will fund general office space modifications as well as consulting for planning services to appropriately accommodate county programs that are relocating to or moving within the 701 Building, located at 701 4th Avenue S, in Minneapolis, Minnesota.

Purpose & Description:
 As the existing 701 Building leases expire over the next 5 years to beyond, non-County functions will move out and the vacated space will become available for County staff and service functions. As County programs are identified to move into this building, this project will fund general office space modifications as well as consulting for planning services to accommodate those programs appropriately. There is no definitive master plan, but candidates fall into three categories: 1) Relocating programs out of leased spaces in the downtown area, 2) Relieve space problems due to programmatic changes to departmental functions within the Government Center, 3) Remodeling existing County suites within the 701 Building to better, more efficiently support program needs.

The 701 Building contains the following:

- 328,000 gross square feet (GSF) / 239,000 usable square feet (USF);
- County functions occupy about 70% (169,900 USF) / Non-County leased tenants 29% (70,000 USF)
- Vacant space as of April 2017 is 1% (3,100 USF)

Typical modifications might include demolition, floor plan or layout changes of private offices, open workstations, conference rooms, and support spaces, along with related changes and replacement required for HVAC, fire protection, and lighting. In addition, standard county security and IT infrastructure also needs to be installed in areas where they are not yet present. The scope of work also includes purchase and installation of furniture in spaces used by customers and staff. Building code modifications, including accessibility code compliance improvements, such as restroom accessibility modifications may also be required. Actual projects for implementation will only be included in this umbrella project after County Administration has approved them for a specific year within the 5 year capital improvement plan.



REVENUES	Budget to Date	12/31/17 Act & Enc	Balance	2018 Budget	2019 Estimate	2020 Estimate	2021 Estimate	2022 Estimate	Beyond 2022	Total
County Bonds	3,274,000	1,574,876	1,699,124	3,473,000	-	-	-	-	-	6,747,000
Total	3,274,000	1,574,876	1,699,124	3,473,000	-	-	-	-	-	6,747,000
EXPENDITURES	Budget to Date	12/31/17 Act & Enc	Balance	2018 Budget	2019 Estimate	2020 Estimate	2021 Estimate	2022 Estimate	Beyond 2022	Total
Land	-	-	-	-	-	-	-	-	-	-
Construction	1,695,000	1,558,008	136,992	1,798,000	-	-	-	-	-	3,493,000
Consulting	274,000	47,425	226,575	290,000	-	-	-	-	-	564,000
Equipment	369,000	616	368,384	391,000	-	-	-	-	-	760,000
Furnishings	663,000	213,081	449,919	704,000	-	-	-	-	-	1,367,000
Other Costs	-	386	(386)	-	-	-	-	-	-	-
Contingency	273,000	-	273,000	290,000	-	-	-	-	-	563,000
Total	3,274,000	1,819,516	1,454,484	3,473,000	-	-	-	-	-	6,747,000

Project Name: 1004414 701 Building Tenant Space Repurposing				Funding Start: 2017				
Major Program: Operations				Funding Completion: 2018				
Department: Facility Services								
Current Year's CIP Process Summary	Budget to Date	2018 Budget	2019 Estimate	2020 Estimate	2021 Estimate	2022 Estimate	Beyond 2022	Total
Department Requested	3,274,000	3,473,000	-	-	-	-	-	6,747,000
Administrator Proposed	3,274,000	3,473,000	-	-	-	-	-	6,747,000
CBTF Recommended	3,274,000	3,473,000	-	-	-	-	-	6,747,000
Board Approved Final	3,274,000	3,473,000	-	-	-	-	-	6,747,000
Scheduling Milestones (major phases only): Due to lease expirations, approximately 30,400 USF will become vacant over the next 2+ years: Approximately 14,500 USF will be available for repurposing in 2017; Approximately 15,500 USF will be available by 2018. Scoping: N/A Design: N/A Procurement: N/A Construction: N/A Completion: N/A				Board Resolutions / Supplemental Information: The 701 Building is located at 701 4th Avenue S. in downtown Minneapolis, adjacent to the Government Center. This 18 story facility, built in 1983, was purchased in June, 2011 by Hennepin County.				
Project's Effect on Annual Operating Budget: If programs moving into the building come from leased spaces, those lease costs will be avoided in the future. Annual Impact for Requesting Department: 0 Annual Impact for all other Depts: 0 Total 0								
Changes from Prior CIP:								
Last Year's CIP Process Summary	Budget to Date	2017	2018	2019	2020	2021	Beyond	Total
Department Requested	-	3,274,000	3,473,000	-	-	-	-	6,747,000
Administrator Proposed	-	3,274,000	3,473,000	-	-	-	-	6,747,000
CBTF Recommended	-	3,274,000	3,473,000	-	-	-	-	6,747,000
Board Approved Final	-	3,274,000	3,473,000	-	-	-	-	6,747,000

Project Name: 1002158 Carpet Replacement Program 2016-2020
Major Program: Operations
Department: Facility Services

Funding Start: 2016
Funding Completion: 2020

Summary:
This project provides for cyclical carpet replacement in various County buildings.

Purpose & Description:
When new buildings are constructed, or major remodeling takes place in existing buildings, carpet is always funded through the capital project. Replacement carpet, however, with a projected life of close to 15 years based on normal use, should be considered a capital expenditure. While carpet is an essential part of a building's infrastructure and the occupants' expectations for good, clean carpeting remain constant, funding for replacement through the maintenance budget is impossible to secure in the face of competition from the County's numerous core programmatic needs.

Use of carpet tile has provided for a more flexible, expedient and cost effective solution for management of floor coverings in County buildings. Property Services has already witnessed firsthand that carpet tiles have exceeded the Building Owners and Managers Association (BOMA) recommended 7-10 year cycle for broadloom carpet and that carpet tile may exceed their own anticipated 15-year life span.

With broadloom carpet, replacement was dictated by wear in high-traffic areas rather than when the overall carpet was worn. With the use of carpet tiles, targeted areas can be replaced without having to replace an entire room or floor. Carpet tiles in construction areas have been "lifted", cleaned, and reinstalled after construction in those areas eliminating the need to replace carpeting that may not have reached end of life. In addition, carpet tiles give users the ability to replace carpet without major relocation of staff, resulting in cost savings and less disruption to staff during replacement.

Furthermore, by standardizing carpet selections across buildings we have been able to minimize the extent of "attic stock" needed for each building



REVENUES	Budget to Date	12/31/17 Act & Enc	Balance	2018 Budget	2019 Estimate	2020 Estimate	2021 Estimate	2022 Estimate	Beyond 2022	Total
Property Tax	200,000	200,000	-	100,000	100,000	100,000	100,000	100,000	-	700,000
County Bonds	1,455,000	909,637	545,363	480,000	180,000	180,000	80,000	80,000	-	2,455,000
Total	1,655,000	1,109,637	545,363	580,000	280,000	280,000	180,000	180,000	-	3,155,000
EXPENDITURES	Budget to Date	12/31/17 Act & Enc	Balance	2018 Budget	2019 Estimate	2020 Estimate	2021 Estimate	2022 Estimate	Beyond 2022	Total
Land	-	-	-	-	-	-	-	-	-	-
Construction	1,585,000	1,340,439	244,561	545,000	240,000	240,000	140,000	140,000	-	2,890,000
Consulting	30,000	25,224	4,776	15,000	16,000	16,000	16,000	16,000	-	109,000
Equipment	-	-	-	-	-	-	-	-	-	-
Furnishings	-	-	-	-	-	-	-	-	-	-
Other Costs	-	62,854	(62,854)	-	-	-	-	-	-	-
Contingency	40,000	-	40,000	20,000	24,000	24,000	24,000	24,000	-	156,000
Total	1,655,000	1,428,517	226,483	580,000	280,000	280,000	180,000	180,000	-	3,155,000

Project Name: 1002158 Carpet Replacement Program 2016-2020				Funding Start: 2016				
Major Program: Operations				Funding Completion: 2020				
Department: Facility Services								
Current Year's CIP Process Summary	Budget to Date	2018 Budget	2019 Estimate	2020 Estimate	2021 Estimate	2022 Estimate	Beyond 2022	Total
Department Requested	1,655,000	580,000	280,000	280,000	280,000	280,000	-	3,355,000
Administrator Proposed	1,655,000	580,000	280,000	280,000	280,000	280,000	-	3,355,000
CBTF Recommended	1,655,000	580,000	280,000	280,000	280,000	280,000	-	3,355,000
Board Approved Final	1,655,000	580,000	280,000	280,000	180,000	180,000	-	3,155,000
Scheduling Milestones (major phases only):				Board Resolutions / Supplemental Information:				
Scoping: N/A				<p>Work completed in 2016 (\$500,000):</p> <ul style="list-style-type: none"> • Government Center (1 Floor) \$140,000 • Forensic Sciences Building - \$18,000 • Public Safety Facility - \$65,000 • Libraries - \$277,000 (Central, Rogers, St. Anthony, North Regional, and Hosmer) <p>Work to be completed in 2017 (\$1,127,000):</p> <ul style="list-style-type: none"> • Government Center (2 floors) \$280,000 • Public Safety Facility - \$400,000 • Libraries - \$447,000 (Central, Edina) <p>Work to be completed in 2018 (\$695,000):</p> <ul style="list-style-type: none"> • Government Center (3 floors) \$420,000 • Public Safety Facility - \$200,000 • Libraries - \$75,000 (Franklin*) <p>*The carpet replacement at Franklin Library will be removed from this project if the Library Facility Modifications 2016-2020 project (#1002167) is included in the Library's CIP request.</p> <p>In general, the range of price for carpet replacement is between \$7.25/SF to \$7.75/SF. This price can include any number of the following items and is dependant upon each area needing carpeting.</p> <ul style="list-style-type: none"> • Moving of existing furniture; • Removal and disposal of old carpeting; • Removal of old adhesive if it will react with new adhesive (they may also encapsulate it); • Floor prep or leveling of exiting floor; • New adhesive; • Installation of new carpeting; • Moving furniture back into place; and • Purchase of additional attic stock material (can range from 5% to 30% depending on the facility) 				
Design: N/A								
Procurement: N/A								
Construction: N/A								
Completion: N/A								
Project's Effect on Annual Operating Budget:								
None.								
Annual Impact for Requesting Department:				0				
Annual Impact for all other Depts:				0				
Total				0				
Changes from Prior CIP:								
Last Year's CIP Process Summary	Budget to Date	2017	2018	2019	2020	2021	Beyond	Total
Department Requested	990,000	665,000	665,000	275,000	275,000	275,000	-	3,145,000
Administrator Proposed	990,000	665,000	665,000	275,000	275,000	275,000	-	3,145,000
CBTF Recommended	990,000	665,000	665,000	275,000	275,000	275,000	-	3,145,000
Board Approved Final	990,000	665,000	665,000	275,000	275,000	275,000	-	3,145,000

Project Name: 1002157 General Office Space & Furniture Mods 2016-2020
Major Program: Operations
Department: Facility Services

Funding Start: 2016
Funding Completion: 2020

Summary:
 This project will fund general office space modifications as well as consulting for planning services in County buildings, including tenant improvements in non-County facilities (leased spaces).

Purpose & Description:
 One of the ongoing efforts of Facility Services is to monitor office space utilization for efficiency and appropriateness of layout in support of various County programs. Another ongoing effort involves identification of local space surpluses or shortages depending on the changes made to organizational structures and modes of service delivery. As opportunities for improvement become known, space reconfiguration s become important tools in taking advantage of the opportunities. Other situations that could arise involve customer area furniture replacement due to excessive wear and tear and employee furniture replacement to resolve ergonomic problems and avoid injuries.

Since these situations often develop rapidly, there is a need to have immediate funding available for planning and programming, design, construction work and furniture acquisition. Availability of funds will allow for previously unidentified but critical space reconfigurations to be implemented in a timely fashion. The final scope and cost of such space reconfiguration projects will be developed and submitted to County Administration for approval before implementation is begun.

Typical modifications might include layout changes of private offices, open workstations, conference rooms, and support spaces, along with related changes required for the HVAC, fire protection, building security, lighting and voice/data/power cabling systems and purchase of new furniture where required. The scope of work also includes purchase and installation of furniture in spaces used by customers and staff.



REVENUES	Budget to Date	12/31/17 Act & Enc	Balance	2018 Budget	2019 Estimate	2020 Estimate	2021 Estimate	2022 Estimate	Beyond 2022	Total
County Bonds	2,000,000	238,025	1,761,975	-	300,000	300,000	300,000	300,000	-	3,200,000
Total	2,000,000	238,025	1,761,975	-	300,000	300,000	300,000	300,000	-	3,200,000
EXPENDITURES	Budget to Date	12/31/17 Act & Enc	Balance	2018 Budget	2019 Estimate	2020 Estimate	2021 Estimate	2022 Estimate	Beyond 2022	Total
Land	-	-	-	-	-	-	-	-	-	-
Construction	1,170,000	124,041	1,045,959	-	192,000	192,000	192,000	192,000	-	1,938,000
Consulting	130,000	35,460	94,540	-	18,000	18,000	18,000	18,000	-	202,000
Equipment	-	-	-	-	-	-	-	-	-	-
Furnishings	450,000	218,448	231,552	-	60,000	60,000	60,000	60,000	-	690,000
Other Costs	-	23,465	(23,465)	-	-	-	-	-	-	-
Contingency	250,000	-	250,000	-	30,000	30,000	30,000	30,000	-	370,000
Total	2,000,000	401,414	1,598,586	-	300,000	300,000	300,000	300,000	-	3,200,000

Project Name: 1002157 General Office Space & Furniture Mods 2016-2020				Funding Start: 2016					
Major Program: Operations				Funding Completion: 2020					
Department: Facility Services									
Current Year's CIP Process Summary	Budget to Date	2018 Budget	2019 Estimate	2020 Estimate	2021 Estimate	2022 Estimate	Beyond 2022	Total	
Department Requested	2,000,000	500,000	500,000	500,000	500,000	500,000	-	4,500,000	
Administrator Proposed	2,000,000	-	300,000	300,000	300,000	300,000	-	3,200,000	
CBTF Recommended	2,000,000	-	300,000	300,000	300,000	300,000	-	3,200,000	
Board Approved Final	2,000,000	-	300,000	300,000	300,000	300,000	-	3,200,000	
Scheduling Milestones (major phases only):				Board Resolutions / Supplemental Information:					
Scoping: N/A				<p><u>This project is preceded by the following capital project:</u></p> <ul style="list-style-type: none"> • General Office Space Modifications 2011-2015 (#0031826) • Funded Budget: \$1,100,000 • Expenditures & Encumbrances: \$ 984,000 • Balance as of 5/12/2017: \$ 116,000 <p><u>Planned Work in 2017 & 2018:</u></p> <ul style="list-style-type: none"> • Human Resources HCGC A-4 Facility/Ergonomic modifications (\$425,000; 3,800 USF; \$111/SF) • Repurposing of Wings Financial space to be vacated on HCGC A-Level: (\$450,000; 3,000 USF; \$150/SF) • Repurposing of existing vacant space on HCGC A-21 (\$325,000; 2,500 USF; \$130/SF) • Office Space Modifications on HCGC A-12 OBF/APEX: (\$325,000; 2,500 USF; \$130/SF) 					
Design: N/A									
Procurement: N/A									
Construction: N/A									
Completion: N/A									
Project's Effect on Annual Operating Budget:									
None.									
Annual Impact for Requesting Department:				0					
Annual Impact for all other Depts:				0					
Total				0					
Changes from Prior CIP: The 2018-2022 estimate has decreased \$800,000 from the 2017-2021 estimate due to a large unspent balance in the project budget.									
Last Year's CIP Process Summary	Budget to Date	2017	2018	2019	2020	2021	Beyond	Total	
Department Requested	1,500,000	1,000,000	500,000	500,000	500,000	500,000	-	4,500,000	
Administrator Proposed	1,500,000	500,000	500,000	500,000	500,000	500,000	-	4,000,000	
CBTF Recommended	1,500,000	500,000	500,000	500,000	500,000	500,000	-	4,000,000	
Board Approved Final	1,500,000	500,000	500,000	500,000	500,000	500,000	-	4,000,000	

Project Name: 1005577 Penn & Plymouth Fourth Floor Buildout
Major Program: Operations
Department: Facility Services

Funding Start: 2018
Funding Completion: 2018

Summary:
 This project will provide tenant improvements for county services in North Minneapolis, specifically probation, human services and NorthPoint administration on the recently acquired 4th floor of the new Thor Headquarters building, located on the southeast corner of Penn & Plymouth.

Purpose & Description:
 Since 2004, NorthPoint has developed an Integrated Service model which utilizes client-focused, multi-disciplinary teams to provide integrated services. This model has demonstrated increases in productivity, efficiency, patient satisfaction, improved health outcomes, increased revenues and decreased costs. The model will optimize community resources, many of which will be co-located within the new facility.

In support of this service model and to offset temporary relocation costs and to avoid delaying construction of the expansion of the NorthPoint Health & Wellness campus, the 4th floor of the Thor Headquarters, at approximately 30,000 usable square feet (USF), was acquired by the county in May, 2017. This presented an opportunity to expand the NorthPoint Wellness model by incorporating probation and human services. This 30,000 USF will be split among NorthPoint back-office administrative functions, probation services from Department of Community Corrections & Rehabilitation (DOCCR) Adult and Juvenile Probation Field Services Divisions and satellite services from the Human Services and Public Health Department (HSPHD).

Architectural Rendering of Thor HQ at Penn & Plymouth



REVENUES	Budget to Date	12/31/17 Act & Enc	Balance	2018 Budget	2019 Estimate	2020 Estimate	2021 Estimate	2022 Estimate	Beyond 2022	Total
County Bonds	-	-	-	2,400,000	-	-	-	-	-	2,400,000
Total	-	-	-	2,400,000	-	-	-	-	-	2,400,000
EXPENDITURES	Budget to Date	12/31/17 Act & Enc	Balance	2018 Budget	2019 Estimate	2020 Estimate	2021 Estimate	2022 Estimate	Beyond 2022	Total
Land	-	-	-	-	-	-	-	-	-	-
Construction	-	-	-	1,089,000	-	-	-	-	-	1,089,000
Consulting	-	-	-	206,000	-	-	-	-	-	206,000
Equipment	-	-	-	403,000	-	-	-	-	-	403,000
Furnishings	-	-	-	440,000	-	-	-	-	-	440,000
Other Costs	-	-	-	5,000	-	-	-	-	-	5,000
Contingency	-	-	-	257,000	-	-	-	-	-	257,000
Total	-	-	-	2,400,000	-	-	-	-	-	2,400,000

Project Name: 1005577 Penn & Plymouth Fourth Floor Buildout				Funding Start: 2018				
Major Program: Operations				Funding Completion: 2018				
Department: Facility Services								
Current Year's CIP Process Summary	Budget to Date	2018 Budget	2019 Estimate	2020 Estimate	2021 Estimate	2022 Estimate	Beyond 2022	Total
Department Requested	-	2,400,000	-	-	-	-	-	2,400,000
Administrator Proposed	-	2,400,000	-	-	-	-	-	2,400,000
CBTF Recommended	-	2,400,000	-	-	-	-	-	2,400,000
Board Approved Final	-	2,400,000	-	-	-	-	-	2,400,000
Scheduling Milestones (major phases only):				Board Resolutions / Supplemental Information:				
Scoping: Q3 2017				<p>DOCCR's Adult and Juvenile Probation Field Services Divisions are focused on serving clients who have committed crimes and are in need of probation and other social services. DOCCR has actively embraced process improvement with significant initiatives over the last 4 years, which have led to and are the foundation of the Probation Services Strategic Facilities Master Plan. A presence in this area of North Minneapolis is recommended by an in-depth, a 1-1/2 yearlong effort focused on the development of a DOCCR Probation Services Strategic Facilities Master Plan.</p> <p>HSPHD's satellite complement to each of their six service regions is conceived as a secondary and smaller service location in a region other than a human service center. At each satellite facility, HSPHD will offer a limited set of services specifically designed to:</p> <ol style="list-style-type: none"> 1) Complement the services provided by the collocated community partner at the site; 2) Provide a home-base location for mobile staff assigned to the region; 3) Support specialized services; and 4) Accommodate any combination of the above. <p>The real cost for this project is an order of magnitude of \$6,750,000 (30,000 USF x \$225/SF). Funds from the NorthPoint Campus Expansion (#0031735) project and HSPHD Satellite Facilities (#0031821) project will be transferred into this project and to make up the difference in the funding gap to allow for the completion of the build-out of all 30,000 USF.</p>				
Design: Q4 2017								
Procurement: Q1 2018								
Construction: Q2-Q3 2018								
Completion: Q4 2018								
Project's Effect on Annual Operating Budget:								
To be determined.								
Annual Impact for Requesting Department:				0				
Annual Impact for all other Depts:				0				
Total				0				
Changes from Prior CIP:								
Last Year's CIP Process Summary	Budget to Date	2017	2018	2019	2020	2021	Beyond	Total
Department Requested	-	-	-	-	-	-	-	-
Administrator Proposed	-	-	-	-	-	-	-	-
CBTF Recommended	-	-	-	-	-	-	-	-
Board Approved Final	-	-	-	-	-	-	-	-

Project Name: 1004483 Downtown Office Space Expansion
Major Program: Operations
Department: Facility Services

Funding Start: 2017
Funding Completion: 2018

Summary:

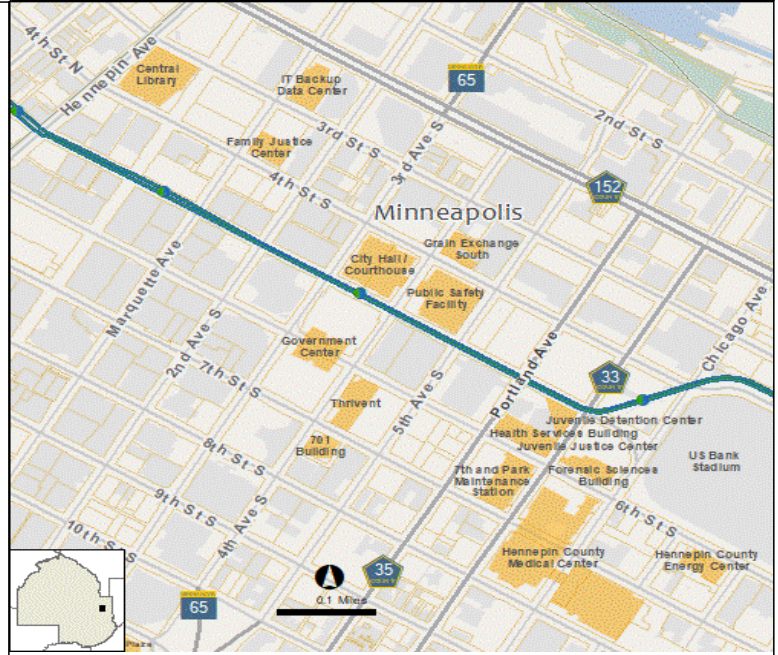
This project provides for the acquisition of the Thrivent Building, acquisition of 332 parking stalls within the new Interstate Parking development planned for the site adjacent to the eastside of the Thrivent Building, funding for a future skyway connection from the future new Thrivent headquarters to the Hennepin County Medical Center and for an in-depth study of the County's current office space utilization, and projected needs, in the downtown and near-downtown areas of Minneapolis.

Purpose & Description:

This project provides for the acquisition of the Thrivent Financial for Lutherans Building located at 625 4th Avenue South in the City of Minneapolis. The acquisition of the Thrivent Building meets identified needs of the County, provides for the consolidation of County functions, permits the vacating of space leased by the County and enables certain County real estate to be vacated and declared surplus. This purchase would strategically address the county's long term space needs, allow for consolidation of operations, the sale of county properties and a reduction of leasehold interests.

This project also includes the acquisition of 332 parking stalls and related spaces (skyway connections and pedestrian circulation) within the new Interstate Parking development to be constructed on the half block, surface parking lot immediately east of the Thrivent Building (fronting onto 6th St S, 5th Ave S and 7th St. S). The County parking stalls will support operations at the Thrivent Building, provide for County related parking that will be lost with the demolition and redevelopment of the parking ramp on the corner of 4th Ave S and 5th St. S, and permit the repositioning of the parking facility at the Government Center. This project also provides funding for a future skyway connection from the future new Thrivent headquarters planned on the block directly east of the Thrivent Building to the Hennepin County Medical Center.

Additionally, this project will provide for an in-depth study that will yield crucial information regarding corrective measures for current downtown office and parking space shortfalls and accommodate future growth. The County's continued staff growth within the 6 lines of Business / 34 departments, namely extensive growth in HSPHD and continued incremental growth in all large departments (IT, Corrections, County Attorney, etc.) have created pressure on the county's facilities to make space accommodations. This study will assist the County in making critical space management decisions.



REVENUES	Budget to Date	12/31/17 Act & Enc	Balance	2018 Budget	2019 Estimate	2020 Estimate	2021 Estimate	2022 Estimate	Beyond 2022	Total
Property Tax	250,000	250,000	-	-	-	-	-	-	-	250,000
County Bonds	-	-	-	71,000,000	-	-	-	-	-	71,000,000
Total	250,000	250,000	-	71,000,000	-	-	-	-	-	71,250,000
EXPENDITURES	Budget to Date	12/31/17 Act & Enc	Balance	2018 Budget	2019 Estimate	2020 Estimate	2021 Estimate	2022 Estimate	Beyond 2022	Total
Land	-	-	-	-	-	-	-	-	-	-
Construction	-	-	-	-	-	-	-	-	-	-
Consulting	-	118,000	(118,000)	-	-	-	-	-	-	-
Equipment	-	-	-	-	-	-	-	-	-	-
Furnishings	-	-	-	-	-	-	-	-	-	-
Other Costs	-	-	-	-	-	-	-	-	-	-
Contingency	250,000	-	250,000	71,000,000	-	-	-	-	-	71,250,000
Total	250,000	118,000	132,000	71,000,000	-	-	-	-	-	71,250,000

Project Name: 1004483 Downtown Office Space Expansion				Funding Start: 2017				
Major Program: Operations				Funding Completion: 2018				
Department: Facility Services								
Current Year's CIP Process Summary	Budget to Date	2018 Budget	2019 Estimate	2020 Estimate	2021 Estimate	2022 Estimate	Beyond 2022	Total
Department Requested	250,000	-	-	-	-	-	-	250,000
Administrator Proposed	250,000	75,000,000	-	-	-	-	-	75,250,000
CBTF Recommended	250,000	75,000,000	-	-	-	-	-	75,250,000
Board Approved Final	250,000	71,000,000	-	-	-	-	-	71,250,000
Scheduling Milestones (major phases only):				Board Resolutions / Supplemental Information:				
Scoping: N/A				Resolution 14-0346 (9/12/2017):				
Design: N/A				Authorization to purchase Thrivent Financial Bldg at 625 4th Avenue South; Authorization to enter into agreement with Interstate Parking Co for acquisition of parking and related spaces within a development on the half block immediately east of the Thrivent Bldg;				
Procurement: N/A				Thrivent Building Acquisition Details:				
Construction: N/A				Built in 1981, the Thrivent Building is a 525,000 gross square foot (475,000 usable square foot), 18 story office building. The negotiated purchase price of the Thrivent Building is \$55,000,000. Using the replacement valuation methodology, the cost of the acquisition of the Thrivent Building is \$105 per gross square foot as compared with the cost of new construction of \$325 per gross square foot				
Completion: N/A				Interstate Parking Development Details:				
Project's Effect on Annual Operating Budget:				Under an agreement that has been entered into between Interstate and Thrivent for the purchase of the land on which Interstate's development is to be placed, Interstate is proposing a mixed use development on the property consisting of street related retail, 87 housing units, and approximately 750 parking spaces located in a facility with one level of underground and seven and one half levels of above ground parking. Of the 750 parking spaces, Hennepin County has agreed to pay \$11,500,000 for the rights to 332 parking stalls (approx. \$31,500 per stall).				
To be determined.				Future Skyway Connection Details:				
Annual Impact for Requesting Department: 0				With development of the blocks east of the current Thrivent Building funds will go towards a future skyway connection along the south side of 6th Street S between the new Thrivent Headquarters Building and the HCMC Parking ramp. This connection will allow HCMC, Health Services Building and Juvenile Courts to be connected to the Downtown skyway system.				
Annual Impact for all other Depts: 0				Office Facility Study:				
Total 0				The consulting firm, Gensler, was selected to assist the County in its Office Facility Space study. The study will consist of the following tasks:				
Changes from Prior CIP: The 2018-2022 estimate has increased \$71,000,000 over the 2017-2021 estimate due the opportunity to purchase the Thrivent Financial Building that sits adjacent to the Government Center, the acquisition of future parking stalls that that will be constructed adjacent to Thrivent along with funding for a future skyway connection to HCMC.				<ol style="list-style-type: none"> 1. Reviewing the County's current space utilization in downtown buildings, owned and leased; 2. Analyzing the suitability (amount and quality) of this space in accommodating County operations; 3. Projecting the downtown space needs of departments over the near, intermediate and long-term (based on interviews with County staff and guidelines from County Administration); 4. Comparing projections with the amount of downtown space currently occupied by the County; 5. Conduct a public parking needs and availability study in relation to existing and future county operations; 6. Developing options to accommodate the County's projected space requirements in an efficient manner; 7. Conducting a cost-benefit analysis of, and prioritizing, the options for County consideration 				
Last Year's CIP Process Summary	Budget to Date	2017	2018	2019	2020	2021	Beyond	Total
Department Requested	-	500,000	29,500,000	50,000,000	-	-	-	80,000,000
Administrator Proposed	-	250,000	-	-	-	-	-	250,000
CBTF Recommended	-	250,000	-	-	-	-	-	250,000
Board Approved Final	-	250,000	-	-	-	-	-	250,000

Project Name: 0031317 MBC Life/Safety Improvements
Major Program: Operations
Department: Municipal Building Commission

Funding Start: 1995
Funding Completion: 2021


Summary:

This project, located at the City Hall / Courthouse, at 401 3rd Avenue S in Minneapolis, Minnesota, consists of 23 stages and will upgrade and improve the infrastructure of the facility so that it abides by International and Minnesota Building Code for high rise office buildings and incorporates newly adopted code changes and State Amendments.

Purpose & Description:

Life/Safety improvements reduce the potential for property, and human loss by fire. A serious fire would have a substantial adverse effect on the public services provided by City and County departments located in the building. The proposed additional work as outlined in the 2011 Summit Fire and the 2016 Michaud Cooley Erickson Consulting reports will complement the Life Safety work planned for the remaining stages. In 2011 Summit Fire Consulting prepared an updated life safety study in follow up to the 1989 study. In 2016, Michaud Cooley Erickson provided a Life Safety Investigation Report, Schematic Design and Cost Estimate in follow-up to the 2011 study. The reports were prepared in cooperation with the City of Minneapolis Inspections and Fire Departments.

The remaining Life Safety work inside the boundaries of futures stages (including stages 15, 19, 20, 21, 22 and 23) will be simultaneously completed with the MBC Mechanical Systems Upgrade (0031483) project to gain economies of scale; this includes stages 22 and 23, which are currently in the design phase.



20 - Franz Hall Architectural Photography

REVENUES	Budget to Date	12/31/17 Act & Enc	Balance	2018 Budget	2019 Estimate	2020 Estimate	2021 Estimate	2022 Estimate	Beyond 2022	Total
Property Tax	767,000	324,092	442,908	-	-	-	-	-	-	767,000
County Bonds	4,117,000	1,557,948	2,559,052	550,000	1,150,000	65,000	65,000	-	-	5,947,000
Other Revenues	-	2,219,518	(2,219,518)	-	-	-	-	-	-	-
Total	4,884,000	4,101,558	782,442	550,000	1,150,000	65,000	65,000	-	-	6,714,000
EXPENDITURES	Budget to Date	12/31/17 Act & Enc	Balance	2018 Budget	2019 Estimate	2020 Estimate	2021 Estimate	2022 Estimate	Beyond 2022	Total
Land	-	1,165,153	(1,165,153)	-	-	-	-	-	-	-
Construction	3,845,000	1,792,932	2,052,068	412,000	1,037,000	50,000	50,000	-	-	5,394,000
Consulting	463,000	66,600	396,400	138,000	113,000	15,000	15,000	-	-	744,000
Equipment	-	-	-	-	-	-	-	-	-	-
Furnishings	-	-	-	-	-	-	-	-	-	-
Other Costs	-	1,076,873	(1,076,873)	-	-	-	-	-	-	-
Contingency	576,000	-	576,000	-	-	-	-	-	-	576,000
Total	4,884,000	4,101,558	782,442	550,000	1,150,000	65,000	65,000	-	-	6,714,000

Project Name: 0031317 MBC Life/Safety Improvements				Funding Start: 1995				
Major Program: Operations				Funding Completion: 2021				
Department: Municipal Building Commission								
Current Year's CIP Process Summary	Budget to Date	2018 Budget	2019 Estimate	2020 Estimate	2021 Estimate	2022 Estimate	Beyond 2022	Total
Department Requested	4,884,000	500,000	1,200,000	65,000	65,000	-	-	6,714,000
Administrator Proposed	4,884,000	500,000	1,200,000	65,000	65,000	-	-	6,714,000
CBTF Recommended	4,884,000	500,000	1,200,000	65,000	65,000	-	-	6,714,000
Board Approved Final	4,884,000	550,000	1,150,000	65,000	65,000	-	-	6,714,000
Scheduling Milestones (major phases only):				Board Resolutions / Supplemental Information:				
<ul style="list-style-type: none"> • 2017 Design: St 20, New Life Safety Scope Parts 1,2, and 3 • 2017 Procurement: New Life Safety Scope Part 1 • 2017 Construction: St 22 and 23, New Life Safety Scope Part 1, Plumbing Ph 1 • 2018 Design: Next Mechanical/Life Safety (MLS) Stage • 2018 Procurement: Next MLS Stage, New Life Safety Scope Part 2 • 2018 Construction: Next MLS Stage, New Life Safety Scope Part 2, Plumbing Ph 2 • 2019 Design: Future MLS Stage • 2019 Procurement: Future MLS Stage, New Life Safety Scope Part 3 • 2019 Construction: Future MLS Stage, New Life Safety Scope Part 3 • 2020-2022: Future MLS Stages 				<ul style="list-style-type: none"> • All improvements to County occupied spaces have been completed. Six stages remain, four for the City of Minneapolis and two for the MBC • Since 1987, the Municipal Building Commission (MBC) has made several life/safety upgrades and improvements to the City Hall/Courthouse building. Installations completed as of 12/31/2011 include additional sprinkler and fire alarm systems to 85% of the building, a ground floor life safety command center, and an emergency generator for life safety power distribution to all critical areas of the building. Remaining installations will be completed as funding becomes available and remodeling commences. • In general, sprinkler, fire alarm, smoke detector, public address system, fire proofing upgrades and asbestos abatement will be completed simultaneously with the MBC Mechanical Systems Upgrade Project (#0031483). • This request is based on the following consultant reports: 1) 2011 Summit Fire Consulting Life Safety Study; and 2) 2016 Michaud Cooley Erickson Life Safety Investigation Report and Schematic Design with Cost Estimate • The MBC has proposed additional work for 2017-2019 that would address life safety concerns as described in the 2016 Michaud Cooley Erickson Life Safety Investigation Report and Schematic Design. The additional work includes: smoke barriers in the rotunda, 5th street lobbies and ADC; addressing accessibility issues on the east side of the Mezzanine; adding fire sprinkling in the rotunda gallery, corner shafts, attic and 4th Street and 5th Street Towers; adding exit signage; and adding attic occupant notification. Security upgrades would be included with the proposed smoke barriers at the Rotunda and 5th Street Lobbies to limit access to the east and west corridors in the event of an emergency. The additional life safety work related to accessibility issues on the East Mezzanine level would be addressed concurrently with Stages 20 and 21. • The MBC has proposed that the new Life Safety work be broken down into 3 segments: 1) 2017 - Life Safety updates below the jail; 2) 2018 - Life Safety updates in ADC and 4 shafts; and 3) Life Safety updates in the attic and two towers. 				
Scoping: N/A Design: N/A Procurement: N/A Construction: N/A Completion: N/A								
Project's Effect on Annual Operating Budget:								
It has been established that a fully sprinkled building would reduce the annual insurance premium by 30%, which equates to approximately \$12,000 in annual savings.								
Annual Impact for Requesting Department: -12,000								
Annual Impact for all other Depts: 0								
Total -12,000								
Changes from Prior CIP:								
The 2018-2022 estimate has increased \$1,380,000 (25.9%) over the 2017-2021 estimate as the funding request in the 2017-2021 CIP was reduced to match City funding availability. The overall scope of the project has changed only slightly - the tin/lead solder removal and replacement or removal of fixtures throughout the building will be self-performed by MBC plumbers and has been removed from the scope.								
Last Year's CIP Process Summary	Budget to Date	2017	2018	2019	2020	2021	Beyond	Total
Department Requested	4,259,000	625,000	1,150,000	1,200,000	125,000	50,000	-	7,409,000
Administrator Proposed	4,259,000	625,000	175,000	100,000	125,000	50,000	-	5,334,000
CBTF Recommended	4,259,000	625,000	175,000	100,000	125,000	50,000	-	5,334,000
Board Approved Final	4,259,000	625,000	175,000	100,000	125,000	50,000	-	5,334,000

Project Name: 0031483 MBC Mechanical Systems Upgrades
Major Program: Operations
Department: Municipal Building Commission

Funding Start: 1997
Funding Completion: 2022

Summary:

This project, located at the City Hall / Courthouse, at 401 3rd Avenue S in Minneapolis, Minnesota, consists of 23 stages and will renovate and upgrade the heating, ventilating, and air conditioning (HVAC) systems.

Purpose & Description:

In August 1989, on behalf of the Municipal Building Commission, the consulting firm of Hammel, Green and Abrahamson (HGA), Architects and Engineers, completed an evaluation of the existing HVAC building systems to determine adequacy with respect to current and projected building use. The evaluation determined that the renovation and upgrade of the building's HVAC systems, including energy management and temperature control was necessary on a building-wide basis.

The MBC HVAC program complies with the IAQ (indoor air quality) requirements and Energy Code requirements. In 2008, the intake air system design was modified from four Make-Up Air Units (MAU) to four Energy Recovery Units (ERU). This modification is an energy conservation improvement that will reduce chilled water and steam usage and reduce annual operating cost.

The MBC Mechanical Systems Upgrade and MBC Life/Safety Improvements (0031317) projects will be completed simultaneously to gain economies of scale and minimize disruption.



REVENUES	Budget to Date	12/31/17 Act & Enc	Balance	2018 Budget	2019 Estimate	2020 Estimate	2021 Estimate	2022 Estimate	Beyond 2022	Total
Property Tax	75,000	75,000	-	-	-	-	-	-	-	75,000
County Bonds	9,709,200	3,862,398	5,846,802	-	375,000	500,000	325,000	150,000	-	11,059,200
Other Revenues	-	4,735,092	(4,735,092)	-	-	-	-	-	-	-
Total	9,784,200	8,672,491	1,111,709	-	375,000	500,000	325,000	150,000	-	11,134,200
EXPENDITURES	Budget to Date	12/31/17 Act & Enc	Balance	2018 Budget	2019 Estimate	2020 Estimate	2021 Estimate	2022 Estimate	Beyond 2022	Total
Land	-	2,040,040	(2,040,040)	-	-	-	-	-	-	-
Construction	7,850,400	6,485,809	1,364,591	-	187,500	250,000	162,500	75,000	-	8,525,400
Consulting	812,100	128,276	683,824	-	187,500	250,000	162,500	75,000	-	1,487,100
Equipment	-	14,620	(14,620)	-	-	-	-	-	-	-
Furnishings	-	-	-	-	-	-	-	-	-	-
Other Costs	-	3,745	(3,745)	-	-	-	-	-	-	-
Contingency	1,121,700	-	1,121,700	-	-	-	-	-	-	1,121,700
Total	9,784,200	8,672,491	1,111,709	-	375,000	500,000	325,000	150,000	-	11,134,200

Project Name: 0031483 MBC Mechanical Systems Upgrades				Funding Start: 1997				
Major Program: Operations				Funding Completion: 2022				
Department: Municipal Building Commission								
Current Year's CIP Process Summary	Budget to Date	2018 Budget	2019 Estimate	2020 Estimate	2021 Estimate	2022 Estimate	Beyond 2022	Total
Department Requested	9,784,200	-	375,000	500,000	325,000	150,000	-	11,134,200
Administrator Proposed	9,784,200	-	375,000	500,000	325,000	150,000	-	11,134,200
CBTF Recommended	9,784,200	-	375,000	500,000	325,000	150,000	-	11,134,200
Board Approved Final	9,784,200	-	375,000	500,000	325,000	150,000	-	11,134,200
Scheduling Milestones (major phases only): <ul style="list-style-type: none"> • 2017 Design: • 2017 Procurement: • 2017 Construction: Stage 22 and 23 • 2018 Design: Next Mechanical/Life Safety (MLS) Stage • 2018 Procurement: Next MLS Stage • 2018 Construction: Next MLS Stage • 2019 Design: Future MLS Stage • 2019 Procurement: Future MLS Stage • 2019 Construction: Future MLS Stage • 2020-2022: Future MLS stages Scoping: Design: Procurement: Construction: Completion:				Board Resolutions / Supplemental Information: <ul style="list-style-type: none"> • All improvements to County occupied spaces have been completed. Six stages remain, four for the City of Minneapolis and two for the MBC • After the completion of the installation of ERU 3 in 2012, fresh air systems provide an estimated 100% of the required outside air. Note the ERU's, originally scheduled for 2015, were moved up on the construction schedule due to operating cost savings potential. ERU 2, 1 and 4 were installed in 2008 and 2009. • The HGA Design Development report completed in 1989 identified 20 phases of work. Phasing outlined in this report was modified in 2002 to better allow for work and occupancy of adjoining areas to occur. The first four phases were completed as originally planned. With the addition of the Interior Court areas in 2003, a new construction schedule with 23 stages was developed. Based on the current schedule, completion of this project is anticipated in 2021. • The cost breakdown depicts only the County's share of the overall project cost; the other half of the project is funded by the City of Minneapolis. • Board action affecting this project include: #04-12-509R1; #05-3-125; #07-8-407. • BAR 16-0187. Transfer \$125,000 to MBC Interior Court & Tower Elevator Mods, Project No. 				
Project's Effect on Annual Operating Budget: It was estimated that the installation of four ERU's in lieu of four MAU's have been saving approximately \$160,000 per year (\$40,000 per EAU)								
Annual Impact for Requesting Department: 0 Annual Impact for all other Depts: <u>160,000</u> Total 160,000								
Changes from Prior CIP: The 2018-2022 estimate has increased \$115,000 (1%) over the 2017-2021 estimate as the funding request in the 2017-2021 CIP was reduced to match City funding availability. The overall scope of the project has not changed, the 2018-2022 request reflects the originally planned and estimated scope.								
Last Year's CIP Process Summary	Budget to Date	2017	2018	2019	2020	2021	Beyond	Total
Department Requested	9,334,200	575,000	385,000	450,000	400,000	-	-	11,144,200
Administrator Proposed	9,334,200	450,000	385,000	450,000	400,000	-	-	11,019,200
CBTF Recommended	9,334,200	450,000	385,000	450,000	400,000	-	-	11,019,200
Board Approved Final	9,334,200	450,000	385,000	450,000	400,000	-	-	11,019,200

Project Name: 1000935 MBC Exterior Improvements
Major Program: Operations
Department: Municipal Building Commission

Funding Start: 2016
Funding Completion: 2019

Summary:

This project, located at the City Hall / Courthouse, at 401 3rd Avenue S in Minneapolis, Minnesota, will help preserve the facility by addressing building envelope issues including waterproofing, exterior doors and windows, masonry, exterior lighting, and moat access control and fall protection.

Purpose & Description:

Over the last several years, the MBC has identified envelope problems related to waterproofing, windows and masonry. If left unaddressed, the elements will cause further damage to the building and equipment in the building and the cost for repairs will only increase. The moat access and fall protection issues must be addressed for public safety.

The remaining areas of concern for waterproofing are the areas around shafts one and three, which includes related heat tape replacement and the roof replacement at the 13th floor of the clock tower. The waterproofing, flashing and heat tape work around shafts 2 and 4 were completed. A majority of the heat tape around the exterior perimeter of the building is in need of replacement as it was installed in 1997 and has an expected lifespan of 20 years. Finally, leaks have been an ongoing issue in the Platteville Limestone foundation walls that exist on the outside edge of the SE and SW area ways. These walls will also be addressed as a part of this work.

The MBC worked with MacDonald and Mack Architects to identify the major masonry problems and potential solutions in 2012. The MBC has since addressed a portion of the highest priority masonry problems and has engaged MacDonald and Mack to do further investigation and provide recommendations on the moisture issues at the 4th Street Entry.

In follow up to the 2012 Braun Intertec report recommending window replacement, the MBC engaged MSR to do further analysis of the windows to find an effective repair solution that would then be tested. This work has been completed and the testing results showed little to no improvement. The MBC has engaged Encompass to perform a more detailed analysis and test out a simple repair, an extensive repair, and a full replacement, with the goal of having good data to support the proposed solution. The final report has been reviewed by the MBC, City and County. There is unanimous support for the simple repair option.



REVENUES	Budget to Date	12/31/17 Act & Enc	Balance	2018 Budget	2019 Estimate	2020 Estimate	2021 Estimate	2022 Estimate	Beyond 2022	Total
County Bonds	1,225,000	136,345	1,088,655	1,930,000	470,000	-	-	-	-	3,625,000
Total	1,225,000	136,345	1,088,655	1,930,000	470,000	-	-	-	-	3,625,000
EXPENDITURES	Budget to Date	12/31/17 Act & Enc	Balance	2018 Budget	2019 Estimate	2020 Estimate	2021 Estimate	2022 Estimate	Beyond 2022	Total
Land	-	-	-	-	-	-	-	-	-	-
Construction	631,500	136,345	495,155	1,830,000	470,000	-	-	-	-	2,931,500
Consulting	511,400	-	511,400	100,000	-	-	-	-	-	611,400
Equipment	-	-	-	-	-	-	-	-	-	-
Furnishings	-	-	-	-	-	-	-	-	-	-
Other Costs	-	-	-	-	-	-	-	-	-	-
Contingency	82,100	-	82,100	-	-	-	-	-	-	82,100
Total	1,225,000	136,345	1,088,655	1,930,000	470,000	-	-	-	-	3,625,000

Project Name: 1000935 MBC Exterior Improvements				Funding Start: 2016				
Major Program: Operations				Funding Completion: 2019				
Department: Municipal Building Commission								
Current Year's CIP Process Summary	Budget to Date	2018 Budget	2019 Estimate	2020 Estimate	2021 Estimate	2022 Estimate	Beyond 2022	Total
Department Requested	1,225,000	2,400,000	-	-	-	-	-	3,625,000
Administrator Proposed	1,225,000	2,400,000	-	-	-	-	-	3,625,000
CBTF Recommended	1,225,000	2,400,000	-	-	-	-	-	3,625,000
Board Approved Final	1,225,000	1,930,000	470,000	-	-	-	-	3,625,000
Scheduling Milestones (major phases only): <ul style="list-style-type: none"> • Pre-Design : May-June 2017 • Schematic Design: July-September 2017 • Design Development: October-November 2017 • Construction Documents: December 2017-January 2018 • Bidding: February-March 2018 • Construction: April 2018-August 2019 <p>Exterior Lighting and antenna removal will be completed as a parallel project by January 2018</p> <p>Scoping: N/A Design: N/A Procurement: N/A Construction: N/A Completion: N/A</p>				Board Resolutions / Supplemental Information: <p>The MBC has initiated initial studies for all three portions of the project including some design work for a portion of the proposed waterproofing work. The MBC has completed additional analysis to evaluate and compare the repair and replacement options due to concern about the cost and disruption for full window replacement. The supported recommendation is to complete the basic repairs outlined in the purpose and justification section including adding interior sealant, replacing weather-stripping, resetting upper sash stops, and sealing sashes closed. This has delayed design. The project is also adding the review and possible replacement of some of the perimeter doors at grade as well as moat access and fall protection, which would likely include security upgrades.</p> <p>The cost breakdown depicts only the County's share of the overall project; the other half of the project is funded by the City of Minneapolis on a dollar for dollar basis.</p>				
Project's Effect on Annual Operating Budget: <p>This project may provide small energy savings and reduced repair bills related to water infiltration.</p> <p>Annual Impact for Requesting Department: 0 Annual Impact for all other Depts: 0 Total 0</p>								
Changes from Prior CIP: <p>The 2018-2022 estimate has increased \$375,000 (11.5%) over the 2017-2021 estimate as the funding request in the 2017-2021 CIP was reduced to match City funding availability. The 2018-2022 request reflects the reduced cost related to window repair vs. replacement, however exterior lighting, antenna removal (as approved by the MBC Board), exterior doors and moat related work have been added to the scope.</p>								
Last Year's CIP Process Summary	Budget to Date	2017	2018	2019	2020	2021	Beyond	Total
Department Requested	625,000	1,050,000	1,100,000	925,000	-	-	-	3,700,000
Administrator Proposed	625,000	600,000	1,100,000	925,000	-	-	-	3,250,000
CBTF Recommended	625,000	600,000	1,100,000	925,000	-	-	-	3,250,000
Board Approved Final	625,000	600,000	1,100,000	925,000	-	-	-	3,250,000

Project Name: 1004484 MBC Elevator Upgrades Major Program: Operations Department: Municipal Building Commission	Funding Start: 2017 Funding Completion: 2019
--	---

Summary:
 This project, located at the City Hall / Courthouse, at 401 3rd Avenue S in Minneapolis, Minnesota, will upgrade and modernize six (6) of the fifteen (15) existing elevators in the facility.

Purpose & Description:
 The Municipal Building Commission (MBC) engaged Van Deusen and Associates in Month/Year to do a comprehensive review of all elevators at the City Hall / Courthouse to establish capital level upgrades that will be required over the next 20 years. This report is complete and is available upon request. Cars 1-6 (Rotunda and 5th Street Elevators) are in need of modernization and upgrades due to the age of these elevators and increasing repair requirements.

Cars 1-6 were originally installed in the 1950's and have seen 3 controller modernizations. Additionally, Montgomery (who was purchased by Kone) is no longer providing replacement parts for the drive and controller systems, due to obsolescence. Furthermore, elevators have been experiencing prolonged wear and are requiring extensive repair as shown with the recent repairs required for Car 4. The recent work on Car 4 exemplifies that these repairs require that the elevators be out of service for extended periods of time.



REVENUES	Budget to Date	12/31/17 Act & Enc	Balance	2018 Budget	2019 Estimate	2020 Estimate	2021 Estimate	2022 Estimate	Beyond 2022	Total
County Bonds	90,000	-	90,000	320,000	1,446,000	-	-	-	-	1,856,000
Total	90,000	-	90,000	320,000	1,446,000	-	-	-	-	1,856,000
EXPENDITURES	Budget to Date	12/31/17 Act & Enc	Balance	2018 Budget	2019 Estimate	2020 Estimate	2021 Estimate	2022 Estimate	Beyond 2022	Total
Land	-	-	-	-	-	-	-	-	-	-
Construction	27,000	-	27,000	291,000	1,298,000	-	-	-	-	1,616,000
Consulting	56,000	-	56,000	29,000	148,000	-	-	-	-	233,000
Equipment	-	-	-	-	-	-	-	-	-	-
Furnishings	-	-	-	-	-	-	-	-	-	-
Other Costs	-	-	-	-	-	-	-	-	-	-
Contingency	7,000	-	7,000	-	-	-	-	-	-	7,000
Total	90,000	-	90,000	320,000	1,446,000	-	-	-	-	1,856,000

Project Name: 1004484 MBC Elevator Upgrades				Funding Start: 2017				
Major Program: Operations				Funding Completion: 2019				
Department: Municipal Building Commission								
Current Year's CIP Process Summary	Budget to Date	2018 Budget	2019 Estimate	2020 Estimate	2021 Estimate	2022 Estimate	Beyond 2022	Total
Department Requested	90,000	288,000	1,478,000	-	-	-	-	1,856,000
Administrator Proposed	90,000	288,000	1,478,000	-	-	-	-	1,856,000
CBTF Recommended	90,000	288,000	1,478,000	-	-	-	-	1,856,000
Board Approved Final	90,000	320,000	1,446,000	-	-	-	-	1,856,000
Scheduling Milestones (major phases only):				Board Resolutions / Supplemental Information:				
Scoping: 2017				Van Deusen and Associates has been commissioned by the MBC to do a comprehensive review of all elevators at the City Hall / Courthouse and this report is available upon request.				
Design: 2018								
Procurement: 2018								
Construction: 2019								
Completion: N/A								
Project's Effect on Annual Operating Budget:								
There will be some electrical cost savings relative to traditional elevators for all upcoming elevator projects because they will utilize regenerative drive technology, which results in 20-40% energy savings relative to traditional elevators.								
Annual Impact for Requesting Department: 0								
Annual Impact for all other Depts: 0								
Total 0								
Changes from Prior CIP:								
The 2017-2021 funding request was removed to match City funding availability. The scope and schedule has not changed. The 2018-2022 request reflects the originally planned and estimated scope.								
Last Year's CIP Process Summary	Budget to Date	2017	2018	2019	2020	2021	Beyond	Total
Department Requested	-	90,000	288,000	1,478,000	-	-	-	1,856,000
Administrator Proposed	-	90,000	-	-	-	-	-	90,000
CBTF Recommended	-	90,000	-	-	-	-	-	90,000
Board Approved Final	-	90,000	-	-	-	-	-	90,000