

HENNEPIN COUNTY
MINNESOTA

2025 Capital Budget and 2025 – 2029 Capital Improvement Program



2025 CAPITAL BUDGET

2025 – 2029 Capital Improvement Program

Hennepin County, Minnesota

As approved on December 12, 2024 by the

Hennepin County Board of Commissioners

Jeffrey Lunde, District 1

Chair, Irene Fernando, District 2

Marion Greene, District 3

Angela Conley, District 4

Vice-Chair, Debbie Goettel, District 5

Heather Edelson, District 6

Kevin Anderson, District 7

Hennepin County Administrator

David J. Hough

2025 CAPITAL BUDGET and 2025-2029 Capital Improvement Program

Table of Contents

INTRODUCTION

| | |
|--|---|
| Hennepin County Profile | 1 |
| Mission, Vision, and Values | 2 |
| Letter to the Hennepin County Board of Commissioners | 3 |
| Racism as a Public Health Crisis, Disparity Reduction, and Climate Action Implementation | 4 |
| Organizational structure of Hennepin County | 5 |

I. BUDGET SUMMARY

| | |
|--|------|
| 2025 Capital Budget & 2025-2029 CIP Revenue & Expenditure Charts | I-1 |
| Summary of Revenues | I-3 |
| Revenues by Project | I-5 |
| Projects by Revenue Source | I-21 |
| Historic Capital Budget Information | I-31 |
| Hennepin County Debt Perspective | I-33 |

II. PUBLIC WORKS

| | |
|--|-------|
| Summary of Public Works Projects | II-1 |
| Transportation Roads & Bridges | |
| 2181200 CSAH 1 - Replace Bridge #27542 over Mn River Bluffs LRT Trail | II-14 |
| 2240300 CSAH 3 - Participate in Mtka reconst fr Spring Ln to Williston | II-16 |
| 2181300 CSAH 4 - Replace Bridge #27502 over TC&W Railroad | II-18 |
| 2167900 CSAH 5 - Reconstruct Minnetonka Blvd fr Chippewa to Aquila | II-20 |
| 2168000 CSAH 5 - Reconst Mntka Blvd fr Xylon to Vernon Ave | II-22 |
| 2168100 CSAH 5 - Reconst Mntka Blvd fr TH 100 to France Ave | II-24 |
| 2172600 CSAH 5 - Reconst Franklin Ave fr Lyndale to Chicago Ave | II-26 |
| 2200800 CSAH 10 - Replace Bridge #91131 over Twin Lake | II-28 |
| 2240200 CSAH 12 - Reconst Dayton Rvr Rd fr Colburn to Linwood Forest | II-30 |
| 2240600 CSAH 12 - Reconstruct CSAH 12 fr CSAH 144 to Vicksburg | II-32 |
| 2194500 CSAH 15 - Reconst Gleason Lk Rd fr TH 12 to Vicksburg | II-34 |
| 2193000 CSAH 15 - Reconst fr Ferndale to BNSF Bridge #27565 | II-36 |
| 2173000 CSAH 17 - France Ave Safety Impr fr American Blvd to 76th St | II-38 |
| 2200900 CSAH 17 - Replace Bridge #90475 over Nine Mile Creek | II-40 |
| 2191400 CSAH 19 - Multimodal safety improv at Co Rd 19 and 109th Ave | II-42 |

| | | |
|---------|---|--------|
| 2052300 | CSAH 22 - Reconst Lyndale Ave fr 31st St to Franklin Ave | II-44 |
| 2984500 | CSAH 23 - Marshall St reconst fr 3rd NE to Lowry Ave NE | II-46 |
| 2142100 | CSAH 23 - Marshall St reconst fr Lowry Ave NE to St Anth Pkwy | II-48 |
| 2181500 | CR 26 - Replace Bridge #90627 over Painter Creek | II-50 |
| 2932400 | CSAH 30 - Reconstruct 93rd fr Wellington to N Oaks | II-52 |
| 2181600 | CSAH 31 - Replace Bridge #90489 over Minnehaha Creek | II-54 |
| 2120700 | CSAH 32 - Reconst Penn Ave fr 75th to TH 62 | II-56 |
| 2220300 | CSAH 33 & 35 - Park & Portland multimodal 38th St to I-94 | II-58 |
| 2220700 | CSAH 33 & 35 - Park & Portland improve safety 46th to 38th | II-60 |
| 2167301 | CSAH 36 & 37 - Univ Ave Multimodal E Line fr I-35W to Oak | II-62 |
| 2202200 | CSAH 40 - Glenwood Ave ped improvements fr Penn to Bryant | II-64 |
| 2200700 | CSAH 40 - Replace Bridge #94282 over Basset Creek | II-66 |
| 2182000 | CSAH 51 - Reconst Sunset fr Shoreline to Shadywood CSAH 19 | II-68 |
| 2230600 | CSAH 52 - Participate in MnDOT reconst fr Industrial to 33rd | II-70 |
| 2210100 | CSAH 52 - Hennepin Ave safety improvements fr 10th to 11th SE | II-72 |
| 2182100 | CSAH 52 - Hennepin 1st Multimodal E Line fr Main St to 8th St | II-74 |
| 2164000 | CSAH 52 - Recondition Henn Ave Bridges #27636, #27537, #27538 | II-76 |
| 2120800 | CSAH 52 - Reconst Nicollet Ave S fr 77th to 66th St | II-78 |
| 2143102 | CSAH 52 - Reconst Nicollet Ave fr 89th St to American Blvd | II-80 |
| 2143101 | CSAH 52 - Reconstruct Nicollet Av fr 98th St to 89th St | II-82 |
| 2182800 | CSAH 57 - Participate in Humboldt reconst fr 53rd to 57th Ave | II-84 |
| 2220500 | CSAH 61 - Hemlock Ln improve safety at Elm Creek Blvd | II-86 |
| 2211000 | CSAH 66 - Golden Valley Rd safety Douglas to Theo Wirth Pkwy | II-88 |
| 2850700 | CSAH 73 - County Rd 73 Participate in Plymouth Station 73 | II-90 |
| 2182300 | CSAH 82 - Const multi-use trail fr county line to 2nd St | II-92 |
| 2211300 | CSAH 102 - Douglas Dr improve safety Medicine Lk Rd to 51st | II-94 |
| 2021000 | CSAH 116 - Partcp Rog Fletcher Bypass fr Valley Dr to CSAH 81 | II-96 |
| 2181700 | CSAH 121 - Replace Bridge #90617 over Rush Creek | II-98 |
| 2181800 | CSAH 146 - Replace Bridge #90623 over Luce Line Trail | II-100 |
| 2220600 | CSAH 152 - Brooklyn Blvd improve safety at Welcome Ave | II-102 |
| 2176400 | CSAH 152 - Replace Bridge #91333 over Bassett Creek | II-104 |
| 2220200 | CSAH 152 - Reconstruct Cedar Ave fr Lake St to 24th St | II-106 |
| 2240700 | CSAH 152 - Reconstruct Cedar Ave fr 42nd St to Lake St | II-108 |
| 2140800 | CSAH 153 - Reconst Lowry Ave fr Marshall St to Washington | II-110 |
| 2140900 | CSAH 153 - Reconst Lowry Ave fr Washington St NE to Johnson | II-112 |
| 2141000 | CSAH 153 - Reconst Lowry/Kenzie Ter fr Johnson to St Anthony | II-114 |
| 2176600 | CSAH 158 - Participate in Edina's Bridge #4510 at TH 100 | II-116 |

II. PUBLIC WORKS, continued

| | |
|--|--------|
| 2193300 Metro Transit B Line – Additional Scope | II-118 |
| 2202300 Metro Transit E Line - Additional Scope | II-120 |
| 2221000 Metro Transit H Line – Additional Scope | II-122 |
| 2167700 Participate in MnDOT's TH 252 Corridors of Commerce Project | II-124 |
| 2190100 Participate in MnDOT's I-494 Corridors of Commerce Project | II-126 |
| 2154700 Participate in Maple G's Rush Creek Bld fr TH 610 to CSAH 30 | II-128 |
| 2210400 Pavement Rehabilitation Program 2022-2026 | II-130 |
| 2220900 Pavement Rehabilitation Program 2027-2031 | II-132 |
| 2999961 Maple Grove R of W Acquisition Reimbursement (CP 9635) | II-134 |
| 2183300 Safety and Asset Management 2019-2023 | II-136 |
| 2183500 Cost Participation and Partnerships 2019-2023 | II-138 |
| 2201000 Safety and Asset Management 2024-2028 | II-140 |
| 2201100 Cost Participation and Partnerships 2024-2028 | II-142 |
| 2201200 Project Delivery 2024-2028 | II-144 |
| 2241000 Safety and Asset Management 2029-2033 | II-146 |
| 2241100 Cost Participation and Partnerships 2029-2033 | II-148 |
| 2241200 Project Delivery 2029-2033 | II-150 |
| Transportation Facilities | |
| 1010115 Public Works Facility Garage Expansion | II-152 |
| Transit & Mobility | |
| 1005876 METRO Green Line Extension Light Rail Transit | II-154 |
| 1005877 METRO Blue Line Extension Light Rail Transit | II-156 |
| Environment & Energy | |
| 1010846 Reuse and Recycling Recovery Facility | II-158 |
| 1006390 HERC Facility Preservation & Improvement 2021-2025 | II-160 |
| 1010095 HERC Facility Preservation & Improvement 2026-2030 | II-162 |
| 1006391 Energy Center Improvements 2021-2025 | II-164 |
| 1010096 Energy Center Improvements 2026-2030 | II-166 |
| 1006392 Transfer Station Facility Preservation 2021-2025 | II-168 |
| 1010097 Transfer Station Facility Preservation 2026-2030 | II-170 |
| 1010122 Lake Minnetonka North Arm Public Access | II-172 |
| 1010123 Glen Lake Wetlands Improvements | II-174 |

III. LAW, SAFETY & JUSTICE

Summary of Law, Safety & Justice Projects

III-1

District Court

| | | |
|---------|---|--------|
| 1008036 | District Court Psychological Services Expansion | III-6 |
| 1003244 | JJC Hearing Room Modifications | III-8 |
| 1008035 | Courtroom Communications System Refurbishment 2021-2025 | III-10 |
| 1010098 | Courtroom Communications System Refurbishment 2026-2030 | III-12 |
| 1008037 | Government Center C-8 Remodeling | III-14 |
| 1010116 | Juvenile Justice Center Courtroom 311 Remodel | III-16 |
| 1010197 | District Court PSF Administrative Area Remodeling | III-18 |
| 1010904 | Government Center C-3 Housing Court Admin Modifications | III-20 |
| 1010903 | Government Center Courtroom 556 Remodeling | III-22 |

Community Corrections & Rehabilitation

| | | |
|---------|--|--------|
| 1009342 | DOCCR Government Center A-8 & A-11 Remodeling | III-24 |
| 1008038 | ACF Men's Visitation/Education & Staff Training Remodeling | III-26 |
| 1005168 | ACF Program Services Remodel | III-28 |
| 1006380 | DOCCR ACF Facility Preservation 2019-2025 | III-30 |
| 1010183 | DOCCR ACF Facility Preservation 2026-2030 | III-32 |
| 1010185 | JDC Facility Modifications & Improvements | III-34 |
| 1010905 | DOCCR Equipment & Infrastructure Replacement | III-36 |
| 1010907 | DOCCR Zones of Security Remodeling | III-38 |

Sheriff

| | | |
|---------|--|--------|
| 1011011 | Sheriff's City Hall Admin Space Office Reconfiguration | III-40 |
| 1011014 | Sheriff's City Hall Locker Room Improvements | III-42 |
| 1010179 | City Hall Jail Medical Unit Expansion | III-44 |
| 1010180 | Public Safety Facility Equipment Replacement | III-46 |
| 1010178 | City Hall Jail Finish & Furniture Upgrades | III-48 |
| 1011012 | Forensics Lab Evidence Intake/Release Office Reconfiguration | III-50 |
| 1010182 | Forensics Lab DNA & Firearms Equipment & Space Improvements | III-52 |
| 1010181 | Forensics Lab Property Room Expansion | III-54 |
| 1009343 | Public Safety Services Division HQ Radio Tower Isolation | III-56 |

IV. HEALTH

Summary of Health Projects IV-1

Medical Center

| | | |
|---------|--|-------|
| 1007546 | HHS Asset Preservation 2021-2025 | IV-4 |
| 1010121 | HHS Asset Preservation 2026-2030 | IV-6 |
| 1010889 | Hennepin Healthcare Space Improvements | IV-8 |
| 1010908 | HHS Parking Ramp Replacement | IV-10 |
| 1009702 | HHS New In-patient Bed Tower | IV-12 |
| 1011346 | HC/HHS Behavioral Health Care Facility | IV-14 |

V. HUMAN SERVICES

Summary of Human Services Projects V-1

Human Services & Public Health

| | | |
|---------|---|-----|
| 1009347 | Human Services Centers Space Efficiency Modifications | V-4 |
| 1010890 | Youth Behavioral Health Crisis Stabilization Center | V-6 |

VI. RESIDENT SERVICES

Summary of Resident Services Projects VI-1

Library

| | | |
|---------|--|-------|
| 1004468 | New Westonka Library | VI-4 |
| 1005259 | New Southdale Library | VI-6 |
| 1001788 | Brookdale Library Remodeling & Facility Preservation | VI-8 |
| 1005181 | Penn Lake Library Refurbishment | VI-10 |
| 1009348 | Library Facility Modifications 2021-2025 | VI-12 |
| 1010100 | Library Facility Modifications 2026-2030 | VI-14 |
| 1004469 | East Lake Library Refurbishment | VI-16 |
| 1004464 | Linden Hills Library Refurbishment | VI-18 |
| 1010911 | Washburn Library Refurbishment | VI-20 |
| 1010912 | Library Equipment Replacement 2025-2030 | VI-22 |
| 1006394 | Library Facility Preservation 2021-2025 | VI-24 |
| 1010099 | Library Facility Preservation 2026-2030 | VI-26 |

VII. OPERATIONS

| | |
|---|--------|
| Summary of Operations Projects | VII-1 |
| Information Technology | |
| 1006393 IT Community Connectivity 2021-2025 | VII-6 |
| 1010101 IT Community Connectivity 2026-2030 | VII-8 |
| Housing & Economic Development | |
| 1002318 METRO Blue Line Extension LRT Community Works | VII-10 |
| 0031805 METRO Green Line Extension LRT Community Works | VII-12 |
| 1001560 Penn Avenue Community Works | VII-14 |
| Facility Services | |
| 1006395 Environmental Health & Safety 2021 - 2025 | VII-16 |
| 1010102 Environmental Health & Safety 2026 - 2030 | VII-18 |
| 1010103 Facility Climate Action & Energy Conservation 2025-2030 | VII-20 |
| 1000874 Government Center Infrastructure Preservation | VII-22 |
| 1006398 Building Automation System Upgrades 2021-2025 | VII-24 |
| 1010104 Building Automation System Upgrades 2026-2030 | VII-26 |
| 1006397 Facility Preservation 2021-2025 | VII-28 |
| 1010105 Facility Preservation 2026-2030 | VII-30 |
| 1007211 Government Center Court Relocations from FJC | VII-32 |
| 1007208 625 Building Occupancy Preparation & Rehabilitation | VII-34 |
| 1008715 Security Operations Infrastructure Upgrades | VII-36 |
| 1007236 Public Safety Facility Preservation | VII-38 |
| 1009349 Public Works Medina Facility Preservation | VII-40 |
| 1010913 HCGC Ductwork Insulation & Catwalk Assessment | VII-42 |
| 1010120 625 Building Window Replacement | VII-44 |
| 1010915 County Home School Buildings Demolition | VII-46 |
| 1010916 Government Center Loading Dock Expansion | VII-48 |
| 1006400 701 Building Facility Preservation 2021-2025 | VII-50 |
| 1010114 701 Building Facility Preservation 2026-2030 | VII-52 |
| 1005285 701 Building Facade Restoration | VII-54 |
| 1006402 General Office Space & Furniture Mods 2021-2025 | VII-56 |
| 1010106 General Office Space & Furniture Mods. 2026-2030 | VII-58 |
| 1006401 Accessibility Modifications 2021-2025 | VII-60 |
| 1010107 Accessibility Modifications 2026-2030 | VII-62 |
| 1006554 County-wide Lactation Room Refurbishments | VII-64 |
| 1006399 Carpet Replacement Program 2021-2025 | VII-66 |

Municipal Building Commission

| | | |
|---------|--|--------|
| 1010918 | MBC Fire Alarm Upgrades | VII-68 |
| 1010943 | MBC Heat Exchanger/Pump Replacement | VII-70 |
| 1000935 | MBC Exterior Improvements | VII-72 |
| 1008703 | MBC Elevator 12 Removal | VII-74 |
| 1010917 | MBC Electrical Bus-Ducts Replacement | VII-76 |
| 1010941 | MBC ADC Metal Door Frame Replacements | VII-78 |
| 1010942 | MBC 5th Street Sidewalk Reconstruction | VII-80 |

VIII. CAPITAL BUDGETING TASK FORCE ANNUAL REPORT

| | |
|--|----|
| CBTF Membership | 2 |
| Summary of Activities | 3 |
| CBTF Role and Responsibility in the Capital Budget Process | 4 |
| General Approach to Capital Improvements | 5 |
| 2025-2028 Capital Improvement Program Recommendations | 16 |

Introduction

Hennepin County Profile

Geography

Hennepin County was established by the territorial legislature of Minnesota in 1852, six years before Minnesota became a state.

The county is located within the Twin Cities Metropolitan Area. The upper Mississippi flows through Minneapolis and defines the northeastern boundary of the county. Minneapolis, the most populous city in Minnesota, is one of 45 municipalities within the county. The county encompasses 611 square miles with 200 lakes larger than 10 acres and numerous parks and trails providing recreational opportunities and community amenities to residents.

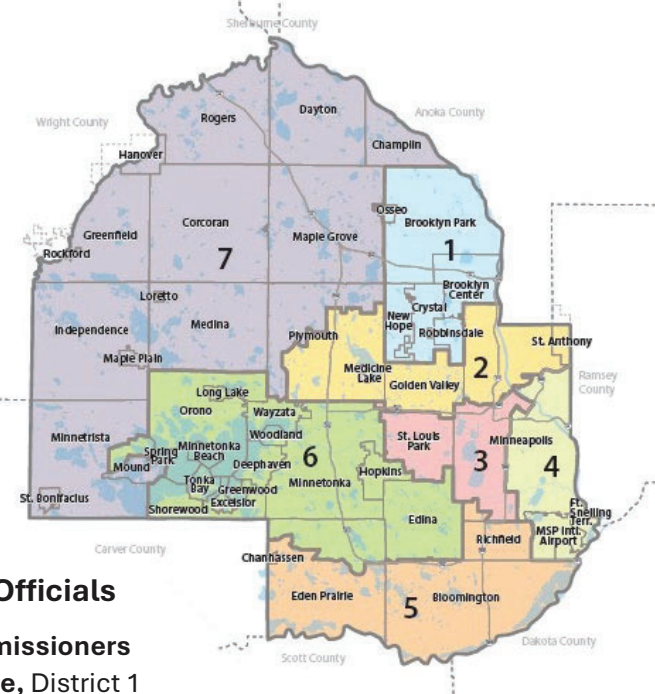


Government

Hennepin County is governed by a seven-member Board of Commissioners elected by district for staggered four-year terms. The County Attorney and Sheriff are also elected officials. County Commissioners are responsible, among other things, for authorizing resolutions, adopting the annual budget, appointing committees, and hiring the County Administrator. The County Administrator is responsible for carrying out the policies and resolutions of the Board of Commissioners, for overseeing the day-to-day operations of the county, and for appointing the heads of the county's departments.

Hennepin County is the largest local government in Minnesota and has been rated among the best managed large counties by studies from Syracuse University and Governing Magazine.

Hennepin County Commissioner Districts



2025 Elected Officials

Board of Commissioners

- Jeffrey Lunde**, District 1
- Irene Fernando**, District 2
- Marion Greene**, District 3
- Angela Conley**, District 4
- Debbie Goettel**, District 5
- Heather Edelson**, District 6
- Kevin Anderson**, District 7

Mary Moriarty, County Attorney
Dawanna Witt, County Sheriff



Mission, Vision, and Values

With a clear focus on our north star of serving residents, Hennepin County employees work every day to achieve our mission and vision. We begin our work from this shared perspective and hold ourselves accountable to our commitments in order to help and honor the very people we've been entrusted to serve.

Mission

To serve residents through transformative services that reduce disparities, eliminate inequities, and create opportunity for all.

Vision

A community where all people are healthy, all people are valued, and all people thrive.

Values

Our core values guide our behaviors and how our work is performed. They underlie work, interpersonal interactions, and approaches used to fulfill the mission.

- **People First** - People are our purpose. Residents are the center of everything we do, and our employees are our greatest asset.
- **Stewardship** - We act boldly in the stewardship of our resources and environment.
- **Integrity** - We act with the highest ethical principles and demonstrate professionalism and personal responsibility in our service to community.
- **Equity** - We are committed to the shared responsibility of advancing policies and practices that promote equal access, outcomes and opportunities for all.
- **Innovation** - We drive innovation in policies, services and programs to achieve the best possible outcomes for people.

HENNEPIN COUNTY

MINNESOTA

January 2, 2025

Board of County Commissioners
Hennepin County Government Center
Minneapolis, Minnesota 55487

Honorable Board Members:

I am submitting the 2025 capital budget and the 2025-2029 Capital Improvement Program (CIP), as adopted by the County Board on December 12, 2024. The adopted capital budget is in alignment with, and directly supports, the county's priorities and core services.


The 2025 capital budget totals \$568,307,769 which is \$116 million more than the \$452 million 2024 capital budget, as adjusted through June 2024.

Significant annual increases or decreases in the capital budget are common due to the ever-changing mix of projects, their implementation schedules, and the changing revenue sources available to fund those initiatives. This year's budget increase is mostly driven by two projects: \$15 million for initial planning and design of a new Behavioral Healthcare Facility in Downtown Minneapolis, and \$90 million for Hennepin County's contribution toward the METRO Green Line Extension Light Rail Transit project, managed by the Metropolitan Council.

The 2025-2029 Capital Improvement Program totals \$2,095,487,269; approximately \$455 million more than the \$1.64 billion five-year capital program that was approved for 2024-2028. When prior project budget authority and future funding beyond the 5-year CIP are considered, the 5-year CIP supports a total of \$4.1 billion in active or planned investments across all areas of Hennepin County.

A report with recommendations from the Capital Budgeting Task Force is included in the last section of the Capital Budget labeled "CBTF Report." I would like to express the county's appreciation to the members of the Capital Budgeting Task Force for their time and efforts in analyzing capital requests and making their recommendations.

Respectfully,



David J. Hough
County Administrator

Hennepin County Administration

A-2303 Government Center, 300 South Sixth Street, Minneapolis, MN 55487-0233
612-348-7574 | TDD: 612-348-7367 | FAX: 612-348-8228 | hennepin.us



Disparity Reduction, Racism as a Public Health Crisis, and Climate Action Plan Implementation

Disparity Reduction line of business provides direction, coordination, and strategy to foster institutional change that reduces and eliminates disparities in Hennepin County.

Public Works (PW) staff use the Race Equity Impact Tool to guide strategic planning, policy processes and program evaluations across all PW departments to ensure meaningful involvement in public participation opportunities, ensure equitable sharing of the benefits of program work and to mitigate disproportionate impacts.

Law, Safety and Justice (LSJ) includes departments that provide law enforcement, criminal and juvenile prosecution, legal representation for clients experiencing poverty, and correctional programs. While each department plays a distinct role and function in the justice system, the LSJ line of business works collaboratively to evaluate, innovate, and respond to the changing dynamics impacting our community. LSJ remains focused on implementing strategies that mitigate bias and prejudice, create systems that advance racial equity, and build a future where all residents are healthy, valued and thrive.

Health line of business provides culturally responsive, and where possible culturally specific care to a diverse patient base throughout the county. The impact of racism is reflected in the health and socioeconomic outcomes of the communities Hennepin County serves and collect data on race and ethnicity for major chronic diseases and health conditions and respond to disparities with targeted interventions for infectious disease, hypertension, cancer screenings, maternal child health and mental health. The Health line of business also partners and


support programs that specifically address the Social Determinants of Health (SDOH) that often create barriers to health and well-being.

Human Services joins all lines of business to make long-term positive impacts in the domains of education, employment, health, housing, income, justice, and transportation.

Resident Services is making significant strides to innovate, sustain, and scale strategies and develop cross-departmental initiatives that leverage the strengths of its interconnected staff. In 2024, innovation will be driven by advances in information technology and relationship development as staff continue their efforts to drive digital service and community engagement.

Operations line of business works across the organization to enable, support and lead through innovative programming and continuous improvement focused on optimization of service delivery for residents and employees. The Operations line of business embrace new ideas, invest in modern strategies, advance the use of data, and elevate community voice and diverse perspectives to solve problems, deliver excellent service and enhance the lives of those served.

Hennepin County's Climate Action plan is a living, working framework for all county departments that focuses on reducing gas emissions and adapting to the changing climate. The county leads in many areas that offer effective ways to cut greenhouse gas emissions, such as investing in transit, conserving energy use in county buildings, protecting natural resources, and preventing waste.



- Chief of Staff
- Chief Compliance Officer
- Chief Financial Officer
- Chief Human Resources Officer
- Chief Labor Relations Officer
- Chief Workforce Development Officer
- Facility Services Director
- Grants Management and Administration Director
- Intergovernmental Relations Director - Interim
- Public Relations Director
- Diversity, Equity & Inclusion Director
- Chief Housing and Economic Development Officer
 - Economic Development Strategy Director
 - Housing Strategy Director

Deputy and Assistant County Administrators

Jodi Wentland
Deputy County Administrator

| Kareem Murphy Disparity Reduction Assistant County Administrator | Health | Human Services | Chela Guzman-Wiegert Law, Safety & Justice Assistant County Administrator | Jodie Wierimaa Operations Assistant County Administrator | Lisa Cerney Public Works Assistant County Administrator | Dan Rogan Resident Services Assistant County Administrator |
|--|-------------------------------------|--|--|--|---|--|
| Broadband & Digital Inclusion | Hennepin Health | Access, Aging & Disabilities | Adult Representation Services | Audit, Compliance & Investigative Svcs | Environment & Energy | Assessor |
| Climate & Resiliency | Medical Examiner | Behavioral Health | Community Corrections & Rehabilitation | Communications | Transit & Mobility | Elections |
| Education Support Services | Northpoint Health & Wellness Center | Children & Family Services | Justice Initiatives & Program Performance | Emergency Management | Transportation-Operations | Examiner of Titles |
| Purchasing & Contract Services | Public Health | Child Supports & Well-Being | State Functions: -District Court Administration -4th Judicial District -Office of the Public Defender Elected: -County Attorney -Sheriff | Information Technology | Transportation-Project Delivery | Library |
| Outreach & Community Support | Safe Communities | Economic Supports | | Digital Experience | Land Information & Tax Services | |
| | System Design | Financial Administration | | Integrated Data & Analytics | | |
| | | Fraud Prevention and Program Integrity | | Strategic Planning & Initiatives | Law Library Library Board | |
| | | Housing Stability | | | | |
| | | IT Records Management | | | | |
| | | Internal Services | | | | |
| | | Veteran Services | | | | |

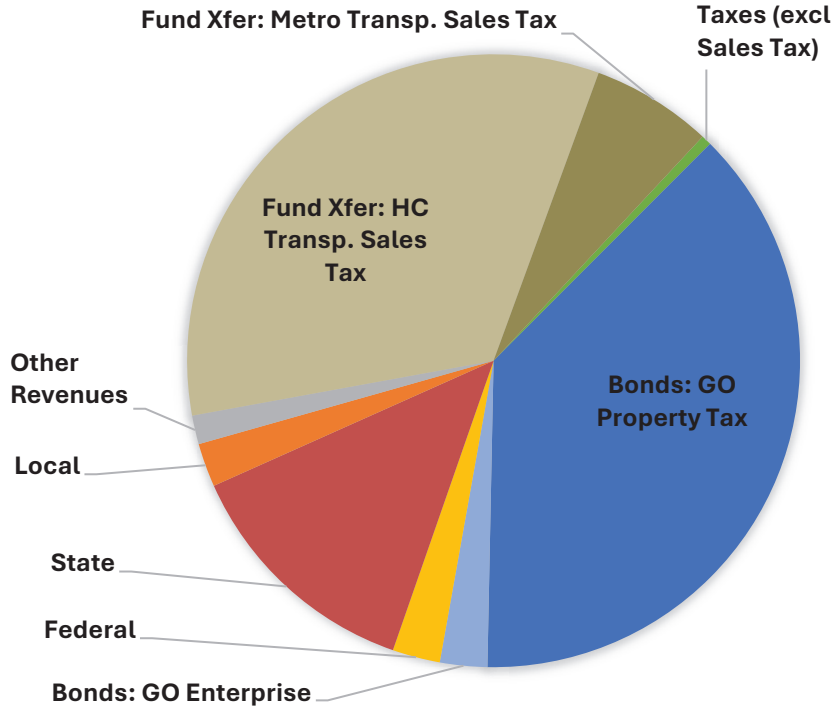
not a direct report =

01.03.25

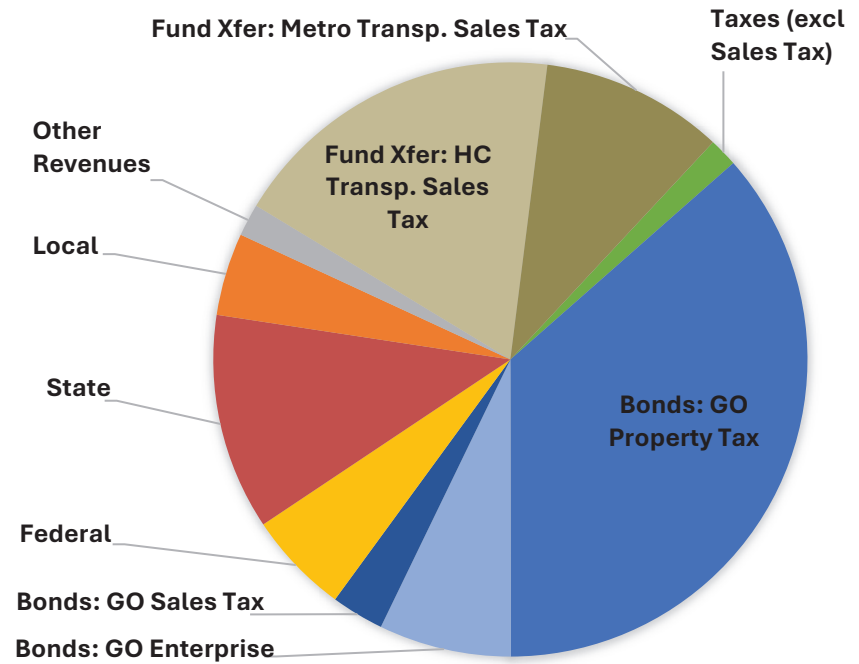
I. Budget Summary

Revenues

2025 BUDGET



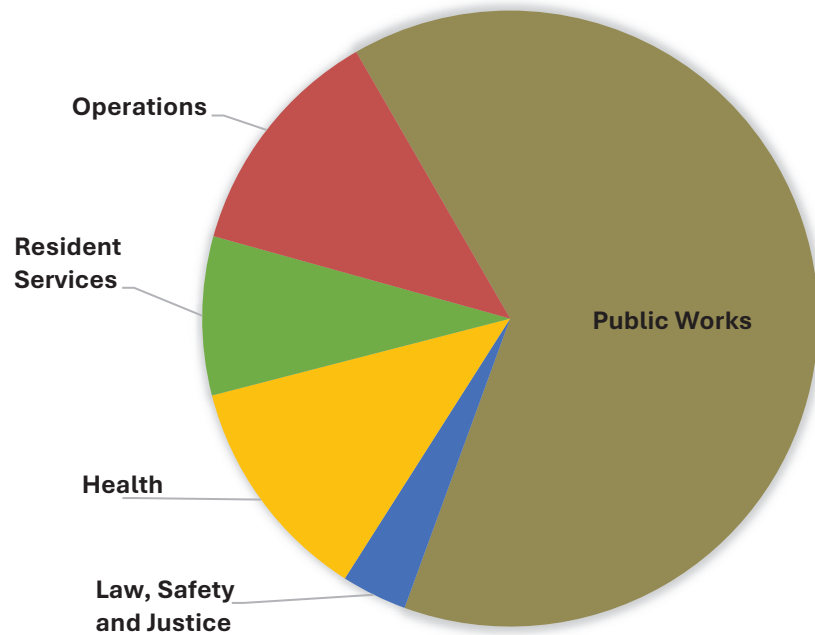
2025 - 2029 CIP



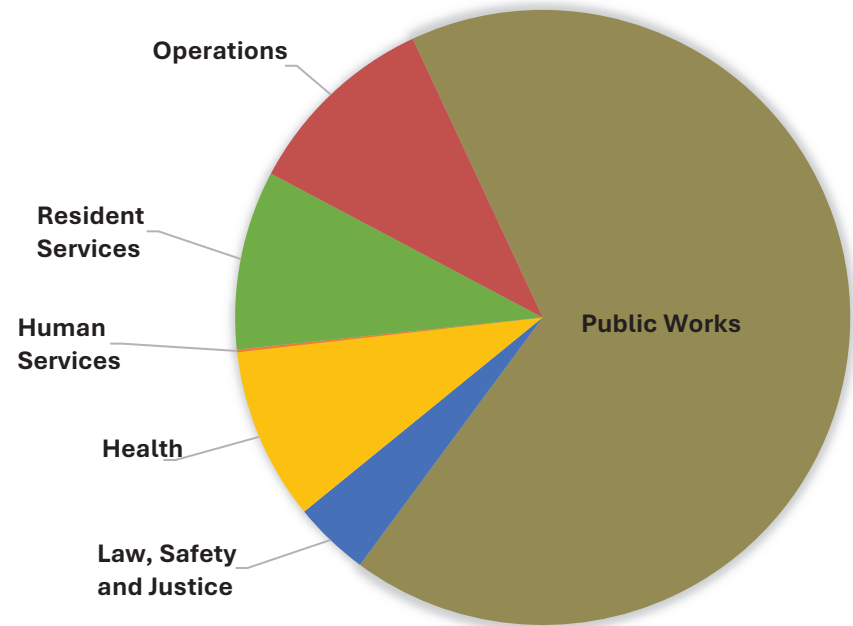
| Revenue Source | 2025 Budget | | 2026 | 2027 | 2028 | 2029 | 2025 - 2029 CIP | |
|------------------------------------|--------------------|---------------|--------------------|--------------------|--------------------|--------------------|----------------------|---------------|
| Taxes (excl Sales Tax) | 3,072,000 | 0.5% | 9,047,000 | 6,954,000 | 6,669,000 | 6,959,000 | 32,701,000 | 1.6% |
| Bonds: GO Property Tax | 215,025,000 | 37.8% | 253,392,500 | 168,095,000 | 68,210,000 | 59,500,000 | 764,222,500 | 36.5% |
| Bonds: GO Enterprise | 14,165,000 | 2.5% | 17,265,000 | 96,000,000 | 22,570,000 | 1,000,000 | 151,000,000 | 7.2% |
| Bonds: GO Sales Tax | 0 | 0.0% | 60,000,000 | 0 | 0 | 0 | 60,000,000 | 2.9% |
| Federal | 14,301,265 | 2.5% | 30,440,000 | 45,884,000 | 19,500,000 | 7,000,000 | 117,125,265 | 5.6% |
| State | 73,754,616 | 13.0% | 50,817,000 | 49,098,000 | 39,346,000 | 33,644,000 | 246,659,616 | 11.8% |
| Local | 13,106,000 | 2.3% | 15,743,000 | 23,043,000 | 26,835,000 | 15,427,000 | 94,154,000 | 4.5% |
| Other Revenues | 8,619,000 | 1.5% | 7,073,000 | 7,200,000 | 7,200,000 | 6,800,000 | 36,892,000 | 1.8% |
| Fund Xfer: HC Transp. Sales Tax | 190,047,888 | 33.4% | 140,000,000 | 54,100,000 | 0 | 0 | 384,147,888 | 18.3% |
| Fund Xfer: Metro Transp. Sales Tax | 36,217,000 | 6.5% | 25,637,000 | 61,469,000 | 53,413,000 | 31,849,000 | 208,585,000 | 9.8% |
| Total | 568,307,769 | 100.0% | 609,414,500 | 511,843,000 | 243,743,000 | 162,179,000 | 2,095,487,269 | 100.0% |

Expenditures

2025 BUDGET



2025 - 2029 CIP



| Line of Business | 2025 Budget | | 2026 | 2027 | 2028 | 2029 | 2025 - 2029 CIP | |
|-------------------------|--------------------|---------------|--------------------|--------------------|--------------------|--------------------|----------------------|---------------|
| Public Works | 363,167,769 | 63.8% | 391,032,000 | 353,658,000 | 185,233,000 | 112,379,000 | 1,405,469,769 | 67.1% |
| Law, Safety and Justice | 19,595,000 | 3.4% | 31,475,000 | 26,025,000 | 3,350,000 | 3,350,000 | 83,795,000 | 4.0% |
| Health | 68,000,000 | 12.0% | 52,000,000 | 43,000,000 | 15,000,000 | 12,000,000 | 190,000,000 | 9.1% |
| Human Services | 0 | 0.0% | 2,000,000 | 1,000,000 | 0 | 0 | 3,000,000 | 0.1% |
| Resident Services | 47,340,000 | 8.3% | 63,675,000 | 56,220,000 | 15,810,000 | 14,250,000 | 197,295,000 | 9.4% |
| Operations | 70,205,000 | 12.4% | 69,232,500 | 31,940,000 | 24,350,000 | 20,200,000 | 215,927,500 | 10.3% |
| Total | 568,307,769 | 100.0% | 609,414,500 | 511,843,000 | 243,743,000 | 162,179,000 | 2,095,487,269 | 100.0% |

Summary of Revenues

NOTE: All Total and subtotal lines precede detail

Revenue Category shaded by Revenue Source

5-Year Capital Improvement Program

| Revenue Category | Budget to Date | 2025 Budget | 2026 | 2027 | 2028 | 2029 | Beyond 2029 | Total Project |
|--------------------------------|----------------------|--------------------|--------------------|--------------------|--------------------|--------------------|--------------------|----------------------|
| Grand Total | 1,980,745,357 | 568,307,769 | 609,414,500 | 511,843,000 | 243,743,000 | 162,179,000 | 107,885,000 | 4,184,117,626 |
| Taxes | 19,121,860 | 3,072,000 | 9,047,000 | 6,954,000 | 6,669,000 | 6,959,000 | 24,680,000 | 76,502,860 |
| Property Tax | 12,965,345 | 902,000 | 4,877,000 | 2,784,000 | 2,499,000 | 2,789,000 | 8,000,000 | 34,816,345 |
| Wheelage Tax | 6,156,515 | 2,170,000 | 4,170,000 | 4,170,000 | 4,170,000 | 4,170,000 | 16,680,000 | 41,686,515 |
| County Bonds | 1,028,212,760 | 229,190,000 | 330,657,500 | 264,095,000 | 90,780,000 | 60,500,000 | 29,875,000 | 2,033,310,260 |
| Bonds - GO | 441,466,500 | 206,490,000 | 243,397,500 | 157,885,000 | 58,210,000 | 49,500,000 | 9,875,000 | 1,166,824,000 |
| Bonds - GO Roads | 67,746,260 | 8,535,000 | 9,995,000 | 10,210,000 | 10,000,000 | 10,000,000 | 20,000,000 | 136,486,260 |
| Bonds - GO Enterprise | 6,000,000 | 14,165,000 | 17,265,000 | 96,000,000 | 22,570,000 | 1,000,000 | 0 | 157,000,000 |
| Bonds - GO Sales Tax | 513,000,000 | 0 | 60,000,000 | 0 | 0 | 0 | 0 | 573,000,000 |
| Federal | 56,081,868 | 14,301,265 | 30,440,000 | 45,884,000 | 19,500,000 | 7,000,000 | 0 | 173,207,133 |
| Federal - Other - Roads | 51,256,868 | 14,301,265 | 30,440,000 | 45,884,000 | 19,500,000 | 7,000,000 | 0 | 168,382,133 |
| Federal - Other | 4,825,000 | 0 | 0 | 0 | 0 | 0 | 0 | 4,825,000 |
| State | 114,596,329 | 73,754,616 | 50,817,000 | 49,098,000 | 39,346,000 | 33,644,000 | 17,200,000 | 378,455,945 |
| Mn/DOT State Aid - Regular | 95,073,921 | 36,186,616 | 37,893,000 | 34,359,000 | 34,164,000 | 29,574,000 | 17,200,000 | 284,450,537 |
| Mn/DOT State Aid - Municipal | 6,040,000 | 4,244,000 | 1,207,000 | 7,953,000 | 3,857,000 | 3,840,000 | 0 | 27,141,000 |
| Mn/DOT State Aid - Flex ES | 6,736,000 | 5,279,000 | 3,029,000 | 6,786,000 | 1,095,000 | 0 | 0 | 22,925,000 |
| State General Obligation Bonds | 1,455,000 | 2,045,000 | 8,688,000 | 0 | 0 | 0 | 0 | 12,188,000 |
| State Highway Grants | 3,000,000 | 0 | 0 | 0 | 0 | 0 | 0 | 3,000,000 |
| State - Other - Roads | 1,691,408 | 0 | 0 | 0 | 230,000 | 230,000 | 0 | 2,151,408 |
| State - Other | 600,000 | 26,000,000 | 0 | 0 | 0 | 0 | 0 | 26,600,000 |
| Local | 42,848,178 | 13,106,000 | 15,743,000 | 23,043,000 | 26,835,000 | 15,427,000 | 1,765,000 | 138,767,178 |
| Bloomington | 575,000 | 655,000 | 2,188,000 | 3,900,000 | 1,064,000 | 0 | 0 | 8,382,000 |
| Brooklyn Center | 51,000 | 54,000 | 0 | 0 | 0 | 0 | 0 | 105,000 |
| Brooklyn Park | 45,000 | 25,000 | 67,000 | 123,000 | 6,466,000 | 1,280,000 | 0 | 8,006,000 |
| Champlin | 0 | 55,000 | 226,000 | 738,000 | 2,251,000 | 0 | 0 | 3,270,000 |
| Chanhasen | 0 | 220,000 | 0 | 0 | 0 | 0 | 0 | 220,000 |
| Corcoran | 15,000 | 17,000 | 55,000 | 95,000 | 0 | 0 | 0 | 182,000 |
| Crystal | 101,000 | 169,000 | 370,000 | 0 | 0 | 0 | 0 | 640,000 |
| Dayton | 30,000 | 0 | 90,000 | 243,000 | 716,000 | 1,905,000 | 1,765,000 | 4,749,000 |
| Eden Prairie | 70,000 | 143,000 | 422,000 | 344,000 | 0 | 0 | 0 | 979,000 |
| Edina | 3,844,000 | 0 | 3,000 | 43,000 | 155,000 | 224,000 | 0 | 4,269,000 |
| Excelsior | 0 | 120,000 | 0 | 0 | 0 | 0 | 0 | 120,000 |
| Golden Valley | 350,400 | 132,000 | 0 | 0 | 0 | 0 | 0 | 482,400 |

Summary of Revenues

NOTE: All Total and subtotal lines precede detail

Revenue Category shaded by Revenue Source

5-Year Capital Improvement Program

| Revenue Category | Budget to Date | 2025 Budget | 2026 | 2027 | 2028 | 2029 | Beyond 2029 | Total Project |
|---|--------------------|--------------------|--------------------|-------------------|-------------------|-------------------|-------------------|----------------------|
| Hanover | 0 | 23,000 | 15,000 | 280,000 | 0 | 0 | 0 | 318,000 |
| Loretto | 0 | 1,365,000 | 0 | 0 | 0 | 0 | 0 | 1,365,000 |
| Maple Grove | 60,000 | 150,000 | 144,000 | 68,000 | 476,000 | 1,280,000 | 0 | 2,178,000 |
| Medina | 15,000 | 0 | 0 | 0 | 0 | 0 | 0 | 15,000 |
| Minneapolis | 25,139,049 | 5,785,000 | 8,168,000 | 11,220,000 | 7,551,000 | 3,517,000 | 0 | 61,380,049 |
| Minnetonka | 140,000 | 99,000 | 139,000 | 459,000 | 1,434,000 | 702,000 | 0 | 2,973,000 |
| Mound | 132,500 | 42,500 | 0 | 0 | 0 | 0 | 0 | 175,000 |
| New Hope | 52,500 | 0 | 0 | 0 | 0 | 0 | 0 | 52,500 |
| Osseo | 0 | 0 | 64,000 | 58,000 | 62,000 | 2,560,000 | 0 | 2,744,000 |
| Plymouth | 370,598 | 0 | 0 | 0 | 0 | 0 | 0 | 370,598 |
| Richfield | 250,000 | 975,000 | 2,088,000 | 2,745,000 | 2,030,000 | 1,568,000 | 0 | 9,656,000 |
| Shorewood | 150,000 | 400,000 | 0 | 0 | 0 | 0 | 0 | 550,000 |
| Spring Park | 1,580,000 | 2,050,000 | 0 | 0 | 0 | 0 | 0 | 3,630,000 |
| St Anthony Village | 0 | 0 | 25,000 | 90,000 | 370,000 | 1,245,000 | 0 | 1,730,000 |
| St Louis Park | 5,360,000 | 401,000 | 1,580,000 | 1,710,000 | 2,635,000 | 866,000 | 0 | 12,552,000 |
| Wayzata | 0 | 7,000 | 5,000 | 2,000 | 350,000 | 0 | 0 | 364,000 |
| Local - Other | 84,000 | 0 | 0 | 0 | 0 | 0 | 0 | 84,000 |
| Metropolitan Council | 3,333,729 | 126,000 | 84,000 | 925,000 | 535,000 | 0 | 0 | 5,003,729 |
| Mpls Park & Rec Board | 966,902 | 0 | 10,000 | 0 | 10,000 | 280,000 | 0 | 1,266,902 |
| Three Rivers Park Dist | 132,500 | 92,500 | 0 | 0 | 730,000 | 0 | 0 | 955,000 |
| Other Revenues | 57,341,994 | 8,619,000 | 7,073,000 | 7,200,000 | 7,200,000 | 6,800,000 | 0 | 94,233,994 |
| Lease Revenues | 1,300,000 | 0 | 0 | 0 | 0 | 0 | 0 | 1,300,000 |
| Enterprise Income | 35,960,000 | 7,000,000 | 7,000,000 | 7,200,000 | 7,200,000 | 6,800,000 | 0 | 71,160,000 |
| Other | 3,691,994 | 100,000 | 0 | 0 | 0 | 0 | 0 | 3,791,994 |
| Other - Roads | 390,000 | 1,519,000 | 73,000 | 0 | 0 | 0 | 0 | 1,982,000 |
| Transfer | 16,000,000 | 0 | 0 | 0 | 0 | 0 | 0 | 16,000,000 |
| Hennepin Co Transportation Sales Tax | 655,892,368 | 190,047,888 | 140,000,000 | 54,100,000 | 0 | 0 | 0 | 1,040,040,256 |
| Transfer - HC Transpo Sales Tax | 655,892,368 | 190,047,888 | 140,000,000 | 54,100,000 | 0 | 0 | 0 | 1,040,040,256 |
| Metro Area Transportation Sales Tax | 6,650,000 | 36,217,000 | 25,637,000 | 61,469,000 | 53,413,000 | 31,849,000 | 34,365,000 | 249,600,000 |
| Transfer - Metro Tax - Active Transpo | 1,500,000 | 16,015,000 | 9,125,000 | 24,229,000 | 16,227,000 | 7,642,000 | 24,700,000 | 99,438,000 |
| Transfer - Metro Tax - Preservation | 0 | 15,972,000 | 13,610,000 | 28,038,000 | 25,610,000 | 16,515,000 | 9,665,000 | 109,410,000 |
| Transfer - Metro Tax - Complete St | 5,150,000 | 4,230,000 | 2,902,000 | 9,202,000 | 11,576,000 | 7,692,000 | 0 | 40,752,000 |

CBTF Recommended: Revenues by Project

NOTE: All Total and subtotal lines precede detail

Projects shaded by Line of Business

| Pg# | Project | Revenue Category | Budget to Date | Budget Remaining | 5-Year Capital Improvement Program | | | | | Beyond 2029 | Total Project |
|---|---------|--|----------------------|--------------------|------------------------------------|--------------------|--------------------|--------------------|--------------------|--------------------|----------------------|
| | | | | | 2025 Budget | 2026 | 2027 | 2028 | 2029 | | |
| GRAND TOTAL | | | 1,980,745,357 | 725,930,572 | 568,307,769 | 609,414,500 | 511,843,000 | 243,743,000 | 162,179,000 | 107,885,000 | 4,184,117,626 |
| PUBLIC WORKS | | | 1,497,873,863 | 482,860,912 | 363,167,769 | 391,032,000 | 353,658,000 | 185,233,000 | 112,379,000 | 98,010,000 | 3,001,353,632 |
| Transportation Roads & Bridges | | | 296,521,495 | 113,424,062 | 124,102,881 | 138,915,000 | 195,914,000 | 155,264,000 | 104,090,000 | 98,010,000 | 1,112,817,376 |
| II-14 | 2181200 | CSAH 1 - Replace Bridge #27542 over Mn River Bluffs LRT Trail | 974,000 | 909,963 | 106,000 | 6,220,000 | 0 | 0 | 0 | 0 | 7,300,000 |
| | | Federal - Other - Roads | 0 | | 0 | 4,760,000 | 0 | 0 | 0 | 0 | 4,760,000 |
| | | Mn/DOT State Aid - Regular | 910,000 | 910,000 | 49,000 | 1,095,000 | 0 | 0 | 0 | 0 | 2,054,000 |
| | | Eden Prairie | 50,000 | 50,000 | 38,000 | 292,000 | 0 | 0 | 0 | 0 | 380,000 |
| | | Other - Roads | 14,000 | 14,000 | 19,000 | 73,000 | 0 | 0 | 0 | 0 | 106,000 |
| II-16 | 2240300 | CSAH 3 - Participate in Mtka reconst fr Spring Ln to Williston | 0 | 0 | 4,400,000 | 0 | 15,700,000 | 0 | 0 | 0 | 20,100,000 |
| | | Transfer - Metro Tax - Active Transpo | 0 | | 1,100,000 | 0 | 3,925,000 | 0 | 0 | 0 | 5,025,000 |
| | | Transfer - Metro Tax - Preservation | 0 | | 3,300,000 | 0 | 11,775,000 | 0 | 0 | 0 | 15,075,000 |
| II-18 | 2181300 | CSAH 4 - Replace Bridge #27502 over TC&W Railroad | 700,000 | 700,000 | 420,000 | 380,000 | 7,860,000 | 0 | 0 | 0 | 9,360,000 |
| | | Federal - Other - Roads | 0 | | 0 | 0 | 5,552,000 | 0 | 0 | 0 | 5,552,000 |
| | | Mn/DOT State Aid - Regular | 680,000 | 680,000 | 380,000 | 250,000 | 1,964,000 | 0 | 0 | 0 | 3,274,000 |
| | | Eden Prairie | 20,000 | 20,000 | 40,000 | 130,000 | 344,000 | 0 | 0 | 0 | 534,000 |
| II-20 | 2167900 | CSAH 5 - Reconstruct Minnetonka Blvd fr Chippewa to Aquila | 0 | 0 | 2,190,000 | 1,980,000 | 1,970,000 | 9,795,000 | 9,135,000 | 0 | 25,070,000 |
| | | State - Other - Roads | 0 | | 0 | 0 | 0 | 230,000 | 230,000 | 0 | 460,000 |
| | | Minnetonka | 0 | | 22,000 | 80,000 | 255,000 | 735,000 | 702,000 | 0 | 1,794,000 |
| | | St Louis Park | 0 | | 66,000 | 200,000 | 610,000 | 965,000 | 866,000 | 0 | 2,707,000 |
| | | Transfer - Metro Tax - Active Transpo | 0 | | 420,000 | 340,000 | 221,000 | 1,573,000 | 1,467,000 | 0 | 4,021,000 |
| | | Transfer - Metro Tax - Preservation | 0 | | 1,682,000 | 1,360,000 | 884,000 | 6,292,000 | 5,870,000 | 0 | 16,088,000 |
| II-22 | 2168000 | CSAH 5 - Reconst Mntka Blvd fr Xylon to Vernon Ave | 200,000 | 0 | 5,090,000 | 3,150,000 | 13,290,000 | 8,970,000 | 0 | 0 | 30,700,000 |
| | | Federal - Other - Roads | 0 | | 0 | 0 | 7,000,000 | 0 | 0 | 0 | 7,000,000 |
| | | Mn/DOT State Aid - Regular | 200,000 | | 4,575,000 | 1,770,000 | 4,400,000 | 6,700,000 | 0 | 0 | 17,645,000 |
| | | St Louis Park | 0 | | 515,000 | 1,380,000 | 1,100,000 | 1,670,000 | 0 | 0 | 4,665,000 |
| | | Transfer - Metro Tax - Complete St | 0 | | 0 | 0 | 790,000 | 600,000 | 0 | 0 | 1,390,000 |
| II-24 | 2168100 | CSAH 5 - Reconst Mntka Blvd fr TH 100 to France Ave | 18,965,000 | (655,160) | 4,400,000 | 0 | 0 | 0 | 0 | 0 | 23,365,000 |
| | | Property Tax | 650,000 | | 0 | 0 | 0 | 0 | 0 | 0 | 650,000 |
| | | Federal - Other - Roads | 7,000,000 | | 1,206,384 | 0 | 0 | 0 | 0 | 0 | 8,206,384 |
| | | Mn/DOT State Aid - Regular | 2,320,000 | | 4,533,616 | 0 | 0 | 0 | 0 | 0 | 6,853,616 |
| | | Mn/DOT State Aid - Flex ES | 3,390,000 | | (1,240,000) | 0 | 0 | 0 | 0 | 0 | 2,150,000 |
| | | Minneapolis | 245,000 | | 80,000 | 0 | 0 | 0 | 0 | 0 | 325,000 |
| | | St Louis Park | 5,360,000 | | (180,000) | 0 | 0 | 0 | 0 | 0 | 5,180,000 |
| II-26 | 2172600 | CSAH 5 - Reconst Franklin Ave fr Lyndale to Chicago Ave | 8,110,000 | 6,150,295 | 15,740,000 | 11,900,000 | 0 | 0 | 0 | 0 | 35,750,000 |
| | | Federal - Other - Roads | 0 | | 10,088,000 | 0 | 0 | 0 | 0 | 0 | 10,088,000 |
| | | Mn/DOT State Aid - Regular | 5,910,000 | | 4,504,000 | 8,920,000 | 0 | 0 | 0 | 0 | 19,334,000 |
| | | Minneapolis | 2,200,000 | | 1,148,000 | 2,980,000 | 0 | 0 | 0 | 0 | 6,328,000 |

CBTF Recommended: Revenues by Project

NOTE: All Total and subtotal lines precede detail

Projects shaded by Line of Business

| | | | | | 5-Year Capital Improvement Program | | | | | | |
|-------|---------|--|----------------|------------------|------------------------------------|-----------|------------|------------|------------|-------------|---------------|
| Pg# | Project | Revenue Category | Budget to Date | Budget Remaining | 2025 Budget | 2026 | 2027 | 2028 | 2029 | Beyond 2029 | Total Project |
| II-28 | 2200800 | CSAH 10 - Replace Bridge #91131 over Twin Lake | 325,000 | 255,783 | 1,760,000 | 0 | 0 | 0 | 0 | 0 | 2,085,000 |
| | | Federal - Other - Roads | 0 | | 1,040,000 | 0 | 0 | 0 | 0 | 0 | 1,040,000 |
| | | Mn/DOT State Aid - Regular | 223,000 | | 612,000 | 0 | 0 | 0 | 0 | 0 | 835,000 |
| | | Brooklyn Center | 51,000 | | 54,000 | 0 | 0 | 0 | 0 | 0 | 105,000 |
| | | Crystal | 51,000 | | 54,000 | 0 | 0 | 0 | 0 | 0 | 105,000 |
| II-30 | 2240200 | CSAH 12 - Reconst Dayton Rvr Rd fr Colburn to Linwood Forest | 0 | 0 | 1,375,000 | 1,390,000 | 1,680,000 | 12,005,000 | 0 | 0 | 16,450,000 |
| | | Champlin | 0 | | 55,000 | 226,000 | 738,000 | 2,251,000 | 0 | 0 | 3,270,000 |
| | | Transfer - Metro Tax - Preservation | 0 | | 1,320,000 | 1,164,000 | 942,000 | 9,754,000 | 0 | 0 | 13,180,000 |
| II-32 | 2240600 | CSAH 12 - Reconstruct CSAH 12 fr CSAH 144 to Vicksburg | 0 | 0 | 0 | 2,250,000 | 1,930,000 | 1,630,000 | 10,130,000 | 9,430,000 | 25,370,000 |
| | | Dayton | 0 | | 0 | 90,000 | 243,000 | 716,000 | 1,905,000 | 1,765,000 | 4,719,000 |
| | | Transfer - Metro Tax - Preservation | 0 | | 0 | 2,160,000 | 1,687,000 | 914,000 | 8,225,000 | 7,665,000 | 20,651,000 |
| II-34 | 2194500 | CSAH 15 - Reconst Gleason Lk Rd fr TH 12 to Vicksburg | 0 | 0 | 780,000 | 721,000 | 836,000 | 6,987,000 | 0 | 0 | 9,324,000 |
| | | Mn/DOT State Aid - Regular | 0 | | 702,000 | 566,000 | 414,000 | 2,794,000 | 0 | 0 | 4,476,000 |
| | | Mn/DOT State Aid - Municipal | 0 | | 59,000 | 91,000 | 216,000 | 3,144,000 | 0 | 0 | 3,510,000 |
| | | Minnetonka | 0 | | 12,000 | 59,000 | 204,000 | 699,000 | 0 | 0 | 974,000 |
| | | Wayzata | 0 | | 7,000 | 5,000 | 2,000 | 350,000 | 0 | 0 | 364,000 |
| II-36 | 2193000 | CSAH 15 - Reconst fr Ferndale to BNSF Bridge #27565 | 0 | 0 | 860,000 | 475,000 | 8,375,000 | 0 | 0 | 0 | 9,710,000 |
| | | Mn/DOT State Aid - Municipal | 0 | | 715,000 | 385,000 | 7,070,000 | 0 | 0 | 0 | 8,170,000 |
| | | Mn/DOT State Aid - Flex ES | 0 | | 145,000 | 90,000 | 1,305,000 | 0 | 0 | 0 | 1,540,000 |
| II-38 | 2173000 | CSAH 17 - France Ave Safety Impr fr American Blvd to 76th St | 7,811,400 | 1,071,114 | 0 | 0 | 0 | 0 | 0 | 0 | 7,811,400 |
| | | Property Tax | 200,000 | | 0 | 0 | 0 | 0 | 0 | 0 | 200,000 |
| | | Federal - Other - Roads | 2,461,400 | | 0 | 0 | 0 | 0 | 0 | 0 | 2,461,400 |
| | | Mn/DOT State Aid - Regular | 3,585,000 | | 0 | 0 | 0 | 0 | 0 | 0 | 3,585,000 |
| | | Bloomington | 505,000 | | 0 | 0 | 0 | 0 | 0 | 0 | 505,000 |
| | | Edina | 1,060,000 | | 0 | 0 | 0 | 0 | 0 | 0 | 1,060,000 |
| II-40 | 2200900 | CSAH 17 - Replace Bridge #90475 over Nine Mile Creek | 480,000 | 432,940 | 2,505,000 | 0 | 0 | 0 | 0 | 0 | 2,985,000 |
| | | Mn/DOT State Aid - Regular | 480,000 | | 2,505,000 | 0 | 0 | 0 | 0 | 0 | 2,985,000 |
| II-42 | 2191400 | CSAH 19 - Multimodal safety improv at Co Rd 19 and 109th Ave | 0 | 0 | 770,000 | 475,000 | 3,145,000 | 0 | 0 | 0 | 4,390,000 |
| | | Federal - Other - Roads | 0 | | 0 | 0 | 1,020,000 | 0 | 0 | 0 | 1,020,000 |
| | | Mn/DOT State Aid - Flex ES | 0 | | 730,000 | 405,000 | 1,510,000 | 0 | 0 | 0 | 2,645,000 |
| | | Corcoran | 0 | | 17,000 | 55,000 | 95,000 | 0 | 0 | 0 | 167,000 |
| | | Hanover | 0 | | 23,000 | 15,000 | 280,000 | 0 | 0 | 0 | 318,000 |
| | | Transfer - Metro Tax - Active Transpo | 0 | | 0 | 0 | 240,000 | 0 | 0 | 0 | 240,000 |
| II-44 | 2052300 | CSAH 22 - Reconst Lyndale Ave fr 31st St to Franklin Ave | 3,970,000 | 1,830,885 | 4,255,000 | 0 | 15,650,000 | 9,910,000 | 0 | 0 | 33,785,000 |
| | | Property Tax | 600,000 | | 0 | 0 | 0 | 0 | 0 | 0 | 600,000 |
| | | Federal - Other - Roads | 0 | | 0 | 0 | 9,000,000 | 0 | 0 | 0 | 9,000,000 |
| | | Mn/DOT State Aid - Regular | 2,149,000 | | 2,065,000 | 0 | 3,350,000 | 5,410,000 | 0 | 0 | 12,974,000 |
| | | Mn/DOT State Aid - Flex ES | 494,000 | | 187,000 | 0 | 580,000 | 1,095,000 | 0 | 0 | 2,356,000 |
| | | Minneapolis | 727,000 | | 2,003,000 | 0 | 2,720,000 | 3,405,000 | 0 | 0 | 8,855,000 |

CBTF Recommended: Revenues by Project

NOTE: All Total and subtotal lines precede detail

Projects shaded by Line of Business

| | | | | | 5-Year Capital Improvement Program | | | | | | |
|-------|---------|---|----------------|------------------|------------------------------------|-----------|------------|------------|------------|-------------|---------------|
| Pg# | Project | Revenue Category | Budget to Date | Budget Remaining | 2025 Budget | 2026 | 2027 | 2028 | 2029 | Beyond 2029 | Total Project |
| II-46 | 2984500 | CSAH 23 - Marshall St reconst fr 3rd NE to Lowry Ave NE | 1,860,000 | 460,000 | 420,000 | 1,640,000 | 13,630,000 | 5,080,000 | 0 | 0 | 22,630,000 |
| | | Federal - Other - Roads | 0 | | 0 | 0 | 6,440,000 | 0 | 0 | 0 | 6,440,000 |
| | | Mn/DOT State Aid - Regular | 1,798,000 | | (1,798,000) | 0 | 0 | 0 | 0 | 0 | 0 |
| | | Minneapolis | 62,000 | | 186,000 | 730,000 | 1,212,000 | 1,016,000 | 0 | 0 | 3,206,000 |
| | | Transfer - Metro Tax - Active Transpo | 0 | | 2,032,000 | 910,000 | 5,978,000 | 4,064,000 | 0 | 0 | 12,984,000 |
| II-48 | 2142100 | CSAH 23 - Marshall St reconst fr Lowry Ave NE to St Anth Pkwy | 0 | 0 | 750,000 | 750,000 | 1,210,000 | 960,000 | 12,740,000 | 0 | 16,410,000 |
| | | Federal - Other - Roads | 0 | | 0 | 0 | 0 | 0 | 7,000,000 | 0 | 7,000,000 |
| | | Mn/DOT State Aid - Regular | 0 | | 720,000 | 720,000 | 1,060,000 | 540,000 | 3,970,000 | 0 | 7,010,000 |
| | | Minneapolis | 0 | | 30,000 | 30,000 | 150,000 | 420,000 | 990,000 | 0 | 1,620,000 |
| | | Transfer - Metro Tax - Preservation | 0 | | 0 | 0 | 0 | 0 | 780,000 | 0 | 780,000 |
| II-50 | 2181500 | CR 26 - Replace Bridge #90627 over Painter Creek | 1,870,000 | 1,214,054 | 0 | 0 | 0 | 0 | 0 | 0 | 1,870,000 |
| | | Property Tax | 120,000 | | 0 | 0 | 0 | 0 | 0 | 0 | 120,000 |
| | | Bonds - GO Roads | 1,750,000 | | 0 | 0 | 0 | 0 | 0 | 0 | 1,750,000 |
| II-52 | 2932400 | CSAH 30 - Reconstruct 93rd fr Wellington to N Oaks | 0 | 0 | 0 | 1,590,000 | 1,450,000 | 1,550,000 | 13,640,000 | 0 | 18,230,000 |
| | | Mn/DOT State Aid - Regular | 0 | | 0 | 731,000 | 589,000 | 403,000 | 3,840,000 | 0 | 5,563,000 |
| | | Mn/DOT State Aid - Municipal | 0 | | 0 | 731,000 | 667,000 | 713,000 | 3,840,000 | 0 | 5,951,000 |
| | | Brooklyn Park | 0 | | 0 | 32,000 | 68,000 | 186,000 | 1,280,000 | 0 | 1,566,000 |
| | | Maple Grove | 0 | | 0 | 32,000 | 68,000 | 186,000 | 1,280,000 | 0 | 1,566,000 |
| | | Osseo | 0 | | 0 | 64,000 | 58,000 | 62,000 | 2,560,000 | 0 | 2,744,000 |
| | | Transfer - Metro Tax - Complete St | 0 | | 0 | 0 | 0 | 0 | 840,000 | 0 | 840,000 |
| II-54 | 2181600 | CSAH 31 - Replace Bridge #90489 over Minnehaha Creek | 0 | 0 | 0 | 260,000 | 508,000 | 512,000 | 4,830,000 | 0 | 6,110,000 |
| | | Mn/DOT State Aid - Regular | 0 | | 0 | 248,000 | 435,000 | 292,000 | 3,934,000 | 0 | 4,909,000 |
| | | Edina | 0 | | 0 | 3,000 | 43,000 | 155,000 | 224,000 | 0 | 425,000 |
| | | Minneapolis | 0 | | 0 | 9,000 | 30,000 | 65,000 | 672,000 | 0 | 776,000 |
| II-56 | 2120700 | CSAH 32 - Reconst Penn Ave fr 75th to TH 62 | 0 | 0 | 2,250,000 | 2,010,000 | 2,210,000 | 10,750,000 | 8,420,000 | 0 | 25,640,000 |
| | | Richfield | 0 | | 90,000 | 300,000 | 973,000 | 2,030,000 | 1,568,000 | 0 | 4,961,000 |
| | | Transfer - Metro Tax - Complete St | 0 | | 2,160,000 | 1,710,000 | 1,237,000 | 8,720,000 | 6,852,000 | 0 | 20,679,000 |
| II-58 | 2220300 | CSAH 33 & 35 - Park & Portland multimodal 38th St to I-94 | 1,330,000 | 670,342 | 2,650,000 | 1,355,000 | 20,845,000 | 0 | 0 | 0 | 26,180,000 |
| | | Federal - Other - Roads | 0 | | 0 | 0 | 11,000,000 | 0 | 0 | 0 | 11,000,000 |
| | | Mn/DOT State Aid - Regular | 1,242,000 | | (1,242,000) | 0 | 0 | 0 | 0 | 0 | 0 |
| | | Minneapolis | 88,000 | | 369,000 | 652,000 | 3,938,000 | 0 | 0 | 0 | 5,047,000 |
| | | Transfer - Metro Tax - Active Transpo | 0 | | 3,523,000 | 703,000 | 5,907,000 | 0 | 0 | 0 | 10,133,000 |
| II-60 | 2220700 | CSAH 33 & 35 - Park & Portland improve safety 46th to 38th | 620,000 | 170,234 | 1,328,000 | 342,000 | 9,280,000 | 0 | 0 | 0 | 11,570,000 |
| | | Federal - Other - Roads | 0 | | 0 | 0 | 4,000,000 | 0 | 0 | 0 | 4,000,000 |
| | | Mn/DOT State Aid - Flex ES | 580,000 | | 1,187,000 | 182,000 | 3,168,000 | 0 | 0 | 0 | 5,117,000 |
| | | Minneapolis | 40,000 | | 141,000 | 160,000 | 2,112,000 | 0 | 0 | 0 | 2,453,000 |

CBTF Recommended: Revenues by Project

NOTE: All Total and subtotal lines precede detail

Projects shaded by Line of Business

| Pg# | Project | Revenue Category | Budget to Date | Budget Remaining | 5-Year Capital Improvement Program | | | | | Beyond 2029 | Total Project |
|-------|---------|---|----------------|------------------|------------------------------------|------|-----------|-----------|------|-------------|---------------|
| | | | | | 2025 Budget | 2026 | 2027 | 2028 | 2029 | | |
| II-62 | 2167301 | CSAH 36 & 37 - Univ Ave Multimodal E Line fr I-35W to Oak | 23,561,041 | 2,473,503 | 0 | 0 | 0 | 0 | 0 | 0 | 23,561,041 |
| | | Property Tax | 100,000 | | 0 | 0 | 0 | 0 | 0 | 0 | 100,000 |
| | | Federal - Other - Roads | 5,500,000 | | 0 | 0 | 0 | 0 | 0 | 0 | 5,500,000 |
| | | Mn/DOT State Aid - Regular | 6,450,000 | | 0 | 0 | 0 | 0 | 0 | 0 | 6,450,000 |
| | | Minneapolis | 6,010,377 | | 0 | 0 | 0 | 0 | 0 | 0 | 6,010,377 |
| | | Metropolitan Council | 2,300,664 | | 0 | 0 | 0 | 0 | 0 | 0 | 2,300,664 |
| | | Transfer - Metro Tax - Complete St | 3,200,000 | | 0 | 0 | 0 | 0 | 0 | 0 | 3,200,000 |
| II-64 | 2202200 | CSAH 40 - Glenwood Ave ped improvements fr Penn to Bryant | 2,920,000 | 872,841 | 231,881 | 0 | 0 | 0 | 0 | 0 | 3,151,881 |
| | | Property Tax | 270,000 | | 0 | 0 | 0 | 0 | 0 | 0 | 270,000 |
| | | Bonds - GO Roads | 500,000 | | 0 | 0 | 0 | 0 | 0 | 0 | 500,000 |
| | | Federal - Other - Roads | 1,000,000 | | 231,881 | 0 | 0 | 0 | 0 | 0 | 1,231,881 |
| | | Mn/DOT State Aid - Regular | 1,015,000 | | 0 | 0 | 0 | 0 | 0 | 0 | 1,015,000 |
| | | Minneapolis | 135,000 | | 0 | 0 | 0 | 0 | 0 | 0 | 135,000 |
| II-66 | 2200700 | CSAH 40 - Replace Bridge #94282 over Basset Creek | 670,000 | 670,000 | 790,000 | 0 | 4,430,000 | 0 | 0 | 0 | 5,890,000 |
| | | Mn/DOT State Aid - Regular | 580,000 | | 866,000 | 0 | 3,544,000 | 0 | 0 | 0 | 4,990,000 |
| | | Minneapolis | 90,000 | | (90,000) | 0 | 0 | 0 | 0 | 0 | 0 |
| | | Metropolitan Council | 0 | | 14,000 | 0 | 886,000 | 0 | 0 | 0 | 900,000 |
| II-68 | 2182000 | CSAH 51 - Reconst Sunset fr Shoreline to Shadywood CSAH 19 | 7,620,000 | 7,330,462 | 4,710,000 | 0 | 0 | 0 | 0 | 0 | 12,330,000 |
| | | Mn/DOT State Aid - Municipal | 6,040,000 | | 2,660,000 | 0 | 0 | 0 | 0 | 0 | 8,700,000 |
| | | Spring Park | 1,580,000 | | 2,050,000 | 0 | 0 | 0 | 0 | 0 | 3,630,000 |
| II-70 | 2230600 | CSAH 52 - Participate in MnDOT reconst fr Industrial to 33rd | 0 | 0 | 0 | 0 | 0 | 3,850,000 | 0 | 0 | 3,850,000 |
| | | Transfer - Metro Tax - Preservation | 0 | | 0 | 0 | 0 | 3,850,000 | 0 | 0 | 3,850,000 |
| II-72 | 2210100 | CSAH 52 - Hennepin Ave safety improvements fr 10th to 11th SE | 2,158,000 | 261,658 | 0 | 0 | 0 | 0 | 0 | 0 | 2,158,000 |
| | | Property Tax | 30,000 | | 0 | 0 | 0 | 0 | 0 | 0 | 30,000 |
| | | Federal - Other - Roads | 1,368,000 | | 0 | 0 | 0 | 0 | 0 | 0 | 1,368,000 |
| | | Mn/DOT State Aid - Regular | 140,000 | | 0 | 0 | 0 | 0 | 0 | 0 | 140,000 |
| | | Mn/DOT State Aid - Flex ES | 320,000 | | 0 | 0 | 0 | 0 | 0 | 0 | 320,000 |
| | | Minneapolis | 300,000 | | 0 | 0 | 0 | 0 | 0 | 0 | 300,000 |
| II-74 | 2182100 | CSAH 52 - Hennepin 1st Multimodal E Line fr Main St to 8th St | 28,251,621 | 3,641,861 | 0 | 0 | 0 | 0 | 0 | 0 | 28,251,621 |
| | | Wheelage Tax | 1,497,000 | | 0 | 0 | 0 | 0 | 0 | 0 | 1,497,000 |
| | | Federal - Other - Roads | 5,500,000 | | 0 | 0 | 0 | 0 | 0 | 0 | 5,500,000 |
| | | Mn/DOT State Aid - Regular | 9,590,000 | | 0 | 0 | 0 | 0 | 0 | 0 | 9,590,000 |
| | | State - Other - Roads | 1,691,408 | | 0 | 0 | 0 | 0 | 0 | 0 | 1,691,408 |
| | | Minneapolis | 6,023,246 | | 0 | 0 | 0 | 0 | 0 | 0 | 6,023,246 |
| | | Metropolitan Council | 1,033,065 | | 0 | 0 | 0 | 0 | 0 | 0 | 1,033,065 |
| | | Mpls Park & Rec Board | 966,902 | | 0 | 0 | 0 | 0 | 0 | 0 | 966,902 |
| | | Transfer - Metro Tax - Complete St | 1,950,000 | | 0 | 0 | 0 | 0 | 0 | 0 | 1,950,000 |

CBTF Recommended: Revenues by Project

NOTE: All Total and subtotal lines precede detail

Projects shaded by Line of Business

| Pg# | Project | Revenue Category | Budget to Date | Budget Remaining | 5-Year Capital Improvement Program | | | | | Beyond 2029 | Total Project |
|-------|---------|---|----------------|------------------|------------------------------------|------------|------------|-----------|------|-------------|---------------|
| | | | | | 2025 Budget | 2026 | 2027 | 2028 | 2029 | | |
| II-76 | 2164000 | CSAH 52 - Recondition Henn Ave Bridges #27636, #27537, #27538 | 2,985,000 | 1,059,099 | 3,865,000 | 17,376,000 | 0 | 0 | 0 | 0 | 24,226,000 |
| | | Federal - Other - Roads | 0 | | 0 | 8,688,000 | 0 | 0 | 0 | 0 | 8,688,000 |
| | | Mn/DOT State Aid - Regular | 1,530,000 | | 1,820,000 | 0 | 0 | 0 | 0 | 0 | 3,350,000 |
| | | State General Obligation Bonds | 1,455,000 | | 2,045,000 | 8,688,000 | 0 | 0 | 0 | 0 | 12,188,000 |
| II-78 | 2120800 | CSAH 52 - Reconst Nicollet Ave S fr 77th to 66th St | 2,020,000 | 706,465 | 3,050,000 | 8,940,000 | 8,860,000 | 0 | 0 | 0 | 22,870,000 |
| | | Mn/DOT State Aid - Regular | 1,770,000 | | 2,165,000 | 7,152,000 | 7,088,000 | 0 | 0 | 0 | 18,175,000 |
| | | Richfield | 250,000 | | 885,000 | 1,788,000 | 1,772,000 | 0 | 0 | 0 | 4,695,000 |
| II-80 | 2143102 | CSAH 52 - Reconst Nicollet Ave fr 89th St to American Blvd | 1,230,000 | 130,000 | 1,120,000 | 1,790,000 | 11,030,000 | 2,820,000 | 0 | 0 | 17,990,000 |
| | | Mn/DOT State Aid - Regular | 1,190,000 | | (1,190,000) | 0 | 0 | 0 | 0 | 0 | 0 |
| | | Bloomington | 40,000 | | 240,000 | 838,000 | 2,000,000 | 564,000 | 0 | 0 | 3,682,000 |
| | | Transfer - Metro Tax - Preservation | 0 | | 0 | 0 | 2,000,000 | 0 | 0 | 0 | 2,000,000 |
| | | Transfer - Metro Tax - Complete St | 0 | | 2,070,000 | 952,000 | 7,030,000 | 2,256,000 | 0 | 0 | 12,308,000 |
| II-82 | 2143101 | CSAH 52 - Reconstruct Nicollet Av fr 98th St to 89th St | 0 | 0 | 3,100,000 | 3,000,000 | 10,290,000 | 2,500,000 | 0 | 0 | 18,890,000 |
| | | Bloomington | 0 | | 415,000 | 1,350,000 | 1,900,000 | 500,000 | 0 | 0 | 4,165,000 |
| | | Transfer - Metro Tax - Preservation | 0 | | 2,685,000 | 1,650,000 | 8,390,000 | 2,000,000 | 0 | 0 | 14,725,000 |
| II-84 | 2182800 | CSAH 57 - Participate in Humboldt reconst fr 53rd to 57th Ave | 0 | 0 | 585,000 | 3,466,000 | 0 | 0 | 0 | 0 | 4,051,000 |
| | | Transfer - Metro Tax - Preservation | 0 | | 585,000 | 3,466,000 | 0 | 0 | 0 | 0 | 4,051,000 |
| II-86 | 2220500 | CSAH 61 - Hemlock Ln improve safety at Elm Creek Blvd | 340,000 | 100,000 | 400,000 | 3,230,000 | 0 | 0 | 0 | 0 | 3,970,000 |
| | | Federal - Other - Roads | 0 | | 0 | 1,856,000 | 0 | 0 | 0 | 0 | 1,856,000 |
| | | Mn/DOT State Aid - Flex ES | 310,000 | | 310,000 | 1,022,000 | 0 | 0 | 0 | 0 | 1,642,000 |
| | | Maple Grove | 30,000 | | 90,000 | 112,000 | 0 | 0 | 0 | 0 | 232,000 |
| | | Transfer - Metro Tax - Complete St | 0 | | 0 | 240,000 | 0 | 0 | 0 | 0 | 240,000 |
| II-88 | 2211000 | CSAH 66 - Golden Valley Rd safety Douglas to Theo Wirth Pkwy | 500,000 | 310,000 | 2,709,000 | 225,000 | 0 | 0 | 0 | 0 | 3,434,000 |
| | | Property Tax | 10,000 | | 20,000 | 0 | 0 | 0 | 0 | 0 | 30,000 |
| | | Bonds - GO Roads | 30,000 | | 0 | 0 | 0 | 0 | 0 | 0 | 30,000 |
| | | Federal - Other - Roads | 0 | | 1,735,000 | 0 | 0 | 0 | 0 | 0 | 1,735,000 |
| | | Mn/DOT State Aid - Regular | 80,000 | | (80,000) | 0 | 0 | 0 | 0 | 0 | 0 |
| | | Mn/DOT State Aid - Flex ES | 230,000 | | 247,000 | 0 | 0 | 0 | 0 | 0 | 477,000 |
| | | Golden Valley | 150,000 | | 132,000 | 0 | 0 | 0 | 0 | 0 | 282,000 |
| | | Transfer - Metro Tax - Active Transpo | 0 | | 655,000 | 225,000 | 0 | 0 | 0 | 0 | 880,000 |
| II-90 | 2850700 | CSAH 73 - County Rd 73 Participate in Plymouth Station 73 | 0 | 0 | 1,000,000 | 0 | 0 | 0 | 0 | 0 | 1,000,000 |
| | | Transfer - Metro Tax - Active Transpo | 0 | | 1,000,000 | 0 | 0 | 0 | 0 | 0 | 1,000,000 |
| | | Transfer - Metro Tax - Complete St | 0 | | 0 | 0 | 0 | 0 | 0 | 0 | 0 |
| II-92 | 2182300 | CSAH 82 - Const multi-use trail fr county line to 2nd St | 1,200,000 | 879,059 | 3,310,000 | 0 | 0 | 0 | 0 | 0 | 4,510,000 |
| | | Mn/DOT State Aid - Regular | 1,050,000 | | 1,760,000 | 0 | 0 | 0 | 0 | 0 | 2,810,000 |
| | | Mn/DOT State Aid - Municipal | 0 | | 810,000 | 0 | 0 | 0 | 0 | 0 | 810,000 |
| | | Chanhassen | 0 | | 220,000 | 0 | 0 | 0 | 0 | 0 | 220,000 |
| | | Excelsior | 0 | | 120,000 | 0 | 0 | 0 | 0 | 0 | 120,000 |
| | | Shorewood | 150,000 | | 400,000 | 0 | 0 | 0 | 0 | 0 | 550,000 |

CBTF Recommended: Revenues by Project

NOTE: All Total and subtotal lines precede detail

Projects shaded by Line of Business

| | | | | | 5-Year Capital Improvement Program | | | | | | |
|--------|---------|---|----------------|------------------|------------------------------------|------------|-----------|------------|-----------|-------------|---------------|
| Pg# | Project | Revenue Category | Budget to Date | Budget Remaining | 2025 Budget | 2026 | 2027 | 2028 | 2029 | Beyond 2029 | Total Project |
| II-94 | 2211300 | CSAH 102 - Douglas Dr improve safety Medicine Lk Rd to 51st | 440,000 | 419,300 | 510,000 | 3,720,000 | 0 | 0 | 0 | 0 | 4,670,000 |
| | | Federal - Other - Roads | 0 | | 0 | 2,000,000 | 0 | 0 | 0 | 0 | 2,000,000 |
| | | Mn/DOT State Aid - Flex ES | 390,000 | | 395,000 | 1,250,000 | 0 | 0 | 0 | 0 | 2,035,000 |
| | | Crystal | 50,000 | | 115,000 | 370,000 | 0 | 0 | 0 | 0 | 535,000 |
| | | Transfer - Metro Tax - Active Transpo | 0 | | 0 | 100,000 | 0 | 0 | 0 | 0 | 100,000 |
| II-96 | 2021000 | CSAH 116 - Partcp Rog Fletcher Bypass fr Valley Dr to CSAH 81 | 810,000 | 810,000 | 3,070,000 | 0 | 0 | 0 | 0 | 0 | 3,880,000 |
| | | Mn/DOT State Aid - Flex ES | 810,000 | | 3,070,000 | 0 | 0 | 0 | 0 | 0 | 3,880,000 |
| II-98 | 2181700 | CSAH 121 - Replace Bridge #90617 over Rush Creek | 100,000 | 100,000 | 380,000 | 0 | 0 | 2,920,000 | 0 | 0 | 3,400,000 |
| | | Property Tax | 70,000 | | 0 | 0 | 0 | 0 | 0 | 0 | 70,000 |
| | | Mn/DOT State Aid - Regular | 0 | | 270,000 | 0 | 0 | 1,900,000 | 0 | 0 | 2,170,000 |
| | | Maple Grove | 30,000 | | 60,000 | 0 | 0 | 290,000 | 0 | 0 | 380,000 |
| | | Three Rivers Park Dist | 0 | | 50,000 | 0 | 0 | 730,000 | 0 | 0 | 780,000 |
| II-100 | 2181800 | CSAH 146 - Replace Bridge #90623 over Luce Line Trail | 50,000 | 50,000 | 305,000 | 225,000 | 3,715,000 | 0 | 0 | 0 | 4,295,000 |
| | | Mn/DOT State Aid - Regular | 50,000 | | 305,000 | 225,000 | 3,715,000 | 0 | 0 | 0 | 4,295,000 |
| II-102 | 2220600 | CSAH 152 - Brooklyn Blvd improve safety at Welcome Ave | 212,000 | 12,000 | 273,000 | 115,000 | 2,295,000 | 0 | 0 | 0 | 2,895,000 |
| | | Federal - Other - Roads | 0 | | 0 | 0 | 1,872,000 | 0 | 0 | 0 | 1,872,000 |
| | | Mn/DOT State Aid - Flex ES | 212,000 | | 248,000 | 80,000 | 223,000 | 0 | 0 | 0 | 763,000 |
| | | Brooklyn Park | 0 | | 25,000 | 35,000 | 55,000 | 0 | 0 | 0 | 115,000 |
| | | Transfer - Metro Tax - Complete St | 0 | | 0 | 0 | 145,000 | 0 | 0 | 0 | 145,000 |
| II-104 | 2176400 | CSAH 152 - Replace Bridge #91333 over Bassett Creek | 2,850,000 | 2,692,000 | 350,000 | 0 | 0 | 0 | 0 | 0 | 3,200,000 |
| | | Bonds - GO Roads | 2,000,000 | | (2,000,000) | 0 | 0 | 0 | 0 | 0 | 0 |
| | | Mn/DOT State Aid - Regular | 850,000 | | 2,050,000 | 0 | 0 | 0 | 0 | 0 | 2,900,000 |
| | | State - Other - Roads | 0 | | 0 | 0 | 0 | 0 | 0 | 0 | 0 |
| | | Transfer - Metro Tax - Preservation | 0 | | 300,000 | 0 | 0 | 0 | 0 | 0 | 300,000 |
| II-106 | 2220200 | CSAH 152 - Reconstruct Cedar Ave fr Lake St to 24th St | 1,730,000 | 206,472 | 1,810,000 | 10,875,000 | 0 | 0 | 0 | 0 | 14,415,000 |
| | | Property Tax | 300,000 | | 0 | 0 | 0 | 0 | 0 | 0 | 300,000 |
| | | Federal - Other - Roads | 0 | | 0 | 5,536,000 | 0 | 0 | 0 | 0 | 5,536,000 |
| | | Mn/DOT State Aid - Regular | 1,010,000 | | 1,210,000 | 3,571,000 | 0 | 0 | 0 | 0 | 5,791,000 |
| | | Minneapolis | 420,000 | | 600,000 | 1,768,000 | 0 | 0 | 0 | 0 | 2,788,000 |
| II-108 | 2240700 | CSAH 152 - Reconstruct Cedar Ave fr 42nd St to Lake St | 0 | 0 | 1,940,000 | 1,720,000 | 1,640,000 | 13,420,000 | 3,300,000 | 0 | 22,020,000 |
| | | Federal - Other - Roads | 0 | | 0 | 0 | 0 | 7,000,000 | 0 | 0 | 7,000,000 |
| | | Mn/DOT State Aid - Regular | 0 | | 1,860,000 | 1,480,000 | 900,000 | 4,495,000 | 2,460,000 | 0 | 11,195,000 |
| | | Minneapolis | 0 | | 80,000 | 240,000 | 740,000 | 1,125,000 | 610,000 | 0 | 2,795,000 |
| | | Transfer - Metro Tax - Preservation | 0 | | 0 | 0 | 0 | 800,000 | 230,000 | 0 | 1,030,000 |
| II-110 | 2140800 | CSAH 153 - Reconst Lowry Ave fr Marshall St to Washington | 3,400,000 | 2,568,085 | 0 | 14,185,000 | 1,500,000 | 0 | 0 | 0 | 19,085,000 |
| | | Federal - Other - Roads | 0 | | 0 | 7,600,000 | 0 | 0 | 0 | 0 | 7,600,000 |
| | | Mn/DOT State Aid - Regular | 2,260,000 | | 0 | 5,225,000 | 1,500,000 | 0 | 0 | 0 | 8,985,000 |
| | | Minneapolis | 1,140,000 | | 0 | 1,360,000 | 0 | 0 | 0 | 0 | 2,500,000 |

CBTF Recommended: Revenues by Project

NOTE: All Total and subtotal lines precede detail

Projects shaded by Line of Business

| Pg# | Project | Revenue Category | Budget to Date | Budget Remaining | 5-Year Capital Improvement Program | | | | | Beyond 2029 | Total Project |
|--------|---------|--|----------------|------------------|------------------------------------|-----------|-----------|------------|------------|-------------|---------------|
| | | | | | 2025 Budget | 2026 | 2027 | 2028 | 2029 | | |
| II-112 | 2140900 | CSAH 153 - Reconst Lowry Ave fr Washington St NE to Johnson | 12,230,000 | (1,242,560) | 3,500,000 | 0 | 0 | 1,500,000 | 0 | 0 | 17,230,000 |
| | | Bonds - GO Roads | 2,530,000 | | 0 | 0 | 0 | 0 | 0 | 0 | 2,530,000 |
| | | Federal - Other - Roads | 7,000,000 | | 0 | 0 | 0 | 0 | 0 | 0 | 7,000,000 |
| | | Mn/DOT State Aid - Regular | 1,500,000 | | 2,500,000 | 0 | 0 | 0 | 0 | 0 | 4,000,000 |
| | | Minneapolis | 1,200,000 | | 1,000,000 | 0 | 0 | 0 | 0 | 0 | 2,200,000 |
| | | Transfer - Metro Tax - Preservation | 0 | | 0 | 0 | 0 | 1,500,000 | 0 | 0 | 1,500,000 |
| II-114 | 2141000 | CSAH 153 - Reconst Lowry/Kenzie Ter fr Johnson to St Anthony | 0 | 0 | 0 | 1,700,000 | 1,280,000 | 1,800,000 | 14,750,000 | 0 | 19,530,000 |
| | | Mn/DOT State Aid - Regular | 0 | | 0 | 1,640,000 | 1,100,000 | 1,050,000 | 11,070,000 | 0 | 14,860,000 |
| | | Minneapolis | 0 | | 0 | 25,000 | 90,000 | 370,000 | 1,245,000 | 0 | 1,730,000 |
| | | St Anthony Village | 0 | | 0 | 25,000 | 90,000 | 370,000 | 1,245,000 | 0 | 1,730,000 |
| | | Mpls Park & Rec Board | 0 | | 0 | 10,000 | 0 | 10,000 | 280,000 | 0 | 300,000 |
| | | Transfer - Metro Tax - Preservation | 0 | | 0 | 0 | 0 | 0 | 910,000 | 0 | 910,000 |
| II-116 | 2176600 | CSAH 158 - Participate in Edina's Bridge #4510 at TH 100 | 11,000,000 | 8,730,576 | 0 | 0 | 0 | 0 | 0 | 0 | 11,000,000 |
| | | Bonds - GO Roads | 3,800,000 | | 0 | 0 | 0 | 0 | 0 | 0 | 3,800,000 |
| | | Mn/DOT State Aid - Regular | 4,940,000 | | 0 | 0 | 0 | 0 | 0 | 0 | 4,940,000 |
| | | Edina | 2,260,000 | | 0 | 0 | 0 | 0 | 0 | 0 | 2,260,000 |
| II-118 | 2193300 | Metro Transit B Line – Additional Scope | 36,355,713 | 23,538,497 | (1,698,835) | 0 | 0 | 0 | 0 | 0 | 34,656,878 |
| | | Property Tax | 500,000 | | 0 | 0 | 0 | 0 | 0 | 0 | 500,000 |
| | | Wheelage Tax | 1,800,000 | | (1,698,835) | 0 | 0 | 0 | 0 | 0 | 101,165 |
| | | Federal - Other - Roads | 16,919,080 | | 0 | 0 | 0 | 0 | 0 | 0 | 16,919,080 |
| | | Mn/DOT State Aid - Regular | 7,170,207 | | 0 | 0 | 0 | 0 | 0 | 0 | 7,170,207 |
| | | State Highway Grants | 3,000,000 | | 0 | 0 | 0 | 0 | 0 | 0 | 3,000,000 |
| | | Minneapolis | 5,466,426 | | 0 | 0 | 0 | 0 | 0 | 0 | 5,466,426 |
| | | Transfer - Metro Tax - Active Transpo | 1,500,000 | | 0 | 0 | 0 | 0 | 0 | 0 | 1,500,000 |
| II-120 | 2202300 | Metro Transit E Line - Additional Scope | 6,605,000 | 6,605,000 | 1,698,835 | 0 | 0 | 0 | 0 | 0 | 8,303,835 |
| | | Wheelage Tax | 0 | | 1,698,835 | 0 | 0 | 0 | 0 | 0 | 1,698,835 |
| | | Federal - Other - Roads | 2,000,000 | | 0 | 0 | 0 | 0 | 0 | 0 | 2,000,000 |
| | | Mn/DOT State Aid - Regular | 3,119,000 | | 0 | 0 | 0 | 0 | 0 | 0 | 3,119,000 |
| | | Edina | 494,000 | | 0 | 0 | 0 | 0 | 0 | 0 | 494,000 |
| | | Minneapolis | 992,000 | | 0 | 0 | 0 | 0 | 0 | 0 | 992,000 |
| II-122 | 2221000 | Metro Transit H Line – Additional Scope | 0 | 0 | 1,260,000 | 970,000 | 540,000 | 11,600,000 | 0 | 0 | 14,370,000 |
| | | Federal - Other - Roads | 0 | | 0 | 0 | 0 | 5,500,000 | 0 | 0 | 5,500,000 |
| | | Minneapolis | 0 | | 238,000 | 214,000 | 228,000 | 1,150,000 | 0 | 0 | 1,830,000 |
| | | Metropolitan Council | 0 | | 112,000 | 84,000 | 39,000 | 535,000 | 0 | 0 | 770,000 |
| | | Transfer - Metro Tax - Active Transpo | 0 | | 910,000 | 672,000 | 273,000 | 4,415,000 | 0 | 0 | 6,270,000 |
| II-124 | 2167700 | Participate in MnDOT's TH 252 Corridors of Commerce Project | 0 | 0 | 0 | 0 | 0 | 19,560,000 | 0 | 0 | 19,560,000 |
| | | Federal - Other - Roads | 0 | | 0 | 0 | 0 | 7,000,000 | 0 | 0 | 7,000,000 |
| | | Mn/DOT State Aid - Regular | 0 | | 0 | 0 | 0 | 6,280,000 | 0 | 0 | 6,280,000 |
| | | Brooklyn Park | 0 | | 0 | 0 | 0 | 6,280,000 | 0 | 0 | 6,280,000 |

CBTF Recommended: Revenues by Project

NOTE: All Total and subtotal lines precede detail

Projects shaded by Line of Business

| Pg# | Project | Revenue Category | Budget to Date | Budget Remaining | 5-Year Capital Improvement Program | | | | | Beyond 2029 | Total Project |
|--------|---------|--|----------------|------------------|------------------------------------|-----------|------------|------------|------------|-------------|---------------|
| | | | | | 2025 Budget | 2026 | 2027 | 2028 | 2029 | | |
| II-126 | 2190100 | Participate in MnDOT's I-494 Corridors of Commerce Project | 3,700,000 | 143,327 | 0 | 0 | 0 | 0 | 0 | 0 | 3,700,000 |
| | | Bonds - GO Roads | 1,400,000 | | 0 | 0 | 0 | 0 | 0 | 0 | 1,400,000 |
| | | Mn/DOT State Aid - Regular | 2,300,000 | | 0 | 0 | 0 | 0 | 0 | 0 | 2,300,000 |
| II-128 | 2154700 | Participate in Maple G's Rush Creek Bld fr TH 610 to CSAH 30 | 4,245,000 | 4,245,000 | 0 | 0 | 0 | 0 | 0 | 0 | 4,245,000 |
| | | Bonds - GO Roads | 4,245,000 | | 0 | 0 | 0 | 0 | 0 | 0 | 4,245,000 |
| II-130 | 2210400 | Pavement Rehabilitation Program 2022-2026 | 22,250,000 | 2,847,830 | 11,075,000 | 9,150,000 | 0 | 0 | 0 | 0 | 42,475,000 |
| | | Property Tax | 50,000 | | 0 | 0 | 0 | 0 | 0 | 0 | 50,000 |
| | | Bonds - GO Roads | 22,200,000 | | 4,110,000 | 8,550,000 | 0 | 0 | 0 | 0 | 34,860,000 |
| | | Loretto | 0 | | 1,365,000 | 0 | 0 | 0 | 0 | 0 | 1,365,000 |
| | | Transfer - Metro Tax - Preservation | 0 | | 5,600,000 | 600,000 | 0 | 0 | 0 | 0 | 6,200,000 |
| II-132 | 2220900 | Pavement Rehabilitation Program 2027-2031 | 0 | 0 | 3,325,000 | 4,155,000 | 13,580,000 | 10,000,000 | 10,000,000 | 20,000,000 | 61,060,000 |
| | | Bonds - GO Roads | 0 | | 3,325,000 | 1,445,000 | 10,210,000 | 10,000,000 | 10,000,000 | 20,000,000 | 54,980,000 |
| | | Transfer - Metro Tax - Active Transpo | 0 | | 0 | 0 | 1,510,000 | 0 | 0 | 0 | 1,510,000 |
| | | Transfer - Metro Tax - Preservation | 0 | | 0 | 2,710,000 | 1,860,000 | 0 | 0 | 0 | 4,570,000 |
| II-134 | 2999961 | Maple Grove R of W Acquisition Reimbursement (CP 9635) | 307,345 | 307,345 | 40,000 | 40,000 | 40,000 | 0 | 0 | 0 | 427,345 |
| | | Property Tax | 307,345 | | 40,000 | 40,000 | 40,000 | 0 | 0 | 0 | 427,345 |
| II-136 | 2183300 | Safety and Asset Management 2019-2023 | 38,019,277 | 7,325,028 | 130,000 | 0 | 0 | 0 | 0 | 0 | 38,149,277 |
| | | Property Tax | 995,000 | | 0 | 0 | 0 | 0 | 0 | 0 | 995,000 |
| | | Wheelage Tax | 186,515 | | 0 | 0 | 0 | 0 | 0 | 0 | 186,515 |
| | | Bonds - GO Roads | 17,231,260 | | 0 | 0 | 0 | 0 | 0 | 0 | 17,231,260 |
| | | Federal - Other - Roads | 2,508,388 | | 0 | 0 | 0 | 0 | 0 | 0 | 2,508,388 |
| | | Mn/DOT State Aid - Regular | 16,007,714 | | 0 | 0 | 0 | 0 | 0 | 0 | 16,007,714 |
| | | Eden Prairie | 0 | | 65,000 | 0 | 0 | 0 | 0 | 0 | 65,000 |
| | | Golden Valley | 200,400 | | 0 | 0 | 0 | 0 | 0 | 0 | 200,400 |
| | | Minnetonka | 80,000 | | 65,000 | 0 | 0 | 0 | 0 | 0 | 145,000 |
| | | Plymouth | 350,000 | | 0 | 0 | 0 | 0 | 0 | 0 | 350,000 |
| | | Local - Other | 84,000 | | 0 | 0 | 0 | 0 | 0 | 0 | 84,000 |
| | | Other - Roads | 376,000 | | 0 | 0 | 0 | 0 | 0 | 0 | 376,000 |
| II-138 | 2183500 | Cost Participation and Partnerships 2019-2023 | 13,523,098 | 8,939,858 | 85,000 | 0 | 0 | 0 | 0 | 0 | 13,608,098 |
| | | Property Tax | 2,425,000 | | 0 | 0 | 0 | 0 | 0 | 0 | 2,425,000 |
| | | Bonds - GO Roads | 7,310,000 | | 0 | 0 | 0 | 0 | 0 | 0 | 7,310,000 |
| | | Mn/DOT State Aid - Regular | 3,225,000 | | 0 | 0 | 0 | 0 | 0 | 0 | 3,225,000 |
| | | Bloomington | 30,000 | | 0 | 0 | 0 | 0 | 0 | 0 | 30,000 |
| | | Brooklyn Park | 45,000 | | 0 | 0 | 0 | 0 | 0 | 0 | 45,000 |
| | | Corcoran | 15,000 | | 0 | 0 | 0 | 0 | 0 | 0 | 15,000 |
| | | Dayton | 30,000 | | 0 | 0 | 0 | 0 | 0 | 0 | 30,000 |
| | | Edina | 30,000 | | 0 | 0 | 0 | 0 | 0 | 0 | 30,000 |
| | | Medina | 15,000 | | 0 | 0 | 0 | 0 | 0 | 0 | 15,000 |
| | | Minnetonka | 60,000 | | 0 | 0 | 0 | 0 | 0 | 0 | 60,000 |

CBTF Recommended: Revenues by Project

NOTE: All Total and subtotal lines precede detail

Projects shaded by Line of Business

| Pg# | Project | Revenue Category | Budget to Date | Budget Remaining | 5-Year Capital Improvement Program | | | | | Beyond 2029 | Total Project |
|--------|---------|---|----------------------|--------------------|------------------------------------|--------------------|-------------------|------------|----------|-------------|----------------------|
| | | | | | 2025 Budget | 2026 | 2027 | 2028 | 2029 | | |
| | | Mound | 132,500 | | 42,500 | 0 | 0 | 0 | 0 | 0 | 175,000 |
| | | New Hope | 52,500 | | 0 | 0 | 0 | 0 | 0 | 0 | 52,500 |
| | | Plymouth | 20,598 | | 0 | 0 | 0 | 0 | 0 | 0 | 20,598 |
| | | Three Rivers Park Dist | 132,500 | | 42,500 | 0 | 0 | 0 | 0 | 0 | 175,000 |
| II-140 | 2201000 | Safety and Asset Management 2024-2028 | 13,220,000 | 8,717,439 | 11,420,000 | 10,475,000 | 10,475,000 | 10,475,000 | 0 | 0 | 56,065,000 |
| | | Wheelage Tax | 2,170,000 | | 0 | 0 | 0 | 0 | 0 | 0 | 2,170,000 |
| | | Bonds - GO Roads | 1,800,000 | | 0 | 0 | 0 | 0 | 0 | 0 | 1,800,000 |
| | | Mn/DOT State Aid - Regular | 9,250,000 | | 4,545,000 | 3,800,000 | 3,800,000 | 3,800,000 | 0 | 0 | 25,195,000 |
| | | Transfer - Metro Tax - Active Transpo | 0 | | 6,375,000 | 6,175,000 | 6,175,000 | 6,175,000 | 0 | 0 | 24,900,000 |
| | | Transfer - Metro Tax - Preservation | 0 | | 500,000 | 500,000 | 500,000 | 500,000 | 0 | 0 | 2,000,000 |
| II-142 | 2201100 | Cost Participation and Partnerships 2024-2028 | 3,750,000 | 3,710,467 | 5,025,000 | 4,000,000 | 4,000,000 | 4,000,000 | 0 | 0 | 20,775,000 |
| | | Property Tax | 800,000 | | 425,000 | 2,000,000 | 2,000,000 | 2,000,000 | 0 | 0 | 7,225,000 |
| | | Wheelage Tax | 0 | | 0 | 2,000,000 | 2,000,000 | 2,000,000 | 0 | 0 | 6,000,000 |
| | | Bonds - GO Roads | 2,950,000 | | 3,100,000 | 0 | 0 | 0 | 0 | 0 | 6,050,000 |
| | | Other - Roads | 0 | | 1,500,000 | 0 | 0 | 0 | 0 | 0 | 1,500,000 |
| II-144 | 2201200 | Project Delivery 2024-2028 | 1,053,000 | 1,053,000 | 2,685,000 | 2,670,000 | 2,670,000 | 2,670,000 | 0 | 0 | 11,748,000 |
| | | Property Tax | 50,000 | | 15,000 | 0 | 0 | 0 | 0 | 0 | 65,000 |
| | | Wheelage Tax | 503,000 | | 2,170,000 | 2,170,000 | 2,170,000 | 2,170,000 | 0 | 0 | 9,183,000 |
| | | Mn/DOT State Aid - Regular | 500,000 | | 500,000 | 500,000 | 500,000 | 500,000 | 0 | 0 | 2,500,000 |
| II-146 | 2241000 | Safety and Asset Management 2029-2033 | 0 | 0 | 0 | 0 | 0 | 10,475,000 | | 41,900,000 | 52,375,000 |
| | | Mn/DOT State Aid - Regular | 0 | | 0 | 0 | 0 | 3,800,000 | | 15,200,000 | 19,000,000 |
| | | Transfer - Metro Tax - Active Transpo | 0 | | 0 | 0 | 0 | 6,175,000 | | 24,700,000 | 30,875,000 |
| | | Transfer - Metro Tax - Preservation | 0 | | 0 | 0 | 0 | 500,000 | | 2,000,000 | 2,500,000 |
| II-148 | 2241100 | Cost Participation and Partnerships 2029-2033 | 0 | 0 | 0 | 0 | 0 | 4,000,000 | | 16,000,000 | 20,000,000 |
| | | Property Tax | 0 | | 0 | 0 | 0 | 2,000,000 | | 8,000,000 | 10,000,000 |
| | | Wheelage Tax | 0 | | 0 | 0 | 0 | 2,000,000 | | 8,000,000 | 10,000,000 |
| II-150 | 2241200 | Project Delivery 2029-2033 | 0 | 0 | 0 | 0 | 0 | 2,670,000 | | 10,680,000 | 13,350,000 |
| | | Wheelage Tax | 0 | | 0 | 0 | 0 | 2,170,000 | | 8,680,000 | 10,850,000 |
| | | Mn/DOT State Aid - Regular | 0 | | 0 | 0 | 0 | 500,000 | | 2,000,000 | 2,500,000 |
| | | Transportation Facilities | 0 | 0 | 750,000 | 25,115,000 | 0 | 0 | 0 | 0 | 25,865,000 |
| II-152 | 1010115 | Public Works Facility Garage Expansion | 0 | 0 | 750,000 | 25,115,000 | 0 | 0 | 0 | 0 | 25,865,000 |
| | | Bonds - GO | 0 | | 750,000 | 25,115,000 | 0 | 0 | 0 | 0 | 25,865,000 |
| | | Transit & Mobility | 1,168,892,368 | 353,365,147 | 190,047,888 | 200,000,000 | 54,100,000 | 0 | 0 | 0 | 1,613,040,256 |
| II-154 | 1005876 | METRO Green Line Extension Light Rail Transit | 992,892,368 | 201,431,065 | 90,047,888 | 0 | 0 | 0 | 0 | 0 | 1,082,940,256 |
| | | Bonds - G.O. Sales Tax | 450,000,000 | | 0 | 0 | 0 | 0 | 0 | 0 | 450,000,000 |
| | | Transfer - HC Transpo Sales Tax | 542,892,368 | | 90,047,888 | 0 | 0 | 0 | 0 | 0 | 632,940,256 |
| II-156 | 1005877 | METRO Blue Line Extension Light Rail Transit | 176,000,000 | 151,934,082 | 100,000,000 | 200,000,000 | 54,100,000 | 0 | 0 | 0 | 530,100,000 |
| | | Bonds - G.O. Sales Tax | 63,000,000 | | 0 | 60,000,000 | 0 | 0 | 0 | 0 | 123,000,000 |
| | | Transfer - HC Transpo Sales Tax | 113,000,000 | | 100,000,000 | 140,000,000 | 54,100,000 | 0 | 0 | 0 | 407,100,000 |

CBTF Recommended: Revenues by Project

NOTE: All Total and subtotal lines precede detail

Projects shaded by Line of Business

| Pg# | Project | Revenue Category | Budget to Date | Budget Remaining | 5-Year Capital Improvement Program | | | | | Beyond 2029 | Total Project |
|---------------------------------|---------|--|-------------------|-------------------|------------------------------------|-------------------|--------------------|-------------------|------------------|-------------|--------------------|
| | | | | | 2025 Budget | 2026 | 2027 | 2028 | 2029 | | |
| Environment & Energy | | | 32,460,000 | 16,071,703 | 48,267,000 | 27,002,000 | 103,644,000 | 29,969,000 | 8,289,000 | 0 | 249,631,000 |
| II-158 | 1010846 | Reuse and Recycling Recovery Facility | 5,000,000 | 4,873,471 | 40,165,000 | 16,265,000 | 95,000,000 | 21,570,000 | 0 | 0 | 178,000,000 |
| | | Bonds - GO Enterprise | | 0 | 14,165,000 | 16,265,000 | 95,000,000 | 21,570,000 | 0 | 0 | 147,000,000 |
| | | State - Other | | 0 | 26,000,000 | 0 | 0 | 0 | 0 | 0 | 26,000,000 |
| | | Enterprise Income | 5,000,000 | | 0 | 0 | 0 | 0 | 0 | 0 | 5,000,000 |
| II-160 | 1006390 | HERC Facility Preservation & Improvement 2021-2025 | 23,000,000 | 7,437,649 | 6,000,000 | 0 | 0 | 0 | 0 | 0 | 29,000,000 |
| | | Bonds - GO Enterprise | 5,000,000 | | 0 | 0 | 0 | 0 | 0 | 0 | 5,000,000 |
| | | Enterprise Income | 18,000,000 | | 6,000,000 | 0 | 0 | 0 | 0 | 0 | 24,000,000 |
| II-162 | 1010095 | HERC Facility Preservation & Improvement 2026-2030 | 0 | 0 | 0 | 6,000,000 | 6,000,000 | 6,000,000 | 6,000,000 | 0 | 24,000,000 |
| | | Enterprise Income | 0 | | 0 | 6,000,000 | 6,000,000 | 6,000,000 | 6,000,000 | 0 | 24,000,000 |
| II-164 | 1006391 | Energy Center Improvements 2021-2025 | 1,000,000 | 1,000,000 | 0 | 0 | 0 | 0 | 0 | 0 | 1,000,000 |
| | | Bonds - GO Enterprise | 1,000,000 | | 0 | 0 | 0 | 0 | 0 | 0 | 1,000,000 |
| II-166 | 1010096 | Energy Center Improvements 2026-2030 | 0 | 0 | 0 | 1,000,000 | 1,000,000 | 1,000,000 | 1,000,000 | 0 | 4,000,000 |
| | | Bonds - GO Enterprise | 0 | | 0 | 1,000,000 | 1,000,000 | 1,000,000 | 1,000,000 | 0 | 4,000,000 |
| II-168 | 1006392 | Transfer Station Facility Preservation 2021-2025 | 2,850,000 | 2,471,205 | 1,000,000 | 0 | 0 | 0 | 0 | 0 | 3,850,000 |
| | | Enterprise Income | 2,850,000 | | 1,000,000 | 0 | 0 | 0 | 0 | 0 | 3,850,000 |
| II-170 | 1010097 | Transfer Station Facility Preservation 2026-2030 | 0 | 0 | 0 | 1,000,000 | 1,200,000 | 1,200,000 | 800,000 | 0 | 4,200,000 |
| | | Enterprise Income | 0 | | 0 | 1,000,000 | 1,200,000 | 1,200,000 | 800,000 | 0 | 4,200,000 |
| II-172 | 1010122 | Lake Minnetonka North Arm Public Access | 500,000 | 179,378 | 1,000,000 | 2,000,000 | 0 | 0 | 0 | 0 | 3,500,000 |
| | | Bonds - GO | 500,000 | | 1,000,000 | 2,000,000 | 0 | 0 | 0 | 0 | 3,500,000 |
| II-174 | 1010123 | Glen Lake Wetlands Improvements | 110,000 | 110,000 | 102,000 | 737,000 | 444,000 | 199,000 | 489,000 | 0 | 2,081,000 |
| | | Property Tax | 0 | | 102,000 | 737,000 | 444,000 | 199,000 | 489,000 | 0 | 1,971,000 |
| | | Enterprise Income | 110,000 | | 0 | 0 | 0 | 0 | 0 | 0 | 110,000 |

CBTF Recommended: Revenues by Project

NOTE: All Total and subtotal lines precede detail

Projects shaded by Line of Business

| Pg# | Project | Revenue Category | Budget to Date | Budget Remaining | 5-Year Capital Improvement Program | | | | | Beyond 2029 | Total Project |
|---|---------|--|-------------------|-------------------|------------------------------------|-------------------|-------------------|------------------|------------------|-------------|--------------------|
| | | | | | 2025 Budget | 2026 | 2027 | 2028 | 2029 | | |
| LAW, SAFETY & JUSTICE | | | 56,305,000 | 28,588,727 | 19,595,000 | 31,475,000 | 26,025,000 | 3,350,000 | 3,350,000 | 0 | 140,100,000 |
| District Court | | | 6,615,000 | 5,785,821 | 1,130,000 | 3,485,000 | 12,990,000 | 850,000 | 850,000 | 0 | 25,920,000 |
| III-6 | 1008036 | District Court Psychological Services Expansion | 3,370,000 | 3,195,313 | 1,130,000 | 0 | 0 | 0 | 0 | 0 | 4,500,000 |
| | | Bonds - GO | 3,370,000 | | 1,130,000 | 0 | 0 | 0 | 0 | 0 | 4,500,000 |
| III-8 | 1003244 | JJC Hearing Room Modifications | 1,385,000 | 853,130 | 0 | 0 | 0 | 0 | 0 | 0 | 1,385,000 |
| | | Bonds - GO | 1,385,000 | | 0 | 0 | 0 | 0 | 0 | 0 | 1,385,000 |
| III-10 | 1008035 | Courtroom Communications System Refurbishment 2021-2025 | 1,860,000 | 1,737,378 | 0 | 0 | 0 | 0 | 0 | 0 | 1,860,000 |
| | | Bonds - GO | 1,860,000 | | 0 | 0 | 0 | 0 | 0 | 0 | 1,860,000 |
| III-12 | 1010098 | Courtroom Communications System Refurbishment 2026-2030 | 0 | 0 | 0 | 850,000 | 1,650,000 | 850,000 | 850,000 | 0 | 4,200,000 |
| | | Bonds - GO | 0 | 0 | 0 | 850,000 | 1,650,000 | 850,000 | 850,000 | 0 | 4,200,000 |
| III-14 | 1008037 | Government Center C-8 Remodeling | 0 | 0 | 0 | 800,000 | 9,500,000 | 0 | 0 | 0 | 10,300,000 |
| | | Bonds - GO | 0 | 0 | 0 | 800,000 | 9,500,000 | 0 | 0 | 0 | 10,300,000 |
| III-16 | 1010116 | Juvenile Justice Center Courtroom 311 Remodel | 0 | 0 | 0 | 975,000 | 0 | 0 | 0 | 0 | 975,000 |
| | | Bonds - GO | 0 | 0 | 0 | 975,000 | 0 | 0 | 0 | 0 | 975,000 |
| III-18 | 1010197 | District Court PSF Administrative Area Remodeling | 0 | 0 | 0 | 650,000 | 0 | 0 | 0 | 0 | 650,000 |
| | | Bonds - GO | 0 | 0 | 0 | 650,000 | 0 | 0 | 0 | 0 | 650,000 |
| III-20 | 1010904 | Government Center C-3 Housing Court Admin Modifications | 0 | 0 | 0 | 85,000 | 565,000 | 0 | 0 | 0 | 650,000 |
| | | Bonds - GO | 0 | 0 | 0 | 85,000 | 565,000 | 0 | 0 | 0 | 650,000 |
| III-22 | 1010903 | Government Center Courtroom 556 Remodeling | 0 | 0 | 0 | 125,000 | 1,275,000 | 0 | 0 | 0 | 1,400,000 |
| | | Bonds - GO | 0 | 0 | 0 | 125,000 | 1,275,000 | 0 | 0 | 0 | 1,400,000 |
| Community Corrections & Rehabilitation | | | 42,815,000 | 16,173,057 | 11,215,000 | 20,990,000 | 12,305,000 | 2,500,000 | 2,500,000 | 0 | 92,325,000 |
| III-24 | 1009342 | DOCCR Government Center A-8 & A-11 Remodeling | 220,000 | 220,000 | 345,000 | 8,435,000 | 0 | 0 | 0 | 0 | 9,000,000 |
| | | Bonds - GO | 220,000 | | 345,000 | 8,435,000 | 0 | 0 | 0 | 0 | 9,000,000 |
| III-26 | 1008038 | ACF Men's Visitation/Education & Staff Training Remodeling | 1,525,000 | 1,339,339 | 5,000,000 | 7,375,000 | 0 | 0 | 0 | 0 | 13,900,000 |
| | | Property Tax | 100,000 | | 0 | 0 | 0 | 0 | 0 | 0 | 100,000 |
| | | Bonds - GO | 1,425,000 | | 5,000,000 | 7,375,000 | 0 | 0 | 0 | 0 | 13,800,000 |
| III-28 | 1005168 | ACF Program Services Remodel | 100,000 | 100,000 | 0 | 630,000 | 7,340,000 | 0 | 0 | 0 | 8,070,000 |
| | | Property Tax | 100,000 | | 0 | 0 | 0 | 0 | 0 | 0 | 100,000 |
| | | Bonds - GO | 0 | | 0 | 630,000 | 7,340,000 | 0 | 0 | 0 | 7,970,000 |
| III-30 | 1006380 | DOCCR ACF Facility Preservation 2019-2025 | 40,030,000 | 13,627,218 | 4,260,000 | 0 | 0 | 0 | 0 | 0 | 44,290,000 |
| | | Bonds - GO | 40,030,000 | | 4,260,000 | 0 | 0 | 0 | 0 | 0 | 44,290,000 |
| III-32 | 1010183 | DOCCR ACF Facility Preservation 2026-2030 | 0 | 0 | 0 | 2,500,000 | 2,500,000 | 2,500,000 | 2,500,000 | 0 | 10,000,000 |
| | | Bonds - GO | 0 | | 0 | 2,500,000 | 2,500,000 | 2,500,000 | 2,500,000 | 0 | 10,000,000 |
| III-34 | 1010185 | JDC Facility Modifications & Improvements | 940,000 | 886,500 | 710,000 | 1,050,000 | 0 | 0 | 0 | 0 | 2,700,000 |
| | | Bonds - GO | 940,000 | | 710,000 | 1,050,000 | 0 | 0 | 0 | 0 | 2,700,000 |
| III-36 | 1010905 | DOCCR Equipment & Infrastructure Replacement | 0 | 0 | 900,000 | 0 | 0 | 0 | 0 | 0 | 900,000 |
| | | Bonds - GO | 0 | | 900,000 | 0 | 0 | 0 | 0 | 0 | 900,000 |
| III-38 | 1010907 | DOCCR Zones of Security Remodeling | 0 | 0 | 0 | 1,000,000 | 2,465,000 | 0 | 0 | 0 | 3,465,000 |
| | | Bonds - GO | 0 | | 0 | 1,000,000 | 2,465,000 | 0 | 0 | 0 | 3,465,000 |

CBTF Recommended: Revenues by Project

NOTE: All Total and subtotal lines precede detail

Projects shaded by Line of Business

| Pg# | Project | Revenue Category | Budget to Date | Budget Remaining | 5-Year Capital Improvement Program | | | | | Beyond 2029 | Total Project |
|--------|-----------------------|--|--------------------|--------------------|------------------------------------|-------------------|-------------------|-------------------|-------------------|------------------|--------------------|
| | | | | | 2025 Budget | 2026 | 2027 | 2028 | 2029 | | |
| | Sheriff | | 6,875,000 | 6,629,850 | 7,250,000 | 7,000,000 | 730,000 | 0 | 0 | 0 | 21,855,000 |
| III-40 | 1011011 | Sheriff's City Hall Admin Space Office Study | 0 | 0 | 100,000 | 0 | 0 | 0 | 0 | 0 | 100,000 |
| | | Other | 0 | | 100,000 | 0 | 0 | 0 | 0 | 0 | 100,000 |
| III-42 | 1011014 | Sheriff's City Hall Locker Room Improvements | 0 | 0 | 200,000 | 1,050,000 | 0 | 0 | 0 | 0 | 1,250,000 |
| | | Bonds - GO | 0 | | 200,000 | 1,050,000 | 0 | 0 | 0 | 0 | 1,250,000 |
| III-44 | 1010179 | City Hall Jail Medical Unit Expansion | 2,500,000 | 2,369,000 | 900,000 | 0 | 0 | 0 | 0 | 0 | 3,400,000 |
| | | Bonds - GO | 2,500,000 | | 900,000 | 0 | 0 | 0 | 0 | 0 | 3,400,000 |
| III-46 | 1010180 | Public Safety Facility Equipment Replacement | 2,735,000 | 2,675,000 | 1,000,000 | 2,265,000 | 0 | 0 | 0 | 0 | 6,000,000 |
| | | Bonds - GO | 2,735,000 | | 1,000,000 | 2,265,000 | 0 | 0 | 0 | 0 | 6,000,000 |
| III-48 | 1010178 | City Hall Jail Finish & Furniture Upgrades | 945,000 | 945,000 | 2,530,000 | 1,985,000 | 730,000 | 0 | 0 | 0 | 6,190,000 |
| | | Bonds - GO | 945,000 | | 2,530,000 | 1,985,000 | 730,000 | 0 | 0 | 0 | 6,190,000 |
| III-50 | 1011012 | Forensics Lab Evidence Intake/Release Office Reconfiguration | 0 | 0 | 500,000 | 0 | 0 | 0 | 0 | 0 | 500,000 |
| | | Bonds - GO | 0 | | 500,000 | 0 | 0 | 0 | 0 | 0 | 500,000 |
| III-52 | 1010182 | Forensics Lab DNA & Firearms Equipment & Space Improvements | 440,000 | 385,850 | 1,245,000 | 0 | 0 | 0 | 0 | 0 | 1,685,000 |
| | | Bonds - GO | 440,000 | | 1,245,000 | 0 | 0 | 0 | 0 | 0 | 1,685,000 |
| III-54 | 1010181 | Forensics Lab Property Room Expansion | 255,000 | 255,000 | 775,000 | 0 | 0 | 0 | 0 | 0 | 1,030,000 |
| | | Bonds - GO | 255,000 | | 775,000 | 0 | 0 | 0 | 0 | 0 | 1,030,000 |
| III-56 | 1009343 | Public Safety Services Division HQ Radio Tower Isolation | 0 | 0 | 0 | 1,700,000 | 0 | 0 | 0 | 0 | 1,700,000 |
| | | Bonds - GO | 0 | | 0 | 1,700,000 | 0 | 0 | 0 | 0 | 1,700,000 |
| | HEALTH | | 173,500,000 | 119,185,317 | 68,000,000 | 52,000,000 | 43,000,000 | 15,000,000 | 12,000,000 | 8,000,000 | 371,500,000 |
| | Medical Center | | 173,500,000 | 119,185,317 | 68,000,000 | 52,000,000 | 43,000,000 | 15,000,000 | 12,000,000 | 8,000,000 | 371,500,000 |
| IV-4 | 1007546 | HHS Asset Preservation 2021-2025 | 68,500,000 | 17,040,317 | 25,000,000 | 0 | 0 | 0 | 0 | 0 | 93,500,000 |
| | | Bonds - GO | 68,500,000 | | 25,000,000 | 0 | 0 | 0 | 0 | 0 | 93,500,000 |
| IV-6 | 1010121 | HHS Asset Preservation 2026-2030 | 0 | 0 | 0 | 20,000,000 | 18,000,000 | 15,000,000 | 12,000,000 | 8,000,000 | 73,000,000 |
| | | Bonds - GO | 0 | | 0 | 20,000,000 | 18,000,000 | 15,000,000 | 12,000,000 | 8,000,000 | 73,000,000 |
| IV-8 | 1010889 | Hennepin Healthcare Space Improvements | 15,000,000 | 14,750,000 | 20,000,000 | 0 | 0 | 0 | 0 | 0 | 35,000,000 |
| | | Bonds - GO | 15,000,000 | | 20,000,000 | 0 | 0 | 0 | 0 | 0 | 35,000,000 |
| IV-10 | 1010908 | HHS Parking Ramp Replacement | 70,000,000 | 69,895,000 | 0 | 25,000,000 | 25,000,000 | 0 | 0 | 0 | 120,000,000 |
| | | Bonds - GO | 54,000,000 | | 0 | 25,000,000 | 25,000,000 | 0 | 0 | 0 | 104,000,000 |
| | | Transfer | 16,000,000 | | 0 | 0 | 0 | 0 | 0 | 0 | 16,000,000 |
| IV-12 | 1009702 | HHS New In-patient Bed Tower | 20,000,000 | 17,500,000 | 8,000,000 | 7,000,000 | 0 | 0 | 0 | 0 | 35,000,000 |
| | | Bonds - GO | 10,000,000 | | 8,000,000 | 7,000,000 | 0 | 0 | 0 | 0 | 25,000,000 |
| | | Enterprise Income | 10,000,000 | | 0 | 0 | 0 | 0 | 0 | 0 | 10,000,000 |
| IV-14 | 1011346 | HC/HHS Behavioral Health Care Facility | 0 | 0 | 15,000,000 | 0 | 0 | 0 | 0 | 0 | 15,000,000 |
| | | Bonds - GO | 0 | | 15,000,000 | 0 | 0 | 0 | 0 | 0 | 15,000,000 |

CBTF Recommended: Revenues by Project

NOTE: All Total and subtotal lines precede detail

Projects shaded by Line of Business

| Pg# | Project | Revenue Category | Budget to Date | Budget Remaining | 5-Year Capital Improvement Program | | | | | Beyond 2029 | Total Project |
|--------------------------------|---------|---|-------------------|-------------------|------------------------------------|-------------------|-------------------|-------------------|-------------------|------------------|--------------------|
| | | | | | 2025 Budget | 2026 | 2027 | 2028 | 2029 | | |
| HUMAN SERVICES | | | 17,000,000 | 1,143,082 | 0 | 2,000,000 | 1,000,000 | 0 | 0 | 0 | 20,000,000 |
| Human Services & Public Health | | | 17,000,000 | 1,143,082 | 0 | 2,000,000 | 1,000,000 | 0 | 0 | 0 | 20,000,000 |
| V-4 | 1009347 | Human Services Centers Space Efficiency Modifications | 2,000,000 | 1,143,082 | 0 | 2,000,000 | 1,000,000 | 0 | 0 | 0 | 5,000,000 |
| | | Bonds - GO | 2,000,000 | | 0 | 2,000,000 | 1,000,000 | 0 | 0 | 0 | 5,000,000 |
| V-6 | 1010890 | Youth Behavioral Health Crisis Stabilization Center | 15,000,000 | 0 | 0 | 0 | 0 | 0 | 0 | 0 | 15,000,000 |
| | | Bonds - GO | 15,000,000 | | 0 | 0 | 0 | 0 | 0 | 0 | 15,000,000 |
| RESIDENT SERVICES | | | 50,470,000 | 31,529,200 | 47,340,000 | 63,675,000 | 56,220,000 | 15,810,000 | 14,250,000 | 1,875,000 | 249,640,000 |
| Library | | | 50,470,000 | 31,529,200 | 47,340,000 | 63,675,000 | 56,220,000 | 15,810,000 | 14,250,000 | 1,875,000 | 249,640,000 |
| VI-4 | 1004468 | New Westonka Library | 12,140,000 | 9,861,591 | 5,360,000 | 0 | 0 | 0 | 0 | 0 | 17,500,000 |
| | | Property Tax | 200,000 | | 0 | 0 | 0 | 0 | 0 | 0 | 200,000 |
| | | Bonds - GO | 11,940,000 | | 5,360,000 | 0 | 0 | 0 | 0 | 0 | 17,300,000 |
| VI-6 | 1005259 | New Southdale Library | 12,900,000 | 4,161,477 | 37,000,000 | 48,000,000 | 8,900,000 | 0 | 0 | 0 | 106,800,000 |
| | | Property Tax | 200,000 | | 0 | 0 | 0 | 0 | 0 | 0 | 200,000 |
| | | Bonds - GO | 12,700,000 | | 37,000,000 | 48,000,000 | 8,900,000 | 0 | 0 | 0 | 106,600,000 |
| VI-8 | 1001788 | Brookdale Library Remodeling & Facility Preservation | 1,175,000 | 835,038 | 0 | 8,525,000 | 33,800,000 | 0 | 0 | 0 | 43,500,000 |
| | | Bonds - GO | 1,175,000 | | 0 | 8,525,000 | 33,800,000 | 0 | 0 | 0 | 43,500,000 |
| VI-10 | 1005181 | Penn Lake Library Refurbishment | 6,770,000 | 6,654,965 | 1,730,000 | 0 | 0 | 0 | 0 | 0 | 8,500,000 |
| | | Bonds - GO | 6,770,000 | | 1,730,000 | 0 | 0 | 0 | 0 | 0 | 8,500,000 |
| VI-12 | 1009348 | Library Facility Modifications 2021-2025 | 2,250,000 | 1,321,516 | 750,000 | 0 | 0 | 0 | 0 | 0 | 3,000,000 |
| | | Bonds - GO | 2,250,000 | | 750,000 | 0 | 0 | 0 | 0 | 0 | 3,000,000 |
| VI-14 | 1010100 | Library Facility Modifications 2026-2030 | 0 | 0 | 0 | 750,000 | 750,000 | 750,000 | 750,000 | 0 | 3,000,000 |
| | | Bonds - GO | 0 | | 0 | 750,000 | 750,000 | 750,000 | 750,000 | 0 | 3,000,000 |
| VI-16 | 1004469 | East Lake Library Refurbishment | 335,000 | 335,000 | 0 | 0 | 0 | 1,565,000 | 8,000,000 | 1,875,000 | 11,775,000 |
| | | Bonds - GO | 335,000 | | 0 | 0 | 0 | 1,565,000 | 8,000,000 | 1,875,000 | 11,775,000 |
| VI-18 | 1004464 | Linden Hills Library Refurbishment | 0 | 0 | 0 | 730,000 | 6,140,000 | 710,000 | 0 | 0 | 7,580,000 |
| | | Bonds - GO | 0 | | 0 | 730,000 | 6,140,000 | 710,000 | 0 | 0 | 7,580,000 |
| VI-20 | 1010911 | Washburn Library Refurbishment | 0 | 0 | 0 | 170,000 | 1,130,000 | 7,285,000 | 0 | 0 | 8,585,000 |
| | | Bonds - GO | 0 | | 0 | 170,000 | 1,130,000 | 7,285,000 | 0 | 0 | 8,585,000 |
| VI-22 | 1010912 | Library Equipment Replacement 2025-2030 | 0 | 0 | 500,000 | 500,000 | 500,000 | 500,000 | 500,000 | 0 | 2,500,000 |
| | | Bonds - GO | 0 | | 500,000 | 500,000 | 500,000 | 500,000 | 500,000 | 0 | 2,500,000 |
| VI-24 | 1006394 | Library Facility Preservation 2021-2025 | 14,900,000 | 8,359,613 | 2,000,000 | 0 | 0 | 0 | 0 | 0 | 16,900,000 |
| | | Bonds - GO | 14,900,000 | | 2,000,000 | 0 | 0 | 0 | 0 | 0 | 16,900,000 |
| VI-26 | 1010099 | Library Facility Preservation 2026-2030 | 0 | 0 | 0 | 5,000,000 | 5,000,000 | 5,000,000 | 5,000,000 | 0 | 20,000,000 |
| | | Bonds - GO | 0 | | 0 | 5,000,000 | 5,000,000 | 5,000,000 | 5,000,000 | 0 | 20,000,000 |

CBTF Recommended: Revenues by Project

NOTE: All Total and subtotal lines precede detail

Projects shaded by Line of Business

| | | | | 5-Year Capital Improvement Program | | | | | | | |
|---|---------|---|--------------------|------------------------------------|-------------------|-------------------|-------------------|-------------------|-------------------|-------------|--------------------|
| Pg# | Project | Revenue Category | Budget to Date | Budget Remaining | 2025 Budget | 2026 | 2027 | 2028 | 2029 | Beyond 2029 | Total Project |
| OPERATIONS | | | 185,596,494 | 62,623,335 | 70,205,000 | 69,232,500 | 31,940,000 | 24,350,000 | 20,200,000 | 0 | 401,523,994 |
| Information Technology | | | 7,500,000 | 2,615,993 | 1,500,000 | 1,500,000 | 1,500,000 | 1,250,000 | 1,250,000 | 0 | 14,500,000 |
| VII-6 | 1006393 | IT Community Connectivity 2021-2025 | 7,500,000 | 2,615,993 | 1,500,000 | 0 | 0 | 0 | 0 | 0 | 9,000,000 |
| | | Bonds - GO | 3,500,000 | | 1,500,000 | 0 | 0 | 0 | 0 | 0 | 5,000,000 |
| | | Federal - Other | 4,000,000 | | 0 | 0 | 0 | 0 | 0 | 0 | 4,000,000 |
| VII-8 | 1010101 | IT Community Connectivity 2026-2030 | 0 | 0 | 0 | 1,500,000 | 1,500,000 | 1,250,000 | 1,250,000 | 0 | 5,500,000 |
| | | Bonds - GO | 0 | 0 | 0 | 1,500,000 | 1,500,000 | 1,250,000 | 1,250,000 | 0 | 5,500,000 |
| Housing & Economic Development | | | 21,304,994 | 8,361,911 | 0 | 4,800,000 | 2,600,000 | 2,400,000 | 0 | 0 | 31,104,994 |
| VII-10 | 1002318 | METRO Blue Line Extension LRT Community Works | 5,721,886 | 3,504,333 | 0 | 4,800,000 | 2,600,000 | 2,400,000 | 0 | 0 | 15,521,886 |
| | | Property Tax | 2,021,886 | | 0 | 1,800,000 | 0 | 0 | 0 | 0 | 3,821,886 |
| | | Bonds - GO | 3,100,000 | | 0 | 3,000,000 | 2,600,000 | 2,400,000 | 0 | 0 | 11,100,000 |
| | | Other | 600,000 | | 0 | 0 | 0 | 0 | 0 | 0 | 600,000 |
| VII-12 | 0031805 | METRO Green Line Extension LRT Community Works | 12,846,994 | 3,699,817 | 0 | 0 | 0 | 0 | 0 | 0 | 12,846,994 |
| | | Bonds - GO | 9,250,000 | | 0 | 0 | 0 | 0 | 0 | 0 | 9,250,000 |
| | | Federal - Other | 825,000 | | 0 | 0 | 0 | 0 | 0 | 0 | 825,000 |
| | | Other | 2,771,994 | | 0 | 0 | 0 | 0 | 0 | 0 | 2,771,994 |
| VII-14 | 1001560 | Penn Avenue Community Works | 2,736,114 | 1,157,762 | 0 | 0 | 0 | 0 | 0 | 0 | 2,736,114 |
| | | Property Tax | 1,516,114 | | 0 | 0 | 0 | 0 | 0 | 0 | 1,516,114 |
| | | Bonds - GO | 300,000 | | 0 | 0 | 0 | 0 | 0 | 0 | 300,000 |
| | | State - Other | 600,000 | | 0 | 0 | 0 | 0 | 0 | 0 | 600,000 |
| | | Other | 320,000 | | 0 | 0 | 0 | 0 | 0 | 0 | 320,000 |
| Facility Services | | | 152,955,000 | 50,985,444 | 66,680,000 | 57,595,000 | 24,465,000 | 20,700,000 | 18,950,000 | 0 | 341,345,000 |
| VII-16 | 1006395 | Environmental Health & Safety 2021 - 2025 | 2,200,000 | 199,317 | 1,400,000 | 0 | 0 | 0 | 0 | 0 | 3,600,000 |
| | | Property Tax | 1,350,000 | | 300,000 | 0 | 0 | 0 | 0 | 0 | 1,650,000 |
| | | Bonds - GO | 850,000 | | 1,100,000 | 0 | 0 | 0 | 0 | 0 | 1,950,000 |
| VII-18 | 1010102 | Environmental Health & Safety 2026 - 2030 | 0 | 0 | 0 | 1,400,000 | 1,400,000 | 600,000 | 600,000 | 0 | 4,000,000 |
| | | Property Tax | 0 | | 0 | 300,000 | 300,000 | 300,000 | 300,000 | 0 | 1,200,000 |
| | | Bonds - GO | 0 | | 0 | 1,100,000 | 1,100,000 | 300,000 | 300,000 | 0 | 2,800,000 |
| VII-20 | 1010103 | Facility Climate Action & Energy Conservation 2025-2030 | 0 | 0 | 5,000,000 | 5,000,000 | 5,000,000 | 5,000,000 | 5,000,000 | 0 | 25,000,000 |
| | | Bonds - GO | 0 | | 5,000,000 | 5,000,000 | 5,000,000 | 5,000,000 | 5,000,000 | 0 | 25,000,000 |
| VII-22 | 1000874 | Government Center Infrastructure Preservation | 44,500,000 | 4,675,261 | 15,000,000 | 0 | 0 | 0 | 0 | 0 | 59,500,000 |
| | | Bonds - GO | 44,500,000 | | 15,000,000 | 0 | 0 | 0 | 0 | 0 | 59,500,000 |
| VII-24 | 1006398 | Building Automation System Upgrades 2021-2025 | 5,500,000 | 3,275,302 | 1,500,000 | 0 | 0 | 0 | 0 | 0 | 7,000,000 |
| | | Bonds - GO | 5,500,000 | | 1,500,000 | 0 | 0 | 0 | 0 | 0 | 7,000,000 |
| VII-26 | 1010104 | Building Automation System Upgrades 2026-2030 | 0 | 0 | 0 | 1,500,000 | 1,500,000 | 1,500,000 | 1,500,000 | 0 | 6,000,000 |
| | | Bonds - GO | 0 | | 0 | 1,500,000 | 1,500,000 | 1,500,000 | 1,500,000 | 0 | 6,000,000 |
| VII-28 | 1006397 | Facility Preservation 2021-2025 | 18,000,000 | 11,162,096 | 2,000,000 | 0 | 0 | 0 | 0 | 0 | 20,000,000 |
| | | Bonds - GO | 18,000,000 | | 2,000,000 | 0 | 0 | 0 | 0 | 0 | 20,000,000 |

CBTF Recommended: Revenues by Project

NOTE: All Total and subtotal lines precede detail

Projects shaded by Line of Business

| Pg# | Project | Revenue Category | Budget to Date | Budget Remaining | 5-Year Capital Improvement Program | | | | | Beyond 2029 | Total Project |
|--------|---------|---|----------------|------------------|------------------------------------|------------|------------|------------|------------|-------------|---------------|
| | | | | | 2025 Budget | 2026 | 2027 | 2028 | 2029 | | |
| VII-30 | 1010105 | Facility Preservation 2026-2030 | 0 | 0 | 0 | 10,000,000 | 10,000,000 | 10,000,000 | 10,000,000 | 0 | 40,000,000 |
| | | Bonds - GO | 0 | | 0 | 10,000,000 | 10,000,000 | 10,000,000 | 10,000,000 | 0 | 40,000,000 |
| VII-32 | 1007211 | Government Center Court Relocations from FJC | 2,500,000 | 2,028,921 | 25,400,000 | 0 | 0 | 0 | 0 | 0 | 27,900,000 |
| | | Bonds - GO | 2,500,000 | | 25,400,000 | 0 | 0 | 0 | 0 | 0 | 27,900,000 |
| VII-34 | 1007208 | 625 Building Occupancy Preparation & Rehabilitation | 29,400,000 | 8,643,926 | 0 | 2,100,000 | 0 | 0 | 0 | 0 | 31,500,000 |
| | | Bonds - GO | 29,400,000 | | 0 | 2,100,000 | 0 | 0 | 0 | 0 | 31,500,000 |
| VII-36 | 1008715 | Security Operations Infrastructure Upgrades | 3,750,000 | 1,815,173 | 5,250,000 | 500,000 | 0 | 0 | 0 | 0 | 9,500,000 |
| | | Bonds - GO | 3,750,000 | | 5,250,000 | 500,000 | 0 | 0 | 0 | 0 | 9,500,000 |
| VII-38 | 1007236 | Public Safety Facility Preservation | 21,900,000 | 2,882,244 | 2,500,000 | 0 | 0 | 0 | 0 | 0 | 24,400,000 |
| | | Bonds - GO | 21,900,000 | | 2,500,000 | 0 | 0 | 0 | 0 | 0 | 24,400,000 |
| VII-40 | 1009349 | Public Works Medina Facility Preservation | 11,135,000 | 10,995,165 | 0 | 6,600,000 | 1,315,000 | 1,750,000 | 0 | 0 | 20,800,000 |
| | | Bonds - GO | 11,135,000 | | 0 | 6,600,000 | 1,315,000 | 1,750,000 | 0 | 0 | 20,800,000 |
| VII-42 | 1010913 | HCGC Ductwork Insulation & Catwalk Assessment | 0 | 0 | 1,000,000 | 6,600,000 | 0 | 0 | 0 | 0 | 7,600,000 |
| | | Bonds - GO | 0 | | 1,000,000 | 6,600,000 | 0 | 0 | 0 | 0 | 7,600,000 |
| VII-44 | 1010120 | 625 Building Window Replacement | 0 | 0 | 1,000,000 | 20,100,000 | 0 | 0 | 0 | 0 | 21,100,000 |
| | | Bonds - GO | 0 | | 1,000,000 | 20,100,000 | 0 | 0 | 0 | 0 | 21,100,000 |
| VII-46 | 1010915 | County Home School Buildings Demolition | 0 | 0 | 2,420,000 | 1,545,000 | 0 | 0 | 0 | 0 | 3,965,000 |
| | | Bonds - GO | 0 | | 2,420,000 | 1,545,000 | 0 | 0 | 0 | 0 | 3,965,000 |
| VII-48 | 1010916 | Government Center Loading Dock Expansion | 0 | 0 | 1,960,000 | 0 | 0 | 0 | 0 | 0 | 1,960,000 |
| | | Bonds - GO | 0 | | 1,960,000 | 0 | 0 | 0 | 0 | 0 | 1,960,000 |
| VII-50 | 1006400 | 701 Building Facility Preservation 2021-2025 | 1,300,000 | 1,300,000 | 1,000,000 | 0 | 0 | 0 | 0 | 0 | 2,300,000 |
| | | Bonds - GO | 0 | | 1,000,000 | 0 | 0 | 0 | 0 | 0 | 1,000,000 |
| | | Lease Revenues | 1,300,000 | | 0 | 0 | 0 | 0 | 0 | 0 | 1,300,000 |
| VII-52 | 1010114 | 701 Building Facility Preservation 2026-2030 | 0 | 0 | 0 | 1,000,000 | 1,000,000 | 600,000 | 600,000 | 0 | 3,200,000 |
| | | Bonds - GO | 0 | | 0 | 1,000,000 | 1,000,000 | 600,000 | 600,000 | 0 | 3,200,000 |
| VII-54 | 1005285 | 701 Building Facade Restoration | 0 | 0 | 0 | 0 | 3,000,000 | 0 | 0 | 0 | 3,000,000 |
| | | Bonds - GO | 0 | | 0 | 0 | 3,000,000 | 0 | 0 | 0 | 3,000,000 |
| VII-56 | 1006402 | General Office Space & Furniture Mods 2021-2025 | 10,000,000 | 2,210,581 | 1,000,000 | 0 | 0 | 0 | 0 | 0 | 11,000,000 |
| | | Bonds - GO | 10,000,000 | | 1,000,000 | 0 | 0 | 0 | 0 | 0 | 11,000,000 |
| VII-58 | 1010106 | General Office Space & Furniture Mods. 2026-2030 | 0 | 0 | 0 | 1,000,000 | 1,000,000 | 1,000,000 | 1,000,000 | 0 | 4,000,000 |
| | | Bonds - GO | 0 | | 0 | 1,000,000 | 1,000,000 | 1,000,000 | 1,000,000 | 0 | 4,000,000 |
| VII-60 | 1006401 | Accessibility Modifications 2021-2025 | 500,000 | 374,674 | 250,000 | 0 | 0 | 0 | 0 | 0 | 750,000 |
| | | Bonds - GO | 500,000 | | 250,000 | 0 | 0 | 0 | 0 | 0 | 750,000 |
| VII-62 | 1010107 | Accessibility Modifications 2026-2030 | 0 | 0 | 0 | 250,000 | 250,000 | 250,000 | 250,000 | 0 | 1,000,000 |
| | | Bonds - GO | 0 | | 0 | 250,000 | 250,000 | 250,000 | 250,000 | 0 | 1,000,000 |
| VII-64 | 1006554 | County-wide Lactation Room Refurbishments | 520,000 | 390,354 | 0 | 0 | 0 | 0 | 0 | 0 | 520,000 |
| | | Bonds - GO | 520,000 | | 0 | 0 | 0 | 0 | 0 | 0 | 520,000 |
| VII-66 | 1006399 | Carpet Replacement Program 2021-2025 | 1,750,000 | 1,032,431 | 0 | 0 | 0 | 0 | 0 | 0 | 1,750,000 |
| | | Bonds - GO | 1,750,000 | | 0 | 0 | 0 | 0 | 0 | 0 | 1,750,000 |

CBTF Recommended: Revenues by Project

NOTE: All Total and subtotal lines precede detail

Projects shaded by Line of Business

| Pg# | Project | Revenue Category | Budget to Date | Budget Remaining | 5-Year Capital Improvement Program | | | | | Beyond 2029 | Total Project |
|--------------------------------------|---------|--|------------------|------------------|------------------------------------|------------------|------------------|----------|----------|-------------|-------------------|
| | | | | | 2025 Budget | 2026 | 2027 | 2028 | 2029 | | |
| Municipal Building Commission | | | 3,836,500 | 659,987 | 2,025,000 | 5,337,500 | 3,375,000 | 0 | 0 | 0 | 14,574,000 |
| VII-68 | 1010918 | MBC Fire Alarm Upgrades | 0 | 0 | 37,500 | 500,000 | 0 | 0 | 0 | 0 | 537,500 |
| | | Bonds - GO | 0 | | 37,500 | 500,000 | 0 | 0 | 0 | 0 | 537,500 |
| VII-70 | 1010943 | MBC Heat Exchanger/Pump Replacement | 0 | 0 | 25,000 | 300,000 | 0 | 0 | 0 | 0 | 325,000 |
| | | Bonds - GO | 0 | | 25,000 | 300,000 | 0 | 0 | 0 | 0 | 325,000 |
| VII-72 | 1000935 | MBC Exterior Improvements | 3,805,000 | 649,104 | 1,650,000 | 3,000,000 | 0 | 0 | 0 | 0 | 8,455,000 |
| | | Bonds - GO | 3,805,000 | | 1,650,000 | 3,000,000 | 0 | 0 | 0 | 0 | 8,455,000 |
| VII-74 | 1008703 | MBC Elevator 12 Removal | 31,500 | 10,884 | 200,000 | 0 | 0 | 0 | 0 | 0 | 231,500 |
| | | Bonds - GO | 31,500 | | 200,000 | 0 | 0 | 0 | 0 | 0 | 231,500 |
| VII-76 | 1010917 | MBC Electrical Bus-Ducts Replacement | 0 | 0 | 0 | 37,500 | 1,750,000 | 0 | 0 | 0 | 1,787,500 |
| | | Bonds - GO | 0 | | 0 | 37,500 | 1,750,000 | 0 | 0 | 0 | 1,787,500 |
| VII-78 | 1010941 | MBC ADC Metal Door Frame Replacements | 0 | 0 | 75,000 | 1,500,000 | 0 | 0 | 0 | 0 | 1,575,000 |
| | | Bonds - GO | 0 | | 75,000 | 1,500,000 | 0 | 0 | 0 | 0 | 1,575,000 |
| VII-80 | 1010942 | MBC 5th Street Sidewalk Reconstruction | 0 | 0 | 37,500 | 0 | 1,625,000 | 0 | 0 | 0 | 1,662,500 |
| | | Bonds - GO | 0 | | 37,500 | 0 | 1,625,000 | 0 | 0 | 0 | 1,662,500 |

Projects by Revenue Source

Categories shaded by Revenue Source

| Project Name and Number | 2025 BUDGET | 2026 | 2027 | 2028 | 2029 | 2025 - 2029 CIP TOTAL |
|--|------------------|------------------|------------------|------------------|------------------|--------------------------|
| Property Tax | | | | | | |
| 2999961 Maple Grove R of W Acquisition Reimbursement (CP 9635) | 40,000 | 40,000 | 40,000 | 0 | 0 | 120,000 |
| 2201200 Project Delivery 2024-2028 | 15,000 | 0 | 0 | 0 | 0 | 15,000 |
| 2201100 Cost Participation and Partnerships 2024-2028 | 425,000 | 2,000,000 | 2,000,000 | 2,000,000 | 0 | 6,425,000 |
| 2211000 CSAH 66 - Golden Valley Rd safety Douglas to Theo Wirth Pkwy | 20,000 | 0 | 0 | 0 | 0 | 20,000 |
| 2241100 Cost Participation and Partnerships 2029-2033 | 0 | 0 | 0 | 0 | 2,000,000 | 2,000,000 |
| 1010123 Glen Lake Wetlands Improvements | 102,000 | 737,000 | 444,000 | 199,000 | 489,000 | 1,971,000 |
| 1002318 METRO Blue Line Extension LRT Community Works | 0 | 1,800,000 | 0 | 0 | 0 | 1,800,000 |
| 1006395 Environmental Health & Safety 2021 - 2025 | 300,000 | 0 | 0 | 0 | 0 | 300,000 |
| 1010102 Environmental Health & Safety 2026 - 2030 | 0 | 300,000 | 300,000 | 300,000 | 300,000 | 1,200,000 |
| Property Tax - Subtotal | 902,000 | 4,877,000 | 2,784,000 | 2,499,000 | 2,789,000 | 13,851,000 |
| Wheelage Tax | | | | | | |
| 2201200 Project Delivery 2024-2028 | 2,170,000 | 2,170,000 | 2,170,000 | 2,170,000 | 0 | 8,680,000 |
| 2201100 Cost Participation and Partnerships 2024-2028 | 0 | 2,000,000 | 2,000,000 | 2,000,000 | 0 | 6,000,000 |
| 2193300 Metro Transit B Line - Additional Scope | (1,698,835) | 0 | 0 | 0 | 0 | (1,698,835) |
| 2202300 Metro Transit E Line - Additional Scope | 1,698,835 | 0 | 0 | 0 | 0 | 1,698,835 |
| 2241100 Cost Participation and Partnerships 2029-2033 | 0 | 0 | 0 | 0 | 2,000,000 | 2,000,000 |
| 2241200 Project Delivery 2029-2033 | 0 | 0 | 0 | 0 | 2,170,000 | 2,170,000 |
| Wheelage Tax - Subtotal | 2,170,000 | 4,170,000 | 4,170,000 | 4,170,000 | 4,170,000 | 18,850,000 |
| Bonds - GO | | | | | | |
| 1010115 Public Works Facility Garage Expansion | 750,000 | 25,115,000 | 0 | 0 | 0 | 25,865,000 |
| 1010122 Lake Minnetonka North Arm Public Access | 1,000,000 | 2,000,000 | 0 | 0 | 0 | 3,000,000 |
| 1008036 District Court Psychological Services Expansion | 1,130,000 | 0 | 0 | 0 | 0 | 1,130,000 |
| 1008037 Government Center C-8 Remodeling | 0 | 800,000 | 9,500,000 | 0 | 0 | 10,300,000 |
| 1010116 Juvenile Justice Center Courtroom 311 Remodel | 0 | 975,000 | 0 | 0 | 0 | 975,000 |
| 1010098 Courtroom Communications System Refurbishment 2026-2030 | 0 | 850,000 | 1,650,000 | 850,000 | 850,000 | 4,200,000 |
| 1010197 District Court PSF Administrative Area Remodeling | 0 | 650,000 | 0 | 0 | 0 | 650,000 |
| 1010903 Government Center Courtroom 556 Remodeling | 0 | 125,000 | 1,275,000 | 0 | 0 | 1,400,000 |
| 1010904 Government Center C-3 Housing Court Admin Modifications | 0 | 85,000 | 565,000 | 0 | 0 | 650,000 |

Projects by Revenue Source

Categories shaded by Revenue Source

| Project Name and Number | 2025 BUDGET | 2026 | 2027 | 2028 | 2029 | 2025 - 2029 CIP TOTAL |
|--|----------------|------------|------------|-----------|-----------|--------------------------|
| Bonds - GO | | | | | | |
| 1006380 DOCCR ACF Facility Preservation 2019-2025 | 4,260,000 | 0 | 0 | 0 | 0 | 4,260,000 |
| 1005168 ACF Program Services Remodel | 0 | 630,000 | 7,340,000 | 0 | 0 | 7,970,000 |
| 1008038 ACF Men's Visitation/Education & Staff Training Remodeling | 5,000,000 | 7,375,000 | 0 | 0 | 0 | 12,375,000 |
| 1009342 DOCCR Government Center A-8 & A-11 Remodeling | 345,000 | 8,435,000 | 0 | 0 | 0 | 8,780,000 |
| 1010183 DOCCR ACF Facility Preservation 2026-2030 | 0 | 2,500,000 | 2,500,000 | 2,500,000 | 2,500,000 | 10,000,000 |
| 1010185 JDC Facility Modifications & Improvements | 710,000 | 1,050,000 | 0 | 0 | 0 | 1,760,000 |
| 1010905 DOCCR Equipment & Infrastructure Replacement | 900,000 | 0 | 0 | 0 | 0 | 900,000 |
| 1010907 DOCCR Zones of Security Remodeling | 0 | 1,000,000 | 2,465,000 | 0 | 0 | 3,465,000 |
| 1009343 Public Safety Services Division HQ Radio Tower Isolation | 0 | 1,700,000 | 0 | 0 | 0 | 1,700,000 |
| 1010178 City Hall Jail Finish & Furniture Upgrades | 2,530,000 | 1,985,000 | 730,000 | 0 | 0 | 5,245,000 |
| 1010179 City Hall Jail Medical Unit Expansion | 900,000 | 0 | 0 | 0 | 0 | 900,000 |
| 1010180 Public Safety Facility Equipment Replacement | 1,000,000 | 2,265,000 | 0 | 0 | 0 | 3,265,000 |
| 1010181 Forensics Lab Property Room Expansion | 775,000 | 0 | 0 | 0 | 0 | 775,000 |
| 1010182 Forensics Lab DNA & Firearms Equipment & Space Improvements | 1,245,000 | 0 | 0 | 0 | 0 | 1,245,000 |
| 1011012 Forensics Lab Evidence Intake/Release Office Reconfiguration | 500,000 | 0 | 0 | 0 | 0 | 500,000 |
| 1011014 Sheriff's City Hall Locker Room Improvements | 200,000 | 1,050,000 | 0 | 0 | 0 | 1,250,000 |
| 1006393 IT Community Connectivity 2021-2025 | 1,500,000 | 0 | 0 | 0 | 0 | 1,500,000 |
| 1010101 IT Community Connectivity 2026-2030 | 0 | 1,500,000 | 1,500,000 | 1,250,000 | 1,250,000 | 5,500,000 |
| 1002318 METRO Blue Line Extension LRT Community Works | 0 | 3,000,000 | 2,600,000 | 2,400,000 | 0 | 8,000,000 |
| 1006394 Library Facility Preservation 2021-2025 | 2,000,000 | 0 | 0 | 0 | 0 | 2,000,000 |
| 1005259 New Southdale Library | 37,000,000 | 48,000,000 | 8,900,000 | 0 | 0 | 93,900,000 |
| 1004469 East Lake Library Refurbishment | 0 | 0 | 0 | 1,565,000 | 8,000,000 | 9,565,000 |
| 1004468 New Westonka Library | 5,360,000 | 0 | 0 | 0 | 0 | 5,360,000 |
| 1004464 Linden Hills Library Refurbishment | 0 | 730,000 | 6,140,000 | 710,000 | 0 | 7,580,000 |
| 1001788 Brookdale Library Remodeling & Facility Preservation | 0 | 8,525,000 | 33,800,000 | 0 | 0 | 42,325,000 |
| 1005181 Penn Lake Library Refurbishment | 1,730,000 | 0 | 0 | 0 | 0 | 1,730,000 |
| 1009348 Library Facility Modifications 2021-2025 | 750,000 | 0 | 0 | 0 | 0 | 750,000 |
| 1010100 Library Facility Modifications 2026-2030 | 0 | 750,000 | 750,000 | 750,000 | 750,000 | 3,000,000 |

Projects by Revenue Source

Categories shaded by Revenue Source

| Project Name and Number | 2025 BUDGET | 2026 | 2027 | 2028 | 2029 | 2025 - 2029 CIP TOTAL |
|---|----------------|------------|------------|------------|------------|--------------------------|
| Bonds - GO | | | | | | |
| 1010099 Library Facility Preservation 2026-2030 | 0 | 5,000,000 | 5,000,000 | 5,000,000 | 5,000,000 | 20,000,000 |
| 1010911 Washburn Library Refurbishment | 0 | 170,000 | 1,130,000 | 7,285,000 | 0 | 8,585,000 |
| 1010912 Library Equipment Replacement 2025-2030 | 500,000 | 500,000 | 500,000 | 500,000 | 500,000 | 2,500,000 |
| 1006395 Environmental Health & Safety 2021 - 2025 | 1,100,000 | 0 | 0 | 0 | 0 | 1,100,000 |
| 1000874 Government Center Infrastructure Preservation | 15,000,000 | 0 | 0 | 0 | 0 | 15,000,000 |
| 1006398 Building Automation System Upgrades 2021-2025 | 1,500,000 | 0 | 0 | 0 | 0 | 1,500,000 |
| 1006397 Facility Preservation 2021-2025 | 2,000,000 | 0 | 0 | 0 | 0 | 2,000,000 |
| 1006402 General Office Space & Furniture Mods 2021-2025 | 1,000,000 | 0 | 0 | 0 | 0 | 1,000,000 |
| 1007208 625 Building Occupancy Preparation & Rehabilitation | 0 | 2,100,000 | 0 | 0 | 0 | 2,100,000 |
| 1007236 Public Safety Facility Preservation | 2,500,000 | 0 | 0 | 0 | 0 | 2,500,000 |
| 1007211 Government Center Court Relocations from FJC | 25,400,000 | 0 | 0 | 0 | 0 | 25,400,000 |
| 1006400 701 Building Facility Preservation 2021-2025 | 1,000,000 | 0 | 0 | 0 | 0 | 1,000,000 |
| 1005285 701 Building Facade Restoration | 0 | 0 | 3,000,000 | 0 | 0 | 3,000,000 |
| 1006401 Accessibility Modifications 2021-2025 | 250,000 | 0 | 0 | 0 | 0 | 250,000 |
| 1008715 Security Operations Infrastructure Upgrades | 5,250,000 | 500,000 | 0 | 0 | 0 | 5,750,000 |
| 1009349 Public Works Medina Facility Preservation | 0 | 6,600,000 | 1,315,000 | 1,750,000 | 0 | 9,665,000 |
| 1010102 Environmental Health & Safety 2026 - 2030 | 0 | 1,100,000 | 1,100,000 | 300,000 | 300,000 | 2,800,000 |
| 1010103 Facility Climate Action & Energy Conservation 2025-2030 | 5,000,000 | 5,000,000 | 5,000,000 | 5,000,000 | 5,000,000 | 25,000,000 |
| 1010104 Building Automation System Upgrades 2026-2030 | 0 | 1,500,000 | 1,500,000 | 1,500,000 | 1,500,000 | 6,000,000 |
| 1010105 Facility Preservation 2026-2030 | 0 | 10,000,000 | 10,000,000 | 10,000,000 | 10,000,000 | 40,000,000 |
| 1010114 701 Building Facility Preservation 2026-2030 | 0 | 1,000,000 | 1,000,000 | 600,000 | 600,000 | 3,200,000 |
| 1010107 Accessibility Modifications 2026-2030 | 0 | 250,000 | 250,000 | 250,000 | 250,000 | 1,000,000 |
| 1010106 General Office Space & Furniture Mods. 2026-2030 | 0 | 1,000,000 | 1,000,000 | 1,000,000 | 1,000,000 | 4,000,000 |
| 1010120 625 Building Window Replacement | 1,000,000 | 20,100,000 | 0 | 0 | 0 | 21,100,000 |
| 1010913 HCGC Ductwork Insulation & Catwalk Assessment | 1,000,000 | 6,600,000 | 0 | 0 | 0 | 7,600,000 |
| 1010915 County Home School Buildings Demolition | 2,420,000 | 1,545,000 | 0 | 0 | 0 | 3,965,000 |
| 1010916 Government Center Loading Dock Expansion | 1,960,000 | 0 | 0 | 0 | 0 | 1,960,000 |
| 1000935 MBC Exterior Improvements | 1,650,000 | 3,000,000 | 0 | 0 | 0 | 4,650,000 |

Projects by Revenue Source

Categories shaded by Revenue Source

| Project Name and Number | 2025 BUDGET | 2026 | 2027 | 2028 | 2029 | 2025 - 2029 CIP TOTAL |
|---|--------------------|--------------------|--------------------|-------------------|-------------------|--------------------------|
| Bonds - GO | | | | | | |
| 1008703 MBC Elevator 12 Removal | 200,000 | 0 | 0 | 0 | 0 | 200,000 |
| 1010917 MBC Electrical Bus-Ducts Replacement | 0 | 37,500 | 1,750,000 | 0 | 0 | 1,787,500 |
| 1010918 MBC Fire Alarm Upgrades | 37,500 | 500,000 | 0 | 0 | 0 | 537,500 |
| 1010941 MBC ADC Metal Door Frame Replacements | 75,000 | 1,500,000 | 0 | 0 | 0 | 1,575,000 |
| 1010942 MBC 5th Street Sidewalk Reconstruction | 37,500 | 0 | 1,625,000 | 0 | 0 | 1,662,500 |
| 1010943 MBC Heat Exchanger/Pump Replacement | 25,000 | 300,000 | 0 | 0 | 0 | 325,000 |
| 1007546 HHS Asset Preservation 2021-2025 | 25,000,000 | 0 | 0 | 0 | 0 | 25,000,000 |
| 1009702 HHS New In-patient Bed Tower | 8,000,000 | 7,000,000 | 0 | 0 | 0 | 15,000,000 |
| 1010121 HHS Asset Preservation 2026-2030 | 0 | 20,000,000 | 18,000,000 | 15,000,000 | 12,000,000 | 65,000,000 |
| 1010889 Hennepin Healthcare Space Improvements | 20,000,000 | 0 | 0 | 0 | 0 | 20,000,000 |
| 1010908 HHS Parking Ramp Replacement | 0 | 25,000,000 | 25,000,000 | 0 | 0 | 50,000,000 |
| 1011346 HC/HHS Behavioral Health Care Facility | 15,000,000 | 0 | 0 | 0 | 0 | 15,000,000 |
| 1009347 Human Services Centers Space Efficiency Modifications | 0 | 2,000,000 | 1,000,000 | 0 | 0 | 3,000,000 |
| Bonds - GO - Subtotal | 206,490,000 | 243,397,500 | 157,885,000 | 58,210,000 | 49,500,000 | 715,482,500 |
| Bonds - GO Roads | | | | | | |
| 2176400 CSAH 152 - Replace Bridge #91333 over Bassett Creek | (2,000,000) | 0 | 0 | 0 | 0 | (2,000,000) |
| 2201100 Cost Participation and Partnerships 2024-2028 | 3,100,000 | 0 | 0 | 0 | 0 | 3,100,000 |
| 2210400 Pavement Rehabilitation Program 2022-2026 | 4,110,000 | 8,550,000 | 0 | 0 | 0 | 12,660,000 |
| 2220900 Pavement Rehabilitation Program 2027-2031 | 3,325,000 | 1,445,000 | 10,210,000 | 10,000,000 | 10,000,000 | 34,980,000 |
| Bonds - GO Roads - Subtotal | 8,535,000 | 9,995,000 | 10,210,000 | 10,000,000 | 10,000,000 | 48,740,000 |
| Bonds - GO Enterprise | | | | | | |
| 1010096 Energy Center Improvements 2026-2030 | 0 | 1,000,000 | 1,000,000 | 1,000,000 | 1,000,000 | 4,000,000 |
| 1010846 Reuse and Recycling Recovery Facility | 14,165,000 | 16,265,000 | 95,000,000 | 21,570,000 | 0 | 147,000,000 |
| Bonds - GO Enterprise - Subtotal | 14,165,000 | 17,265,000 | 96,000,000 | 22,570,000 | 1,000,000 | 151,000,000 |
| Bonds - G.O. Sales Tax | | | | | | |
| 1005877 METRO Blue Line Extension Light Rail Transit | 0 | 60,000,000 | 0 | 0 | 0 | 60,000,000 |
| Bonds - G.O. Sales Tax - Subtotal | 0 | 60,000,000 | 0 | 0 | 0 | 60,000,000 |

Projects by Revenue Source

Categories shaded by Revenue Source

| Project Name and Number | 2025 BUDGET | 2026 | 2027 | 2028 | 2029 | 2025 - 2029 CIP TOTAL |
|---|-------------------|-------------------|-------------------|-------------------|------------------|--------------------------|
| Federal | | | | | | |
| 2168100 CSAH 5 - Reconst Mntka Blvd fr TH 100 to France Ave | 1,206,384 | 0 | 0 | 0 | 0 | 1,206,384 |
| 2172600 CSAH 5 - Reconst Franklin Ave fr Lyndale to Chicago Ave | 10,088,000 | 0 | 0 | 0 | 0 | 10,088,000 |
| 2164000 CSAH 52 - Recondition Henn Ave Bridges #27636, #27537, #27538 | 0 | 8,688,000 | 0 | 0 | 0 | 8,688,000 |
| 2140800 CSAH 153 - Reconst Lowry Ave fr Marshall St to Washington | 0 | 7,600,000 | 0 | 0 | 0 | 7,600,000 |
| 2167700 Participate in MnDOT's TH 252 Corridors of Commerce Project | 0 | 0 | 0 | 7,000,000 | 0 | 7,000,000 |
| 2200800 CSAH 10 - Replace Bridge #91131 over Twin Lake | 1,040,000 | 0 | 0 | 0 | 0 | 1,040,000 |
| 2191400 CSAH 19 - Multimodal safety improv at Co Rd 19 and 109th Ave | 0 | 0 | 1,020,000 | 0 | 0 | 1,020,000 |
| 2052300 CSAH 22 - Reconst Lyndale Ave fr 31st St to Franklin Ave | 0 | 0 | 9,000,000 | 0 | 0 | 9,000,000 |
| 2181200 CSAH 1 - Replace Bridge #27542 over Mn River Bluffs LRT Trail | 0 | 4,760,000 | 0 | 0 | 0 | 4,760,000 |
| 2181300 CSAH 4 - Replace Bridge #27502 over TC&W Railroad | 0 | 0 | 5,552,000 | 0 | 0 | 5,552,000 |
| 2984500 CSAH 23 - Marshall St reconst fr 3rd NE to Lowry Ave NE | 0 | 0 | 6,440,000 | 0 | 0 | 6,440,000 |
| 2202200 CSAH 40 - Glenwood Ave ped improvements fr Penn to Bryant | 231,881 | 0 | 0 | 0 | 0 | 231,881 |
| 2211000 CSAH 66 - Golden Valley Rd safety Douglas to Theo Wirth Pkwy | 1,735,000 | 0 | 0 | 0 | 0 | 1,735,000 |
| 2220200 CSAH 152 - Reconstruct Cedar Ave fr Lake St to 24th St | 0 | 5,536,000 | 0 | 0 | 0 | 5,536,000 |
| 2220300 CSAH 33 & 35 - Park & Portland multimodal 38th St to I-94 | 0 | 0 | 11,000,000 | 0 | 0 | 11,000,000 |
| 2220700 CSAH 33 & 35 - Park & Portland improve safety 46th to 38th | 0 | 0 | 4,000,000 | 0 | 0 | 4,000,000 |
| 2220500 CSAH 61 - Hemlock Ln improve safety at Elm Creek Blvd | 0 | 1,856,000 | 0 | 0 | 0 | 1,856,000 |
| 2211300 CSAH 102 - Douglas Dr improve safety Medicine Lk Rd to 51st | 0 | 2,000,000 | 0 | 0 | 0 | 2,000,000 |
| 2220600 CSAH 152 - Brooklyn Blvd improve safety at Welcome Ave | 0 | 0 | 1,872,000 | 0 | 0 | 1,872,000 |
| 2168000 CSAH 5 - Reconst Mntka Blvd fr Xylon to Vernon Ave | 0 | 0 | 7,000,000 | 0 | 0 | 7,000,000 |
| 2221000 Metro Transit H Line – Additional Scope | 0 | 0 | 0 | 5,500,000 | 0 | 5,500,000 |
| 2240700 CSAH 152 - Reconstruct Cedar Ave fr 42nd St to Lake St | 0 | 0 | 0 | 7,000,000 | 0 | 7,000,000 |
| 2142100 CSAH 23 - Marshall St reconst fr Lowry Ave NE to St Anth Pkwy | 0 | 0 | 0 | 0 | 7,000,000 | 7,000,000 |
| Federal - Subtotal | 14,301,265 | 30,440,000 | 45,884,000 | 19,500,000 | 7,000,000 | 117,125,265 |

Projects by Revenue Source

Categories shaded by Revenue Source

| Project Name and Number | 2025 BUDGET | 2026 | 2027 | 2028 | 2029 | 2025 - 2029 CIP TOTAL |
|---|----------------|-----------|-----------|-----------|-----------|--------------------------|
| State | | | | | | |
| 2168100 CSAH 5 - Reconst Mntka Blvd fr TH 100 to France Ave | 3,293,616 | 0 | 0 | 0 | 0 | 3,293,616 |
| 2172600 CSAH 5 - Reconst Franklin Ave fr Lyndale to Chicago Ave | 4,504,000 | 8,920,000 | 0 | 0 | 0 | 13,424,000 |
| 2182000 CSAH 51 - Reconst Sunset fr Shoreline to Shadywood CSAH 19 | 2,660,000 | 0 | 0 | 0 | 0 | 2,660,000 |
| 2164000 CSAH 52 - Recondition Henn Ave Bridges #27636, #27537, #27538 | 3,865,000 | 8,688,000 | 0 | 0 | 0 | 12,553,000 |
| 2143102 CSAH 52 - Reconst Nicollet Ave fr 89th St to American Blvd | (1,190,000) | 0 | 0 | 0 | 0 | (1,190,000) |
| 2182300 CSAH 82 - Const multi-use trail fr county line to 2nd St | 2,570,000 | 0 | 0 | 0 | 0 | 2,570,000 |
| 2181800 CSAH 146 - Replace Bridge #90623 over Luce Line Trail | 305,000 | 225,000 | 3,715,000 | 0 | 0 | 4,245,000 |
| 2176400 CSAH 152 - Replace Bridge #91333 over Bassett Creek | 2,050,000 | 0 | 0 | 0 | 0 | 2,050,000 |
| 2140900 CSAH 153 - Reconst Lowry Ave fr Washington St NE to Johnson | 2,500,000 | 0 | 0 | 0 | 0 | 2,500,000 |
| 2140800 CSAH 153 - Reconst Lowry Ave fr Marshall St to Washington | 0 | 5,225,000 | 1,500,000 | 0 | 0 | 6,725,000 |
| 2167700 Participate in MnDOT's TH 252 Corridors of Commerce Project | 0 | 0 | 0 | 6,280,000 | 0 | 6,280,000 |
| 2201000 Safety and Asset Management 2024-2028 | 4,545,000 | 3,800,000 | 3,800,000 | 3,800,000 | 0 | 15,945,000 |
| 2201200 Project Delivery 2024-2028 | 500,000 | 500,000 | 500,000 | 500,000 | 0 | 2,000,000 |
| 2200800 CSAH 10 - Replace Bridge #91131 over Twin Lake | 612,000 | 0 | 0 | 0 | 0 | 612,000 |
| 2200900 CSAH 17 - Replace Bridge #90475 over Nine Mile Creek | 2,505,000 | 0 | 0 | 0 | 0 | 2,505,000 |
| 2191400 CSAH 19 - Multimodal safety improv at Co Rd 19 and 109th Ave | 730,000 | 405,000 | 1,510,000 | 0 | 0 | 2,645,000 |
| 2052300 CSAH 22 - Reconst Lyndale Ave fr 31st St to Franklin Ave | 2,252,000 | 0 | 3,930,000 | 6,505,000 | 0 | 12,687,000 |
| 2181600 CSAH 31 - Replace Bridge #90489 over Minnehaha Creek | 0 | 248,000 | 435,000 | 292,000 | 3,934,000 | 4,909,000 |
| 2200700 CSAH 40 - Replace Bridge #94282 over Basset Creek | 866,000 | 0 | 3,544,000 | 0 | 0 | 4,410,000 |
| 2181700 CSAH 121 - Replace Bridge #90617 over Rush Creek | 270,000 | 0 | 0 | 1,900,000 | 0 | 2,170,000 |
| 2021000 CSAH 116 - Partcp Rog Fletcher Bypass fr Valley Dr to CSAH 81 | 3,070,000 | 0 | 0 | 0 | 0 | 3,070,000 |
| 2181200 CSAH 1 - Replace Bridge #27542 over Mn River Bluffs LRT Trail | 49,000 | 1,095,000 | 0 | 0 | 0 | 1,144,000 |
| 2181300 CSAH 4 - Replace Bridge #27502 over TC&W Railroad | 380,000 | 250,000 | 1,964,000 | 0 | 0 | 2,594,000 |
| 2984500 CSAH 23 - Marshall St reconst fr 3rd NE to Lowry Ave NE | (1,798,000) | 0 | 0 | 0 | 0 | (1,798,000) |
| 2120800 CSAH 52 - Reconst Nicollet Ave S fr 77th to 66th St | 2,165,000 | 7,152,000 | 7,088,000 | 0 | 0 | 16,405,000 |
| 2211000 CSAH 66 - Golden Valley Rd safety Douglas to Theo Wirth Pkwy | 167,000 | 0 | 0 | 0 | 0 | 167,000 |
| 2220200 CSAH 152 - Reconstruct Cedar Ave fr Lake St to 24th St | 1,210,000 | 3,571,000 | 0 | 0 | 0 | 4,781,000 |
| 2220300 CSAH 33 & 35 - Park & Portland multimodal 38th St to I-94 | (1,242,000) | 0 | 0 | 0 | 0 | (1,242,000) |

Projects by Revenue Source

Categories shaded by Revenue Source

| Project Name and Number | 2025 BUDGET | 2026 | 2027 | 2028 | 2029 | 2025 - 2029 CIP TOTAL |
|---|-------------------|-------------------|-------------------|-------------------|-------------------|--------------------------|
| State | | | | | | |
| 2220700 CSAH 33 & 35 - Park & Portland improve safety 46th to 38th | 1,187,000 | 182,000 | 3,168,000 | 0 | 0 | 4,537,000 |
| 2220500 CSAH 61 - Hemlock Ln improve safety at Elm Creek Blvd | 310,000 | 1,022,000 | 0 | 0 | 0 | 1,332,000 |
| 2211300 CSAH 102 - Douglas Dr improve safety Medicine Lk Rd to 51st | 395,000 | 1,250,000 | 0 | 0 | 0 | 1,645,000 |
| 2220600 CSAH 152 - Brooklyn Blvd improve safety at Welcome Ave | 248,000 | 80,000 | 223,000 | 0 | 0 | 551,000 |
| 2168000 CSAH 5 - Reconst Mntka Blvd fr Xylon to Vernon Ave | 4,575,000 | 1,770,000 | 4,400,000 | 6,700,000 | 0 | 17,445,000 |
| 2194500 CSAH 15 - Reconst Gleason Lk Rd fr TH 12 to Vicksburg | 761,000 | 657,000 | 630,000 | 5,938,000 | 0 | 7,986,000 |
| 2141000 CSAH 153 - Reconst Lowry/Kenzie Ter fr Johnson to St Anthony | 0 | 1,640,000 | 1,100,000 | 1,050,000 | 11,070,000 | 14,860,000 |
| 2193000 CSAH 15 - Reconst fr Ferndale to BNSF Bridge #27565 | 860,000 | 475,000 | 8,375,000 | 0 | 0 | 9,710,000 |
| 2241000 Safety and Asset Management 2029-2033 | 0 | 0 | 0 | 0 | 3,800,000 | 3,800,000 |
| 2241200 Project Delivery 2029-2033 | 0 | 0 | 0 | 0 | 500,000 | 500,000 |
| 2167900 CSAH 5 - Reconstruct Minnetonka Blvd fr Chippewa to Aquila | 0 | 0 | 0 | 230,000 | 230,000 | 460,000 |
| 2932400 CSAH 30 - Reconstruct 93rd fr Wellington to N Oaks | 0 | 1,462,000 | 1,256,000 | 1,116,000 | 7,680,000 | 11,514,000 |
| 2240700 CSAH 152 - Reconstruct Cedar Ave fr 42nd St to Lake St | 1,860,000 | 1,480,000 | 900,000 | 4,495,000 | 2,460,000 | 11,195,000 |
| 2142100 CSAH 23 - Marshall St reconst fr Lowry Ave NE to St Anth Pkwy | 720,000 | 720,000 | 1,060,000 | 540,000 | 3,970,000 | 7,010,000 |
| 1010846 Reuse and Recycling Recovery Facility | 26,000,000 | 0 | 0 | 0 | 0 | 26,000,000 |
| State - Subtotal | 73,754,616 | 50,817,000 | 49,098,000 | 39,346,000 | 33,644,000 | 246,659,616 |
| Local Revenues | | | | | | |
| 2168100 CSAH 5 - Reconst Mntka Blvd fr TH 100 to France Ave | (100,000) | 0 | 0 | 0 | 0 | (100,000) |
| 2172600 CSAH 5 - Reconst Franklin Ave fr Lyndale to Chicago Ave | 1,148,000 | 2,980,000 | 0 | 0 | 0 | 4,128,000 |
| 2182000 CSAH 51 - Reconst Sunset fr Shoreline to Shadywood CSAH 19 | 2,050,000 | 0 | 0 | 0 | 0 | 2,050,000 |
| 2143102 CSAH 52 - Reconst Nicollet Ave fr 89th St to American Blvd | 240,000 | 838,000 | 2,000,000 | 564,000 | 0 | 3,642,000 |
| 2182300 CSAH 82 - Const multi-use trail fr county line to 2nd St | 740,000 | 0 | 0 | 0 | 0 | 740,000 |
| 2140900 CSAH 153 - Reconst Lowry Ave fr Washington St NE to Johnson | 1,000,000 | 0 | 0 | 0 | 0 | 1,000,000 |
| 2140800 CSAH 153 - Reconst Lowry Ave fr Marshall St to Washington | 0 | 1,360,000 | 0 | 0 | 0 | 1,360,000 |
| 2167700 Participate in MnDOT's TH 252 Corridors of Commerce Project | 0 | 0 | 0 | 6,280,000 | 0 | 6,280,000 |
| 2183300 Safety and Asset Management 2019-2023 | 130,000 | 0 | 0 | 0 | 0 | 130,000 |
| 2183500 Cost Participation and Partnerships 2019-2023 | 85,000 | 0 | 0 | 0 | 0 | 85,000 |
| 2200800 CSAH 10 - Replace Bridge #91131 over Twin Lake | 108,000 | 0 | 0 | 0 | 0 | 108,000 |

Projects by Revenue Source

Categories shaded by Revenue Source

| Project Name and Number | 2025 BUDGET | 2026 | 2027 | 2028 | 2029 | 2025 - 2029 CIP TOTAL |
|---|----------------|-----------|-----------|-----------|-----------|--------------------------|
| Local Revenues | | | | | | |
| 2191400 CSAH 19 - Multimodal safety improv at Co Rd 19 and 109th Ave | 40,000 | 70,000 | 375,000 | 0 | 0 | 485,000 |
| 2052300 CSAH 22 - Reconst Lyndale Ave fr 31st St to Franklin Ave | 2,003,000 | 0 | 2,720,000 | 3,405,000 | 0 | 8,128,000 |
| 2181600 CSAH 31 - Replace Bridge #90489 over Minnehaha Creek | 0 | 12,000 | 73,000 | 220,000 | 896,000 | 1,201,000 |
| 2200700 CSAH 40 - Replace Bridge #94282 over Basset Creek | (76,000) | 0 | 886,000 | 0 | 0 | 810,000 |
| 2181700 CSAH 121 - Replace Bridge #90617 over Rush Creek | 110,000 | 0 | 0 | 1,020,000 | 0 | 1,130,000 |
| 2143101 CSAH 52 - Reconstruct Nicollet Av fr 98th St to 89th St | 415,000 | 1,350,000 | 1,900,000 | 500,000 | 0 | 4,165,000 |
| 2181200 CSAH 1 - Replace Bridge #27542 over Mn River Bluffs LRT Trail | 38,000 | 292,000 | 0 | 0 | 0 | 330,000 |
| 2181300 CSAH 4 - Replace Bridge #27502 over TC&W Railroad | 40,000 | 130,000 | 344,000 | 0 | 0 | 514,000 |
| 2984500 CSAH 23 - Marshall St reconst fr 3rd NE to Lowry Ave NE | 186,000 | 730,000 | 1,212,000 | 1,016,000 | 0 | 3,144,000 |
| 2120800 CSAH 52 - Reconst Nicollet Ave S fr 77th to 66th St | 885,000 | 1,788,000 | 1,772,000 | 0 | 0 | 4,445,000 |
| 2211000 CSAH 66 - Golden Valley Rd safety Douglas to Theo Wirth Pkwy | 132,000 | 0 | 0 | 0 | 0 | 132,000 |
| 2210400 Pavement Rehabilitation Program 2022-2026 | 1,365,000 | 0 | 0 | 0 | 0 | 1,365,000 |
| 2220200 CSAH 152 - Reconstruct Cedar Ave fr Lake St to 24th St | 600,000 | 1,768,000 | 0 | 0 | 0 | 2,368,000 |
| 2220300 CSAH 33 & 35 - Park & Portland multimodal 38th St to I-94 | 369,000 | 652,000 | 3,938,000 | 0 | 0 | 4,959,000 |
| 2220700 CSAH 33 & 35 - Park & Portland improve safety 46th to 38th | 141,000 | 160,000 | 2,112,000 | 0 | 0 | 2,413,000 |
| 2220500 CSAH 61 - Hemlock Ln improve safety at Elm Creek Blvd | 90,000 | 112,000 | 0 | 0 | 0 | 202,000 |
| 2211300 CSAH 102 - Douglas Dr improve safety Medicine Lk Rd to 51st | 115,000 | 370,000 | 0 | 0 | 0 | 485,000 |
| 2220600 CSAH 152 - Brooklyn Blvd improve safety at Welcome Ave | 25,000 | 35,000 | 55,000 | 0 | 0 | 115,000 |
| 2168000 CSAH 5 - Reconst Mntka Blvd fr Xylon to Vernon Ave | 515,000 | 1,380,000 | 1,100,000 | 1,670,000 | 0 | 4,665,000 |
| 2194500 CSAH 15 - Reconst Gleason Lk Rd fr TH 12 to Vicksburg | 19,000 | 64,000 | 206,000 | 1,049,000 | 0 | 1,338,000 |
| 2141000 CSAH 153 - Reconst Lowry/Kenzie Ter fr Johnson to St Anthony | 0 | 60,000 | 180,000 | 750,000 | 2,770,000 | 3,760,000 |
| 2240200 CSAH 12 - Reconst Dayton Rvr Rd fr Colburn to Linwood Forest | 55,000 | 226,000 | 738,000 | 2,251,000 | 0 | 3,270,000 |
| 2120700 CSAH 32 - Reconst Penn Ave fr 75th to TH 62 | 90,000 | 300,000 | 973,000 | 2,030,000 | 1,568,000 | 4,961,000 |
| 2221000 Metro Transit H Line - Additional Scope | 350,000 | 298,000 | 267,000 | 1,685,000 | 0 | 2,600,000 |
| 2167900 CSAH 5 - Reconstruct Minnetonka Blvd fr Chippewa to Aquila | 88,000 | 280,000 | 865,000 | 1,700,000 | 1,568,000 | 4,501,000 |
| 2240600 CSAH 12 - Reconstruct CSAH 12 fr CSAH 144 to Vicksburg | 0 | 90,000 | 243,000 | 716,000 | 1,905,000 | 2,954,000 |
| 2932400 CSAH 30 - Reconstruct 93rd fr Wellington to N Oaks | 0 | 128,000 | 194,000 | 434,000 | 5,120,000 | 5,876,000 |
| 2240700 CSAH 152 - Reconstruct Cedar Ave fr 42nd St to Lake St | 80,000 | 240,000 | 740,000 | 1,125,000 | 610,000 | 2,795,000 |

Projects by Revenue Source

Categories shaded by Revenue Source

| Project Name and Number | 2025 BUDGET | 2026 | 2027 | 2028 | 2029 | 2025 - 2029 CIP TOTAL |
|---|--------------------|--------------------|-------------------|-------------------|-------------------|--------------------------|
| Local Revenues | | | | | | |
| 2142100 CSAH 23 - Marshall St reconst fr Lowry Ave NE to St Anth Pkwy | 30,000 | 30,000 | 150,000 | 420,000 | 990,000 | 1,620,000 |
| Local Revenue - Subtotal | 13,106,000 | 15,743,000 | 23,043,000 | 26,835,000 | 15,427,000 | 94,154,000 |
| Other Revenues | | | | | | |
| 2201100 Cost Participation and Partnerships 2024-2028 | 1,500,000 | 0 | 0 | 0 | 0 | 1,500,000 |
| 2181200 CSAH 1 - Replace Bridge #27542 over Mn River Bluffs LRT Trail | 19,000 | 73,000 | 0 | 0 | 0 | 92,000 |
| 1006390 HERC Facility Preservation & Improvement 2021-2025 | 6,000,000 | 0 | 0 | 0 | 0 | 6,000,000 |
| 1006392 Transfer Station Facility Preservation 2021-2025 | 1,000,000 | 0 | 0 | 0 | 0 | 1,000,000 |
| 1010095 HERC Facility Preservation & Improvement 2026-2030 | 0 | 6,000,000 | 6,000,000 | 6,000,000 | 6,000,000 | 24,000,000 |
| 1010097 Transfer Station Facility Preservation 2026-2030 | 0 | 1,000,000 | 1,200,000 | 1,200,000 | 800,000 | 4,200,000 |
| 1011011 Sheriff's City Hall Admin Space Office Study | 100,000 | 0 | 0 | 0 | 0 | 100,000 |
| Other Revenues - Subtotal | 8,619,000 | 7,073,000 | 7,200,000 | 7,200,000 | 6,800,000 | 36,892,000 |
| Fund Transfer: HC Transportation Sales Tax | | | | | | |
| 1005876 METRO Green Line Extension Light Rail Transit | 90,047,888 | 0 | 0 | 0 | 0 | 90,047,888 |
| 1005877 METRO Blue Line Extension Light Rail Transit | 100,000,000 | 140,000,000 | 54,100,000 | 0 | 0 | 294,100,000 |
| Fund Transfer: HC Transportation Sales Tax - Subtotal | 190,047,888 | 140,000,000 | 54,100,000 | | | 384,147,888 |
| Fund Transfer: Metro Transportation Sales Tax | | | | | | |
| 2143102 CSAH 52 - Reconst Nicollet Ave fr 89th St to American Blvd | 2,070,000 | 952,000 | 9,030,000 | 2,256,000 | 0 | 14,308,000 |
| 2182800 CSAH 57 - Participate in Humboldt reconst fr 53rd to 57th Ave | 585,000 | 3,466,000 | 0 | 0 | 0 | 4,051,000 |
| 2176400 CSAH 152 - Replace Bridge #91333 over Bassett Creek | 300,000 | 0 | 0 | 0 | 0 | 300,000 |
| 2140900 CSAH 153 - Reconst Lowry Ave fr Washington St NE to Johnson | 0 | 0 | 0 | 1,500,000 | 0 | 1,500,000 |
| 2201000 Safety and Asset Management 2024-2028 | 6,875,000 | 6,675,000 | 6,675,000 | 6,675,000 | 0 | 26,900,000 |
| 2191400 CSAH 19 - Multimodal safety improv at Co Rd 19 and 109th Ave | 0 | 0 | 240,000 | 0 | 0 | 240,000 |
| 2143101 CSAH 52 - Reconstruct Nicollet Av fr 98th St to 89th St | 2,685,000 | 1,650,000 | 8,390,000 | 2,000,000 | 0 | 14,725,000 |
| 2984500 CSAH 23 - Marshall St reconst fr 3rd NE to Lowry Ave NE | 2,032,000 | 910,000 | 5,978,000 | 4,064,000 | 0 | 12,984,000 |
| 2211000 CSAH 66 - Golden Valley Rd safety Douglas to Theo Wirth Pkwy | 655,000 | 225,000 | 0 | 0 | 0 | 880,000 |
| 2210400 Pavement Rehabilitation Program 2022-2026 | 5,600,000 | 600,000 | 0 | 0 | 0 | 6,200,000 |
| 2220900 Pavement Rehabilitation Program 2027-2031 | 0 | 2,710,000 | 3,370,000 | 0 | 0 | 6,080,000 |
| 2220300 CSAH 33 & 35 - Park & Portland multimodal 38th St to I-94 | 3,523,000 | 703,000 | 5,907,000 | 0 | 0 | 10,133,000 |

Projects by Revenue Source

Categories shaded by Revenue Source

| Project Name and Number | 2025 BUDGET | 2026 | 2027 | 2028 | 2029 | 2025 - 2029 CIP TOTAL |
|---|--------------------|--------------------|--------------------|--------------------|--------------------|--------------------------|
| Fund Transfer: Metro Transportation Sales Tax | | | | | | |
| 2220500 CSAH 61 - Hemlock Ln improve safety at Elm Creek Blvd | 0 | 240,000 | 0 | 0 | 0 | 240,000 |
| 2211300 CSAH 102 - Douglas Dr improve safety Medicine Lk Rd to 51st | 0 | 100,000 | 0 | 0 | 0 | 100,000 |
| 2220600 CSAH 152 - Brooklyn Blvd improve safety at Welcome Ave | 0 | 0 | 145,000 | 0 | 0 | 145,000 |
| 2168000 CSAH 5 - Reconst Mntka Blvd fr Xylon to Vernon Ave | 0 | 0 | 790,000 | 600,000 | 0 | 1,390,000 |
| 2141000 CSAH 153 - Reconst Lowry/Kenzie Ter fr Johnson to St Anthony | 0 | 0 | 0 | 0 | 910,000 | 910,000 |
| 2850700 CSAH 73 - County Rd 73 Participate in Plymouth Station 73 | 1,000,000 | 0 | 0 | 0 | 0 | 1,000,000 |
| 2240300 CSAH 3 - Participate in Mtkka reconst fr Spring Ln to Williston | 4,400,000 | 0 | 15,700,000 | 0 | 0 | 20,100,000 |
| 2240200 CSAH 12 - Reconst Dayton Rvr Rd fr Colburn to Linwood Forest | 1,320,000 | 1,164,000 | 942,000 | 9,754,000 | 0 | 13,180,000 |
| 2120700 CSAH 32 - Reconst Penn Ave fr 75th to TH 62 | 2,160,000 | 1,710,000 | 1,237,000 | 8,720,000 | 6,852,000 | 20,679,000 |
| 2230600 CSAH 52 - Participate in MnDOT reconst fr Industrial to 33rd | 0 | 0 | 0 | 3,850,000 | 0 | 3,850,000 |
| 2221000 Metro Transit H Line - Additional Scope | 910,000 | 672,000 | 273,000 | 4,415,000 | 0 | 6,270,000 |
| 2241000 Safety and Asset Management 2029-2033 | 0 | 0 | 0 | 0 | 6,675,000 | 6,675,000 |
| 2167900 CSAH 5 - Reconstruct Minnetonka Blvd fr Chippewa to Aquila | 2,102,000 | 1,700,000 | 1,105,000 | 7,865,000 | 7,337,000 | 20,109,000 |
| 2240600 CSAH 12 - Reconstruct CSAH 12 fr CSAH 144 to Vicksburg | 0 | 2,160,000 | 1,687,000 | 914,000 | 8,225,000 | 12,986,000 |
| 2932400 CSAH 30 - Reconstruct 93rd fr Wellington to N Oaks | 0 | 0 | 0 | 0 | 840,000 | 840,000 |
| 2240700 CSAH 152 - Reconstruct Cedar Ave fr 42nd St to Lake St | 0 | 0 | 0 | 800,000 | 230,000 | 1,030,000 |
| 2142100 CSAH 23 - Marshall St reconst fr Lowry Ave NE to St Anth Pkwy | 0 | 0 | 0 | 0 | 780,000 | 780,000 |
| Fund Transfer: Metro Transportation Sales Tax - Subtotal | 36,217,000 | 25,637,000 | 61,469,000 | 53,413,000 | 31,849,000 | 208,585,000 |
| TOTAL | 568,307,769 | 609,414,500 | 511,843,000 | 243,743,000 | 162,179,000 | 2,095,487,269 |

Historic Capital Budget Information

Revenue Sources and Capital Budget as a share of the Total County Budget

Revenue Sources in the Capital Budget:

| Year | GO Bonding* Property Tax supported | GO Bonding* Enterprise supported | GO Bonding* Sales Tax supported | HC & Metro Sales & Use Tax (Fund Xfr) | Property & Wheelage Taxes | State, Federal, Enterprise, Other | Total Capital Budget | Total County Budget | Capital Budget as % of County Budget |
|------|--|--|---------------------------------------|---|------------------------------|--------------------------------------|-------------------------|------------------------|--|
| 2000 | 93,114,971 | - | - | - | 3,001,600 | 50,578,500 | 146,695,071 | 1,501,060,643 | 9.77% |
| 2001 | 94,369,060 | - | - | - | 2,661,000 | 30,755,940 | 127,786,000 | 1,573,567,747 | 8.12% |
| 2002 | 90,749,400 | - | - | - | 2,668,000 | 45,762,300 | 139,179,700 | 1,691,834,340 | 8.23% |
| 2003 | 64,860,350 | - | - | - | 2,590,680 | 39,508,000 | 106,959,030 | 1,722,826,542 | 6.21% |
| 2004 | 50,339,000 | - | - | - | 450,000 | 40,128,000 | 90,917,000 | 1,641,201,077 | 5.54% |
| 2005 | 61,588,400 | - | - | - | 1,492,000 | 80,061,600 | 143,142,000 | 1,763,155,417 | 8.12% |
| 2006 | 83,789,941 | 14,300,000 | - | - | 2,051,000 | 74,797,679 | 174,938,620 | 1,895,331,674 | 9.23% |
| 2007 | 89,116,000 | 35,605,000 | - | - | 2,703,000 | 68,743,093 | 196,167,093 | 1,494,604,092 | 13.13% |
| 2008 | 102,046,000 | 412,000 | - | - | 3,003,654 | 58,738,346 | 164,200,000 | 1,599,431,279 | 10.27% |
| 2009 | 134,411,335 | 4,719,000 | - | - | 1,847,000 | 75,775,665 | 216,753,000 | 1,723,030,661 | 12.58% |
| 2010 | 69,645,000 | 2,700,000 | - | - | 1,656,000 | 85,315,000 | 159,316,000 | 1,595,987,721 | 9.98% |
| 2011 | 56,192,000 | 1,250,000 | - | - | 1,611,000 | 75,702,669 | 134,755,669 | 1,561,430,109 | 8.63% |
| 2012 | 41,834,000 | 768,750 | - | - | 6,151,000 | 70,074,500 | 118,828,250 | 1,649,528,239 | 7.20% |
| 2013 | 64,463,641 | 23,000,000 | - | - | 4,736,000 | 90,742,328 | 182,941,969 | 1,778,594,937 | 10.29% |
| 2014 | 64,831,000 | 32,547,000 | - | - | 4,659,000 | 78,997,000 | 181,034,000 | 1,778,819,247 | 10.18% |
| 2015 | 101,604,000 | 23,000,000 | - | - | 7,261,000 | 125,083,270 | 256,948,270 | 1,817,156,875 | 14.14% |
| 2016 | 110,247,852 | 72,689,000 | - | - | 5,730,218 | 99,417,148 | 288,084,218 | 1,943,278,336 | 14.82% |
| 2017 | 110,648,000 | 72,312,000 | - | - | 5,875,218 | 119,585,390 | 308,420,608 | 1,937,726,503 | 15.92% |
| 2018 | 206,418,000 | 3,925,000 | 150,000,000 | - | 4,850,218 | 68,175,008 | 433,368,226 | 2,379,198,742 | 18.21% |
| 2019 | 136,011,600 | 11,675,000 | 152,076,000 | 100,000,000 | 3,865,000 | 67,016,400 | 470,644,000 | 2,359,677,967 | 19.95% |
| 2020 | 107,176,000 | 5,000,000 | 160,924,000 | 123,615,664 | 3,004,000 | 62,341,500 | 462,061,164 | 2,436,242,037 | 18.97% |
| 2021 | 124,621,870 | 6,000,000 | - | 1,191,449 | 1,875,000 | 56,037,141 | 189,725,460 | 2,197,873,815 | 8.63% |
| 2022 | 217,839,500 | 22,000,000 | - | 10,000,000 | 2,654,000 | 84,521,000 | 337,014,500 | 2,455,784,326 | 13.72% |
| 2023 | 194,375,800 | 23,100,000 | - | 138,000,000 | 2,410,000 | 89,770,000 | 447,655,800 | 2,706,003,227 | 16.54% |
| 2024 | 197,883,024 | 1,000,000 | - | 56,650,000 | 6,965,000 | 80,346,611 | 342,844,635 | 2,647,343,892 | 12.95% |
| 2025 | 215,025,000 | 14,165,000 | - | 226,264,888 | 3,072,000 | 109,780,881 | 568,307,769 | 3,009,766,876 | 18.88% |
| 2026 | 253,392,500 | 17,265,000 | 60,000,000 | 165,637,000 | 9,047,000 | 104,073,000 | 609,414,500 | 3,009,766,876 | 20.25% |
| 2027 | 168,095,000 | 96,000,000 | - | 115,569,000 | 6,954,000 | 125,225,000 | 511,843,000 | 3,009,766,876 | 17.01% |
| 2028 | 68,210,000 | 22,570,000 | - | 53,413,000 | 6,669,000 | 92,881,000 | 243,743,000 | 3,009,766,876 | 8.10% |
| 2029 | 59,500,000 | 1,000,000 | - | 31,849,000 | 6,959,000 | 62,871,000 | 162,179,000 | 3,009,766,876 | 5.39% |

* GO Bonding is a General Obligation bond issuance backed by the full faith and credit of the county.

NOTES:

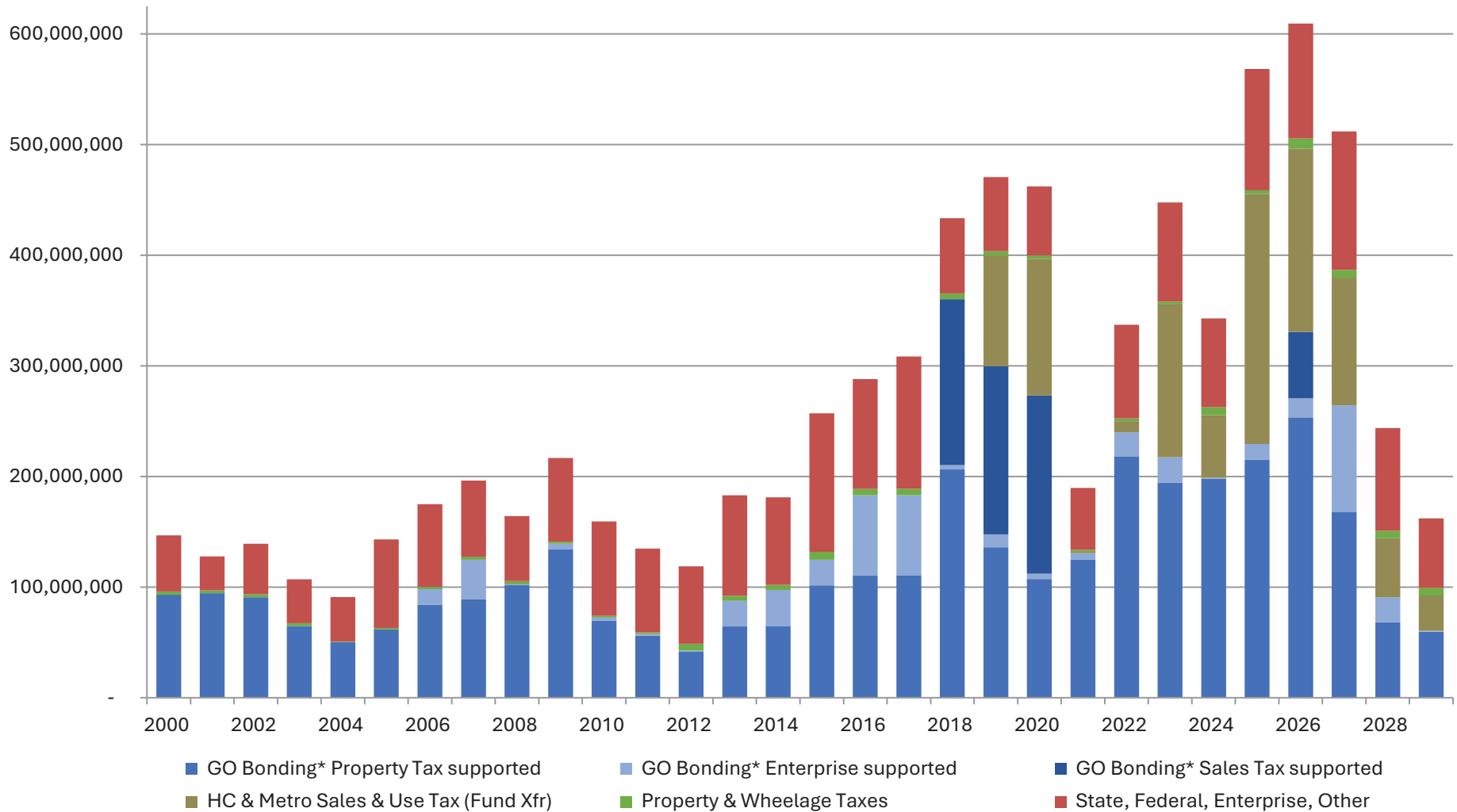
For comparative purposes, each annual capital budget and total county budget shown is the original budget effective January 1 of that year (unadjusted).

Years 2025 - 2029 is the County Board Adopted 5-Year Capital Improvement Program.

Total County Budget for years 2025-2029 is the County Board Adopted 2025 Budget.

Historic Capital Budget Information

Revenue Sources



* GO Bonding is a General Obligation bond issuance backed by the full faith and credit of the county.

NOTES:

For comparative purposes, each annual capital budget shown is the original budget effective January 1 of that year (unadjusted).
 Years 2025 - 2029 is the County Board Adopted 5-Year Capital Improvement Program.

2025-2029 Debt Perspective

The debt management strategy of Hennepin County for 2025 through 2029 takes into account the need to borrow funds for completion of the Capital Improvement Plan as adopted by the County Board.

At the end of 2024, Hennepin County had \$1,359.1 million of general obligation (GO) debt outstanding. Of this amount, there was \$1,056.2 million of general obligation property tax levy-supported debt outstanding. Additionally, there was \$302.9 million of general obligation revenue-supported bonds outstanding. This amount consists of \$297.0 million of general obligation sales tax revenue bonds secured by the County's 0.50% transportation sales tax and \$5.9 million of bonds issued on behalf of the Minnehaha Creek Watershed District, which are payable from that special district's property tax levy.

The county is authorized by state statute to issue debt for general capital improvement projects as well as for a variety of other purposes, including libraries, solid waste facilities and capital equipment. These authorities are briefly summarized in the next section.

The total amount of debt that the county could potentially issue under its general capital improvement bonding authority (Minnesota Statutes 373.40, as described below) is approximately \$3.0 billion. This amount of bonding authority varies with changes in the taxable market value of property within the county. All of the county's currently outstanding property tax supported debt (\$1,056.2 million) has been issued pursuant to this authority. The current

capital plan includes \$190 million of new general obligation debt issuance payable from property tax revenues in 2025.

In general, the county makes use of bonded indebtedness in accordance with these principles:

1. Debt is normally issued only for major projects with a county expense in excess of \$150,000;
2. Debt is not to be used for operating projects or those projects whose life expectancy does not exceed the maturity of the bonds;
3. The county balances debt issuance and current property taxes for capital projects to maintain consistent levels of tax burden; and
4. The county maintains its strong financial framework and AAA (Fitch)/AAA (S&P Global) long-term general obligation bond ratings.

The county's outstanding debt at the end of 2023 and 2024, and future debt service property tax levy requirements are summarized at the conclusion of this section.

Summary of County's Authority to Issue Debt

In addition to the general financing authority for Minnesota counties, provided by Minnesota (MN) Statutes, Chapter 475, as amended, the County has authority to issue general obligation and revenue bonds or notes for a wide variety of purposes pursuant to different statutory authorities. A brief summary of some of the various purposes for which the County may issue bonds follows.

Capital Improvement Bonds – MN Statutes, Section 373.40

The County can issue general obligation bonds under this statute for the acquisition or betterment of public lands, buildings, or other improvements within the County for the purpose of a County courthouse, administrative building, health or social service facility, correctional facility, jail, law enforcement center, hospital, morgue, library, park, qualified indoor ice arena, roads and bridges, public works facilities, fairground buildings, records and data storage, and the acquisition of certain development rights. The County may also issue bonds under this provision for certain housing and redevelopment projects.

Issuance of debt pursuant to this authority is subject to certain limitations: (i) the County must annually adopt a five-year capital improvement plan; (ii) the maximum annual principal and interest for all bonds issued pursuant to this authority must be less than 0.12% of the estimated market value in the County; and (iii) bonds issued pursuant to this authority could be subject to referendum upon petition by voters equal to 5% of the votes cast at the last general election in the County.

Library Bonds – MN Statutes, Section 383B.245

The County is authorized to issue general obligation bonds to acquire, better and construct County library buildings and branches payable from a tax levy not exceeding, in aggregate, 0.01612% of the estimated market value of taxable property in the County.

Capital Notes – MN Statutes, Section 373.01, Subd. 3

The County is authorized to issue capital notes subject to the County debt limit to finance capital equipment that has an expected useful life at least equal to the term of the notes. The notes must mature in ten years or less.

Tax Anticipation Notes – MN Statutes, Section 383B.117, Subd. 1

The County may issue certificates of indebtedness in anticipation of the collection of taxes levied for any fund and not yet collected. The County has established a commercial paper program, in an amount not to exceed \$250 million outstanding at any one time and has authorized the issuance of certificates of indebtedness in the form of commercial paper certificates pursuant to this authority.

Capital Notes – MN Statutes, 383B.117, Subd. 2

The County is authorized to issue capital notes to finance equipment acquisition. The principal amount of the notes issued for any year cannot exceed 1% of that year's annual budget and the notes must mature in ten years or less. The annual budget for Hennepin Healthcare System, Inc. is added to the budget of the County in calculating this limitation. The capital notes issuable under this statute are

in addition to obligations issuable under Section 373.01, Subd. 3.

Transportation Sales Tax Bonds – MN Statutes, Section 297A.993

The County is authorized under Minnesota Statutes, Section 297A.993 to issue bonds for (i) payment of the capital cost of a specific transportation project or improvement; (ii) payment of the costs, which may include both capital and operating costs, of a specific transit project or improvement; (iii) payment of the capital costs of a safe routes to school program; or (iv) payment of transit operating costs.

Such bonds may be issued as special limited obligations of the County, payable solely from the proceeds of 0.50% sales and use tax and a \$20 motor vehicle excise tax, or the County may choose to pledge its full faith, credit and taxing power as additional security for the bonds. The Hennepin County Regional Railroad Authority may also pledge its taxing powers to provide further security for such bonds.

Watershed District Bonds – MN Statutes, Section 103B.251

The County may issue general obligation bonds to pay in whole or in part the costs of capital improvements contained in the capital improvement plan of a watershed management district located within the County. The bonds issued under this authority shall be paid from the proceeds of a tax levied on that part of the watershed identified in the certification for payment made to the County.

Solid Waste Facilities – MN Statutes, Section 473.811

The County may by resolution authorize the issuance of general obligation and/or revenue bonds to provide funds

for various solid waste facilities or improvements.

Parking Facilities – MN Statutes, Section 383B.20

The County is authorized to issue general obligation and/or revenue bonds to provide off-street parking facilities. No election is required if the net revenues of the off-street parking facility are pledged to the bonds. However, the bonds are included in computing the net debt of the County.

Installment and Lease Purchase Agreements for Personal Property – MN Statutes, Section 465.71

The County is authorized to enter into an installment contract for personal property or to lease real or personal property with an option to purchase under a lease-purchase agreement. Such contracts and agreements must be subject to annual termination through non-appropriation at the discretion of the County Board.

Installment and Lease Purchase Agreements for Equipment – MN Statutes, Section 383B.143, Subd. 2

The County is authorized to enter into an installment purchase or lease purchase agreement of equipment for a period not to exceed seven years. The agreements are subject to annual appropriations by the County Board.

Real Property Leases – MN Statutes, Section 383B.159

The County is authorized to enter into full-term real property leases, including lease-purchase agreements.

Jail Bonds – MN Statutes, Section 641.23

The County is authorized to issue bonds for a jail without a referendum provided the annual debt payable in any year shall not exceed .09671% of estimated market value of taxable property in the County.

Law Enforcement Facility Lease Revenue Agreement – MN Statutes, Section 641.24

The County is authorized to enter into leases for the purpose of financing law enforcement facilities. Under this arrangement, a city within the County or the County Housing and Redevelopment Authority would issue revenue bonds to finance a law enforcement facility, construct the facility and lease it to the County. The County would be required to levy a tax to pay the lease rentals in an amount sufficient to pay the revenue bonds, which tax levy would not be subject to the levy limitation, provided that the rentals under the lease not exceed in any year 1/10th of 1% of the estimated market value within the County.

Other Bonding Authority – MN Statutes, Section 475.52, Subd. 6

The County is authorized to issue bonds to pay unpaid judgments against it and to fund certain actuarial liabilities. No election is required.

Multijurisdictional Programs – MN Statutes, 383B.79

The County is authorized to participate in multijurisdictional reinvestment programs with other political subdivisions located entirely or partially within the County for statutorily specified purposes, including but not limited to housing projects, housing development projects or redevelopment projects, and projects located in designated transportation improvement areas. Bonds for such projects may be issued by either the County or the HRA, subject to the statutory procedures and limitations that govern Capital Improvement Bonds under Section 373.40.

Ballpark Sales Tax Revenue Bonds – MN Statutes, Section 473.757, Subd. 9

The County is authorized to issue revenue bonds payable from the proceeds of a 0.15% county-wide sales tax, to provide funds to finance a portion of the costs to acquire and construct a major league baseball park, owned and operated by the Minnesota Ballpark Authority. The County has issued the maximum principal amount of bonds authorized under this statute and is authorized to refund such bonds.

Revenue Bonds

The County is authorized under Minnesota law to issue revenue bonds for various purposes, including County-owned nursing homes (Section 376.56), medical facilities (Sections 447.45-447.50), certain industrial development projects and facilities for nonprofit corporations (Sections 469.152-469.165), recreational facilities (Section 471.15), indoor ice arenas (Sections 373.43 and 373.44) and district heating systems (Section 475.525). Bonds payable wholly from revenues are not subject to the County debt limit or any election requirement.

More details about the County's outstanding debt are included in county bond official statements that are available by request from the Office of Budget and Finance or online at <https://emma.msrb.org>.

The following tables show the outstanding debt of the county, the 2025 adopted debt service levy and the future levy requirements needed to support the County’s outstanding property tax supported debt.

Table 1: County debt outstanding and 2025 adopted debt service levy

| | Debt Outstanding as of 12/31/2023 | Debt Outstanding as of 12/31/2024 | 2025 Debt Service Levy |
|--|--------------------------------------|--------------------------------------|---------------------------|
| Property Tax-Supported General Obligation Bonds | \$1,065,365,000 | \$1,056,150,000 | \$108,000,000 |
| Other General Obligation Bonds | | | |
| Minnehaha Creek Watershed District (1) | 6,605,000 | 5,905,000 | |
| Transportation Sales Tax Bonds (2) | 309,630,000 | 297,030,000 | |
| Ballpark Sales Tax Revenue Bonds (3) | 42,215,000 | 34,185,000 | |
| Total | \$1,423,815,000 | \$1,393,270,000 | |

(1) These bonds are payable from property taxes levied within the Minnehaha Creek Watershed District.

(2) These bonds are payable from proceeds of a 0.50% Hennepin County transportation sales tax.

(3) These bonds are payable from proceeds of a 0.15% Hennepin County ballpark sales tax.

Table 2: Future debt service property tax requirements on outstanding debt

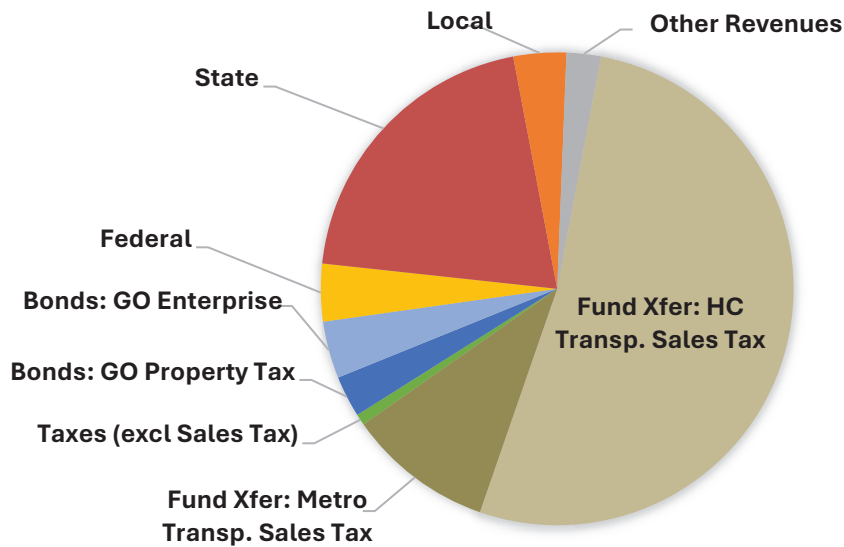
| Year | Total Levy |
|--------------|-------------------------|
| 2025 | \$108,000,000 |
| 2026 | 115,804,644 |
| 2027 | 112,371,366 |
| 2028 | 109,976,731 |
| 2029 | 104,255,902 |
| 2030 | 96,843,638 |
| 2031 | 96,549,987 |
| 2032 | 92,758,096 |
| 2033 | 94,672,505 |
| 2034 | 102,961,471 |
| 2035-44 | 565,065,302 |
| Total | \$ 1,608,505,454 |

II. Public Works

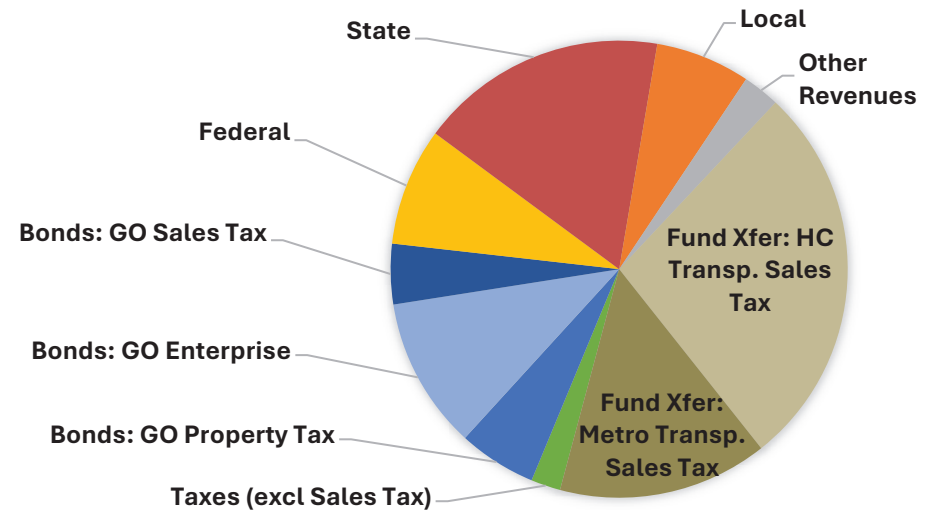
Revenues | Public Works

Public Works connects people to places through planning, designing, engineering, and constructing roads, bridges, and transit lines. Using innovative technologies, Public Works maintains, operates, and preserves the county's highway system. Public Works also manages solid waste, delivers clean energy, and protects the environment. Staff seeks opportunities to reduce disparities in the Transportation Domain and supporting connectivity and activities with the other six domains (education, employment, health, housing, income and justice). The team also supports the Hennepin County Regional Railroad Authority, provides Fleet Services to all lines of business in the county and manages the Energy Center which heats and cools county buildings in downtown Minneapolis.

2025 BUDGET

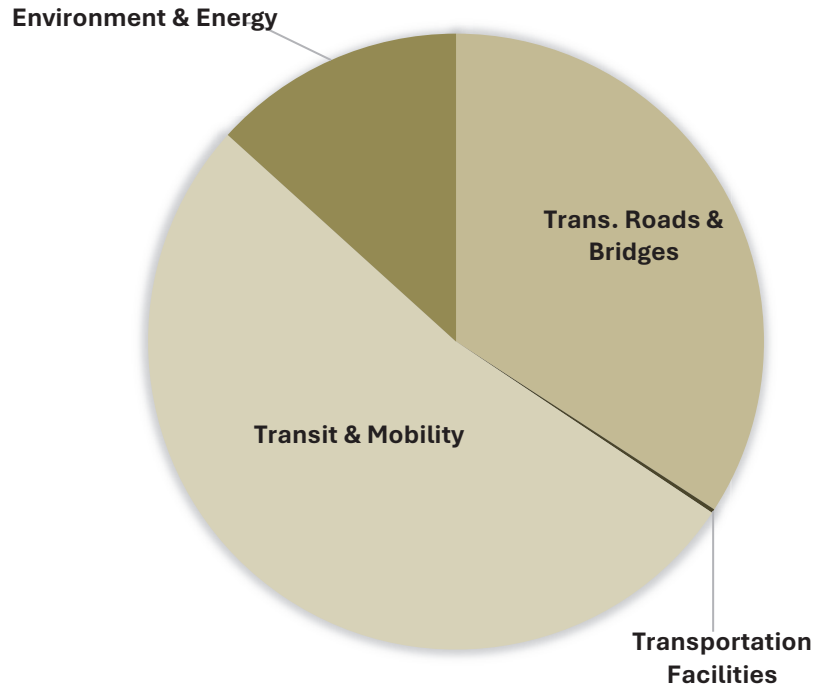


2025 - 2029 CIP

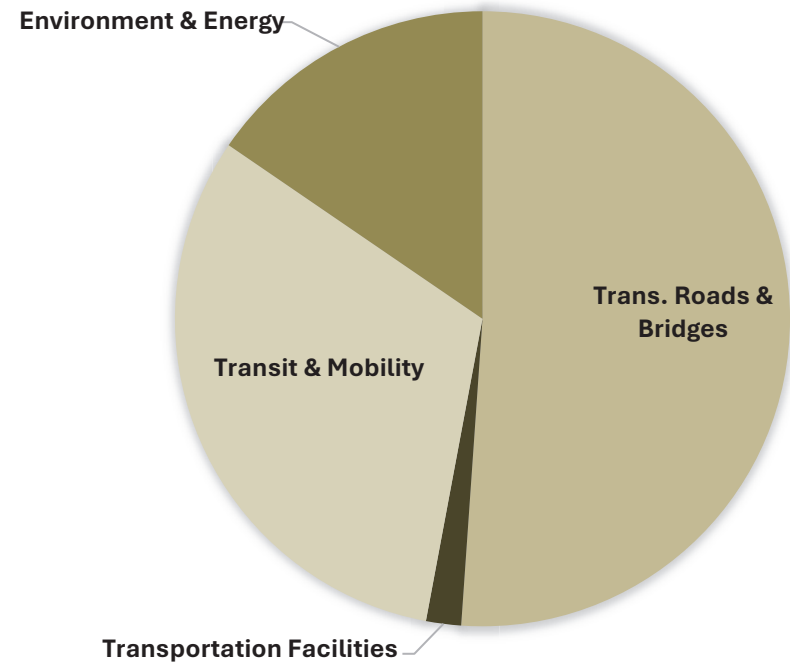


| Revenue Source | 2025 Budget | 2026 | 2027 | 2028 | 2029 | 2025 - 2029 CIP |
|------------------------------------|---------------------------|--------------------|--------------------|--------------------|--------------------|-----------------------------|
| Taxes (excl Sales Tax) | 2,772,000 0.8% | 6,947,000 | 6,654,000 | 6,369,000 | 6,659,000 | 29,401,000 2.1% |
| Bonds: GO Property Tax | 10,285,000 2.8% | 37,110,000 | 10,210,000 | 10,000,000 | 10,000,000 | 77,605,000 5.5% |
| Bonds: GO Enterprise | 14,165,000 3.9% | 17,265,000 | 96,000,000 | 22,570,000 | 1,000,000 | 151,000,000 10.7% |
| Bonds: GO Sales Tax | 0 0.0% | 60,000,000 | 0 | 0 | 0 | 60,000,000 4.3% |
| Federal | 14,301,265 3.9% | 30,440,000 | 45,884,000 | 19,500,000 | 7,000,000 | 117,125,265 8.3% |
| State | 73,754,616 20.3% | 50,817,000 | 49,098,000 | 39,346,000 | 33,644,000 | 246,659,616 17.5% |
| Local | 13,106,000 3.6% | 15,743,000 | 23,043,000 | 26,835,000 | 15,427,000 | 94,154,000 24.5% |
| Other Revenues | 8,519,000 2.3% | 7,073,000 | 7,200,000 | 7,200,000 | 6,800,000 | 36,792,000 9.6% |
| Fund Xfer: HC Transp. Sales Tax | 190,047,888 52.3% | 140,000,000 | 54,100,000 | 0 | 0 | 384,147,888 100.0% |
| Fund Xfer: Metro Transp. Sales Tax | 36,217,000 10.0% | 25,637,000 | 61,469,000 | 53,413,000 | 31,849,000 | 208,585,000 54.4% |
| Total | 363,167,769 100.0% | 391,032,000 | 353,658,000 | 185,233,000 | 112,379,000 | 1,405,469,769 236.9% |

2025 BUDGET



2025 - 2029 CIP



| Department | 2025 Budget | | 2026 | 2027 | 2028 | 2029 | 2025 - 2029 CIP | |
|---------------------------|--------------------|---------------|--------------------|--------------------|--------------------|--------------------|----------------------|---------------|
| Trans. Roads & Bridges | 124,102,881 | 34.2% | 138,915,000 | 195,914,000 | 155,264,000 | 104,090,000 | 718,285,881 | 51.1% |
| Transportation Facilities | 750,000 | 0.2% | 25,115,000 | 0 | 0 | 0 | 25,865,000 | 1.8% |
| Transit & Mobility | 190,047,888 | 52.2% | 200,000,000 | 54,100,000 | 0 | 0 | 444,147,888 | 31.6% |
| Environment & Energy | 48,267,000 | 13.3% | 27,002,000 | 103,644,000 | 29,969,000 | 8,289,000 | 217,171,000 | 15.5% |
| Total | 363,167,769 | 100.0% | 391,032,000 | 353,658,000 | 185,233,000 | 112,379,000 | 1,405,469,769 | 100.0% |

CBTF Recommended: Revenues by Project

NOTE: All Total and subtotal lines precede detail

Projects shaded by Line of Business

| | | | | | 5-Year Capital Improvement Program | | | | | | |
|---|---------|--|----------------------|--------------------|------------------------------------|--------------------|--------------------|--------------------|--------------------|-------------------|----------------------|
| Pg# | Project | Revenue Category | Budget to Date | Budget Remaining | 2025 Budget | 2026 | 2027 | 2028 | 2029 | Beyond 2029 | Total Project |
| PUBLIC WORKS | | | 1,497,873,863 | 482,860,912 | 363,167,769 | 391,032,000 | 353,658,000 | 185,233,000 | 112,379,000 | 98,010,000 | 3,001,353,632 |
| Transportation Roads & Bridges | | | 296,521,495 | 113,424,062 | 124,102,881 | 138,915,000 | 195,914,000 | 155,264,000 | 104,090,000 | 98,010,000 | 1,112,817,376 |
| II-14 | 2181200 | CSAH 1 - Replace Bridge #27542 over Mn River Bluffs LRT Trail | 974,000 | 909,963 | 106,000 | 6,220,000 | 0 | 0 | 0 | 0 | 7,300,000 |
| | | Federal - Other - Roads | 0 | | 0 | 4,760,000 | 0 | 0 | 0 | 0 | 4,760,000 |
| | | Mn/DOT State Aid - Regular | 910,000 | 910,000 | 49,000 | 1,095,000 | 0 | 0 | 0 | 0 | 2,054,000 |
| | | Eden Prairie | 50,000 | 50,000 | 38,000 | 292,000 | 0 | 0 | 0 | 0 | 380,000 |
| | | Other - Roads | 14,000 | 14,000 | 19,000 | 73,000 | 0 | 0 | 0 | 0 | 106,000 |
| II-16 | 2240300 | CSAH 3 - Participate in Mtka reconst fr Spring Ln to Williston | 0 | 0 | 4,400,000 | 0 | 15,700,000 | 0 | 0 | 0 | 20,100,000 |
| | | Transfer - Metro Tax - Active Transpo | 0 | | 1,100,000 | 0 | 3,925,000 | 0 | 0 | 0 | 5,025,000 |
| | | Transfer - Metro Tax - Preservation | 0 | | 3,300,000 | 0 | 11,775,000 | 0 | 0 | 0 | 15,075,000 |
| II-18 | 2181300 | CSAH 4 - Replace Bridge #27502 over TC&W Railroad | 700,000 | 700,000 | 420,000 | 380,000 | 7,860,000 | 0 | 0 | 0 | 9,360,000 |
| | | Federal - Other - Roads | 0 | | 0 | 0 | 5,552,000 | 0 | 0 | 0 | 5,552,000 |
| | | Mn/DOT State Aid - Regular | 680,000 | 680,000 | 380,000 | 250,000 | 1,964,000 | 0 | 0 | 0 | 3,274,000 |
| | | Eden Prairie | 20,000 | 20,000 | 40,000 | 130,000 | 344,000 | 0 | 0 | 0 | 534,000 |
| II-20 | 2167900 | CSAH 5 - Reconstruct Minnetonka Blvd fr Chippewa to Aquila | 0 | 0 | 2,190,000 | 1,980,000 | 1,970,000 | 9,795,000 | 9,135,000 | 0 | 25,070,000 |
| | | State - Other - Roads | 0 | | 0 | 0 | 0 | 230,000 | 230,000 | 0 | 460,000 |
| | | Minnetonka | 0 | | 22,000 | 80,000 | 255,000 | 735,000 | 702,000 | 0 | 1,794,000 |
| | | St Louis Park | 0 | | 66,000 | 200,000 | 610,000 | 965,000 | 866,000 | 0 | 2,707,000 |
| | | Transfer - Metro Tax - Active Transpo | 0 | | 420,000 | 340,000 | 221,000 | 1,573,000 | 1,467,000 | 0 | 4,021,000 |
| | | Transfer - Metro Tax - Preservation | 0 | | 1,682,000 | 1,360,000 | 884,000 | 6,292,000 | 5,870,000 | 0 | 16,088,000 |
| II-22 | 2168000 | CSAH 5 - Reconst Mntka Blvd fr Xylon to Vernon Ave | 200,000 | 0 | 5,090,000 | 3,150,000 | 13,290,000 | 8,970,000 | 0 | 0 | 30,700,000 |
| | | Federal - Other - Roads | 0 | | 0 | 0 | 7,000,000 | 0 | 0 | 0 | 7,000,000 |
| | | Mn/DOT State Aid - Regular | 200,000 | | 4,575,000 | 1,770,000 | 4,400,000 | 6,700,000 | 0 | 0 | 17,645,000 |
| | | St Louis Park | 0 | | 515,000 | 1,380,000 | 1,100,000 | 1,670,000 | 0 | 0 | 4,665,000 |
| | | Transfer - Metro Tax - Complete St | 0 | | 0 | 0 | 790,000 | 600,000 | 0 | 0 | 1,390,000 |
| II-24 | 2168100 | CSAH 5 - Reconst Mntka Blvd fr TH 100 to France Ave | 18,965,000 | (655,160) | 4,400,000 | 0 | 0 | 0 | 0 | 0 | 23,365,000 |
| | | Property Tax | 650,000 | | 0 | 0 | 0 | 0 | 0 | 0 | 650,000 |
| | | Federal - Other - Roads | 7,000,000 | | 1,206,384 | 0 | 0 | 0 | 0 | 0 | 8,206,384 |
| | | Mn/DOT State Aid - Regular | 2,320,000 | | 4,533,616 | 0 | 0 | 0 | 0 | 0 | 6,853,616 |
| | | Mn/DOT State Aid - Flex ES | 3,390,000 | | (1,240,000) | 0 | 0 | 0 | 0 | 0 | 2,150,000 |
| | | Minneapolis | 245,000 | | 80,000 | 0 | 0 | 0 | 0 | 0 | 325,000 |
| | | St Louis Park | 5,360,000 | | (180,000) | 0 | 0 | 0 | 0 | 0 | 5,180,000 |
| II-26 | 2172600 | CSAH 5 - Reconst Franklin Ave fr Lyndale to Chicago Ave | 8,110,000 | 6,150,295 | 15,740,000 | 11,900,000 | 0 | 0 | 0 | 0 | 35,750,000 |
| | | Federal - Other - Roads | 0 | | 10,088,000 | 0 | 0 | 0 | 0 | 0 | 10,088,000 |
| | | Mn/DOT State Aid - Regular | 5,910,000 | | 4,504,000 | 8,920,000 | 0 | 0 | 0 | 0 | 19,334,000 |
| | | Minneapolis | 2,200,000 | | 1,148,000 | 2,980,000 | 0 | 0 | 0 | 0 | 6,328,000 |

CBTF Recommended: Revenues by Project

NOTE: All Total and subtotal lines precede detail

Projects shaded by Line of Business

| Pg# | Project | Revenue Category | Budget to Date | Budget Remaining | 5-Year Capital Improvement Program | | | | | Beyond 2029 | Total Project |
|-------|---------|--|----------------|------------------|------------------------------------|-----------|------------|------------|------------|-------------|---------------|
| | | | | | 2025 Budget | 2026 | 2027 | 2028 | 2029 | | |
| II-28 | 2200800 | CSAH 10 - Replace Bridge #91131 over Twin Lake | 325,000 | 255,783 | 1,760,000 | 0 | 0 | 0 | 0 | 0 | 2,085,000 |
| | | Federal - Other - Roads | 0 | | 1,040,000 | 0 | 0 | 0 | 0 | 0 | 1,040,000 |
| | | Mn/DOT State Aid - Regular | 223,000 | | 612,000 | 0 | 0 | 0 | 0 | 0 | 835,000 |
| | | Brooklyn Center | 51,000 | | 54,000 | 0 | 0 | 0 | 0 | 0 | 105,000 |
| | | Crystal | 51,000 | | 54,000 | 0 | 0 | 0 | 0 | 0 | 105,000 |
| II-30 | 2240200 | CSAH 12 - Reconst Dayton Rvr Rd fr Colburn to Linwood Forest | 0 | 0 | 1,375,000 | 1,390,000 | 1,680,000 | 12,005,000 | 0 | 0 | 16,450,000 |
| | | Champlin | 0 | | 55,000 | 226,000 | 738,000 | 2,251,000 | 0 | 0 | 3,270,000 |
| | | Transfer - Metro Tax - Preservation | 0 | | 1,320,000 | 1,164,000 | 942,000 | 9,754,000 | 0 | 0 | 13,180,000 |
| II-32 | 2240600 | CSAH 12 - Reconstruct CSAH 12 fr CSAH 144 to Vicksburg | 0 | 0 | 0 | 2,250,000 | 1,930,000 | 1,630,000 | 10,130,000 | 9,430,000 | 25,370,000 |
| | | Dayton | 0 | | 0 | 90,000 | 243,000 | 716,000 | 1,905,000 | 1,765,000 | 4,719,000 |
| | | Transfer - Metro Tax - Preservation | 0 | | 0 | 2,160,000 | 1,687,000 | 914,000 | 8,225,000 | 7,665,000 | 20,651,000 |
| II-34 | 2194500 | CSAH 15 - Reconst Gleason Lk Rd fr TH 12 to Vicksburg | 0 | 0 | 780,000 | 721,000 | 836,000 | 6,987,000 | 0 | 0 | 9,324,000 |
| | | Mn/DOT State Aid - Regular | 0 | | 702,000 | 566,000 | 414,000 | 2,794,000 | 0 | 0 | 4,476,000 |
| | | Mn/DOT State Aid - Municipal | 0 | | 59,000 | 91,000 | 216,000 | 3,144,000 | 0 | 0 | 3,510,000 |
| | | Minnetonka | 0 | | 12,000 | 59,000 | 204,000 | 699,000 | 0 | 0 | 974,000 |
| | | Wayzata | 0 | | 7,000 | 5,000 | 2,000 | 350,000 | 0 | 0 | 364,000 |
| II-36 | 2193000 | CSAH 15 - Reconst fr Ferndale to BNSF Bridge #27565 | 0 | 0 | 860,000 | 475,000 | 8,375,000 | 0 | 0 | 0 | 9,710,000 |
| | | Mn/DOT State Aid - Municipal | 0 | | 715,000 | 385,000 | 7,070,000 | 0 | 0 | 0 | 8,170,000 |
| | | Mn/DOT State Aid - Flex ES | 0 | | 145,000 | 90,000 | 1,305,000 | 0 | 0 | 0 | 1,540,000 |
| II-38 | 2173000 | CSAH 17 - France Ave Safety Impr fr American Blvd to 76th St | 7,811,400 | 1,071,114 | 0 | 0 | 0 | 0 | 0 | 0 | 7,811,400 |
| | | Property Tax | 200,000 | | 0 | 0 | 0 | 0 | 0 | 0 | 200,000 |
| | | Federal - Other - Roads | 2,461,400 | | 0 | 0 | 0 | 0 | 0 | 0 | 2,461,400 |
| | | Mn/DOT State Aid - Regular | 3,585,000 | | 0 | 0 | 0 | 0 | 0 | 0 | 3,585,000 |
| | | Bloomington | 505,000 | | 0 | 0 | 0 | 0 | 0 | 0 | 505,000 |
| | | Edina | 1,060,000 | | 0 | 0 | 0 | 0 | 0 | 0 | 1,060,000 |
| II-40 | 2200900 | CSAH 17 - Replace Bridge #90475 over Nine Mile Creek | 480,000 | 432,940 | 2,505,000 | 0 | 0 | 0 | 0 | 0 | 2,985,000 |
| | | Mn/DOT State Aid - Regular | 480,000 | | 2,505,000 | 0 | 0 | 0 | 0 | 0 | 2,985,000 |
| II-42 | 2191400 | CSAH 19 - Multimodal safety improv at Co Rd 19 and 109th Ave | 0 | 0 | 770,000 | 475,000 | 3,145,000 | 0 | 0 | 0 | 4,390,000 |
| | | Federal - Other - Roads | 0 | | 0 | 0 | 1,020,000 | 0 | 0 | 0 | 1,020,000 |
| | | Mn/DOT State Aid - Flex ES | 0 | | 730,000 | 405,000 | 1,510,000 | 0 | 0 | 0 | 2,645,000 |
| | | Corcoran | 0 | | 17,000 | 55,000 | 95,000 | 0 | 0 | 0 | 167,000 |
| | | Hanover | 0 | | 23,000 | 15,000 | 280,000 | 0 | 0 | 0 | 318,000 |
| | | Transfer - Metro Tax - Active Transpo | 0 | | 0 | 0 | 240,000 | 0 | 0 | 0 | 240,000 |
| II-44 | 2052300 | CSAH 22 - Reconst Lyndale Ave fr 31st St to Franklin Ave | 3,970,000 | 1,830,885 | 4,255,000 | 0 | 15,650,000 | 9,910,000 | 0 | 0 | 33,785,000 |
| | | Property Tax | 600,000 | | 0 | 0 | 0 | 0 | 0 | 0 | 600,000 |
| | | Federal - Other - Roads | 0 | | 0 | 0 | 9,000,000 | 0 | 0 | 0 | 9,000,000 |
| | | Mn/DOT State Aid - Regular | 2,149,000 | | 2,065,000 | 0 | 3,350,000 | 5,410,000 | 0 | 0 | 12,974,000 |
| | | Mn/DOT State Aid - Flex ES | 494,000 | | 187,000 | 0 | 580,000 | 1,095,000 | 0 | 0 | 2,356,000 |
| | | Minneapolis | 727,000 | | 2,003,000 | 0 | 2,720,000 | 3,405,000 | 0 | 0 | 8,855,000 |

CBTF Recommended: Revenues by Project

NOTE: All Total and subtotal lines precede detail

Projects shaded by Line of Business

| Pg# | Project | Revenue Category | Budget to Date | Budget Remaining | 5-Year Capital Improvement Program | | | | | Beyond 2029 | Total Project |
|-------|---------|--|----------------|------------------|------------------------------------|-----------|------------|------------|------------|-------------|---------------|
| | | | | | 2025 Budget | 2026 | 2027 | 2028 | 2029 | | |
| II-46 | 2984500 | CSAH 23 - Marshall St reconstr fr 3rd NE to Lowry Ave NE | 1,860,000 | 460,000 | 420,000 | 1,640,000 | 13,630,000 | 5,080,000 | 0 | 0 | 22,630,000 |
| | | Federal - Other - Roads | 0 | | 0 | 0 | 6,440,000 | 0 | 0 | 0 | 6,440,000 |
| | | Mn/DOT State Aid - Regular | 1,798,000 | | (1,798,000) | 0 | 0 | 0 | 0 | 0 | 0 |
| | | Minneapolis | 62,000 | | 186,000 | 730,000 | 1,212,000 | 1,016,000 | 0 | 0 | 3,206,000 |
| | | Transfer - Metro Tax - Active Transpo | 0 | | 2,032,000 | 910,000 | 5,978,000 | 4,064,000 | 0 | 0 | 12,984,000 |
| II-48 | 2142100 | CSAH 23 - Marshall St reconstr fr Lowry Ave NE to St Anth Pkwy | 0 | 0 | 750,000 | 750,000 | 1,210,000 | 960,000 | 12,740,000 | 0 | 16,410,000 |
| | | Federal - Other - Roads | 0 | | 0 | 0 | 0 | 0 | 7,000,000 | 0 | 7,000,000 |
| | | Mn/DOT State Aid - Regular | 0 | | 720,000 | 720,000 | 1,060,000 | 540,000 | 3,970,000 | 0 | 7,010,000 |
| | | Minneapolis | 0 | | 30,000 | 30,000 | 150,000 | 420,000 | 990,000 | 0 | 1,620,000 |
| | | Transfer - Metro Tax - Preservation | 0 | | 0 | 0 | 0 | 0 | 780,000 | 0 | 780,000 |
| II-50 | 2181500 | CR 26 - Replace Bridge #90627 over Painter Creek | 1,870,000 | 1,214,054 | 0 | 0 | 0 | 0 | 0 | 0 | 1,870,000 |
| | | Property Tax | 120,000 | | 0 | 0 | 0 | 0 | 0 | 0 | 120,000 |
| | | Bonds - GO Roads | 1,750,000 | | 0 | 0 | 0 | 0 | 0 | 0 | 1,750,000 |
| II-52 | 2932400 | CSAH 30 - Reconstruct 93rd fr Wellington to N Oaks | 0 | 0 | 0 | 1,590,000 | 1,450,000 | 1,550,000 | 13,640,000 | 0 | 18,230,000 |
| | | Mn/DOT State Aid - Regular | 0 | | 0 | 731,000 | 589,000 | 403,000 | 3,840,000 | 0 | 5,563,000 |
| | | Mn/DOT State Aid - Municipal | 0 | | 0 | 731,000 | 667,000 | 713,000 | 3,840,000 | 0 | 5,951,000 |
| | | Brooklyn Park | 0 | | 0 | 32,000 | 68,000 | 186,000 | 1,280,000 | 0 | 1,566,000 |
| | | Maple Grove | 0 | | 0 | 32,000 | 68,000 | 186,000 | 1,280,000 | 0 | 1,566,000 |
| | | Osseo | 0 | | 0 | 64,000 | 58,000 | 62,000 | 2,560,000 | 0 | 2,744,000 |
| | | Transfer - Metro Tax - Complete St | 0 | | 0 | 0 | 0 | 0 | 840,000 | 0 | 840,000 |
| II-54 | 2181600 | CSAH 31 - Replace Bridge #90489 over Minnehaha Creek | 0 | 0 | 0 | 260,000 | 508,000 | 512,000 | 4,830,000 | 0 | 6,110,000 |
| | | Mn/DOT State Aid - Regular | 0 | | 0 | 248,000 | 435,000 | 292,000 | 3,934,000 | 0 | 4,909,000 |
| | | Edina | 0 | | 0 | 3,000 | 43,000 | 155,000 | 224,000 | 0 | 425,000 |
| | | Minneapolis | 0 | | 0 | 9,000 | 30,000 | 65,000 | 672,000 | 0 | 776,000 |
| II-56 | 2120700 | CSAH 32 - Reconst Penn Ave fr 75th to TH 62 | 0 | 0 | 2,250,000 | 2,010,000 | 2,210,000 | 10,750,000 | 8,420,000 | 0 | 25,640,000 |
| | | Richfield | 0 | | 90,000 | 300,000 | 973,000 | 2,030,000 | 1,568,000 | 0 | 4,961,000 |
| | | Transfer - Metro Tax - Complete St | 0 | | 2,160,000 | 1,710,000 | 1,237,000 | 8,720,000 | 6,852,000 | 0 | 20,679,000 |
| II-58 | 2220300 | CSAH 33 & 35 - Park & Portland multimodal 38th St to I-94 | 1,330,000 | 670,342 | 2,650,000 | 1,355,000 | 20,845,000 | 0 | 0 | 0 | 26,180,000 |
| | | Federal - Other - Roads | 0 | | 0 | 0 | 11,000,000 | 0 | 0 | 0 | 11,000,000 |
| | | Mn/DOT State Aid - Regular | 1,242,000 | | (1,242,000) | 0 | 0 | 0 | 0 | 0 | 0 |
| | | Minneapolis | 88,000 | | 369,000 | 652,000 | 3,938,000 | 0 | 0 | 0 | 5,047,000 |
| | | Transfer - Metro Tax - Active Transpo | 0 | | 3,523,000 | 703,000 | 5,907,000 | 0 | 0 | 0 | 10,133,000 |
| II-60 | 2220700 | CSAH 33 & 35 - Park & Portland improve safety 46th to 38th | 620,000 | 170,234 | 1,328,000 | 342,000 | 9,280,000 | 0 | 0 | 0 | 11,570,000 |
| | | Federal - Other - Roads | 0 | | 0 | 0 | 4,000,000 | 0 | 0 | 0 | 4,000,000 |
| | | Mn/DOT State Aid - Flex ES | 580,000 | | 1,187,000 | 182,000 | 3,168,000 | 0 | 0 | 0 | 5,117,000 |
| | | Minneapolis | 40,000 | | 141,000 | 160,000 | 2,112,000 | 0 | 0 | 0 | 2,453,000 |

CBTF Recommended: Revenues by Project

NOTE: All Total and subtotal lines precede detail

Projects shaded by Line of Business

| Pg# | Project | Revenue Category | Budget to Date | Budget Remaining | 5-Year Capital Improvement Program | | | | | Beyond 2029 | Total Project |
|-------|---------|---|----------------|------------------|------------------------------------|------|-----------|-----------|------|-------------|---------------|
| | | | | | 2025 Budget | 2026 | 2027 | 2028 | 2029 | | |
| II-62 | 2167301 | CSAH 36 & 37 - Univ Ave Multimodal E Line fr I-35W to Oak | 23,561,041 | 2,473,503 | 0 | 0 | 0 | 0 | 0 | 0 | 23,561,041 |
| | | Property Tax | 100,000 | | 0 | 0 | 0 | 0 | 0 | 0 | 100,000 |
| | | Federal - Other - Roads | 5,500,000 | | 0 | 0 | 0 | 0 | 0 | 0 | 5,500,000 |
| | | Mn/DOT State Aid - Regular | 6,450,000 | | 0 | 0 | 0 | 0 | 0 | 0 | 6,450,000 |
| | | Minneapolis | 6,010,377 | | 0 | 0 | 0 | 0 | 0 | 0 | 6,010,377 |
| | | Metropolitan Council | 2,300,664 | | 0 | 0 | 0 | 0 | 0 | 0 | 2,300,664 |
| | | Transfer - Metro Tax - Complete St | 3,200,000 | | 0 | 0 | 0 | 0 | 0 | 0 | 3,200,000 |
| II-64 | 2202200 | CSAH 40 - Glenwood Ave ped improvements fr Penn to Bryant | 2,920,000 | 872,841 | 231,881 | 0 | 0 | 0 | 0 | 0 | 3,151,881 |
| | | Property Tax | 270,000 | | 0 | 0 | 0 | 0 | 0 | 0 | 270,000 |
| | | Bonds - GO Roads | 500,000 | | 0 | 0 | 0 | 0 | 0 | 0 | 500,000 |
| | | Federal - Other - Roads | 1,000,000 | | 231,881 | 0 | 0 | 0 | 0 | 0 | 1,231,881 |
| | | Mn/DOT State Aid - Regular | 1,015,000 | | 0 | 0 | 0 | 0 | 0 | 0 | 1,015,000 |
| | | Minneapolis | 135,000 | | 0 | 0 | 0 | 0 | 0 | 0 | 135,000 |
| II-66 | 2200700 | CSAH 40 - Replace Bridge #94282 over Basset Creek | 670,000 | 670,000 | 790,000 | 0 | 4,430,000 | 0 | 0 | 0 | 5,890,000 |
| | | Mn/DOT State Aid - Regular | 580,000 | | 866,000 | 0 | 3,544,000 | 0 | 0 | 0 | 4,990,000 |
| | | Minneapolis | 90,000 | | (90,000) | 0 | 0 | 0 | 0 | 0 | 0 |
| | | Metropolitan Council | 0 | | 14,000 | 0 | 886,000 | 0 | 0 | 0 | 900,000 |
| II-68 | 2182000 | CSAH 51 - Reconst Sunset fr Shoreline to Shadywood CSAH 19 | 7,620,000 | 7,330,462 | 4,710,000 | 0 | 0 | 0 | 0 | 0 | 12,330,000 |
| | | Mn/DOT State Aid - Municipal | 6,040,000 | | 2,660,000 | 0 | 0 | 0 | 0 | 0 | 8,700,000 |
| | | Spring Park | 1,580,000 | | 2,050,000 | 0 | 0 | 0 | 0 | 0 | 3,630,000 |
| II-70 | 2230600 | CSAH 52 - Participate in MnDOT reconst fr Industrial to 33rd | 0 | 0 | 0 | 0 | 0 | 3,850,000 | 0 | 0 | 3,850,000 |
| | | Transfer - Metro Tax - Preservation | 0 | | 0 | 0 | 0 | 3,850,000 | 0 | 0 | 3,850,000 |
| II-72 | 2210100 | CSAH 52 - Hennepin Ave safety improvements fr 10th to 11th SE | 2,158,000 | 261,658 | 0 | 0 | 0 | 0 | 0 | 0 | 2,158,000 |
| | | Property Tax | 30,000 | | 0 | 0 | 0 | 0 | 0 | 0 | 30,000 |
| | | Federal - Other - Roads | 1,368,000 | | 0 | 0 | 0 | 0 | 0 | 0 | 1,368,000 |
| | | Mn/DOT State Aid - Regular | 140,000 | | 0 | 0 | 0 | 0 | 0 | 0 | 140,000 |
| | | Mn/DOT State Aid - Flex ES | 320,000 | | 0 | 0 | 0 | 0 | 0 | 0 | 320,000 |
| | | Minneapolis | 300,000 | | 0 | 0 | 0 | 0 | 0 | 0 | 300,000 |
| II-74 | 2182100 | CSAH 52 - Hennepin 1st Multimodal E Line fr Main St to 8th St | 28,251,621 | 3,641,861 | 0 | 0 | 0 | 0 | 0 | 0 | 28,251,621 |
| | | Wheelage Tax | 1,497,000 | | 0 | 0 | 0 | 0 | 0 | 0 | 1,497,000 |
| | | Federal - Other - Roads | 5,500,000 | | 0 | 0 | 0 | 0 | 0 | 0 | 5,500,000 |
| | | Mn/DOT State Aid - Regular | 9,590,000 | | 0 | 0 | 0 | 0 | 0 | 0 | 9,590,000 |
| | | State - Other - Roads | 1,691,408 | | 0 | 0 | 0 | 0 | 0 | 0 | 1,691,408 |
| | | Minneapolis | 6,023,246 | | 0 | 0 | 0 | 0 | 0 | 0 | 6,023,246 |
| | | Metropolitan Council | 1,033,065 | | 0 | 0 | 0 | 0 | 0 | 0 | 1,033,065 |
| | | Mpls Park & Rec Board | 966,902 | | 0 | 0 | 0 | 0 | 0 | 0 | 966,902 |
| | | Transfer - Metro Tax - Complete St | 1,950,000 | | 0 | 0 | 0 | 0 | 0 | 0 | 1,950,000 |

CBTF Recommended: Revenues by Project

NOTE: All Total and subtotal lines precede detail

Projects shaded by Line of Business

| Pg# | Project | Revenue Category | Budget to Date | Budget Remaining | 5-Year Capital Improvement Program | | | | | Beyond 2029 | Total Project |
|-------|---------|---|----------------|------------------|------------------------------------|------------|------------|-----------|------|-------------|---------------|
| | | | | | 2025 Budget | 2026 | 2027 | 2028 | 2029 | | |
| II-76 | 2164000 | CSAH 52 - Recondition Henn Ave Bridges #27636, #27537, #27538 | 2,985,000 | 1,059,099 | 3,865,000 | 17,376,000 | 0 | 0 | 0 | 0 | 24,226,000 |
| | | Federal - Other - Roads | 0 | | 0 | 8,688,000 | 0 | 0 | 0 | 0 | 8,688,000 |
| | | Mn/DOT State Aid - Regular | 1,530,000 | | 1,820,000 | 0 | 0 | 0 | 0 | 0 | 3,350,000 |
| | | State General Obligation Bonds | 1,455,000 | | 2,045,000 | 8,688,000 | 0 | 0 | 0 | 0 | 12,188,000 |
| II-78 | 2120800 | CSAH 52 - Reconst Nicollet Ave S fr 77th to 66th St | 2,020,000 | 706,465 | 3,050,000 | 8,940,000 | 8,860,000 | 0 | 0 | 0 | 22,870,000 |
| | | Mn/DOT State Aid - Regular | 1,770,000 | | 2,165,000 | 7,152,000 | 7,088,000 | 0 | 0 | 0 | 18,175,000 |
| | | Richfield | 250,000 | | 885,000 | 1,788,000 | 1,772,000 | 0 | 0 | 0 | 4,695,000 |
| II-80 | 2143102 | CSAH 52 - Reconst Nicollet Ave fr 89th St to American Blvd | 1,230,000 | 130,000 | 1,120,000 | 1,790,000 | 11,030,000 | 2,820,000 | 0 | 0 | 17,990,000 |
| | | Mn/DOT State Aid - Regular | 1,190,000 | | (1,190,000) | 0 | 0 | 0 | 0 | 0 | 0 |
| | | Bloomington | 40,000 | | 240,000 | 838,000 | 2,000,000 | 564,000 | 0 | 0 | 3,682,000 |
| | | Transfer - Metro Tax - Preservation | 0 | | 0 | 0 | 2,000,000 | 0 | 0 | 0 | 2,000,000 |
| | | Transfer - Metro Tax - Complete St | 0 | | 2,070,000 | 952,000 | 7,030,000 | 2,256,000 | 0 | 0 | 12,308,000 |
| II-82 | 2143101 | CSAH 52 - Reconstruct Nicollet Av fr 98th St to 89th St | 0 | 0 | 3,100,000 | 3,000,000 | 10,290,000 | 2,500,000 | 0 | 0 | 18,890,000 |
| | | Bloomington | 0 | | 415,000 | 1,350,000 | 1,900,000 | 500,000 | 0 | 0 | 4,165,000 |
| | | Transfer - Metro Tax - Preservation | 0 | | 2,685,000 | 1,650,000 | 8,390,000 | 2,000,000 | 0 | 0 | 14,725,000 |
| II-84 | 2182800 | CSAH 57 - Participate in Humboldt reconst fr 53rd to 57th Ave | 0 | 0 | 585,000 | 3,466,000 | 0 | 0 | 0 | 0 | 4,051,000 |
| | | Transfer - Metro Tax - Preservation | 0 | | 585,000 | 3,466,000 | 0 | 0 | 0 | 0 | 4,051,000 |
| II-86 | 2220500 | CSAH 61 - Hemlock Ln improve safety at Elm Creek Blvd | 340,000 | 100,000 | 400,000 | 3,230,000 | 0 | 0 | 0 | 0 | 3,970,000 |
| | | Federal - Other - Roads | 0 | | 0 | 1,856,000 | 0 | 0 | 0 | 0 | 1,856,000 |
| | | Mn/DOT State Aid - Flex ES | 310,000 | | 310,000 | 1,022,000 | 0 | 0 | 0 | 0 | 1,642,000 |
| | | Maple Grove | 30,000 | | 90,000 | 112,000 | 0 | 0 | 0 | 0 | 232,000 |
| | | Transfer - Metro Tax - Complete St | 0 | | 0 | 240,000 | 0 | 0 | 0 | 0 | 240,000 |
| II-88 | 2211000 | CSAH 66 - Golden Valley Rd safety Douglas to Theo Wirth Pkwy | 500,000 | 310,000 | 2,709,000 | 225,000 | 0 | 0 | 0 | 0 | 3,434,000 |
| | | Property Tax | 10,000 | | 20,000 | 0 | 0 | 0 | 0 | 0 | 30,000 |
| | | Bonds - GO Roads | 30,000 | | 0 | 0 | 0 | 0 | 0 | 0 | 30,000 |
| | | Federal - Other - Roads | 0 | | 1,735,000 | 0 | 0 | 0 | 0 | 0 | 1,735,000 |
| | | Mn/DOT State Aid - Regular | 80,000 | | (80,000) | 0 | 0 | 0 | 0 | 0 | 0 |
| | | Mn/DOT State Aid - Flex ES | 230,000 | | 247,000 | 0 | 0 | 0 | 0 | 0 | 477,000 |
| | | Golden Valley | 150,000 | | 132,000 | 0 | 0 | 0 | 0 | 0 | 282,000 |
| | | Transfer - Metro Tax - Active Transpo | 0 | | 655,000 | 225,000 | 0 | 0 | 0 | 0 | 880,000 |
| II-90 | 2850700 | CSAH 73 - County Rd 73 Participate in Plymouth Station 73 | 0 | 0 | 1,000,000 | 0 | 0 | 0 | 0 | 0 | 1,000,000 |
| | | Transfer - Metro Tax - Active Transpo | 0 | | 1,000,000 | 0 | 0 | 0 | 0 | 0 | 1,000,000 |
| | | Transfer - Metro Tax - Complete St | 0 | | 0 | 0 | 0 | 0 | 0 | 0 | 0 |
| II-92 | 2182300 | CSAH 82 - Const multi-use trail fr county line to 2nd St | 1,200,000 | 879,059 | 3,310,000 | 0 | 0 | 0 | 0 | 0 | 4,510,000 |
| | | Mn/DOT State Aid - Regular | 1,050,000 | | 1,760,000 | 0 | 0 | 0 | 0 | 0 | 2,810,000 |
| | | Mn/DOT State Aid - Municipal | 0 | | 810,000 | 0 | 0 | 0 | 0 | 0 | 810,000 |
| | | Chanhassen | 0 | | 220,000 | 0 | 0 | 0 | 0 | 0 | 220,000 |
| | | Excelsior | 0 | | 120,000 | 0 | 0 | 0 | 0 | 0 | 120,000 |
| | | Shorewood | 150,000 | | 400,000 | 0 | 0 | 0 | 0 | 0 | 550,000 |

CBTF Recommended: Revenues by Project

NOTE: All Total and subtotal lines precede detail

Projects shaded by Line of Business

| | | | | | 5-Year Capital Improvement Program | | | | | | |
|--------|---------|---|----------------|------------------|------------------------------------|------------|-----------|------------|-----------|-------------|---------------|
| Pg# | Project | Revenue Category | Budget to Date | Budget Remaining | 2025 Budget | 2026 | 2027 | 2028 | 2029 | Beyond 2029 | Total Project |
| II-94 | 2211300 | CSAH 102 - Douglas Dr improve safety Medicine Lk Rd to 51st | 440,000 | 419,300 | 510,000 | 3,720,000 | 0 | 0 | 0 | 0 | 4,670,000 |
| | | Federal - Other - Roads | 0 | | 0 | 2,000,000 | 0 | 0 | 0 | 0 | 2,000,000 |
| | | Mn/DOT State Aid - Flex ES | 390,000 | | 395,000 | 1,250,000 | 0 | 0 | 0 | 0 | 2,035,000 |
| | | Crystal | 50,000 | | 115,000 | 370,000 | 0 | 0 | 0 | 0 | 535,000 |
| | | Transfer - Metro Tax - Active Transpo | 0 | | 0 | 100,000 | 0 | 0 | 0 | 0 | 100,000 |
| II-96 | 2021000 | CSAH 116 - Partcp Rog Fletcher Bypass fr Valley Dr to CSAH 81 | 810,000 | 810,000 | 3,070,000 | 0 | 0 | 0 | 0 | 0 | 3,880,000 |
| | | Mn/DOT State Aid - Flex ES | 810,000 | | 3,070,000 | 0 | 0 | 0 | 0 | 0 | 3,880,000 |
| II-98 | 2181700 | CSAH 121 - Replace Bridge #90617 over Rush Creek | 100,000 | 100,000 | 380,000 | 0 | 0 | 2,920,000 | 0 | 0 | 3,400,000 |
| | | Property Tax | 70,000 | | 0 | 0 | 0 | 0 | 0 | 0 | 70,000 |
| | | Mn/DOT State Aid - Regular | 0 | | 270,000 | 0 | 0 | 1,900,000 | 0 | 0 | 2,170,000 |
| | | Maple Grove | 30,000 | | 60,000 | 0 | 0 | 290,000 | 0 | 0 | 380,000 |
| | | Three Rivers Park Dist | 0 | | 50,000 | 0 | 0 | 730,000 | 0 | 0 | 780,000 |
| II-100 | 2181800 | CSAH 146 - Replace Bridge #90623 over Luce Line Trail | 50,000 | 50,000 | 305,000 | 225,000 | 3,715,000 | 0 | 0 | 0 | 4,295,000 |
| | | Mn/DOT State Aid - Regular | 50,000 | | 305,000 | 225,000 | 3,715,000 | 0 | 0 | 0 | 4,295,000 |
| II-102 | 2220600 | CSAH 152 - Brooklyn Blvd improve safety at Welcome Ave | 212,000 | 12,000 | 273,000 | 115,000 | 2,295,000 | 0 | 0 | 0 | 2,895,000 |
| | | Federal - Other - Roads | 0 | | 0 | 0 | 1,872,000 | 0 | 0 | 0 | 1,872,000 |
| | | Mn/DOT State Aid - Flex ES | 212,000 | | 248,000 | 80,000 | 223,000 | 0 | 0 | 0 | 763,000 |
| | | Brooklyn Park | 0 | | 25,000 | 35,000 | 55,000 | 0 | 0 | 0 | 115,000 |
| | | Transfer - Metro Tax - Complete St | 0 | | 0 | 0 | 145,000 | 0 | 0 | 0 | 145,000 |
| II-104 | 2176400 | CSAH 152 - Replace Bridge #91333 over Bassett Creek | 2,850,000 | 2,692,000 | 350,000 | 0 | 0 | 0 | 0 | 0 | 3,200,000 |
| | | Bonds - GO Roads | 2,000,000 | | (2,000,000) | 0 | 0 | 0 | 0 | 0 | 0 |
| | | Mn/DOT State Aid - Regular | 850,000 | | 2,050,000 | 0 | 0 | 0 | 0 | 0 | 2,900,000 |
| | | State - Other - Roads | 0 | | 0 | 0 | 0 | 0 | 0 | 0 | 0 |
| | | Transfer - Metro Tax - Preservation | 0 | | 300,000 | 0 | 0 | 0 | 0 | 0 | 300,000 |
| II-106 | 2220200 | CSAH 152 - Reconstruct Cedar Ave fr Lake St to 24th St | 1,730,000 | 206,472 | 1,810,000 | 10,875,000 | 0 | 0 | 0 | 0 | 14,415,000 |
| | | Property Tax | 300,000 | | 0 | 0 | 0 | 0 | 0 | 0 | 300,000 |
| | | Federal - Other - Roads | 0 | | 0 | 5,536,000 | 0 | 0 | 0 | 0 | 5,536,000 |
| | | Mn/DOT State Aid - Regular | 1,010,000 | | 1,210,000 | 3,571,000 | 0 | 0 | 0 | 0 | 5,791,000 |
| | | Minneapolis | 420,000 | | 600,000 | 1,768,000 | 0 | 0 | 0 | 0 | 2,788,000 |
| II-108 | 2240700 | CSAH 152 - Reconstruct Cedar Ave fr 42nd St to Lake St | 0 | 0 | 1,940,000 | 1,720,000 | 1,640,000 | 13,420,000 | 3,300,000 | 0 | 22,020,000 |
| | | Federal - Other - Roads | 0 | | 0 | 0 | 0 | 7,000,000 | 0 | 0 | 7,000,000 |
| | | Mn/DOT State Aid - Regular | 0 | | 1,860,000 | 1,480,000 | 900,000 | 4,495,000 | 2,460,000 | 0 | 11,195,000 |
| | | Minneapolis | 0 | | 80,000 | 240,000 | 740,000 | 1,125,000 | 610,000 | 0 | 2,795,000 |
| | | Transfer - Metro Tax - Preservation | 0 | | 0 | 0 | 0 | 800,000 | 230,000 | 0 | 1,030,000 |
| II-110 | 2140800 | CSAH 153 - Reconst Lowry Ave fr Marshall St to Washington | 3,400,000 | 2,568,085 | 0 | 14,185,000 | 1,500,000 | 0 | 0 | 0 | 19,085,000 |
| | | Federal - Other - Roads | 0 | | 0 | 7,600,000 | 0 | 0 | 0 | 0 | 7,600,000 |
| | | Mn/DOT State Aid - Regular | 2,260,000 | | 0 | 5,225,000 | 1,500,000 | 0 | 0 | 0 | 8,985,000 |
| | | Minneapolis | 1,140,000 | | 0 | 1,360,000 | 0 | 0 | 0 | 0 | 2,500,000 |

CBTF Recommended: Revenues by Project

NOTE: All Total and subtotal lines precede detail

Projects shaded by Line of Business

| Pg# | Project | Revenue Category | Budget to Date | Budget Remaining | 5-Year Capital Improvement Program | | | | | Beyond 2029 | Total Project |
|--------|---------|--|----------------|------------------|------------------------------------|-----------|-----------|------------|------------|-------------|---------------|
| | | | | | 2025 Budget | 2026 | 2027 | 2028 | 2029 | | |
| II-112 | 2140900 | CSAH 153 - Reconst Lowry Ave fr Washington St NE to Johnson | 12,230,000 | (1,242,560) | 3,500,000 | 0 | 0 | 1,500,000 | 0 | 0 | 17,230,000 |
| | | Bonds - GO Roads | 2,530,000 | | 0 | 0 | 0 | 0 | 0 | 0 | 2,530,000 |
| | | Federal - Other - Roads | 7,000,000 | | 0 | 0 | 0 | 0 | 0 | 0 | 7,000,000 |
| | | Mn/DOT State Aid - Regular | 1,500,000 | | 2,500,000 | 0 | 0 | 0 | 0 | 0 | 4,000,000 |
| | | Minneapolis | 1,200,000 | | 1,000,000 | 0 | 0 | 0 | 0 | 0 | 2,200,000 |
| | | Transfer - Metro Tax - Preservation | 0 | | 0 | 0 | 0 | 1,500,000 | 0 | 0 | 1,500,000 |
| II-114 | 2141000 | CSAH 153 - Reconst Lowry/Kenzie Ter fr Johnson to St Anthony | 0 | 0 | 0 | 1,700,000 | 1,280,000 | 1,800,000 | 14,750,000 | 0 | 19,530,000 |
| | | Mn/DOT State Aid - Regular | 0 | | 0 | 1,640,000 | 1,100,000 | 1,050,000 | 11,070,000 | 0 | 14,860,000 |
| | | Minneapolis | 0 | | 0 | 25,000 | 90,000 | 370,000 | 1,245,000 | 0 | 1,730,000 |
| | | St Anthony Village | 0 | | 0 | 25,000 | 90,000 | 370,000 | 1,245,000 | 0 | 1,730,000 |
| | | Mpls Park & Rec Board | 0 | | 0 | 10,000 | 0 | 10,000 | 280,000 | 0 | 300,000 |
| | | Transfer - Metro Tax - Preservation | 0 | | 0 | 0 | 0 | 0 | 910,000 | 0 | 910,000 |
| II-116 | 2176600 | CSAH 158 - Participate in Edina's Bridge #4510 at TH 100 | 11,000,000 | 8,730,576 | 0 | 0 | 0 | 0 | 0 | 0 | 11,000,000 |
| | | Bonds - GO Roads | 3,800,000 | | 0 | 0 | 0 | 0 | 0 | 0 | 3,800,000 |
| | | Mn/DOT State Aid - Regular | 4,940,000 | | 0 | 0 | 0 | 0 | 0 | 0 | 4,940,000 |
| | | Edina | 2,260,000 | | 0 | 0 | 0 | 0 | 0 | 0 | 2,260,000 |
| II-118 | 2193300 | Metro Transit B Line – Additional Scope | 36,355,713 | 23,538,497 | (1,698,835) | 0 | 0 | 0 | 0 | 0 | 34,656,878 |
| | | Property Tax | 500,000 | | 0 | 0 | 0 | 0 | 0 | 0 | 500,000 |
| | | Wheelage Tax | 1,800,000 | | (1,698,835) | 0 | 0 | 0 | 0 | 0 | 101,165 |
| | | Federal - Other - Roads | 16,919,080 | | 0 | 0 | 0 | 0 | 0 | 0 | 16,919,080 |
| | | Mn/DOT State Aid - Regular | 7,170,207 | | 0 | 0 | 0 | 0 | 0 | 0 | 7,170,207 |
| | | State Highway Grants | 3,000,000 | | 0 | 0 | 0 | 0 | 0 | 0 | 3,000,000 |
| | | Minneapolis | 5,466,426 | | 0 | 0 | 0 | 0 | 0 | 0 | 5,466,426 |
| | | Transfer - Metro Tax - Active Transpo | 1,500,000 | | 0 | 0 | 0 | 0 | 0 | 0 | 1,500,000 |
| II-120 | 2202300 | Metro Transit E Line - Additional Scope | 6,605,000 | 6,605,000 | 1,698,835 | 0 | 0 | 0 | 0 | 0 | 8,303,835 |
| | | Wheelage Tax | 0 | | 1,698,835 | 0 | 0 | 0 | 0 | 0 | 1,698,835 |
| | | Federal - Other - Roads | 2,000,000 | | 0 | 0 | 0 | 0 | 0 | 0 | 2,000,000 |
| | | Mn/DOT State Aid - Regular | 3,119,000 | | 0 | 0 | 0 | 0 | 0 | 0 | 3,119,000 |
| | | Edina | 494,000 | | 0 | 0 | 0 | 0 | 0 | 0 | 494,000 |
| | | Minneapolis | 992,000 | | 0 | 0 | 0 | 0 | 0 | 0 | 992,000 |
| II-122 | 2221000 | Metro Transit H Line – Additional Scope | 0 | 0 | 1,260,000 | 970,000 | 540,000 | 11,600,000 | 0 | 0 | 14,370,000 |
| | | Federal - Other - Roads | 0 | | 0 | 0 | 0 | 5,500,000 | 0 | 0 | 5,500,000 |
| | | Minneapolis | 0 | | 238,000 | 214,000 | 228,000 | 1,150,000 | 0 | 0 | 1,830,000 |
| | | Metropolitan Council | 0 | | 112,000 | 84,000 | 39,000 | 535,000 | 0 | 0 | 770,000 |
| | | Transfer - Metro Tax - Active Transpo | 0 | | 910,000 | 672,000 | 273,000 | 4,415,000 | 0 | 0 | 6,270,000 |

CBTF Recommended: Revenues by Project

NOTE: All Total and subtotal lines precede detail

Projects shaded by Line of Business

| Pg# | Project | Revenue Category | Budget to Date | Budget Remaining | 5-Year Capital Improvement Program | | | | | Beyond 2029 | Total Project |
|--------|---------|--|----------------|------------------|------------------------------------|-----------|------------|------------|------------|-------------|---------------|
| | | | | | 2025 Budget | 2026 | 2027 | 2028 | 2029 | | |
| II-124 | 2167700 | Participate in MnDOT's TH 252 Corridors of Commerce Project | 0 | 0 | 0 | 0 | 0 | 19,560,000 | 0 | 0 | 19,560,000 |
| | | Federal - Other - Roads | 0 | | 0 | 0 | 0 | 7,000,000 | 0 | 0 | 7,000,000 |
| | | Mn/DOT State Aid - Regular | 0 | | 0 | 0 | 0 | 6,280,000 | 0 | 0 | 6,280,000 |
| | | Brooklyn Park | 0 | | 0 | 0 | 0 | 6,280,000 | 0 | 0 | 6,280,000 |
| II-126 | 2190100 | Participate in MnDOT's I-494 Corridors of Commerce Project | 3,700,000 | 143,327 | 0 | 0 | 0 | 0 | 0 | 0 | 3,700,000 |
| | | Bonds - GO Roads | 1,400,000 | | 0 | 0 | 0 | 0 | 0 | 0 | 1,400,000 |
| | | Mn/DOT State Aid - Regular | 2,300,000 | | 0 | 0 | 0 | 0 | 0 | 0 | 2,300,000 |
| II-128 | 2154700 | Participate in Maple G's Rush Creek Bld fr TH 610 to CSAH 30 | 4,245,000 | 4,245,000 | 0 | 0 | 0 | 0 | 0 | 0 | 4,245,000 |
| | | Bonds - GO Roads | 4,245,000 | | 0 | 0 | 0 | 0 | 0 | 0 | 4,245,000 |
| II-130 | 2210400 | Pavement Rehabilitation Program 2022-2026 | 22,250,000 | 2,847,830 | 11,075,000 | 9,150,000 | 0 | 0 | 0 | 0 | 42,475,000 |
| | | Property Tax | 50,000 | | 0 | 0 | 0 | 0 | 0 | 0 | 50,000 |
| | | Bonds - GO Roads | 22,200,000 | | 4,110,000 | 8,550,000 | 0 | 0 | 0 | 0 | 34,860,000 |
| | | Loretto | 0 | | 1,365,000 | 0 | 0 | 0 | 0 | 0 | 1,365,000 |
| | | Transfer - Metro Tax - Preservation | 0 | | 5,600,000 | 600,000 | 0 | 0 | 0 | 0 | 6,200,000 |
| II-132 | 2220900 | Pavement Rehabilitation Program 2027-2031 | 0 | 0 | 3,325,000 | 4,155,000 | 13,580,000 | 10,000,000 | 10,000,000 | 20,000,000 | 61,060,000 |
| | | Bonds - GO Roads | 0 | | 3,325,000 | 1,445,000 | 10,210,000 | 10,000,000 | 10,000,000 | 20,000,000 | 54,980,000 |
| | | Transfer - Metro Tax - Active Transpo | 0 | | 0 | 0 | 1,510,000 | 0 | 0 | 0 | 1,510,000 |
| | | Transfer - Metro Tax - Preservation | 0 | | 0 | 2,710,000 | 1,860,000 | 0 | 0 | 0 | 4,570,000 |
| II-134 | 2999961 | Maple Grove R of W Acquisition Reimbursement (CP 9635) | 307,345 | 307,345 | 40,000 | 40,000 | 40,000 | 0 | 0 | 0 | 427,345 |
| | | Property Tax | 307,345 | | 40,000 | 40,000 | 40,000 | 0 | 0 | 0 | 427,345 |
| II-136 | 2183300 | Safety and Asset Management 2019-2023 | 38,019,277 | 7,325,028 | 130,000 | 0 | 0 | 0 | 0 | 0 | 38,149,277 |
| | | Property Tax | 995,000 | | 0 | 0 | 0 | 0 | 0 | 0 | 995,000 |
| | | Wheelage Tax | 186,515 | | 0 | 0 | 0 | 0 | 0 | 0 | 186,515 |
| | | Bonds - GO Roads | 17,231,260 | | 0 | 0 | 0 | 0 | 0 | 0 | 17,231,260 |
| | | Federal - Other - Roads | 2,508,388 | | 0 | 0 | 0 | 0 | 0 | 0 | 2,508,388 |
| | | Mn/DOT State Aid - Regular | 16,007,714 | | 0 | 0 | 0 | 0 | 0 | 0 | 16,007,714 |
| | | Eden Prairie | 0 | | 65,000 | 0 | 0 | 0 | 0 | 0 | 65,000 |
| | | Golden Valley | 200,400 | | 0 | 0 | 0 | 0 | 0 | 0 | 200,400 |
| | | Minnetonka | 80,000 | | 65,000 | 0 | 0 | 0 | 0 | 0 | 145,000 |
| | | Plymouth | 350,000 | | 0 | 0 | 0 | 0 | 0 | 0 | 350,000 |
| | | Local - Other | 84,000 | | 0 | 0 | 0 | 0 | 0 | 0 | 84,000 |
| | | Other - Roads | 376,000 | | 0 | 0 | 0 | 0 | 0 | 0 | 376,000 |

CBTF Recommended: Revenues by Project

NOTE: All Total and subtotal lines precede detail

Projects shaded by Line of Business

| Pg# | Project | Revenue Category | Budget to Date | Budget Remaining | 5-Year Capital Improvement Program | | | | | Beyond 2029 | Total Project |
|--------|---------|---|----------------|------------------|------------------------------------|------------|------------|------------|------------|-------------|---------------|
| | | | | | 2025 Budget | 2026 | 2027 | 2028 | 2029 | | |
| II-138 | 2183500 | Cost Participation and Partnerships 2019-2023 | 13,523,098 | 8,939,858 | 85,000 | 0 | 0 | 0 | 0 | 0 | 13,608,098 |
| | | Property Tax | 2,425,000 | | 0 | 0 | 0 | 0 | 0 | 0 | 2,425,000 |
| | | Bonds - GO Roads | 7,310,000 | | 0 | 0 | 0 | 0 | 0 | 0 | 7,310,000 |
| | | Mn/DOT State Aid - Regular | 3,225,000 | | 0 | 0 | 0 | 0 | 0 | 0 | 3,225,000 |
| | | Bloomington | 30,000 | | 0 | 0 | 0 | 0 | 0 | 0 | 30,000 |
| | | Brooklyn Park | 45,000 | | 0 | 0 | 0 | 0 | 0 | 0 | 45,000 |
| | | Corcoran | 15,000 | | 0 | 0 | 0 | 0 | 0 | 0 | 15,000 |
| | | Dayton | 30,000 | | 0 | 0 | 0 | 0 | 0 | 0 | 30,000 |
| | | Edina | 30,000 | | 0 | 0 | 0 | 0 | 0 | 0 | 30,000 |
| | | Medina | 15,000 | | 0 | 0 | 0 | 0 | 0 | 0 | 15,000 |
| | | Minnetonka | 60,000 | | 0 | 0 | 0 | 0 | 0 | 0 | 60,000 |
| | | Mound | 132,500 | | 42,500 | 0 | 0 | 0 | 0 | 0 | 175,000 |
| | | New Hope | 52,500 | | 0 | 0 | 0 | 0 | 0 | 0 | 52,500 |
| | | Plymouth | 20,598 | | 0 | 0 | 0 | 0 | 0 | 0 | 20,598 |
| | | Three Rivers Park Dist | 132,500 | | 42,500 | 0 | 0 | 0 | 0 | 0 | 175,000 |
| II-140 | 2201000 | Safety and Asset Management 2024-2028 | 13,220,000 | 8,717,439 | 11,420,000 | 10,475,000 | 10,475,000 | 10,475,000 | 0 | 0 | 56,065,000 |
| | | Wheelage Tax | 2,170,000 | | 0 | 0 | 0 | 0 | 0 | 0 | 2,170,000 |
| | | Bonds - GO Roads | 1,800,000 | | 0 | 0 | 0 | 0 | 0 | 0 | 1,800,000 |
| | | Mn/DOT State Aid - Regular | 9,250,000 | | 4,545,000 | 3,800,000 | 3,800,000 | 3,800,000 | 0 | 0 | 25,195,000 |
| | | Transfer - Metro Tax - Active Transpo | 0 | | 6,375,000 | 6,175,000 | 6,175,000 | 6,175,000 | 0 | 0 | 24,900,000 |
| | | Transfer - Metro Tax - Preservation | 0 | | 500,000 | 500,000 | 500,000 | 500,000 | 0 | 0 | 2,000,000 |
| II-142 | 2201100 | Cost Participation and Partnerships 2024-2028 | 3,750,000 | 3,710,467 | 5,025,000 | 4,000,000 | 4,000,000 | 4,000,000 | 0 | 0 | 20,775,000 |
| | | Property Tax | 800,000 | | 425,000 | 2,000,000 | 2,000,000 | 2,000,000 | 0 | 0 | 7,225,000 |
| | | Wheelage Tax | 0 | | 0 | 2,000,000 | 2,000,000 | 2,000,000 | 0 | 0 | 6,000,000 |
| | | Bonds - GO Roads | 2,950,000 | | 3,100,000 | 0 | 0 | 0 | 0 | 0 | 6,050,000 |
| | | Other - Roads | 0 | | 1,500,000 | 0 | 0 | 0 | 0 | 0 | 1,500,000 |
| II-144 | 2201200 | Project Delivery 2024-2028 | 1,053,000 | 1,053,000 | 2,685,000 | 2,670,000 | 2,670,000 | 2,670,000 | 0 | 0 | 11,748,000 |
| | | Property Tax | 50,000 | | 15,000 | 0 | 0 | 0 | 0 | 0 | 65,000 |
| | | Wheelage Tax | 503,000 | | 2,170,000 | 2,170,000 | 2,170,000 | 2,170,000 | 0 | 0 | 9,183,000 |
| | | Mn/DOT State Aid - Regular | 500,000 | | 500,000 | 500,000 | 500,000 | 500,000 | 0 | 0 | 2,500,000 |
| II-146 | 2241000 | Safety and Asset Management 2029-2033 | 0 | 0 | 0 | 0 | 0 | 0 | 10,475,000 | 41,900,000 | 52,375,000 |
| | | Mn/DOT State Aid - Regular | 0 | | 0 | 0 | 0 | 0 | 3,800,000 | 15,200,000 | 19,000,000 |
| | | Transfer - Metro Tax - Active Transpo | 0 | | 0 | 0 | 0 | 0 | 6,175,000 | 24,700,000 | 30,875,000 |
| | | Transfer - Metro Tax - Preservation | 0 | | 0 | 0 | 0 | 0 | 500,000 | 2,000,000 | 2,500,000 |
| II-148 | 2241100 | Cost Participation and Partnerships 2029-2033 | 0 | 0 | 0 | 0 | 0 | 0 | 4,000,000 | 16,000,000 | 20,000,000 |
| | | Property Tax | 0 | | 0 | 0 | 0 | 0 | 2,000,000 | 8,000,000 | 10,000,000 |
| | | Wheelage Tax | 0 | | 0 | 0 | 0 | 0 | 2,000,000 | 8,000,000 | 10,000,000 |

CBTF Recommended: Revenues by Project

NOTE: All Total and subtotal lines precede detail

Projects shaded by Line of Business

| Pg# | Project | Revenue Category | Budget to Date | Budget Remaining | 5-Year Capital Improvement Program | | | | | Beyond 2029 | Total Project |
|--------|---------|--|----------------------|--------------------|------------------------------------|--------------------|--------------------|-------------------|------------------|-------------|----------------------|
| | | | | | 2025 Budget | 2026 | 2027 | 2028 | 2029 | | |
| II-150 | 2241200 | Project Delivery 2029-2033 | 0 | 0 | 0 | 0 | 0 | 0 | 2,670,000 | 10,680,000 | 13,350,000 |
| | | Wheelage Tax | 0 | | 0 | 0 | 0 | 0 | 2,170,000 | 8,680,000 | 10,850,000 |
| | | Mn/DOT State Aid - Regular | 0 | | 0 | 0 | 0 | 0 | 500,000 | 2,000,000 | 2,500,000 |
| | | Transportation Facilities | 0 | 0 | 750,000 | 25,115,000 | 0 | 0 | 0 | 0 | 25,865,000 |
| II-152 | 1010115 | Public Works Facility Garage Expansion | 0 | 0 | 750,000 | 25,115,000 | 0 | 0 | 0 | 0 | 25,865,000 |
| | | Bonds - GO | 0 | | 750,000 | 25,115,000 | 0 | 0 | 0 | 0 | 25,865,000 |
| | | Transit & Mobility | 1,168,892,368 | 353,365,147 | 190,047,888 | 200,000,000 | 54,100,000 | 0 | 0 | 0 | 1,613,040,256 |
| II-154 | 1005876 | METRO Green Line Extension Light Rail Transit | 992,892,368 | 201,431,065 | 90,047,888 | 0 | 0 | 0 | 0 | 0 | 1,082,940,256 |
| | | Bonds - G.O. Sales Tax | 450,000,000 | | 0 | 0 | 0 | 0 | 0 | 0 | 450,000,000 |
| | | Transfer - HC Transpo Sales Tax | 542,892,368 | | 90,047,888 | 0 | 0 | 0 | 0 | 0 | 632,940,256 |
| II-156 | 1005877 | METRO Blue Line Extension Light Rail Transit | 176,000,000 | 151,934,082 | 100,000,000 | 200,000,000 | 54,100,000 | 0 | 0 | 0 | 530,100,000 |
| | | Bonds - G.O. Sales Tax | 63,000,000 | | 0 | 60,000,000 | 0 | 0 | 0 | 0 | 123,000,000 |
| | | Transfer - HC Transpo Sales Tax | 113,000,000 | | 100,000,000 | 140,000,000 | 54,100,000 | 0 | 0 | 0 | 407,100,000 |
| | | Environment & Energy | 32,460,000 | 16,071,703 | 48,267,000 | 27,002,000 | 103,644,000 | 29,969,000 | 8,289,000 | 0 | 249,631,000 |
| II-158 | 1010846 | Reuse and Recycling Recovery Facility | 5,000,000 | 4,873,471 | 40,165,000 | 16,265,000 | 95,000,000 | 21,570,000 | 0 | 0 | 178,000,000 |
| | | Bonds - GO Enterprise | 0 | | 14,165,000 | 16,265,000 | 95,000,000 | 21,570,000 | 0 | 0 | 147,000,000 |
| | | State - Other | 0 | | 26,000,000 | 0 | 0 | 0 | 0 | 0 | 26,000,000 |
| | | Enterprise Income | 5,000,000 | | 0 | 0 | 0 | 0 | 0 | 0 | 5,000,000 |
| II-160 | 1006390 | HERC Facility Preservation & Improvement 2021-2025 | 23,000,000 | 7,437,649 | 6,000,000 | 0 | 0 | 0 | 0 | 0 | 29,000,000 |
| | | Bonds - GO Enterprise | 5,000,000 | | 0 | 0 | 0 | 0 | 0 | 0 | 5,000,000 |
| | | Enterprise Income | 18,000,000 | | 6,000,000 | 0 | 0 | 0 | 0 | 0 | 24,000,000 |
| II-162 | 1010095 | HERC Facility Preservation & Improvement 2026-2030 | 0 | 0 | 0 | 6,000,000 | 6,000,000 | 6,000,000 | 6,000,000 | 0 | 24,000,000 |
| | | Enterprise Income | 0 | | 0 | 6,000,000 | 6,000,000 | 6,000,000 | 6,000,000 | 0 | 24,000,000 |
| II-164 | 1006391 | Energy Center Improvements 2021-2025 | 1,000,000 | 1,000,000 | 0 | 0 | 0 | 0 | 0 | 0 | 1,000,000 |
| | | Bonds - GO Enterprise | 1,000,000 | | 0 | 0 | 0 | 0 | 0 | 0 | 1,000,000 |
| II-166 | 1010096 | Energy Center Improvements 2026-2030 | 0 | 0 | 0 | 1,000,000 | 1,000,000 | 1,000,000 | 1,000,000 | 0 | 4,000,000 |
| | | Bonds - GO Enterprise | 0 | | 0 | 1,000,000 | 1,000,000 | 1,000,000 | 1,000,000 | 0 | 4,000,000 |
| II-168 | 1006392 | Transfer Station Facility Preservation 2021-2025 | 2,850,000 | 2,471,205 | 1,000,000 | 0 | 0 | 0 | 0 | 0 | 3,850,000 |
| | | Enterprise Income | 2,850,000 | | 1,000,000 | 0 | 0 | 0 | 0 | 0 | 3,850,000 |
| II-170 | 1010097 | Transfer Station Facility Preservation 2026-2030 | 0 | 0 | 0 | 1,000,000 | 1,200,000 | 1,200,000 | 800,000 | 0 | 4,200,000 |
| | | Enterprise Income | 0 | | 0 | 1,000,000 | 1,200,000 | 1,200,000 | 800,000 | 0 | 4,200,000 |
| II-172 | 1010122 | Lake Minnetonka North Arm Public Access | 500,000 | 179,378 | 1,000,000 | 2,000,000 | 0 | 0 | 0 | 0 | 3,500,000 |
| | | Bonds - GO | 500,000 | | 1,000,000 | 2,000,000 | 0 | 0 | 0 | 0 | 3,500,000 |
| II-174 | 1010123 | Glen Lake Wetlands Improvements | 110,000 | 110,000 | 102,000 | 737,000 | 444,000 | 199,000 | 489,000 | 0 | 2,081,000 |
| | | Property Tax | 0 | | 102,000 | 737,000 | 444,000 | 199,000 | 489,000 | 0 | 1,971,000 |
| | | Enterprise Income | 110,000 | | 0 | 0 | 0 | 0 | 0 | 0 | 110,000 |

This page intentionally left blank

Project Name: 2181200 CSAH 1 - Replace Bridge #27542 over Mn River Bluffs LRT Trail
Major Program: Public Works
Department: Transportation Roads & Bridges

Funding Start: 2024
Funding Completion: 2026

Summary:

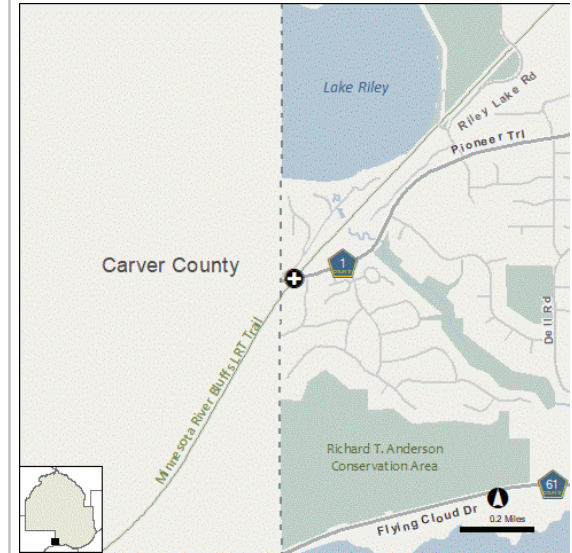
Replace Bridge #27542 along Pioneer Trail (CSAH 1) over the Minnesota River Bluffs LRT Regional Trail in the City of Eden Prairie.

Purpose & Description:

The existing bridge (built in 1975) is classified as structurally deficient based on the condition of its primary structural elements. The current width is approximately 48' wide and provides one vehicle travel lane in each direction, along with a painted median and an approximately 8' wide shoulder on each side. The bridge superstructure consists of continuous steel beams that are aging, but are in relatively fair condition. The bearings supporting the superstructure are in very poor condition and restrict thermal movement. Since the bridge cannot expand and contract, the deck and beams have experienced accelerated wear and deterioration. This condition has reduced the anticipated service life of the structure.

This project will provide a full replacement of Bridge #27542 over the Minnesota River Bluffs LRT Regional Trail. The configuration of the new bridge is anticipated to provide a dedicated space for multimodal users along the north side. This multimodal facility will connect to the Minnesota River Bluffs LRT Regional Trail that includes a trail entrance within close proximity to this bridge. Also, it's anticipated that this project will introduce adjustments to the roadway configuration to provide a dedicated left-turn lane for people driving who wish to access Trails End Road. Furthermore, it is anticipated that the new bridge will be designed to provide a 75-year (or greater) service life.

This project was awarded federal formula funding through the Metropolitan Council's 2022 Regional Solicitation.



| REVENUE | Budget To-Date | Act & Enc | Balance | 2025 Budget | 2026 | 2027 | 2028 | 2029 | Future | Total |
|----------------------------|----------------|---------------|----------------|----------------|------------------|------|------|------|--------|------------------|
| Federal - Other - Roads | | | | | 4,760,000 | | | | | 4,760,000 |
| Mn/DOT State Aid - Regular | 910,000 | | 910,000 | 49,000 | 1,095,000 | | | | | 2,054,000 |
| Eden Prairie | 50,000 | | 50,000 | 38,000 | 292,000 | | | | | 380,000 |
| Other - Roads | 14,000 | | 14,000 | 19,000 | 73,000 | | | | | 106,000 |
| Total | 974,000 | | 974,000 | 106,000 | 6,220,000 | | | | | 7,300,000 |
| EXPENSE | Budget To-Date | Act & Enc | Balance | 2025 Budget | 2026 | 2027 | 2028 | 2029 | Future | Total |
| Right of Way | 24,000 | | 24,000 | 86,000 | | | | | | 110,000 |
| Construction | | | | | 4,960,000 | | | | | 4,960,000 |
| Consulting | 750,000 | 64,037 | 685,963 | | | | | | | 750,000 |
| Contingency | 200,000 | | 200,000 | 20,000 | 1,260,000 | | | | | 1,480,000 |
| Total | 974,000 | 64,037 | 909,963 | 106,000 | 6,220,000 | | | | | 7,300,000 |

| | |
|--|---------------------------------|
| Project Name: 2181200 CSAH 1 - Replace Bridge #27542 over Mn River Bluffs LRT Trail | Funding Start: 2024 |
| Major Program: Public Works | Funding Completion: 2026 |
| Department: Transportation Roads & Bridges | |

| Current Year's CIP Process Summary | Budget To-Date | 2025 Budget | 2026 | 2027 | 2028 | 2029 | Future | Total |
|------------------------------------|----------------|-------------|-----------|------|------|------|--------|-----------|
| Department Requested | 974,000 | 106,000 | 6,220,000 | | | | | 7,300,000 |
| Administrator Proposed | 974,000 | 106,000 | 6,220,000 | | | | | 7,300,000 |
| CBTF Recommended | 974,000 | 106,000 | 6,220,000 | | | | | 7,300,000 |
| Board Approved Final | 974,000 | 106,000 | 6,220,000 | | | | | 7,300,000 |

Scheduling Milestones (major phases only):

| Activity | Anticipated Timeframe |
|-------------------|-----------------------|
| Planning | Q1 2022 - Q4 2023 |
| Design | Q1 2024 - Q4 2025 |
| Bid Advertisement | Q1 2026 |
| Construction | Q2 2026 - Q4 2026 |
| Completion | 2027 |

Board Resolutions / Supplemental Information:

Project Budget Notes:

- This project must be authorized by MnDOT State Aid by June 30, 2026 through FHWA to avoid jeopardizing federal funds (as tracked under SP 027-601-047 by MnDOT)
- \$106,000 in Other-Roads Revenue represents the estimated cost participation to be received from Carver County based on the project's location near the Carver/Hennepin boundary.

Project's Effect on the Operating Budget:

Staff does not anticipate that this project will have significant impacts to Transportation Department staff or annual operating costs. The proposed project will primarily replace existing bridge assets in-kind. Additionally, maintenance responsibilities of the new multi-use trail facility are anticipated to be assigned to another agency as part of a cooperative agreement.

Project's Effect on County Priorities:

This project will advance disparity reduction efforts in the connectivity domain by replacing a bridge nearing the end of its useful life, ensuring mobility for all modes. The new bridge will enhance safety and accessibility by introducing complete and green streets elements.

Changes from Prior CIP:

- Project budget decreased by \$0.5 million from \$7.8 million to \$7.3 million to preserve State Aid Regular revenues.
- Consulting activities decreased by \$0.5 million from \$1.3 million to \$0.8 million in recognition of Construction Administration activities to be completed by internal staff.

| Last Year's CIP Process Summary | Budget To-Date | 2024 | 2025 | 2026 | 2027 | 2028 | Future | Total |
|---------------------------------|----------------|---------|---------|-----------|------|------|--------|-----------|
| Department Requested | | 974,000 | 106,000 | 6,720,000 | | | | 7,800,000 |
| Administrator Proposed | | 974,000 | 106,000 | 6,720,000 | | | | 7,800,000 |
| CBTF Recommended | | 974,000 | 106,000 | 6,720,000 | | | | 7,800,000 |
| Board Approved Final | | 974,000 | 106,000 | 6,720,000 | | | | 7,800,000 |

Project Name: 2240300 CSAH 3 - Participate in Mtka reconst fr Spring Ln to Williston
Major Program: Public Works
Department: Transportation Roads & Bridges

Funding Start: 2025
Funding Completion: 2027

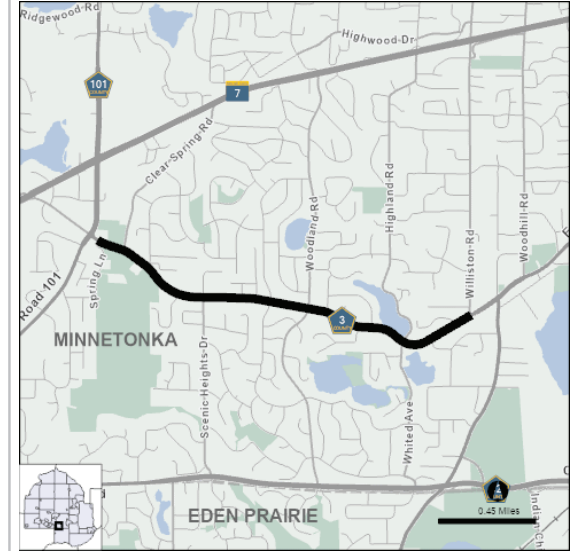
Summary:

Participate in the City of Minnetonka's Excelsior Boulevard (CSAH 3) reconstruction project from Spring Lane to Williston Road in the City of Minnetonka.

Purpose & Description:

The existing roadway (last reconstructed in the 1950s) is nearing the end of its useful life and warrants replacement. Routine maintenance activities (such as overlays and crackseals) are no longer cost effective in preserving assets. The current roadway environment consists of a 2-lane undivided configuration with turn lanes at key locations throughout the corridor. No dedicated accommodations for people walking or biking are currently provided along this segment of Excelsior Boulevard (CSAH 3).

In 2023, the City of Minnetonka completed a feasibility study for the corridor that evaluated different pavement treatment options to improve conditions for people driving, multi-use trail facility design options for people walking and biking, as well as options for to preserve or replace existing water utilities. The City of Minnetonka has demonstrated a willingness to lead a reconstruction project along this segment of Excelsior Boulevard (CSAH 3), which is expected to include new pavement, curb, storm water utilities, a multi-use trail facility, ADA accommodations, traffic signals, and water utilities. Additionally, it is anticipated that proven traffic calming strategies (such as raised medians, curb extensions, and streetscaping) will be introduced to improve the crossing experience for people walking by managing the speeds of people driving. The budgeted revenues represents Hennepin County's anticipated costs in the city-led project.



| REVENUE | Budget To-Date | Act & Enc | Balance | 2025 Budget | 2026 | 2027 | 2028 | 2029 | Future | Total |
|---------------------------------------|----------------|-----------|---------|------------------|------|-------------------|------|------|--------|-------------------|
| Transfer - Metro Tax - Active Transpo | | | | 1,100,000 | | 3,925,000 | | | | 5,025,000 |
| Transfer - Metro Tax - Preservation | | | | 3,300,000 | | 11,775,000 | | | | 15,075,000 |
| Total | | | | 4,400,000 | | 15,700,000 | | | | 20,100,000 |

| EXPENSE | Budget To-Date | Act & Enc | Balance | 2025 Budget | 2026 | 2027 | 2028 | 2029 | Future | Total |
|--------------|----------------|-----------|---------|------------------|------|-------------------|------|------|--------|-------------------|
| Right of Way | | | | 1,000,000 | | | | | | 1,000,000 |
| Construction | | | | | | 12,100,000 | | | | 12,100,000 |
| Consulting | | | | 2,400,000 | | 1,000,000 | | | | 3,400,000 |
| Contingency | | | | 1,000,000 | | 2,600,000 | | | | 3,600,000 |
| Total | | | | 4,400,000 | | 15,700,000 | | | | 20,100,000 |

| | |
|---|---------------------------------|
| Project Name: 2240300 CSAH 3 - Participate in Mtka reconst fr Spring Ln to Williston | Funding Start: 2025 |
| Major Program: Public Works | Funding Completion: 2027 |
| Department: Transportation Roads & Bridges | |

| Current Year's CIP Process Summary | Budget To-Date | 2025 Budget | 2026 | 2027 | 2028 | 2029 | Future | Total |
|------------------------------------|----------------|-------------|-----------|------------|-----------|------------|-----------|------------|
| Department Requested | | | 1,920,000 | 1,520,000 | 1,080,000 | 11,100,000 | 4,600,000 | 20,220,000 |
| Administrator Proposed | | 4,400,000 | | 15,700,000 | | | | 20,100,000 |
| CBTF Recommended | | 4,400,000 | | 15,700,000 | | | | 20,100,000 |
| Board Approved Final | | 4,400,000 | | 15,700,000 | | | | 20,100,000 |

Scheduling Milestones (major phases only):

| Activity | Anticipated Timeframe |
|-------------------|-----------------------|
| Planning | Q1 2023 - Q4 2024 |
| Design | Q1 2025 - Q4 2026 |
| Bid Advertisement | Q1 2027 |
| Construction | Q2 2027 - Q4 2029 |
| Completion | 2030 |

Project's Effect on the Operating Budget:

Additional planning and design work is required to determine the project's anticipated impact to Transportation Department staff or annual operating costs.

Project's Effect on County Priorities:

This project will reduce disparities in the connectivity domain by creating safe and accessible transportation facilities for all modes of travel to advance the county's goal of reducing vehicle miles traveled per capita. This is especially important as the project is located in an area that includes relatively high percentages of people with limited mobility and households with low income.

Changes from Prior CIP:

- This is a new project request by Transportation Project Delivery for the 2025-2029 Transportation CIP to cost participate in the City of Minnetonka's project to reconstruct Excelsior Boulevard (CSAH 3) from Spring Lane to Williston Road.

Board Resolutions / Supplemental Information:

| Last Year's CIP Process Summary | Budget To-Date | 2024 | 2025 | 2026 | 2027 | 2028 | Future | Total |
|---------------------------------|----------------|------|------|------|------|------|--------|-------|
| Department Requested | | | | | | | | |
| Administrator Proposed | | | | | | | | |
| CBTF Recommended | | | | | | | | |
| Board Approved Final | | | | | | | | |

Project Name: 2181300 CSAH 4 - Replace Bridge #27502 over TC&W Railroad
Major Program: Public Works
Department: Transportation Roads & Bridges

Funding Start: 2024
Funding Completion: 2027

Summary:

Replace Bridge #27502 along Eden Prairie Road (CSAH 4) over the Twin Cities & Western (TC & W) Railroad in the City of Eden Prairie.

Purpose & Description:

The existing bridge (built in 1960) is classified as functionally obsolete based on its geometrics constraints. The bridge's deck, superstructure, and substructure are currently in fair condition; however some members are showing advanced deterioration. The bridge superstructure consists of steel and timber beams that recently required the installation of additional beams to avoid introducing weight restrictions. The timber piers are experiencing deterioration, which is typical for a structure of this age, and will continue to degrade without continued maintenance at regular intervals.

This project will explore the feasibility and cost effectiveness of removing the existing bridge parallel to Bridge #27502 that exclusively serves people walking and incorporating multimodal facilities as part of the new county owned bridge structure. Additional improvements along Eden Prairie Road (CSAH 4) between Hillcrest Lane and Baywood Lane may include the addition of a multiuse trail along the east side of the corridor and resurfacing of the existing trail along the west side of the corridor to provide continuous connections to the surrounding multimodal network. Furthermore, the proposed project is anticipated to include changes to existing pavement markings to incorporate dedicated left-turn lanes at the Hillcrest Lane and Baywood Lane intersections that improve user mobility and safety when compared to the existing configuration that includes a shoulder and right turn lane.

This project was awarded federal formula funding through the Metropolitan Council's 2022 Regional Solicitation.



| REVENUE | Budget To-Date | Act & Enc | Balance | 2025 Budget | 2026 | 2027 | 2028 | 2029 | Future | Total |
|----------------------------|----------------|-----------|----------------|----------------|----------------|------------------|------|------|--------|------------------|
| Federal - Other - Roads | | | | | | 5,552,000 | | | | 5,552,000 |
| Mn/DOT State Aid - Regular | 680,000 | | 680,000 | 380,000 | 250,000 | 1,964,000 | | | | 3,274,000 |
| Eden Prairie | 20,000 | | 20,000 | 40,000 | 130,000 | 344,000 | | | | 534,000 |
| Total | 700,000 | | 700,000 | 420,000 | 380,000 | 7,860,000 | | | | 9,360,000 |
| EXPENSE | Budget To-Date | Act & Enc | Balance | 2025 Budget | 2026 | 2027 | 2028 | 2029 | Future | Total |
| Right of Way | | | | 40,000 | 180,000 | | | | | 220,000 |
| Construction | | | | | | 5,900,000 | | | | 5,900,000 |
| Consulting | 600,000 | | 600,000 | 280,000 | | 590,000 | | | | 1,470,000 |
| Contingency | 100,000 | | 100,000 | 100,000 | 200,000 | 1,370,000 | | | | 1,770,000 |
| Total | 700,000 | | 700,000 | 420,000 | 380,000 | 7,860,000 | | | | 9,360,000 |

| | |
|--|---------------------------------|
| Project Name: 2181300 CSAH 4 - Replace Bridge #27502 over TC&W Railroad | Funding Start: 2024 |
| Major Program: Public Works | Funding Completion: 2027 |
| Department: Transportation Roads & Bridges | |

| Current Year's CIP Process Summary | Budget To-Date | 2025 Budget | 2026 | 2027 | 2028 | 2029 | Future | Total |
|------------------------------------|----------------|-------------|---------|-----------|------|------|--------|-----------|
| Department Requested | 700,000 | 420,000 | 380,000 | 7,860,000 | | | | 9,360,000 |
| Administrator Proposed | 700,000 | 420,000 | 380,000 | 7,860,000 | | | | 9,360,000 |
| CBTF Recommended | 700,000 | 420,000 | 380,000 | 7,860,000 | | | | 9,360,000 |
| Board Approved Final | 700,000 | 420,000 | 380,000 | 7,860,000 | | | | 9,360,000 |

Scheduling Milestones (major phases only):

| Activity | Anticipated Timeframe |
|-------------------|-----------------------|
| Planning | Q1 2022 - Q4 2024 |
| Design | Q1 2025 - Q4 2026 |
| Bid Advertisement | Q1 2027 |
| Construction | Q2 2027 - Q4 2027 |
| Completion | 2028 |

Board Resolutions / Supplemental Information:

Project Budget Notes:

- This project must be authorized by MnDOT State Aid by June 30, 2027 through FHWA to avoid jeopardizing federal funds (as tracked under SP 027-604-017 by MnDOT).

Project's Effect on the Operating Budget:

Staff does not anticipate that this project will have significant impacts to Transportation Department staff or annual operating costs. The proposed project will primarily replace existing bridge assets in-kind. Additionally, maintenance responsibilities of the new multi-use trail facilities are anticipated to be assigned to another agency as part of a cooperative agreement.

Project's Effect on County Priorities:

This project will advance disparity reduction efforts in the connectivity domain by replacing a bridge nearing the end of its useful life, ensuring mobility for all modes. The new bridge will enhance safety and accessibility by introducing complete and green streets elements.

Changes from Prior CIP:

- No changes to the overall project budget since the 2024-2028 Transportation CIP.

| Last Year's CIP Process Summary | Budget To-Date | 2024 | 2025 | 2026 | 2027 | 2028 | Future | Total |
|---------------------------------|----------------|---------|---------|---------|-----------|------|--------|-----------|
| Department Requested | | 700,000 | 420,000 | 380,000 | 7,860,000 | | | 9,360,000 |
| Administrator Proposed | | 700,000 | 420,000 | 380,000 | 7,860,000 | | | 9,360,000 |
| CBTF Recommended | | 700,000 | 420,000 | 380,000 | 7,860,000 | | | 9,360,000 |
| Board Approved Final | | 700,000 | 420,000 | 380,000 | 7,860,000 | | | 9,360,000 |

Project Name: 2167900 CSAH 5 - Reconstruct Minnetonka Blvd fr Chippewa to Aquila
Major Program: Public Works
Department: Transportation Roads & Bridges

Funding Start: 2025
Funding Completion: 2029

Summary:

Reconstruct Minnetonka Boulevard (CSAH 5) from Chippewa Road to Aquila Avenue (East Junction) in the Cities of Minnetonka and St. Louis Park.

Purpose & Description:

The existing roadway (last reconstructed in the 1960s) is nearing the end of its useful life and warrants replacement. Routine maintenance activities are no longer cost effective in preserving assets. The current roadway consists of a 2-lane undivided configuration, with turn lanes at key intersections and an off-street bicycle facility. Facilities for people walking are primarily located along the south side of the roadway, requiring users to cross Minnetonka Boulevard (CSAH 5) when travelling from the north. Many intersections include ADA accommodations that do not meet current design requirements, presenting challenges for people with limited mobility. Minnetonka Boulevard (CSAH 5) serves as a Tier 1 Regional Bicycle Transportation Network (RBTN) corridor and provides access to the North Cedar Lake Trail, another Tier 1 RBTN alignment. This project also provides an opportunity to replace Bridge #5668 over Minnehaha Creek, that is tentatively scheduled for replacement in 2030 as part of the county's Work Plan (ID 2201773), and introduce an updated typical section that promotes the county's Complete and Green Streets policy.

The proposed project is anticipated to include new assets, including pavement, curb, storm water structures, sidewalk facilities, bikeway facilities, and traffic signals. The future roadway configuration will be determined as part of the project development process based on community engagement, data analysis, and environmental review. Complete and Green Streets strategies (such as curb extensions, raised medians, and streetscaping) will also be considered to benefit people walking, using transit, and biking along and across Minnetonka Boulevard (CSAH 5).

The proposed project represents Phase 3 for improvements along Minnetonka Boulevard (CSAH 5), that is tentatively scheduled to begin after the completion of Capital Projects CP 2168100 and CP 2168000.



| REVENUE | Budget To-Date | Act & Enc | Balance | 2025 Budget | 2026 | 2027 | 2028 | 2029 | Future | Total |
|---------------------------------------|----------------|-----------|---------|------------------|------------------|------------------|------------------|------------------|--------|-------------------|
| State - Other - Roads | | | | | | | 230,000 | 230,000 | | 460,000 |
| Minnetonka | | | | 22,000 | 80,000 | 255,000 | 735,000 | 702,000 | | 1,794,000 |
| St Louis Park | | | | 66,000 | 200,000 | 610,000 | 965,000 | 866,000 | | 2,707,000 |
| Transfer - Metro Tax - Active Transpo | | | | 420,000 | 340,000 | 221,000 | 1,573,000 | 1,467,000 | | 4,021,000 |
| Transfer - Metro Tax - Preservation | | | | 1,682,000 | 1,360,000 | 884,000 | 6,292,000 | 5,870,000 | | 16,088,000 |
| Total | | | | 2,190,000 | 1,980,000 | 1,970,000 | 9,795,000 | 9,135,000 | | 25,070,000 |

| EXPENSE | Budget To-Date | Act & Enc | Balance | 2025 Budget | 2026 | 2027 | 2028 | 2029 | Future | Total |
|--------------|----------------|-----------|---------|------------------|------------------|------------------|------------------|------------------|--------|-------------------|
| Right of Way | | | | | 400,000 | 1,570,000 | | | | 1,970,000 |
| Construction | | | | | | | 7,310,000 | 7,310,000 | | 14,620,000 |
| Consulting | | | | 1,750,000 | 1,180,000 | | 585,000 | 585,000 | | 4,100,000 |
| Contingency | | | | 440,000 | 400,000 | 400,000 | 1,900,000 | 1,240,000 | | 4,380,000 |
| Total | | | | 2,190,000 | 1,980,000 | 1,970,000 | 9,795,000 | 9,135,000 | | 25,070,000 |

| | |
|---|---------------------------------|
| Project Name: 2167900 CSAH 5 - Reconstruct Minnetonka Blvd fr Chippewa to Aquila | Funding Start: 2025 |
| Major Program: Public Works | Funding Completion: 2029 |
| Department: Transportation Roads & Bridges | |

| Current Year's CIP Process Summary | Budget To-Date | 2025 Budget | 2026 | 2027 | 2028 | 2029 | Future | Total |
|------------------------------------|----------------|-------------|-----------|-----------|-----------|-----------|--------|------------|
| Department Requested | | 2,190,000 | 1,980,000 | 1,970,000 | 9,795,000 | 9,135,000 | | 25,070,000 |
| Administrator Proposed | | 2,190,000 | 1,980,000 | 1,970,000 | 9,795,000 | 9,135,000 | | 25,070,000 |
| CBTF Recommended | | 2,190,000 | 1,980,000 | 1,970,000 | 9,795,000 | 9,135,000 | | 25,070,000 |
| Board Approved Final | | 2,190,000 | 1,980,000 | 1,970,000 | 9,795,000 | 9,135,000 | | 25,070,000 |

Scheduling Milestones (major phases only):

| Activity | Anticipated Timeframe |
|-------------------|-----------------------|
| Planning | Q2 2022 - Q4 2024 |
| Design | Q1 2025 - Q4 2027 |
| Bid Advertisement | Q4 2028 |
| Construction | Q2 2029 - Q4 2030 |
| Completion | 2031 |

Board Resolutions / Supplemental Information:

Project Budget Notes:

- \$460,000 in State-Other-Roads Revenue represents the estimated cost participation to be received from MnDOT based on the project's location within proximity to TH 169.

Project's Effect on the Operating Budget:

Additional planning and design work is required to determine the project's anticipated impact to Transportation Department staff or annual operating costs.

Project's Effect on County Priorities:

This project will reduce disparities in the connectivity domain by creating safe and accessible connections for those walking, biking, and using transit along Minnetonka Boulevard (CSAH 5). This is especially important as the project is located in an area that includes relatively high percentages people with limited mobility. These improvements to multimodal connections advance the county's goal of reducing vehicle miles traveled per capita. The project will also promote affordable connectivity through expansion of fiber communications where not already present in the project area.

Changes from Prior CIP:

- This is a new project request by Transportation Project Delivery for the 2025-2029 Transportation CIP to reconstruct Minnetonka Boulevard (CSAH 5) from Chippewa Road to Aquila Avenue (West Junction) in the Cities of Minnetonka and St. Louis Park.

| Last Year's CIP Process Summary | Budget To-Date | 2024 | 2025 | 2026 | 2027 | 2028 | Future | Total |
|---------------------------------|----------------|------|------|------|------|------|--------|-------|
| Department Requested | | | | | | | | |
| Administrator Proposed | | | | | | | | |
| CBTF Recommended | | | | | | | | |
| Board Approved Final | | | | | | | | |

Project Name: 2168000 CSAH 5 - Reconst Mntka Blvd fr Xylon to Vernon Ave
Major Program: Public Works
Department: Transportation Roads & Bridges

Funding Start:
Funding Completion: 2028

Summary:

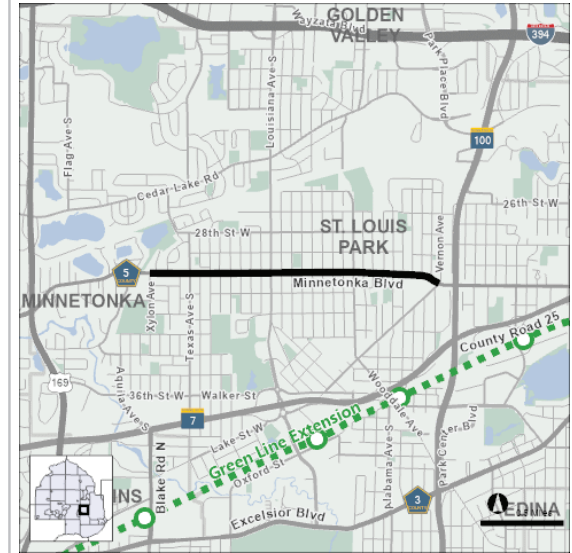
Reconstruct Minnetonka Boulevard (CSAH 5) from Xylon Avenue to Vernon Avenue in the City of St. Louis Park.

Purpose & Description:

The existing roadway (last reconstructed in 1964) is nearing the end of its useful life and warrants replacement. Routine maintenance activities are no longer cost effective in preserving assets. The roadway was originally constructed as concrete pavement that has since received bituminous overlays over its concrete surface. Sidewalk facilities currently exist on both sides of the roadway, separated by a boulevard, that provide a relatively comfortable experience for people walking along Minnetonka Boulevard (CSAH 5). However, crossing Minnetonka Boulevard (CSAH 5) is often challenging as the corridor lacks Complete & Green Streets design strategies such as curb extensions, raised medians, and crossing beacons. Also, many intersections do not satisfy current ADA design requirements, presenting challenges for people with limited mobility, especially at signalized intersections. The City of St. Louis Park has indicated that existing water utilities are in relatively poor condition within the project limits, reporting two relatively significant watermain breaks that occurred in 2022 that resulted in hardships for nearby property owners. In response, the city has demonstrated an interest to replace its water utilities in conjunction with a roadway reconstruction project to reduce impacts to users. In addition, the city has expressed interest in exploring intersection design options at Texas Avenue, Louisiana Avenue, Hampshire Avenue, and Dakota Avenue to improve mobility, safety, and accessibility for multimodal users.

The proposed project is anticipated to include new assets, including pavement, curb, storm water structures, sidewalk facilities, and bikeway facilities. The future roadway configuration, including intersection control devices, will be determined as part of the project development process based on community engagement, data analysis, and environmental review. Complete and Green Streets strategies will also be considered to benefit people walking, using transit, and biking along and across Minnetonka Boulevard (CSAH 5). The proposed project is Phase 2 (of 3) for improvements along Minnetonka Boulevard (CSAH 5), that is tentatively scheduled to begin after the completion of Capital Project CP 2168100.

Federal formula funding was awarded in 2024 through the Metropolitan Council's Regional Solicitation for this project.



| REVENUE | Budget To-Date | Act & Enc | Balance | 2025 Budget | 2026 | 2027 | 2028 | 2029 | Future | Total |
|------------------------------------|----------------|-----------|----------------|------------------|------------------|-------------------|------------------|------|--------|-------------------|
| Federal - Other - Roads | | | | | | 7,000,000 | | | | 7,000,000 |
| Mn/DOT State Aid - Regular | 200,000 | | 200,000 | 4,575,000 | 1,770,000 | 4,400,000 | 6,700,000 | | | 17,645,000 |
| St Louis Park | | | | 515,000 | 1,380,000 | 1,100,000 | 1,670,000 | | | 4,665,000 |
| Transfer - Metro Tax - Complete St | | | | | | 790,000 | 600,000 | | | 1,390,000 |
| Total | 200,000 | | 200,000 | 5,090,000 | 3,150,000 | 13,290,000 | 8,970,000 | | | 30,700,000 |

| EXPENSE | Budget To-Date | Act & Enc | Balance | 2025 Budget | 2026 | 2027 | 2028 | 2029 | Future | Total |
|--------------|----------------|----------------|---------|------------------|------------------|-------------------|------------------|------|--------|-------------------|
| Right of Way | | | | 630,000 | 2,500,000 | | | | | 3,130,000 |
| Construction | | | | | | 10,000,000 | 7,320,000 | | | 17,320,000 |
| Consulting | 200,000 | 200,000 | | 3,460,000 | | 790,000 | 600,000 | | | 5,050,000 |
| Contingency | | | | 1,000,000 | 650,000 | 2,500,000 | 1,050,000 | | | 5,200,000 |
| Total | 200,000 | 200,000 | | 5,090,000 | 3,150,000 | 13,290,000 | 8,970,000 | | | 30,700,000 |

| | |
|---|---------------------------------|
| Project Name: 2168000 CSAH 5 - Reconst Mntka Blvd fr Xylon to Vernon Ave | Funding Start: |
| Major Program: Public Works | Funding Completion: 2028 |
| Department: Transportation Roads & Bridges | |

| Current Year's CIP Process Summary | Budget To-Date | 2025 Budget | 2026 | 2027 | 2028 | 2029 | Future | Total |
|------------------------------------|----------------|-------------|-----------|------------|-----------|------|--------|------------|
| Department Requested | 200,000 | 5,090,000 | 3,150,000 | 13,290,000 | 8,970,000 | | | 30,700,000 |
| Administrator Proposed | 200,000 | 5,090,000 | 3,150,000 | 13,290,000 | 8,970,000 | | | 30,700,000 |
| CBTF Recommended | 200,000 | 5,090,000 | 3,150,000 | 13,290,000 | 8,970,000 | | | 30,700,000 |
| Board Approved Final | 200,000 | 5,090,000 | 3,150,000 | 13,290,000 | 8,970,000 | | | 30,700,000 |

Scheduling Milestones (major phases only):

| Activity | Anticipated Timeframe |
|-------------------|-----------------------|
| Planning | Q3 2022 - Q2 2024 |
| Design | Q3 2024 - Q4 2026 |
| Bid Advertisement | Q1 2027 |
| Construction | Q2 2027 - Q4 2028 |
| Completion | 2029 |

Board Resolutions / Supplemental Information:

Project Budget Notes:

- This project must be authorized by MnDOT State Aid by June 30, 2029 through FHWA to avoid jeopardizing federal funds (as tracked under SP 027-605-036 by MnDOT).

RESOLUTION 24-0417 (adopted on 10/29/2024) authorized:

Project's Effect on the Operating Budget:

Additional planning and design work is required to determine the project's anticipated impact to Transportation Department staff or annual operating costs.

- Execute Agmt PR00006562 with Alliant Engineering for preliminary design and professional services at an amount NTE \$1,600,000.
- Transfer \$200,000 in State Aid Regular from CP 2183400 to CP 2168000 and increase budget for CP 2168000 by \$200,000.

Project's Effect on County Priorities:

This project will reduce disparities in the connectivity domain by creating safe and accessible connections for those walking, biking, and using transit along Minnetonka Boulevard (CSAH 5). These improvements to multimodal connections advance the county's goal of reducing vehicle miles traveled per capita. This is especially important as the project is located in an area that includes relatively high percentages of people with limited mobility. In addition, green streets elements will have a positive impact on water impairments in Lake Hiawatha. The project will also promote affordable connectivity through expansion of fiber communications where not already present in the project area.

- Changes from Prior CIP:**
- Project budget increased by \$7.5 million from \$23.2 million to \$30.7 million to be financed with \$4.0 million in State Aid Regular, \$1.4 million in TAA Complete Streets, and \$2.1 million from the City of St. Louis Park.
 - Right of Way activities increased by \$2.4 million from \$0.7 million to \$3.1 million.
 - Construction activities increased by \$2.7 million from \$14.7 million to \$17.3 million based on a revised Engineer's Estimate.
 - Consulting activities increased by \$2.2 million from \$2.9 million to \$5.1 million.
 - Contingencies increased by \$0.2 million from \$5.0 million to \$5.2 million.

| Last Year's CIP Process Summary | Budget To-Date | 2024 | 2025 | 2026 | 2027 | 2028 | Future | Total |
|---------------------------------|----------------|------|-----------|-----------|---------|-----------|-----------|------------|
| Department Requested | | | 2,000,000 | 1,570,000 | 570,000 | 9,450,000 | 9,590,000 | 23,180,000 |
| Administrator Proposed | | | 2,000,000 | 1,570,000 | 570,000 | 9,450,000 | 9,590,000 | 23,180,000 |
| CBTF Recommended | | | 2,000,000 | 1,570,000 | 570,000 | 9,450,000 | 9,590,000 | 23,180,000 |
| Board Approved Final | | | 2,000,000 | 1,570,000 | 570,000 | 9,450,000 | 9,590,000 | 23,180,000 |

Project Name: 2168100 CSAH 5 - Reconst Mntka Blvd fr TH 100 to France Ave
Major Program: Public Works
Department: Transportation Roads & Bridges

Funding Start: 2019
Funding Completion: 2025

Summary:

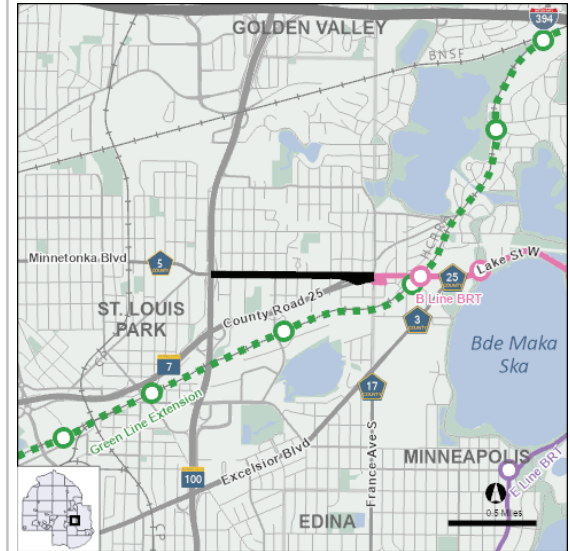
Reconstruct Minnetonka Boulevard (CSAH 5) from TH 100 to France Avenue in the Cities of Minneapolis and St. Louis Park.

Purpose & Description:

The existing roadway (last reconstructed in 1952) is nearing the end of its useful life and warrants replacement. Routine maintenance activities are no longer cost effective in preserving assets. The existing sidewalk facilities are located immediately adjacent to the roadway, causing a feeling of discomfort for people walking. The curb has experienced settling, diminishing its ability to collect water and define the roadway edge. The corridor also lacks catch basins, relying on the local storm sewer system to properly manage water. Many intersections do not satisfy current ADA design requirements, presenting challenges for persons with limited mobility. Additionally, staff has received correspondence from residents regarding safety concerns along the corridor due to the existing 4-lane undivided roadway configuration.

The proposed project will include new assets, including pavement, curb, storm water structures, sidewalk facilities, and traffic signals. It is anticipated that a 3-lane configuration will be considered as part of the project development process in an effort to better facilitate vehicle turning movements and provide traffic calming. Specific pedestrian crossing enhancements (such as curb extensions, raised medians, and crossing beacons), bikeway accommodations, and streetscaping features will also be considered to benefit people walking and biking. Furthermore, this project presents an opportunity to improve the current design of that area involving the convergence of Minnetonka Boulevard (CSAH 5) and West Lake Street (CSAH 25) that often results in uncomfortable experiences for people walking and biking due to high vehicle speeds. This project will complement the Green Line Extension LRT Project given its proximity to the Beltline Boulevard and West Lake Street LRT Stations. Improvements for people walking and biking will improve first/last mile connections for multimodal users.

Federal formula funding was awarded in 2020 through the Metropolitan Council's Regional Solicitation for this project.



| REVENUE | Budget To-Date | Act & Enc | Balance | 2025 Budget | 2026 | 2027 | 2028 | 2029 | Future | Total |
|----------------------------|-------------------|-------------------|------------------|------------------|------|------|------|------|--------|-------------------|
| Property Tax | 650,000 | 650,000 | | | | | | | | 650,000 |
| Federal - Other - Roads | 7,000,000 | 2,369,781 | 4,630,219 | 1,206,384 | | | | | | 8,206,384 |
| Mn/DOT State Aid - Regular | 2,320,000 | 6,380,530 | (4,060,530) | 4,533,616 | | | | | | 6,853,616 |
| Mn/DOT State Aid - Flex ES | 3,390,000 | | 3,390,000 | (1,240,000) | | | | | | 2,150,000 |
| Minneapolis | 245,000 | 163,170 | 81,830 | 80,000 | | | | | | 325,000 |
| St Louis Park | 5,360,000 | 2,214,221 | 3,145,779 | (180,000) | | | | | | 5,180,000 |
| Total | 18,965,000 | 11,777,702 | 7,187,298 | 4,400,000 | | | | | | 23,365,000 |

| EXPENSE | Budget To-Date | Act & Enc | Balance | 2025 Budget | 2026 | 2027 | 2028 | 2029 | Future | Total |
|--------------|-------------------|-------------------|------------------|------------------|------|------|------|------|--------|-------------------|
| Right of Way | 2,000,000 | 2,126,581 | (126,581) | 50,000 | | | | | | 2,050,000 |
| Construction | 13,765,000 | 15,121,326 | (1,356,326) | 2,720,000 | | | | | | 16,485,000 |
| Consulting | 1,020,000 | 2,234,808 | (1,214,808) | 1,330,000 | | | | | | 2,350,000 |
| Other Costs | | 470,708 | (470,708) | | | | | | | |
| Contingency | 2,180,000 | | 2,180,000 | 300,000 | | | | | | 2,480,000 |
| Total | 18,965,000 | 19,953,422 | (988,422) | 4,400,000 | | | | | | 23,365,000 |

| | |
|--|---------------------------------|
| Project Name: 2168100 CSAH 5 - Reconst Mntka Blvd fr TH 100 to France Ave | Funding Start: 2019 |
| Major Program: Public Works | Funding Completion: 2025 |
| Department: Transportation Roads & Bridges | |

| Current Year's CIP Process Summary | Budget To-Date | 2025 Budget | 2026 | 2027 | 2028 | 2029 | Future | Total |
|------------------------------------|----------------|-------------|------|------|------|------|--------|------------|
| Department Requested | 18,965,000 | 7,320,000 | | | | | | 26,285,000 |
| Administrator Proposed | 18,965,000 | 4,400,000 | | | | | | 23,365,000 |
| CBTF Recommended | 18,965,000 | 4,400,000 | | | | | | 23,365,000 |
| Board Approved Final | 18,965,000 | 4,400,000 | | | | | | 23,365,000 |

Scheduling Milestones (major phases only):

| Activity | Anticipated Timeframe |
|-------------------|-----------------------|
| Planning | 2016 - 2020 |
| Design | Q1 2021 - Q1 2024 |
| Bid Advertisement | Q2 2024 |
| Construction | Q3 2024 - Q3 2026 |
| Completion | 2027 |

Project's Effect on the Operating Budget:

Staff anticipates that this project will have minor impacts to the annual operating costs for the Transportation Department. The reduction of approximately 0.75 lane miles is expected to preserve approximately \$9,900 in maintenance costs annually. Conversely, the installation of two new rectangular rapid flashing beacon (RRFB) systems are anticipated to require \$200 in maintenance costs annually.

Project's Effect on County Priorities:

This project will reduce disparities in the connectivity domain by creating safe and accessible connections for those walking and biking to a Green Line LRT station and surrounding regional trails. Improvements to multimodal connections advance the county's goal of reducing vehicle miles traveled per capita. This is especially important as the project area includes relatively high percentages of people with limited mobility. In addition, green streets elements will have a positive impact on water impairments in Lake Hiawatha.

- Changes from Prior CIP:**
- Project budget decreased by \$1.1 million from \$24.5 million to \$23.4 million based on the bid results.
 - Revenues adjusted to recognize \$1.2 million in additional Federal funds - preserving State Aid Flex ES, Minneapolis, and St. Louis Park revenues.
 - Consulting activities increased by \$1.4 million from \$1.0 million to \$2.4 million.
 - Right of Way activities increased by \$0.1 million from \$2.0 million to \$2.1 million.
 - Construction activities decreased by \$2.3 million from \$18.7 million to \$16.4 million.
 - Contingencies decreased by \$0.3 million from \$2.8 million to \$2.5 million.

Board Resolutions / Supplemental Information:

- Project Budget Notes:**
- This project was authorized by MnDOT State Aid on April 15, 2024 (as tracked under SP 027-605-033 by MnDOT).

RESOLUTION 22-0375 (adopted 09/27/2022) authorized:

- Negotiation of work authorization under Agmt PR00002153 with Bolton & Menk, Inc to provide final design and engineering services at an amount NTE \$1,200,000 to be financed with State Aid Regular within the Project Budget for CP 2168100.
- Submittal of variance request to MnDOT related to the construction of a new shared use path along Minnetonka Boulevard (CSAH 5).

RESOLUTION 24-0048 (adopted on 02/06/2024) authorized:

- Execute contract No. CM 00001155 with Millerbernd Manufacturing Co. to purchase traffic signal poles for County Projects 2091103 and 2168100 at an estimated county cost of \$495,000 (\$138,000 state turnback, \$312,355 state aid, and \$44,645 recv).

RESOLUTION 24-0073 (adopted on 03/05/2024) authorized:

- Neg of Agmt PW 10-05-24 with the City of St. Louis Park to identify cost participation and maintenance responsibilities at an estimated receivable of \$6,390,000.
- Neg of Agmt PW 11-20-24 with the City of Minneapolis to identify cost participation and maintenance responsibilities at an estimated receivable of \$323,700.
- Neg of Agreement PW 12-40-24 to authorize the Commissioner of Transportation to act as the county's agent in accepting federal funds on its behalf.
- Execute Amendment 1 to PR00002153 with Bolton & Menk to provide final design engineering services. Increase work authorization amount by \$300,000 for a new total of \$1,500,000.
- Transfer of \$500,000 in Property Tax from CP 2201100 to CP 2168100.
- Amdt to the Project Budget for CP 2168100 with an increase of \$1,765,000 to be financed with \$500,000 in Property Tax, \$1,140,000 from St. Louis Park, and \$125,000 from Minneapolis.

| Last Year's CIP Process Summary | Budget To-Date | 2024 | 2025 | 2026 | 2027 | 2028 | Future | Total |
|---------------------------------|----------------|------------|-----------|------|------|------|--------|------------|
| Department Requested | 3,395,000 | 13,805,000 | 7,320,000 | | | | | 24,520,000 |
| Administrator Proposed | 3,395,000 | 13,805,000 | 7,320,000 | | | | | 24,520,000 |
| CBTF Recommended | 3,395,000 | 13,805,000 | 7,320,000 | | | | | 24,520,000 |
| Board Approved Final | 3,395,000 | 13,805,000 | 7,320,000 | | | | | 24,520,000 |

Project Name: 2172600 CSAH 5 - Reconst Franklin Ave fr Lyndale to Chicago Ave
Major Program: Public Works
Department: Transportation Roads & Bridges

Funding Start: 2021
Funding Completion: 2026

Summary:

Reconstruct Franklin Avenue (CSAH 5) from Lyndale Avenue (CSAH 22) to Chicago Avenue in the City of Minneapolis.

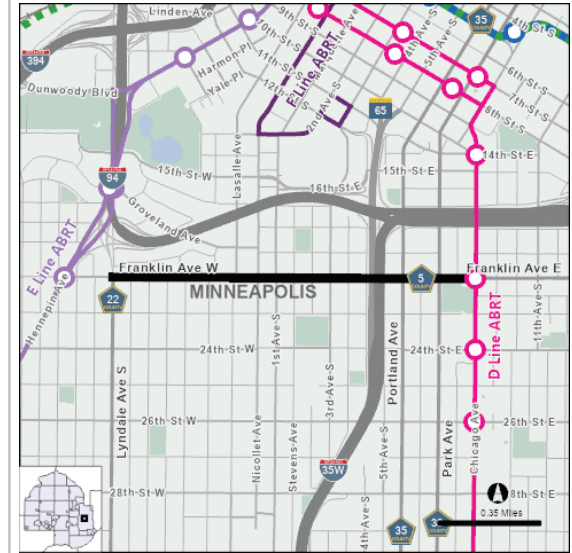
Purpose & Description:

The existing roadway (last reconstructed in the 1960s) is nearing the end of its useful life and warrants replacement. Routine maintenance activities (such as overlays and crackseals) are no longer cost effective in preserving assets. The current roadway environment consists of a 4-lane undivided configuration with no turn lanes provided for people driving. This design has resulted in a relatively high number of crashes, specifically left-turn and rear-end related. No dedicated accommodations for people biking are currently provided along this segment of Franklin Avenue (CSAH 5). Although sidewalks are provided along both sides of the roadway, they do not offer a positive user experience for people walking. Not only are sidewalks located immediately adjacent to the roadway, but they also include a number of obstructions (such as utility poles, fire hydrants, and signal poles) within the walking path. Additionally, many pedestrian ramps do not meet current ADA design standards. These conditions present challenges for people walking, especially for those with limited mobility.

In 2020, Transportation Project Delivery completed the Franklin Avenue Corridor Study (hennepin.us/franklincorridor) that evaluated both short-term and long-term options for the corridor. It is anticipated that this project will provide an opportunity to implement recommendations from the study; relying on community input, data analysis, and environmental review to determine the specific location and type of improvement as part of the design process.

The proposed project will include new pavement, curb, storm water utilities, sidewalk, ADA accommodations, and traffic signals. Further investigation will take place as part of the design process to determine the feasibility of dedicated accommodations for people biking as part of this project. Additionally, it is anticipated that proven traffic calming strategies (such as raised median, curb extensions, and streetscaping) will be introduced to improve the crossing experience for people walking by managing the speeds of people driving.

Federal formula funding was awarded in both 2020 (CP 2172601) and 2022 (CP 2172602) through the Metropolitan Council's Regional Solicitation for this project.



| REVENUE | Budget To-Date | Act & Enc | Balance | 2025 Budget | 2026 | 2027 | 2028 | 2029 | Future | Total |
|----------------------------|------------------|------------------|------------------|-------------------|-------------------|------|------|------|--------|-------------------|
| Federal - Other - Roads | | | | 10,088,000 | | | | | | 10,088,000 |
| Mn/DOT State Aid - Regular | 5,910,000 | 1,240,000 | 4,670,000 | 4,504,000 | 8,920,000 | | | | | 19,334,000 |
| Minneapolis | 2,200,000 | | 2,200,000 | 1,148,000 | 2,980,000 | | | | | 6,328,000 |
| Total | 8,110,000 | 1,240,000 | 6,870,000 | 15,740,000 | 11,900,000 | | | | | 35,750,000 |

| EXPENSE | Budget To-Date | Act & Enc | Balance | 2025 Budget | 2026 | 2027 | 2028 | 2029 | Future | Total |
|--------------|------------------|------------------|------------------|-------------------|-------------------|------|------|------|--------|-------------------|
| Right of Way | 4,000,000 | 273,460 | 3,726,540 | (1,000,000) | | | | | | 3,000,000 |
| Construction | | | | 14,200,000 | 10,300,000 | | | | | 24,500,000 |
| Consulting | 3,110,000 | 3,291,700 | (181,700) | 240,000 | | | | | | 3,350,000 |
| Contingency | 1,000,000 | | 1,000,000 | 2,300,000 | 1,600,000 | | | | | 4,900,000 |
| Total | 8,110,000 | 3,565,160 | 4,544,840 | 15,740,000 | 11,900,000 | | | | | 35,750,000 |

| | |
|--|---------------------------------|
| Project Name: 2172600 CSAH 5 - Reconst Franklin Ave fr Lyndale to Chicago Ave | Funding Start: 2021 |
| Major Program: Public Works | Funding Completion: 2026 |
| Department: Transportation Roads & Bridges | |

| Current Year's CIP Process Summary | Budget To-Date | 2025 Budget | 2026 | 2027 | 2028 | 2029 | Future | Total |
|------------------------------------|----------------|-------------|------------|------|------|------|--------|------------|
| Department Requested | 8,110,000 | 18,940,000 | 8,700,000 | | | | | 35,750,000 |
| Administrator Proposed | 8,110,000 | 15,740,000 | 11,900,000 | | | | | 35,750,000 |
| CBTF Recommended | 8,110,000 | 15,740,000 | 11,900,000 | | | | | 35,750,000 |
| Board Approved Final | 8,110,000 | 15,740,000 | 11,900,000 | | | | | 35,750,000 |

Scheduling Milestones (major phases only):

| Activity | Anticipated Timeframe |
|-------------------|-----------------------|
| Planning | 2019 - Q2 2021 |
| Design | Q3 2021 - Q4 2024 |
| Bid Advertisement | Q2 2025 |
| Construction | Q3 2025 - Q4 2026 |
| Completion | 2027 |

Project's Effect on the Operating Budget:

Staff anticipates that this project will have minor impacts to the annual operating costs for the Transportation Department. The reduction of approximately 1.20 lane miles is expected to preserve approximately \$16,600 in maintenance costs annually.

Project's Effect on County Priorities:

This project will reduce disparities in the connectivity domain by creating transportation facilities that ensure safe, accessible, and comfortable connections for all modes of travel. These improvements to multimodal connections advance the county's goal of reducing vehicle miles traveled per capita. This is especially important as the project is located in an area that includes relatively high percentages people with limited mobility and low-income households.

Changes from Prior CIP:

- Project budget increased by \$8.4 million from \$27.3 million to \$35.8 million to be financed with \$6.2 million in State Aid Regular and \$2.2 million from the City of Minneapolis.
- Right of Way activities decreased by \$1.0 million from \$4.0 million to \$3.0 million.
- Construction activities increased by \$9.0 million from \$15.5 million to \$24.5 million based on a revised Engineer's Estimate.
- Consulting activities increased by \$0.2 million from \$3.1 million to \$3.3 million.
- Contingencies increased by \$0.2 million from \$4.7 million to \$4.9 million.

Board Resolutions / Supplemental Information:

Project Budget Notes:

Both Capital Project 2172601 and Capital Project 2172602 must be authorized by MnDOT State Aid by June 30, 2025 through FHWA to avoid jeopardizing federal funds.

Project development is being managed within the following subprojects to leverage federal funding that was been awarded to Hennepin County.

- Capital Project 2172601 - Reconstruction of Franklin Avenue (CSAH 5) from Blaisdell Avenue to Chicago Avenue (as tracked under SP 027-605-032 by MnDOT)
- Capital Project 2172602 - Reconstruction of Franklin Avenue (CSAH 5) from Lyndale Avenue (CSAH 22) to Blaisdell Avenue (as tracked under SP 027-605-034 by MnDOT)

RESOLUTION 22-0088 (adopted on 03/08/2022) authorized:

- Execute Agmt PR00004057 with Bolton & Menk to provide preliminary design engineering and professional services at an amount NTE \$1,800,000.

RESOLUTION 24-0193 (adopted on 05/14/2024) authorized:

- Execute Amendment 1 to PR00004057 with Bolton & Menk to provide final design engineering services. Increase work authorization amount by \$1,400,000 to a revised NTE total of \$3,200,000.
- Submittal of a variance request to MnDOT related to the construction of a new shared use path along Franklin Avenue (CSAH 5).

| Last Year's CIP Process Summary | Budget To-Date | 2024 | 2025 | 2026 | 2027 | 2028 | Future | Total |
|---------------------------------|----------------|-----------|------------|-----------|------|------|--------|------------|
| Department Requested | 3,140,000 | 4,970,000 | 15,420,000 | 3,780,000 | | | | 27,310,000 |
| Administrator Proposed | 3,140,000 | 4,970,000 | 15,420,000 | 3,780,000 | | | | 27,310,000 |
| CBTF Recommended | 3,140,000 | 4,970,000 | 15,420,000 | 3,780,000 | | | | 27,310,000 |
| Board Approved Final | 3,140,000 | 4,970,000 | 15,420,000 | 3,780,000 | | | | 27,310,000 |

Project Name: 2200800 CSAH 10 - Replace Bridge #91131 over Twin Lake
Major Program: Public Works
Department: Transportation Roads & Bridges

Funding Start: 2022
Funding Completion: 2025

Summary:

Replace Bridge #91131 along Bass Lake Road (CSAH 10) at Twin Lakes in the Cities of Brooklyn Center and Crystal.

Purpose & Description:

The existing bridge (built in 1967) is classified as structurally deficient based on its condition. The current design consists of a cast-in place concrete box culvert that spans the Twin Lake Inlet. The culvert is in relatively poor condition as the box sections have cracked and spalled in many locations. In addition, some sections have exposed rebar that are showing signs of rusting; greatly reducing their structural capacity. Routine maintenance activities are no longer cost effective in extending the useful life of this bridge, therefore, a full replacement is recommended.

The proposed project will replace the deteriorating structure with a modern concrete box culvert that will be designed to provide a 75-year service life. It is anticipated that any pavement, sidewalk, and drainage structures impacted by the project will be replaced in-kind. Additionally, this project will include multimodal improvements such as enhancements to existing sidewalk facilities, upgrades to ADA accommodations, and adjustments to curb lines to promote traffic calming. These multimodal improvements are anticipated to improve the walking, rolling and biking experience along Bass Lake Road (CSAH 10) and also promote first/last mile connections to the nearby local bus stop for Route 721. If these improvements are deferred, the bridge structure will continue to deteriorate and weight restrictions will likely be required.

Federal formula funding was awarded for this project in 2022 through the Metropolitan Council's Regional Solicitation.



| REVENUE | Budget To-Date | Act & Enc | Balance | 2025 Budget | 2026 | 2027 | 2028 | 2029 | Future | Total |
|----------------------------|----------------|-----------|----------------|------------------|------|------|------|------|--------|------------------|
| Federal - Other - Roads | | | | 1,040,000 | | | | | | 1,040,000 |
| Mn/DOT State Aid - Regular | 223,000 | | 223,000 | 612,000 | | | | | | 835,000 |
| Brooklyn Center | 51,000 | | 51,000 | 54,000 | | | | | | 105,000 |
| Crystal | 51,000 | | 51,000 | 54,000 | | | | | | 105,000 |
| Total | 325,000 | | 325,000 | 1,760,000 | | | | | | 2,085,000 |

| EXPENSE | Budget To-Date | Act & Enc | Balance | 2025 Budget | 2026 | 2027 | 2028 | 2029 | Future | Total |
|--------------|----------------|---------------|----------------|------------------|------|------|------|------|--------|------------------|
| Right of Way | 140,000 | 62,763 | 77,237 | | | | | | | 140,000 |
| Construction | | | | 1,230,000 | | | | | | 1,230,000 |
| Consulting | 100,000 | 32,754 | 67,246 | 180,000 | | | | | | 280,000 |
| Other Costs | | 3,600 | (3,600) | | | | | | | |
| Contingency | 85,000 | | 85,000 | 350,000 | | | | | | 435,000 |
| Total | 325,000 | 99,117 | 225,883 | 1,760,000 | | | | | | 2,085,000 |

| | |
|---|---------------------------------|
| Project Name: 2200800 CSAH 10 - Replace Bridge #91131 over Twin Lake | Funding Start: 2022 |
| Major Program: Public Works | Funding Completion: 2025 |
| Department: Transportation Roads & Bridges | |

| Current Year's CIP Process Summary | Budget To-Date | 2025 Budget | 2026 | 2027 | 2028 | 2029 | Future | Total |
|------------------------------------|----------------|-------------|------|------|------|------|--------|-----------|
| Department Requested | 325,000 | 1,760,000 | | | | | | 2,085,000 |
| Administrator Proposed | 325,000 | 1,760,000 | | | | | | 2,085,000 |
| CBTF Recommended | 325,000 | 1,760,000 | | | | | | 2,085,000 |
| Board Approved Final | 325,000 | 1,760,000 | | | | | | 2,085,000 |

Scheduling Milestones (major phases only):

| Activity | Anticipated Timeframe |
|-------------------|-----------------------|
| Planning | 2020 - Q2 2022 |
| Design | Q3 2022 - Q4 2024 |
| Bid Advertisement | Q1 2025 |
| Construction | Q2 2025 - Q4 2025 |
| Completion | Q2 2026 |

Project's Effect on the Operating Budget:

Staff does not anticipate that this project will have significant impacts to Transportation Department staff or annual operating costs. The proposed project will primarily replace existing bridge assets in-kind.

Project's Effect on County Priorities:

This project will reduce disparities in the transportation domain and vehicle miles traveled per capita by improving accessibility for multi-modal transportation facilities. This project will replace a bridge that is nearing the end of its useful life in an effort to ensure safety and mobility for all modes. This is especially important as the project is located in an area that includes high percentages of people with limited mobility.

Changes from Prior CIP:

- Project budget increased by \$0.1 million from \$2.0 million to \$2.1 million to be financed with State Aid Regular.
- Consulting activities increased by \$0.1 million from \$0.2 million to \$0.3 million.

Board Resolutions / Supplemental Information:

Project Budget Notes:

- This project must be authorized by MnDOT State Aid by June 30, 2025 through FHWA to avoid jeopardizing federal funds (as tracked under SP 027-610-034 by MnDOT).

| Last Year's CIP Process Summary | Budget To-Date | 2024 | 2025 | 2026 | 2027 | 2028 | Future | Total |
|---------------------------------|----------------|---------|-----------|------|------|------|--------|-----------|
| Department Requested | 155,000 | 170,000 | 1,710,000 | | | | | 2,035,000 |
| Administrator Proposed | 155,000 | 170,000 | 1,710,000 | | | | | 2,035,000 |
| CBTF Recommended | 155,000 | 170,000 | 1,710,000 | | | | | 2,035,000 |
| Board Approved Final | 155,000 | 170,000 | 1,710,000 | | | | | 2,035,000 |

Project Name: 2240200 CSAH 12 - Reconst Dayton Rvr Rd fr Colburn to Linwood Forest
Major Program: Public Works
Department: Transportation Roads & Bridges

Funding Start: 2025
Funding Completion: 2028

Summary:

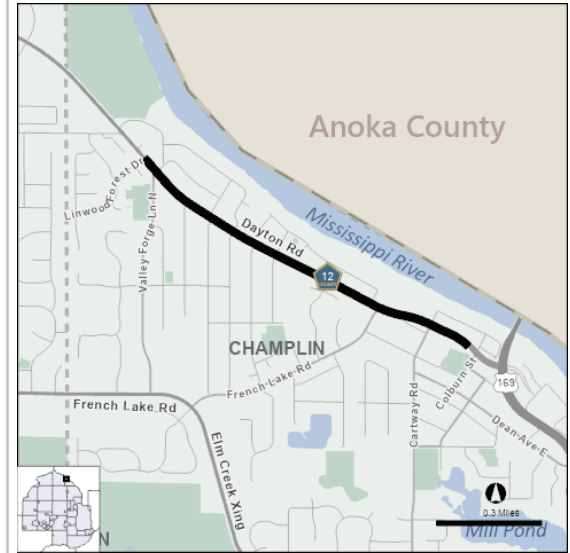
Reconstruct Dayton River Road (CSAH 12) from 150' North of Colburn Street to Linwood Forest Drive in the City of Champlin.

Purpose & Description:

The existing roadway (last reconstructed in the 1950's) is nearing the end of its useful life and warrants replacement as routine maintenance activities are no longer cost effective in preserving assets. The current roadway consists of a 4-lane undivided configuration from Colburn Street to Mead Road and a 2-lane undivided configuration from Mead Road to Linwood Forest Drive. There are limited turn lanes and several bypass lanes within the project area, presenting potential conflicts among people driving during instances of turning vehicles. The existing multi-use trail facility located along the south side of Dayton River Road (CSAH 12) is in relatively poor condition and has been identified as a preservation candidate by Three Rivers Park District. The crossing experience for people walking is relatively uncomfortable due to the existing speed limit and lack of proven traffic calming elements present along Dayton River Road (CSAH 12).

The proposed project will include new pavement, curb, storm water utilities, and a multi-use trail facility. It is anticipated that proven traffic calming strategies (such as raised medians, curb extensions, and streetscaping) will be introduced to improve the crossing experiences for people walking and to manage vehicle speeds. The intersection at Cartway Road, which currently operates under all-way stop control, will be evaluated to determine the recommended intersection control device, including consideration for roundabout control. In addition, further investigation will take place as part of the design process to determine the recommended facilities for people walking and biking along Dayton River Road (CSAH 12).

This project represents Phase 1 of a series of reconstruction projects planned for Dayton River Road (CSAH 12).



| REVENUE | Budget To-Date | Act & Enc | Balance | 2025 Budget | 2026 | 2027 | 2028 | 2029 | Future | Total |
|-------------------------------------|----------------|-----------|---------|------------------|------------------|------------------|-------------------|------|--------|-------------------|
| Champlin | | | | 55,000 | 226,000 | 738,000 | 2,251,000 | | | 3,270,000 |
| Transfer - Metro Tax - Preservation | | | | 1,320,000 | 1,164,000 | 942,000 | 9,754,000 | | | 13,180,000 |
| Total | | | | 1,375,000 | 1,390,000 | 1,680,000 | 12,005,000 | | | 16,450,000 |
| EXPENSE | Budget To-Date | Act & Enc | Balance | 2025 Budget | 2026 | 2027 | 2028 | 2029 | Future | Total |
| Right of Way | | | | | 340,000 | 1,340,000 | | | | 1,680,000 |
| Construction | | | | | | | 9,350,000 | | | 9,350,000 |
| Consulting | | | | 1,100,000 | 770,000 | | 750,000 | | | 2,620,000 |
| Contingency | | | | 275,000 | 280,000 | 340,000 | 1,905,000 | | | 2,800,000 |
| Total | | | | 1,375,000 | 1,390,000 | 1,680,000 | 12,005,000 | | | 16,450,000 |

| | |
|---|---------------------------------|
| Project Name: 2240200 CSAH 12 - Reconst Dayton Rvr Rd fr Colburn to Linwood Forest | Funding Start: 2025 |
| Major Program: Public Works | Funding Completion: 2028 |
| Department: Transportation Roads & Bridges | |

| Current Year's CIP Process Summary | Budget To-Date | 2025 Budget | 2026 | 2027 | 2028 | 2029 | Future | Total |
|------------------------------------|----------------|-------------|-----------|-----------|------------|------|--------|------------|
| Department Requested | | 1,375,000 | 1,390,000 | 1,680,000 | 12,005,000 | | | 16,450,000 |
| Administrator Proposed | | 1,375,000 | 1,390,000 | 1,680,000 | 12,005,000 | | | 16,450,000 |
| CBTF Recommended | | 1,375,000 | 1,390,000 | 1,680,000 | 12,005,000 | | | 16,450,000 |
| Board Approved Final | | 1,375,000 | 1,390,000 | 1,680,000 | 12,005,000 | | | 16,450,000 |

| | | | | | | | | | | | | | |
|---|------------------------------|------------------------------|----------|-------------------|--------|-------------------|-------------------|---------|--------------|-------------------|------------|------|---|
| <p>Scheduling Milestones (major phases only):</p> <table border="0"> <tr> <td><u>Activity</u></td> <td><u>Anticipated Timeframe</u></td> </tr> <tr> <td>Planning</td> <td>Q2 2022 - Q4 2024</td> </tr> <tr> <td>Design</td> <td>Q1 2025 - Q4 2027</td> </tr> <tr> <td>Bid Advertisement</td> <td>Q1 2028</td> </tr> <tr> <td>Construction</td> <td>Q2 2028 - Q4 2028</td> </tr> <tr> <td>Completion</td> <td>2029</td> </tr> </table> | <u>Activity</u> | <u>Anticipated Timeframe</u> | Planning | Q2 2022 - Q4 2024 | Design | Q1 2025 - Q4 2027 | Bid Advertisement | Q1 2028 | Construction | Q2 2028 - Q4 2028 | Completion | 2029 | <p>Board Resolutions / Supplemental Information:</p> |
| <u>Activity</u> | <u>Anticipated Timeframe</u> | | | | | | | | | | | | |
| Planning | Q2 2022 - Q4 2024 | | | | | | | | | | | | |
| Design | Q1 2025 - Q4 2027 | | | | | | | | | | | | |
| Bid Advertisement | Q1 2028 | | | | | | | | | | | | |
| Construction | Q2 2028 - Q4 2028 | | | | | | | | | | | | |
| Completion | 2029 | | | | | | | | | | | | |
| <p>Project's Effect on the Operating Budget:</p> <p>Additional planning and design work is required to determine the project's anticipated impact to Transportation Department staff or annual operating costs.</p> | | | | | | | | | | | | | |
| <p>Project's Effect on County Priorities:</p> <p>This project will reduce disparities in the connectivity domain by creating safe and accessible transportation facilities for all modes of travel along Dayton River Road (CSAH 12). These improvements to multimodal connections will advance the county's goal of reducing vehicle miles traveled per capita. In addition, the project will incorporate complete and green streets elements where feasible.</p> | | | | | | | | | | | | | |
| <p>Changes from Prior CIP:</p> <ul style="list-style-type: none"> This is a new project request by Transportation Project Delivery for the 2025-2029 Transportation CIP to reconstruct Dayton River Road (CSAH 12) from Colburn Street to Linwood Forest Drive in the City of Champlin. | | | | | | | | | | | | | |

| Last Year's CIP Process Summary | Budget To-Date | 2024 | 2025 | 2026 | 2027 | 2028 | Future | Total |
|---------------------------------|----------------|------|------|------|------|------|--------|-------|
| Department Requested | | | | | | | | |
| Administrator Proposed | | | | | | | | |
| CBTF Recommended | | | | | | | | |
| Board Approved Final | | | | | | | | |

Project Name: 2240600 CSAH 12 - Reconstruct CSAH 12 fr CSAH 144 to Vicksburg
Major Program: Public Works
Department: Transportation Roads & Bridges

Funding Start: 2026
Funding Completion: 2030

Summary:

Reconstruct Dayton River Road (CSAH 12) from 300' East of North Diamond Lake Road (CSAH 144) to Vicksburg Lane in the City of Dayton.

Purpose & Description:

The existing roadway (last reconstructed in the 1950's) is nearing the end of its useful life and warrants replacement as routine maintenance activities are no longer cost effective in preserving assets. The current roadway consists of a 2-lane undivided rural section with turn lanes and several bypass lanes within the project area. These conditions present relatively uncomfortable conditions for people driving due to potential conflicts with turning motorists. Currently, there are no dedicated facilities for people walking and biking along the corridor, requiring users to solely rely on driving as the primary mode of transportation.

The proposed project is anticipated to upgrade the existing roadway to a suburban design that includes new pavement, curb, storm water utilities, and off-road facilities. It is anticipated that proven traffic calming strategies (such as raised medians, curb extensions, and streetscaping) will be introduced to improve the crossing experiences for people walking and to manage driver speeds. Further investigation will take place as part of the design process to determine the feasibility of dedicated accommodations for people biking and walking as part of this project. In addition, the intersection at North Diamond Lake Road (CSAH 144) will be evaluated to determine the recommended design to better facilitate user movements through this intersection that experiences relatively high volumes of travel.

This project represents Phase 2 of a series of reconstruction projects planned for Dayton River Road (CSAH 12).



| REVENUE | Budget To-Date | Act & Enc | Balance | 2025 Budget | 2026 | 2027 | 2028 | 2029 | Future | Total |
|-------------------------------------|----------------|-----------|---------|-------------|------------------|------------------|------------------|-------------------|------------------|-------------------|
| Dayton | | | | | 90,000 | 243,000 | 716,000 | 1,905,000 | 1,765,000 | 4,719,000 |
| Transfer - Metro Tax - Preservation | | | | | 2,160,000 | 1,687,000 | 914,000 | 8,225,000 | 7,665,000 | 20,651,000 |
| Total | | | | | 2,250,000 | 1,930,000 | 1,630,000 | 10,130,000 | 9,430,000 | 25,370,000 |
| EXPENSE | Budget To-Date | Act & Enc | Balance | 2025 Budget | 2026 | 2027 | 2028 | 2029 | Future | Total |
| Right of Way | | | | | | 330,000 | 1,300,000 | | | 1,630,000 |
| Construction | | | | | | | | 7,530,000 | 7,500,000 | 15,030,000 |
| Consulting | | | | | 1,800,000 | 1,210,000 | | 600,000 | 600,000 | 4,210,000 |
| Contingency | | | | | 450,000 | 390,000 | 330,000 | 2,000,000 | 1,330,000 | 4,500,000 |
| Total | | | | | 2,250,000 | 1,930,000 | 1,630,000 | 10,130,000 | 9,430,000 | 25,370,000 |

| | |
|---|---------------------------------|
| Project Name: 2240600 CSAH 12 - Reconstruct CSAH 12 fr CSAH 144 to Vicksburg | Funding Start: 2026 |
| Major Program: Public Works | Funding Completion: 2030 |
| Department: Transportation Roads & Bridges | |

| Current Year's CIP Process Summary | Budget To-Date | 2025 Budget | 2026 | 2027 | 2028 | 2029 | Future | Total |
|------------------------------------|----------------|-------------|-----------|-----------|-----------|------------|-----------|------------|
| Department Requested | | | 2,250,000 | 1,930,000 | 1,630,000 | 10,130,000 | 9,430,000 | 25,370,000 |
| Administrator Proposed | | | 2,250,000 | 1,930,000 | 1,630,000 | 10,130,000 | 9,430,000 | 25,370,000 |
| CBTF Recommended | | | 2,250,000 | 1,930,000 | 1,630,000 | 10,130,000 | 9,430,000 | 25,370,000 |
| Board Approved Final | | | 2,250,000 | 1,930,000 | 1,630,000 | 10,130,000 | 9,430,000 | 25,370,000 |

Scheduling Milestones (major phases only):

| Activity | Anticipated Timeframe |
|-------------------|-----------------------|
| Planning | Q2 2022 - Q4 2025 |
| Design | Q1 2026 - Q4 2028 |
| Bid Advertisement | Q1 2029 |
| Construction | Q2 2029 - Q4 2030 |
| Completion | 2031 |

Project's Effect on the Operating Budget:

Additional planning and design work is required to determine the project's anticipated impact to Transportation Department staff or annual operating costs.

Project's Effect on County Priorities:

This project will reduce disparities in the connectivity domain by creating safe and accessible transportation facilities for all modes of travel along Dayton River Road (CSAH 12) These improvements to multimodal connections advance the county's goal of reducing vehicle miles traveled per capita. In addition, the project will incorporate complete and green streets elements where feasible.

Changes from Prior CIP:

- This is a new project request by Transportation Project Delivery for the 2025-2029 Transportation CIP to reconstruct Dayton River Road (CSAH 12) from North Diamond Lake Road (CSAH 144) to Vicksburg Lane in the City of Dayton.

Board Resolutions / Supplemental Information:

| Last Year's CIP Process Summary | Budget To-Date | 2024 | 2025 | 2026 | 2027 | 2028 | Future | Total |
|---------------------------------|----------------|------|------|------|------|------|--------|-------|
| Department Requested | | | | | | | | |
| Administrator Proposed | | | | | | | | |
| CBTF Recommended | | | | | | | | |
| Board Approved Final | | | | | | | | |

Project Name: 2194500 CSAH 15 - Reconst Gleason Lk Rd fr TH 12 to Vicksburg
Major Program: Public Works
Department: Transportation Roads & Bridges

Funding Start: 2025
Funding Completion: 2028

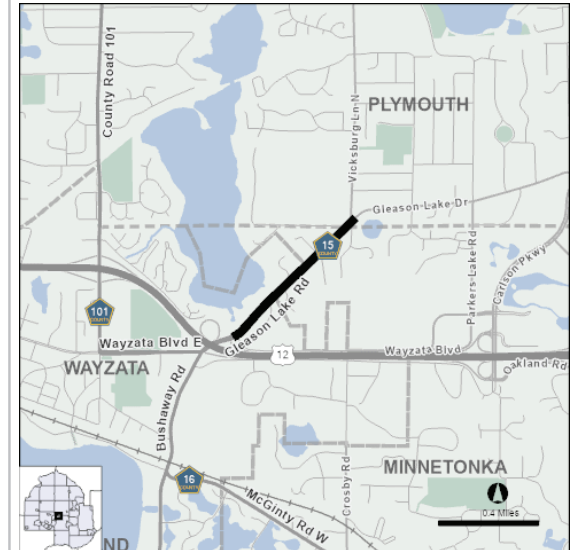
Summary:

Reconstruct Gleason Lake Road (CSAH 15) from 1,150' South of Gleahaven Road to Vicksburg Lane in the Cities of Minnetonka, Plymouth, and Wayzata.

Purpose & Description:

The existing roadway (last reconstructed in 1965) is nearing the end of its useful life and warrants replacement. Routine activities (such as overlays and crackseals) are no longer cost effective in preserving assets. The current roadway environment consists of an antiquated design that includes bituminous curb that offers poor drainage, wooden retaining walls located immediately adjacent to the roadway surface, and a 2-lane undivided configuration with minimal shoulder space available on both sides. In addition, the corridor lacks turn lanes for people driving desiring to access the predominantly residential area. For people walking and biking, a multi-use trail facility exists on the north side of Gleason Lake Road (CSAH 15) for a portion of the corridor; however, it's current design and condition suggest that a full replacement is necessary to ensure a safe and adequate level of service for multimodal users. Many intersections do not satisfy current ADA design requirements, presenting challenges for people with limited mobility.

The proposed project will include new assets, including pavement, curb, storm water structures, and multimodal facilities. It is anticipated that a 2-lane configuration will be retained; however, specific pedestrian crossing enhancements, bikeway accommodations, and streetscaping features will be considered to promote accessibility, mobility, and safety for multimodal users. In addition, the existing retaining walls will be evaluated as part of the project development process to determine the preferred method for accommodating the surrounding topography.



| REVENUE | Budget To-Date | Act & Enc | Balance | 2025 Budget | 2026 | 2027 | 2028 | 2029 | Future | Total |
|------------------------------|----------------|-----------|---------|----------------|----------------|----------------|------------------|------|--------|------------------|
| Mn/DOT State Aid - Regular | | | | 702,000 | 566,000 | 414,000 | 2,794,000 | | | 4,476,000 |
| Mn/DOT State Aid - Municipal | | | | 59,000 | 91,000 | 216,000 | 3,144,000 | | | 3,510,000 |
| Minnetonka | | | | 12,000 | 59,000 | 204,000 | 699,000 | | | 974,000 |
| Wayzata | | | | 7,000 | 5,000 | 2,000 | 350,000 | | | 364,000 |
| Total | | | | 780,000 | 721,000 | 836,000 | 6,987,000 | | | 9,324,000 |

| EXPENSE | Budget To-Date | Act & Enc | Balance | 2025 Budget | 2026 | 2027 | 2028 | 2029 | Future | Total |
|--------------|----------------|-----------|---------|----------------|----------------|----------------|------------------|------|--------|------------------|
| Right of Way | | | | | 200,000 | 800,000 | | | | 1,000,000 |
| Construction | | | | | | | 5,411,000 | | | 5,411,000 |
| Consulting | | | | 650,000 | 430,000 | | | | | 1,080,000 |
| Contingency | | | | 130,000 | 91,000 | 36,000 | 1,576,000 | | | 1,833,000 |
| Total | | | | 780,000 | 721,000 | 836,000 | 6,987,000 | | | 9,324,000 |

| | |
|--|---------------------------------|
| Project Name: 2194500 CSAH 15 - Reconst Gleason Lk Rd fr TH 12 to Vicksburg | Funding Start: 2025 |
| Major Program: Public Works | Funding Completion: 2028 |
| Department: Transportation Roads & Bridges | |

| Current Year's CIP Process Summary | Budget To-Date | 2025 Budget | 2026 | 2027 | 2028 | 2029 | Future | Total |
|------------------------------------|----------------|-------------|---------|---------|-----------|------|--------|-----------|
| Department Requested | | 780,000 | 721,000 | 836,000 | 6,987,000 | | | 9,324,000 |
| Administrator Proposed | | 780,000 | 721,000 | 836,000 | 6,987,000 | | | 9,324,000 |
| CBTF Recommended | | 780,000 | 721,000 | 836,000 | 6,987,000 | | | 9,324,000 |
| Board Approved Final | | 780,000 | 721,000 | 836,000 | 6,987,000 | | | 9,324,000 |

Scheduling Milestones (major phases only):

| Activity | Anticipated Timeframe |
|-------------------|-----------------------|
| Planning | Q2 2022 - Q4 2024 |
| Design | Q1 2025 - Q4 2027 |
| Bid Advertisement | Q1 2028 |
| Construction | Q2 2028 - Q4 2028 |
| Completion | 2029 |

Board Resolutions / Supplemental Information:

Project Budget Notes:

- This project is located within close proximity to the City of Plymouth's Gleason Lake Drive Reconstruction Project that included the installation of a roundabout at the Gleason Lake Road (CSAH 15) and Vicksburg Lane intersection as tracked under CP 2183549 (Completed in 2023).

Project's Effect on the Operating Budget:

Additional planning and design work is required to determine the project's anticipated impact to Transportation Department staff or annual operating costs.

Project's Effect on County Priorities:

This project will reduce disparities in the transportation domain by creating safe and accessible transportation facilities for all modes of travel. This is especially important as the project is located in an area that includes relatively high percentages of people with limited mobility.

Changes from Prior CIP:

- Project budget increased by \$0.8 million to be financed with \$0.4 million in State Aid Regular, \$0.2 million in State Aid Municipal, and \$0.2 million from the City of Minnetonka.
- Right of Way activities increased by \$0.8 million from \$0.2 million to \$1.0 million.

| Last Year's CIP Process Summary | Budget To-Date | 2024 | 2025 | 2026 | 2027 | 2028 | Future | Total |
|---------------------------------|----------------|------|---------|---------|---------|-----------|--------|-----------|
| Department Requested | | | 780,000 | 565,000 | 212,000 | 6,987,000 | | 8,544,000 |
| Administrator Proposed | | | 780,000 | 565,000 | 212,000 | 6,987,000 | | 8,544,000 |
| CBTF Recommended | | | 780,000 | 565,000 | 212,000 | 6,987,000 | | 8,544,000 |
| Board Approved Final | | | 780,000 | 565,000 | 212,000 | 6,987,000 | | 8,544,000 |

Project Name: 2193000 CSAH 15 - Reconst fr Ferndale to BNSF Bridge #27565
Major Program: Public Works
Department: Transportation Roads & Bridges

Funding Start: 2025
Funding Completion: 2027

Summary:

Improve Shoreline Drive (CSAH 15) from Ferndale Road to Bridge #27565 over BNSF in the Cities of Orono and Wayzata.

Purpose & Description:

The county's Asset Management System has identified two locations in need of capital improvements along Shoreline Drive (CSAH 15) for the segment extending from Ferndale Road to TH 12. The scope of work associated with CP 2193000 may be described as the following:

- Scope of Work #1 (CP 2193001) - Corrections to existing pavement assets along Shoreline Drive (CSAH 15) for a segment extending from approximately 650' East of Woodhill Road to 1,350' East of Woodhill Road. Since its last reconstruction in 1997, the area has experienced significant settlement over the years due to the surrounding underground conditions. A feasibility study was completed in 2024 that identified five potential options to address the settlement. This project is advancing the preferred option that involves excavation of approximately 5' of material, installation of a geotextile fabric, and replacement of aggregate base and pavement surface.
- Scope of Work #2 (CP 2193002) - Replacement of the deck for Bridge #27565 over the BNSF Railroad. Since its original installation in 1973, the bridge deck has experienced significant corrosion caused by chlorides that have penetrated the deck's surface. This project will replace the existing deck to extend the bridge's useful life.



| REVENUE | Budget To-Date | Act & Enc | Balance | 2025 Budget | 2026 | 2027 | 2028 | 2029 | Future | Total |
|------------------------------|----------------|-----------|---------|----------------|----------------|------------------|------|------|--------|------------------|
| Mn/DOT State Aid - Municipal | | | | 715,000 | 385,000 | 7,070,000 | | | | 8,170,000 |
| Mn/DOT State Aid - Flex ES | | | | 145,000 | 90,000 | 1,305,000 | | | | 1,540,000 |
| Total | | | | 860,000 | 475,000 | 8,375,000 | | | | 9,710,000 |

| EXPENSE | Budget To-Date | Act & Enc | Balance | 2025 Budget | 2026 | 2027 | 2028 | 2029 | Future | Total |
|--------------|----------------|-----------|---------|----------------|----------------|------------------|------|------|--------|------------------|
| Construction | | | | | | 6,280,000 | | | | 6,280,000 |
| Consulting | | | | 680,000 | 360,000 | 510,000 | | | | 1,550,000 |
| Contingency | | | | 180,000 | 115,000 | 1,585,000 | | | | 1,880,000 |
| Total | | | | 860,000 | 475,000 | 8,375,000 | | | | 9,710,000 |

| | |
|--|---------------------------------|
| Project Name: 2193000 CSAH 15 - Reconst fr Ferndale to BNSF Bridge #27565 | Funding Start: 2025 |
| Major Program: Public Works | Funding Completion: 2027 |
| Department: Transportation Roads & Bridges | |

| Current Year's CIP Process Summary | Budget To-Date | 2025 Budget | 2026 | 2027 | 2028 | 2029 | Future | Total |
|------------------------------------|----------------|-------------|---------|-----------|------|------|--------|-----------|
| Department Requested | | 860,000 | 475,000 | 8,375,000 | | | | 9,710,000 |
| Administrator Proposed | | 860,000 | 475,000 | 8,375,000 | | | | 9,710,000 |
| CBTF Recommended | | 860,000 | 475,000 | 8,375,000 | | | | 9,710,000 |
| Board Approved Final | | 860,000 | 475,000 | 8,375,000 | | | | 9,710,000 |

Scheduling Milestones (major phases only):

| Activity | Anticipated Timeframe |
|-------------------|-----------------------|
| Planning | Q2 2022 - Q4 2024 |
| Design | Q1 2025 - Q4 2026 |
| Bid Advertisement | Q1 2027 |
| Construction | Q2 2027 - Q4 2027 |
| Completion | 2028 |

Board Resolutions / Supplemental Information:

Project Budget Notes:

RESOLUTION 24-0129 (adopted 04/16/2024) authorized:

- Neg Agmt PW 19-84-24 with Burlington Northern Santa Fe Railway (BNSF) for preliminary engineering review and professional services for the rehabilitation of Bridge Number 27565 at an estimated cost of \$31,000 with expenses tracked under CP 2183413.

Project's Effect on the Operating Budget:

Additional planning and design work is required to determine the project's anticipated impact to Transportation Department staff or annual operating costs.

Project's Effect on County Priorities:

This project will reduce disparities in the connectivity domain by addressing known bridge and pavement condition issues along Shoreline Drive (CSAH 15) that present maintenance challenges.

Changes from Prior CIP:

- This is a new project request by Transportation Project Delivery for the 2025-2029 Transportation CIP to make capital improvements along Shoreline Drive (CSAH 15) between Ferndale Road and Bridge #27565 over the Burlington Northern Santa Fe (BNSF) Railroad in the Cities of Orono and Wayzata.

| Last Year's CIP Process Summary | Budget To-Date | 2024 | 2025 | 2026 | 2027 | 2028 | Future | Total |
|---------------------------------|----------------|------|------|------|------|------|--------|-------|
| Department Requested | | | | | | | | |
| Administrator Proposed | | | | | | | | |
| CBTF Recommended | | | | | | | | |
| Board Approved Final | | | | | | | | |

Project Name: 2173000 CSAH 17 - France Ave Safety Impr fr American Blvd to 76th St
Major Program: Public Works
Department: Transportation Roads & Bridges

Funding Start: 2021
Funding Completion: 2024

Summary:

Multimodal safety improvements along France Avenue (CSAH 17) from American Boulevard to 76th Street in the Cities of Bloomington and Edina.

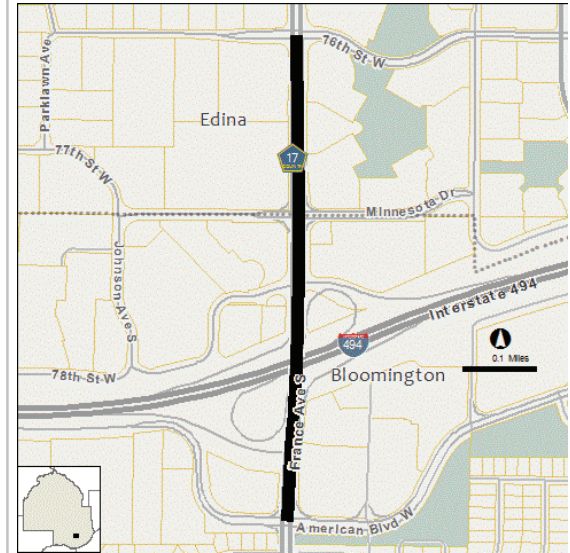
Purpose & Description:

The existing corridor along France Avenue (CSAH 17) between American Boulevard and 76th Street experiences a relatively high number of crashes compared to similar corridors throughout the county. The predominant crash type along this corridor is rear-end related due to significant queues along France Avenue (CSAH 17) caused by conflicts with turning motorists accessing I-494.

The proposed project will improve safety and traffic operations by implementing four main project objectives, which include:

- Redesigning France Avenue (CSAH 17) at the Minnesota Drive intersection by eliminating channelized right-turn islands (where feasible) to improve the crossing experience for people walking
- Incorporating wayfinding signage and pavement markings to improve vehicle movements entering and exiting I-494
- Constructing off-road multimodal facilities on both sides of France Avenue (CSAH 17) between Minnesota Drive and 76th Street
- Providing adequate ADA accommodations (including pedestrian ramps, Accessible Pedestrian Signals, and median enhancements) to ensure accessibility for people with disabilities

The City of Bloomington completed a feasibility study in 2017 that reviewed existing safety and traffic operations along France Avenue (CSAH 17) between American Boulevard and 76th Street. This project is implementing short-term improvements recommended by the study. Staff recommended the project for the Highway Safety Improvement Program (HSIP) given the high number of crashes experienced along the corridor. This data driven approach is based on the county's crash system that assigns a dollar value to each of the crashes experienced. Federal formula funding was awarded for this project in 2018 through MnDOT's HSIP Solicitation. Additionally, this project will be coordinated with MnDOT's I-494 E-ZPass project that will introduce priced managed lanes along I-494 between France Avenue (CSAH 17) and TH 77 that was awarded funds from the 2018 Corridors of Commerce Program.



| REVENUE | Budget To-Date | Act & Enc | Balance | 2025 Budget | 2026 | 2027 | 2028 | 2029 | Future | Total |
|----------------------------|------------------|------------------|------------------|-------------|------|------|------|------|--------|------------------|
| Property Tax | 200,000 | 200,000 | | | | | | | | 200,000 |
| Federal - Other - Roads | 2,461,400 | 2,324,375 | 137,025 | | | | | | | 2,461,400 |
| Mn/DOT State Aid - Regular | 3,585,000 | 2,567,945 | 1,017,055 | | | | | | | 3,585,000 |
| Bloomington | 505,000 | 219,354 | 285,646 | | | | | | | 505,000 |
| Edina | 1,060,000 | 493,976 | 566,024 | | | | | | | 1,060,000 |
| Total | 7,811,400 | 5,805,650 | 2,005,750 | | | | | | | 7,811,400 |

| EXPENSE | Budget To-Date | Act & Enc | Balance | 2025 Budget | 2026 | 2027 | 2028 | 2029 | Future | Total |
|--------------|------------------|------------------|------------------|-------------|------|------|------|------|--------|------------------|
| Right of Way | 1,000,000 | 947,210 | 52,790 | | | | | | | 1,000,000 |
| Construction | 5,461,400 | 5,056,661 | 404,739 | | | | | | | 5,461,400 |
| Consulting | 625,000 | 731,039 | (106,039) | | | | | | | 625,000 |
| Other Costs | | 61,578 | (61,578) | | | | | | | |
| Contingency | 725,000 | | 725,000 | | | | | | | 725,000 |
| Total | 7,811,400 | 6,796,487 | 1,014,913 | | | | | | | 7,811,400 |

| | |
|---|---------------------------------|
| Project Name: 2173000 CSAH 17 - France Ave Safety Impr fr American Blvd to 76th St | Funding Start: 2021 |
| Major Program: Public Works | Funding Completion: 2024 |
| Department: Transportation Roads & Bridges | |

| Current Year's CIP Process Summary | Budget To-Date | 2025 Budget | 2026 | 2027 | 2028 | 2029 | Future | Total |
|------------------------------------|----------------|-------------|------|------|------|------|--------|-----------|
| Department Requested | 7,811,400 | | | | | | | 7,811,400 |
| Administrator Proposed | 7,811,400 | | | | | | | 7,811,400 |
| CBTF Recommended | 7,811,400 | | | | | | | 7,811,400 |
| Board Approved Final | 7,811,400 | | | | | | | 7,811,400 |

Scheduling Milestones (major phases only):

| Activity | Anticipated Timeframe |
|-------------------|-----------------------|
| Planning | 2015 - Q1 2021 |
| Design | Q2 2021 - Q3 2023 |
| Bid Advertisement | Q4 2023 |
| Construction | Q1 2024 - Q4 2025 |
| Completion | 2026 |

Project's Effect on the Operating Budget:

Staff does not anticipate that this project will have significant impacts to Transportation Department staff or annual operating costs. Maintenance responsibilities of the new multiuse trail facilities are anticipated to be assigned to other agencies as part of cooperative agreements.

Project's Effect on County Priorities:

This project will reduce disparities in the connectivity domain creating safe and accessible connections for those walking and biking across I-494, a significant freeway barrier. These improvements to multimodal connections advance the county's goal of reducing vehicle miles traveled per capita. This is especially important as the project is located in an area that includes relatively high percentages of people with limited mobility.

Changes from Prior CIP:

- No changes to the overall project budget since the 2024-2028 Transportation CIP.

Board Resolutions / Supplemental Information:

Project Budget Notes:

- This project was authorized by MnDOT State Aid on 06/29/2023 through FHWA under SP 027-617-33.
- A consultant contract with Bolton & Menk has been executed in the amount of \$400,000 for design services related to Capital Project This contract is financed with available State Aid Regular within the Project Budget for Capital Project 2183400, with expenses tracked in its associated subproject 2183411.

RESOLUTION 23-0211 (adopted 06/06/2023) authorized:

- Neg of Agmt PW 07-07-23 with the cities of Bloomington and Edina to identify cost participation and maintenance responsibilities at an estimated receivable of \$1,012,635.
- Neg of Agmt PW 09-40-23 (State Contract 1052736) with MnDOT for construction right of way access and maintenance responsibilities at no county cost.
- Execute Amendment 1 to PR00002153 with Bolton & Menk to provide final design engineering Increase work authorization amount by \$275,017 for a total NTE amount of \$675,000.
- Increase Federal revenues by \$661,400; increase total project budget by the same amount from \$5,400,000 to \$6,061,400.

| Last Year's CIP Process Summary | Budget To-Date | 2024 | 2025 | 2026 | 2027 | 2028 | Future | Total |
|---------------------------------|----------------|-----------|------|------|------|------|--------|-----------|
| Department Requested | 6,061,400 | | | | | | | 6,061,400 |
| Administrator Proposed | 6,061,400 | | | | | | | 6,061,400 |
| CBTF Recommended | 6,061,400 | | | | | | | 6,061,400 |
| Board Approved Final | 6,061,400 | 1,750,000 | | | | | | 7,811,400 |

Project Name: 2200900 CSAH 17 - Replace Bridge #90475 over Nine Mile Creek
Major Program: Public Works
Department: Transportation Roads & Bridges

Funding Start: 2022
Funding Completion: 2025

Summary:

Replace Bridge #90475 along France Avenue (CSAH 17) at Nine Mile Creek in the City of Bloomington.

Purpose & Description:

The existing bridge (built in 1937) is nearing the end of its useful life based to its age and condition. The current design consists of a cast in-place concrete box culvert that spans Nine Mile Creek. The culvert is exhibiting cracking which is diminishing its structural integrity. Weight restrictions were introduced in 2019, based on the results of a routine inspection, which prohibit certain types of commercial vehicles. Routine maintenance activities are no longer cost effective in extending the useful life of this culvert; therefore, a full replacement is recommended. Additionally, this structure is located within a hydraulically sensitive area as the roadway is prone to flooding during intense rainfall events.

In 2020, the City of Bloomington constructed a boardwalk across Nine Mile Creek immediately adjacent to France Avenue (CSAH 17) to provide a dedicated space for people walking, rolling and biking. It's anticipated that this structure will not be disturbed as part of the county's bridge project.

The proposed project will replace the deteriorating structure with a modern pre-cast box culvert that will be designed to provide a 75-year service life. Staff will evaluate various design strategies, including the size and number of structures, in an effort to minimize flood risks for the area. Given the relatively flat surrounding topography, it is anticipated that substantial roadway approach work will be necessary to promote proper storm water management. Without improvements, the bridge structure will continue to deteriorate, and stricter weight restrictions will likely be required.



| REVENUE | Budget To-Date | Act & Enc | Balance | 2025 Budget | 2026 | 2027 | 2028 | 2029 | Future | Total |
|----------------------------|----------------|-----------|----------------|------------------|------|------|------|------|--------|------------------|
| Mn/DOT State Aid - Regular | 480,000 | | 480,000 | 2,505,000 | | | | | | 2,985,000 |
| Total | 480,000 | | 480,000 | 2,505,000 | | | | | | 2,985,000 |

| EXPENSE | Budget To-Date | Act & Enc | Balance | 2025 Budget | 2026 | 2027 | 2028 | 2029 | Future | Total |
|--------------|----------------|---------------|----------------|------------------|------|------|------|------|--------|------------------|
| Right of Way | 130,000 | | 130,000 | | | | | | | 130,000 |
| Construction | | | | 1,700,000 | | | | | | 1,700,000 |
| Consulting | 150,000 | 47,060 | 102,940 | 170,000 | | | | | | 320,000 |
| Contingency | 200,000 | | 200,000 | 635,000 | | | | | | 835,000 |
| Total | 480,000 | 47,060 | 432,940 | 2,505,000 | | | | | | 2,985,000 |

| | |
|---|---------------------------------|
| Project Name: 2200900 CSAH 17 - Replace Bridge #90475 over Nine Mile Creek | Funding Start: 2022 |
| Major Program: Public Works | Funding Completion: 2025 |
| Department: Transportation Roads & Bridges | |

| Current Year's CIP Process Summary | Budget To-Date | 2025 Budget | 2026 | 2027 | 2028 | 2029 | Future | Total |
|------------------------------------|----------------|-------------|------|------|------|------|--------|-----------|
| Department Requested | 480,000 | 2,505,000 | | | | | | 2,985,000 |
| Administrator Proposed | 480,000 | 2,505,000 | | | | | | 2,985,000 |
| CBTF Recommended | 480,000 | 2,505,000 | | | | | | 2,985,000 |
| Board Approved Final | 480,000 | 2,505,000 | | | | | | 2,985,000 |

| | | | | | | | | | | | | | |
|---|------------------------------|------------------------------|----------|-------------------|--------|-------------------|-------------------|---------|--------------|-------------------|------------|---------|---|
| <p>Scheduling Milestones (major phases only):</p> <table border="0"> <tr> <td><u>Activity</u></td> <td><u>Anticipated Timeframe</u></td> </tr> <tr> <td>Planning</td> <td>Q2 2020 - Q2 2022</td> </tr> <tr> <td>Design</td> <td>Q3 2022 - Q4 2024</td> </tr> <tr> <td>Bid Advertisement</td> <td>Q1 2025</td> </tr> <tr> <td>Construction</td> <td>Q2 2025 - Q4 2025</td> </tr> <tr> <td>Completion</td> <td>Q2 2026</td> </tr> </table> | <u>Activity</u> | <u>Anticipated Timeframe</u> | Planning | Q2 2020 - Q2 2022 | Design | Q3 2022 - Q4 2024 | Bid Advertisement | Q1 2025 | Construction | Q2 2025 - Q4 2025 | Completion | Q2 2026 | <p>Board Resolutions / Supplemental Information:</p> |
| <u>Activity</u> | <u>Anticipated Timeframe</u> | | | | | | | | | | | | |
| Planning | Q2 2020 - Q2 2022 | | | | | | | | | | | | |
| Design | Q3 2022 - Q4 2024 | | | | | | | | | | | | |
| Bid Advertisement | Q1 2025 | | | | | | | | | | | | |
| Construction | Q2 2025 - Q4 2025 | | | | | | | | | | | | |
| Completion | Q2 2026 | | | | | | | | | | | | |
| <p>Project's Effect on the Operating Budget:</p> <p>Staff does not anticipate that this project will have significant impacts to Transportation Department staff or annual operating costs. The proposed project will primarily replace existing bridge assets in-kind.</p> | | | | | | | | | | | | | |
| <p>Project's Effect on County Priorities:</p> <p>This project will reduce disparities in the connectivity domain by replacing a bridge that is nearing the end of its useful life to ensure safety and mobility for all modes across Nine Mile Creek. This is especially important as the project is located in an area that includes relatively high percentages of people with limited mobility.</p> | | | | | | | | | | | | | |
| <p>Changes from Prior CIP:</p> <ul style="list-style-type: none"> No changes to the overall project budget since the 2024-2028 Transportation CIP. | | | | | | | | | | | | | |

| Last Year's CIP Process Summary | Budget To-Date | 2024 | 2025 | 2026 | 2027 | 2028 | Future | Total |
|---------------------------------|----------------|---------|-----------|------|------|------|--------|-----------|
| Department Requested | 300,000 | 180,000 | 2,505,000 | | | | | 2,985,000 |
| Administrator Proposed | 300,000 | 180,000 | 2,505,000 | | | | | 2,985,000 |
| CBTF Recommended | 300,000 | 180,000 | 2,505,000 | | | | | 2,985,000 |
| Board Approved Final | 300,000 | 180,000 | 2,505,000 | | | | | 2,985,000 |

Project Name: 2191400 CSAH 19 - Multimodal safety improv at Co Rd 19 and 109th Ave
Major Program: Public Works
Department: Transportation Roads & Bridges

Funding Start: 2025
Funding Completion: 2027

Summary:

Multimodal safety improvements at the intersection of CSAH 19 and 109th Avenue (County Road 117) in the Cities of Corcoran and Hanover.

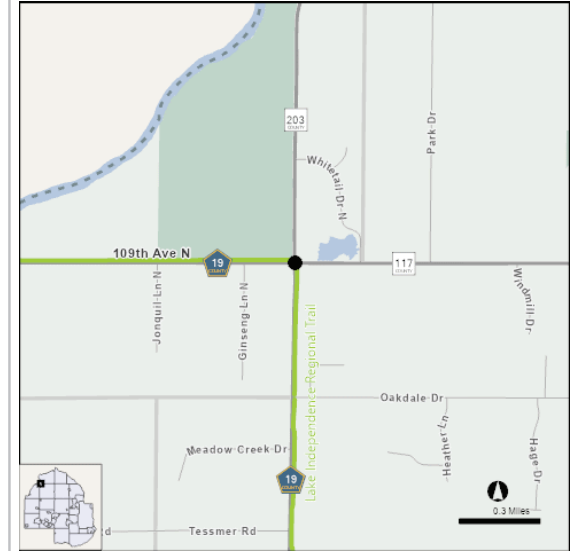
Purpose & Description:

The existing intersection of CSAH 19 at 109th Avenue (County Road 117) experiences significantly imbalanced traffic flows. During the morning peak period, a high percentage of eastbound vehicles turn right to continue southbound along CSAH 19. Conversely, in the afternoon peak period, a high percentage of northbound vehicles turn left to travel westbound in order to cross the Crow River. In an effort to manage mobility and safety through the intersection, a three-way stop was originally implemented. In this condition, northbound vehicles are not required to stop. Also, a channelized right-turn island is provided in the southwest quadrant that permits eastbound right-turning vehicles to merge onto CSAH 19 at a relatively high speed. These conditions are relatively uncommon along the county's transportation system, therefore, instances of driver confusion and discomfort are often observed. Additionally, there are existing crossings for the Lake Independence Regional Trail on both the north and east intersection approaches that further complicates the intersection.

This segment of CSAH 19 was last reconstructed in the mid-2000s, however, this intersection was mainly left unchanged due to a lack of available right of way needed to realign CSAH 19 that better accommodates the predominant movements by people driving.

The proposed project is anticipated to modify the existing intersection to better accommodate user activity in terms of mobility and safety. Further evaluation is needed to determine the preferred intersection control device, and if any realignments are justified. This project will proactively make improvements at an intersection where there is a relatively high potential for fatal and severe crashes due to the existing conditions. It is anticipated that fairly significant improvements are necessary to accommodate the traffic flows, while still providing a safe and comfortable crossings for the Lake Independence Regional Trail. The specific design for the intersection will be based on data analysis, stakeholder engagement, and an environmental review.

This project received federal funding through the City of Hanover's Congressional Directed Spending (CDS) request. Hennepin County will be sponsoring the City of Hanover in recognition of the city not currently being eligible for State Aid funding given their population is less than 5,000.



| REVENUE | Budget To-Date | Act & Enc | Balance | 2025 Budget | 2026 | 2027 | 2028 | 2029 | Future | Total |
|---------------------------------------|----------------|-----------|---------|----------------|----------------|------------------|------|------|--------|------------------|
| Federal - Other - Roads | | | | | | 1,020,000 | | | | 1,020,000 |
| Mn/DOT State Aid - Flex ES | | | | 730,000 | 405,000 | 1,510,000 | | | | 2,645,000 |
| Corcoran | | | | 17,000 | 55,000 | 95,000 | | | | 167,000 |
| Hanover | | | | 23,000 | 15,000 | 280,000 | | | | 318,000 |
| Transfer - Metro Tax - Active Transpo | | | | | | 240,000 | | | | 240,000 |
| Total | | | | 770,000 | 475,000 | 3,145,000 | | | | 4,390,000 |
| EXPENSE | Budget To-Date | Act & Enc | Balance | 2025 Budget | 2026 | 2027 | 2028 | 2029 | Future | Total |
| Right of Way | | | | 90,000 | 380,000 | | | | | 470,000 |
| Construction | | | | | | 2,420,000 | | | | 2,420,000 |
| Consulting | | | | 530,000 | | 240,000 | | | | 770,000 |
| Contingency | | | | 150,000 | 95,000 | 485,000 | | | | 730,000 |
| Total | | | | 770,000 | 475,000 | 3,145,000 | | | | 4,390,000 |

| | |
|---|---------------------------------|
| Project Name: 2191400 CSAH 19 - Multimodal safety improv at Co Rd 19 and 109th Ave | Funding Start: 2025 |
| Major Program: Public Works | Funding Completion: 2027 |
| Department: Transportation Roads & Bridges | |

| Current Year's CIP Process Summary | Budget To-Date | 2025 Budget | 2026 | 2027 | 2028 | 2029 | Future | Total |
|------------------------------------|----------------|-------------|---------|-----------|------|------|--------|-----------|
| Department Requested | | 770,000 | 475,000 | 3,145,000 | | | | 4,390,000 |
| Administrator Proposed | | 770,000 | 475,000 | 3,145,000 | | | | 4,390,000 |
| CBTF Recommended | | 770,000 | 475,000 | 3,145,000 | | | | 4,390,000 |
| Board Approved Final | | 770,000 | 475,000 | 3,145,000 | | | | 4,390,000 |

Scheduling Milestones (major phases only):

| Activity | Anticipated Timeframe |
|-------------------|-----------------------|
| Planning | 2019 - 2024 |
| Design | Q1 2025 - Q4 2026 |
| Bid Advertisement | Q1 2027 |
| Construction | Q2 2027 - Q4 2027 |
| Completion | 2028 |

Project's Effect on the Operating Budget:

Additional planning and design work is required to determine the project's anticipated impact to Transportation Department staff or annual operating costs.

Project's Effect on County Priorities:

This project will reduce disparities in the connectivity domain by implementing proven safety measures at an intersection with a history of right-angle crashes. Improving transportation infrastructure will create safe and accessible connections for all modes, especially for people walking and biking along Three River Park District's Lake Independence Regional Trail.

Changes from Prior CIP:

- This is a new project request by Transportation Project Delivery for the 2024-2028 Transportation CIP to construct multimodal safety improvements at the County Road 19 (CSAH 19) and 109th Avenue (CR 117) intersection in the Cities of Corcoran and Hanover.

Board Resolutions / Supplemental Information:

Project Budget Notes:

- The City of Hanover received \$1,020,000 in federal Congressionally Directed Spending through the Consolidated Appropriations Act, 2024 (H.R.4366) as tracked under SP 027-619-028.
- This project must be authorized by MnDOT State Aid by September 30, 2027 through FHWA to avoid jeopardizing federal funds.

| Last Year's CIP Process Summary | Budget To-Date | 2024 | 2025 | 2026 | 2027 | 2028 | Future | Total |
|---------------------------------|----------------|------|------|------|------|------|--------|-------|
| Department Requested | | | | | | | | |
| Administrator Proposed | | | | | | | | |
| CBTF Recommended | | | | | | | | |
| Board Approved Final | | | | | | | | |

Project Name: 2052300 CSAH 22 - Reconst Lyndale Ave fr 31st St to Franklin Ave
Major Program: Public Works
Department: Transportation Roads & Bridges

Funding Start: 2022
Funding Completion: 2028

Summary:

Improve Lyndale Avenue (CSAH 22) from 31st Street to Franklin Avenue (CSAH 5) in the City of Minneapolis.

Purpose & Description:

The existing roadway (last reconstructed in 1934) is nearing the end of its useful life and warrants replacement as routine maintenance activities are no longer cost effective in preserving assets. The original roadway environment consisted of a 4-lane undivided configuration with on-street parking permitted on both sides. These characteristics have resulted in a high number of crashes. Sidewalks exist on both sides of the roadway and provide relatively comfortable accommodations for people walking along Lyndale Avenue (CSAH 22); however, crossings can be challenging. Also, many intersections include pedestrian ramps that do not meet current ADA design standards, with traffic signals lacking Accessible Pedestrian Signals (APS). Additionally, the area in the vicinity of 22nd Street is susceptible to flooding during intense rain events.

The scope of work related to CP 2052300 may be described as the following:

- CP 2052301: Construction of interim safety strategies from Lake Street (CSAH 3) to Franklin Avenue (CSAH 5) - including raised medians, pedestrian crossing beacons, and a 3-lane configuration (completed in 2022)
- CP 2052302: Reconstruction from 29th Street to Franklin Avenue (CSAH 5) - including new pavement, curb, storm water structures, sidewalk, and traffic signals. The new roadway environment will be determined as part of the design process after extensive public engagement, data analysis, and environmental review. It's anticipated that preservation techniques will be included for Bridge #27243 over the Midtown Greenway to minimize disruptions.
- CP 2052303: Multimodal safety improvements from 31st Street to 29th Street - including narrowing of curb lines, construction of curb extensions and medians (as feasible), and the upgrade of pedestrian ramps and installation of APS.

Federal formula funding was awarded in 2022 through the Regional Solicitation & Highway Safety Improvement Program (HSIP) for this project.



| REVENUE | Budget To-Date | Act & Enc | Balance | 2025 Budget | 2026 | 2027 | 2028 | 2029 | Future | Total |
|----------------------------|------------------|------------------|------------------|------------------|------|-------------------|------------------|------|--------|-------------------|
| Property Tax | 600,000 | 600,000 | | | | | | | | 600,000 |
| Federal - Other - Roads | | | | | | 9,000,000 | | | | 9,000,000 |
| Mn/DOT State Aid - Regular | 2,149,000 | 900,000 | 1,249,000 | 2,065,000 | | 3,350,000 | 5,410,000 | | | 12,974,000 |
| Mn/DOT State Aid - Flex ES | 494,000 | 100,000 | 394,000 | 187,000 | | 580,000 | 1,095,000 | | | 2,356,000 |
| Minneapolis | 727,000 | | 727,000 | 2,003,000 | | 2,720,000 | 3,405,000 | | | 8,855,000 |
| Total | 3,970,000 | 1,600,000 | 2,370,000 | 4,255,000 | | 15,650,000 | 9,910,000 | | | 33,785,000 |
| EXPENSE | Budget To-Date | Act & Enc | Balance | 2025 Budget | 2026 | 2027 | 2028 | 2029 | Future | Total |
| Right of Way | 240,000 | | 240,000 | 2,460,000 | | | | | | 2,700,000 |
| Construction | 300,000 | | 300,000 | | | 12,505,000 | 7,825,000 | | | 20,630,000 |
| Consulting | 3,020,000 | 2,139,115 | 880,885 | 1,345,000 | | | | | | 4,365,000 |
| Contingency | 410,000 | | 410,000 | 450,000 | | 3,145,000 | 2,085,000 | | | 6,090,000 |
| Total | 3,970,000 | 2,139,115 | 1,830,885 | 4,255,000 | | 15,650,000 | 9,910,000 | | | 33,785,000 |

| | |
|---|---------------------------------|
| Project Name: 2052300 CSAH 22 - Reconst Lyndale Ave fr 31st St to Franklin Ave | Funding Start: 2022 |
| Major Program: Public Works | Funding Completion: 2028 |
| Department: Transportation Roads & Bridges | |

| Current Year's CIP Process Summary | Budget To-Date | 2025 Budget | 2026 | 2027 | 2028 | 2029 | Future | Total |
|------------------------------------|----------------|-------------|------------|------------|-----------|------|--------|------------|
| Department Requested | 3,970,000 | 4,225,000 | 17,120,000 | 8,460,000 | | | | 33,775,000 |
| Administrator Proposed | 3,970,000 | 4,255,000 | | 15,650,000 | 9,910,000 | | | 33,785,000 |
| CBTF Recommended | 3,970,000 | 4,255,000 | | 15,650,000 | 9,910,000 | | | 33,785,000 |
| Board Approved Final | 3,970,000 | 4,255,000 | | 15,650,000 | 9,910,000 | | | 33,785,000 |

Scheduling Milestones (major phases only):

| Activity | Anticipated Timeframe |
|-------------------|-----------------------|
| Planning | Q3 2019 - Q4 2021 |
| Design | Q1 2022 - Q3 2026 |
| Bid Advertisement | Q4 2026 |
| Construction | Q1 2027 - Q4 2029 |
| Completion | 2030 |

Project's Effect on the Operating Budget:

Additional planning and design work is required to determine the project's anticipated impact to Transportation Department staff or annual operating costs.

Project's Effect on County Priorities:

This project will reduce disparities in the connectivity domain by creating safe, accessible transportation facilities for all modes; including first/last mile connections to nearby B Line and E Line ABRT stations. These multimodal connections advance the county's goal of reducing vehicle miles traveled per capita. In addition, this project will implement proven safety countermeasures, with an emphasis on vulnerable users, to advance the county's Toward Zero Deaths Program. This is especially important as the project area includes relatively high percentages of people with limited mobility and households with low income.

Changes from Prior CIP:

- Project rescheduled from Program Year 2026 to Program Year 2027.
- Project budget increased by \$11.8 million from \$22.0 million to \$33.8 million to be financed with \$4.5 million in State Aid Regular, \$1.4 million in State Aid Flex Excess Sum, and \$5.9 million from the City of Minneapolis.
- Right of Way activities increased by \$1.5 million from \$1.2 million to \$2.7 million.
- Construction activities increased by \$6.8 million from \$13.8 million to \$20.6 million based on revised Engineer's Estimate.
- Consulting activities increased by \$1.4 million from \$3.0 million to \$4.4 million.
- Contingencies increased by \$2.1 million from \$4.0 million to \$6.1 million.

Board Resolutions / Supplemental Information:

Project Budget Notes:
 Project development is being managed within the following subprojects to distinguish project scope and track federal funding that has been awarded to Hennepin County.

- Capital Project 2052301 - Evaluation of a three-lane configuration along Lyndale Avenue (CSAH 22) from Lake Street (CSAH 3) to Franklin Avenue (CSAH 5).
- Capital Project 2052302 - Reconstruction of Lyndale Avenue (CSAH 22) from 29th Street to Franklin Avenue (CSAH 5) as tracked under SP 027-622-006 by MnDOT.
- Capital Project 2052303 - Multimodal safety improvements along Lyndale Avenue (CSAH 22) from 31st Street to 29th Street as tracked under SP 027-622-007 by MnDOT.

Both Capital Project 2052302 and 2052303 must be authorized by MnDOT State Aid by June 30, 2027 through FHWA to avoid jeopardizing federal funds.

This project is Phase 3 (of 3) of capital improvements along the Lyndale Avenue (CSAH 22) corridor in South Minneapolis (initial phases include Capital Projects 2933800 and 2984200 that were completed in the late 2000s/early 2010s).

Resolution 23-0074 (adopted 03/07/2023) authorized:

- Neg Agmt PR00005002 with Kimley-Horn and Associates, Inc for preliminary design engineering and professional services for the Lyndale Avenue (CSAH 22) Reconstruction Project at an amount NTE \$1,665,000 to be financed within the Project Budget for CP 2052300.

| Last Year's CIP Process Summary | Budget To-Date | 2024 | 2025 | 2026 | 2027 | 2028 | Future | Total |
|---------------------------------|----------------|-----------|-----------|------------|------|------|--------|------------|
| Department Requested | 1,370,000 | 2,600,000 | 1,380,000 | 16,600,000 | | | | 21,950,000 |
| Administrator Proposed | 1,370,000 | 2,600,000 | 1,380,000 | 16,692,000 | | | | 22,042,000 |
| CBTF Recommended | 1,370,000 | 2,600,000 | 1,380,000 | 16,692,000 | | | | 22,042,000 |
| Board Approved Final | 1,370,000 | 2,600,000 | 1,380,000 | 16,692,000 | | | | 22,042,000 |

Project Name: 2984500 CSAH 23 - Marshall St reconstr fr 3rd NE to Lowry Ave NE
Major Program: Public Works
Department: Transportation Roads & Bridges

Funding Start: 2024
Funding Completion: 2028

Summary:

Reconstruct Marshall Street NE (CSAH 23) from 3rd Avenue NE to Lowry Avenue NE (CSAH 153) in the City of Minneapolis.

Purpose & Description:

Marshall Street NE (CSAH 23), last reconstructed in 1959, is nearing the end of its useful life and warrants replacement. Routine maintenance activities (such as overlays and crackseals) are no longer cost effective in preserving assets. The existing roadway environment consists of a 2-lane undivided configuration with no turn lanes provided for people driving, noting that the two-block segment from 11th Avenue NE to 13th Avenue NE consists of a 4-lane, undivided configuration. On-street parking is currently permitted on both sides of the roadway during non-peak hours. The corridor lacks consistent dedicated facilities for people biking along this key north/south corridor that parallels the Mississippi River throughout Northeast Minneapolis. In addition, the existing accommodations for people walking are relatively uncomfortable as the sidewalk facilities are in poor condition, lack consistent boulevard space, and are often obstructed by utility poles and fire hydrants. Minimal pedestrian crossing enhancements (such as curb extensions, raised medians, and beacons) exist along the corridor.

Extensive community engagement has occurred over the last 20 years through various planning efforts. Most recently, county staff conducted public engagement along the corridor in advance of a 2023 mill and overlay that was completed between Lowry Avenue NE (CSAH 153) and St. Anthony Parkway which converted the 4-lane undivided roadway to a new configuration that includes dedicated left-turn lanes at key intersections, dedicated facilities for people biking, and retention of on-street parking in areas of high demand.

The proposed reconstruction project will improve accessibility, mobility, and safety for all modes traveling through the corridor by constructing new assets such as pavement, curb, storm water structures, sidewalk facilities, bikeway facilities, and traffic signals. The new roadway environment will be determined as part of the design process after extensive public engagement, data analysis, and environmental review. It's anticipated that specific crossing enhancements for people walking will be considered as this area generates significant pedestrian activity due to the nearby commercial businesses. Of specific note, is the introduction of an All Ages and Abilities bicycle facility that will connect the Marshall Street NE (CSAH 23) corridor to the surrounding multimodal transportation network.

This project was awarded federal formula funding through the Metropolitan Council's 2022 Regional Solicitation. This project represents Phase 1 (of 2) of capital improvements anticipated for the Marshall Street NE (CSAH 23) corridor in the City of Minneapolis.



| REVENUE | Budget To-Date | Act & Enc | Balance | 2025 Budget | 2026 | 2027 | 2028 | 2029 | Future | Total |
|---------------------------------------|------------------|-----------|------------------|----------------|------------------|-------------------|------------------|------|--------|-------------------|
| Federal - Other - Roads | | | | | | 6,440,000 | | | | 6,440,000 |
| Mn/DOT State Aid - Regular | 1,798,000 | | 1,798,000 | (1,798,000) | | | | | | 0 |
| Minneapolis | 62,000 | | 62,000 | 186,000 | 730,000 | 1,212,000 | 1,016,000 | | | 3,206,000 |
| Transfer - Metro Tax - Active Transpo | | | | 2,032,000 | 910,000 | 5,978,000 | 4,064,000 | | | 12,984,000 |
| Total | 1,860,000 | | 1,860,000 | 420,000 | 1,640,000 | 13,630,000 | 5,080,000 | | | 22,630,000 |

| EXPENSE | Budget To-Date | Act & Enc | Balance | 2025 Budget | 2026 | 2027 | 2028 | 2029 | Future | Total |
|--------------|------------------|------------------|----------------|----------------|------------------|-------------------|------------------|------|--------|-------------------|
| Right of Way | | | | 340,000 | 1,340,000 | | | | | 1,680,000 |
| Construction | | | | | | 10,000,000 | 4,050,000 | | | 14,050,000 |
| Consulting | 1,550,000 | 1,400,000 | 150,000 | | | 1,130,000 | | | | 2,680,000 |
| Contingency | 310,000 | | 310,000 | 80,000 | 300,000 | 2,500,000 | 1,030,000 | | | 4,220,000 |
| Total | 1,860,000 | 1,400,000 | 460,000 | 420,000 | 1,640,000 | 13,630,000 | 5,080,000 | | | 22,630,000 |

| | |
|---|---------------------------------|
| Project Name: 2984500 CSAH 23 - Marshall St reconstr fr 3rd NE to Lowry Ave NE | Funding Start: 2024 |
| Major Program: Public Works | Funding Completion: 2028 |
| Department: Transportation Roads & Bridges | |

| Current Year's CIP Process Summary | Budget To-Date | 2025 Budget | 2026 | 2027 | 2028 | 2029 | Future | Total |
|------------------------------------|----------------|-------------|-----------|------------|-----------|------|--------|------------|
| Department Requested | 1,860,000 | 420,000 | 1,640,000 | 13,630,000 | 5,080,000 | | | 22,630,000 |
| Administrator Proposed | 1,860,000 | 420,000 | 1,640,000 | 13,630,000 | 5,080,000 | | | 22,630,000 |
| CBTF Recommended | 1,860,000 | 420,000 | 1,640,000 | 13,630,000 | 5,080,000 | | | 22,630,000 |
| Board Approved Final | 1,860,000 | 420,000 | 1,640,000 | 13,630,000 | 5,080,000 | | | 22,630,000 |

Scheduling Milestones (major phases only):

| Activity | Anticipated Timeframe |
|-------------------|-----------------------|
| Planning | Q1 2022 - Q1 2024 |
| Design | Q2 2024 - Q4 2026 |
| Bid Advertisement | Q1 2027 |
| Construction | Q2 2027 - Q3 2029 |
| Completion | 2030 |

Board Resolutions / Supplemental Information:

Project Budget Notes:

- This project must be authorized by MnDOT State Aid by June 30, 2027 through FHWA to avoid jeopardizing federal funds (as tracked under SP 027-623-006 by MnDOT).

RESOLUTION 24-0157 (adopted 04/30/2024) authorized:

- Execute Agmt PR00006072 with Bolton & Menk, Inc to provide preliminary design engineering and professional services at an amount NTE (\$1,400,000).

Project's Effect on the Operating Budget:

Staff anticipates that this project will have minor impacts to the annual operating costs for the Transportation Department. The reduction of approximately 1.00 lane mile to the county roadway system is estimated to preserve approximately \$13,800 annually. Maintenance responsibilities of new protected bikeway facility are anticipated to be assigned to another agency as part of a cooperative agreement.

Project's Effect on County Priorities:

This project will reduce disparities in the connectivity domain by creating safe, accessible connections for all modes. These improvements to multimodal connections advance the county's goal of reducing vehicle miles traveled per capita This is especially important as the project is located in an area that includes relatively high percentages of people with limited mobility.

Changes from Prior CIP:

- No changes to the overall project budget since the 2024-2028 Transportation CIP.

| Last Year's CIP Process Summary | Budget To-Date | 2024 | 2025 | 2026 | 2027 | 2028 | Future | Total |
|---------------------------------|----------------|-----------|---------|-----------|------------|-----------|--------|------------|
| Department Requested | | 1,860,000 | 420,000 | 1,640,000 | 13,630,000 | 5,080,000 | | 22,630,000 |
| Administrator Proposed | | 1,860,000 | 420,000 | 1,640,000 | 13,630,000 | 5,080,000 | | 22,630,000 |
| CBTF Recommended | | 1,860,000 | 420,000 | 1,640,000 | 13,630,000 | 5,080,000 | | 22,630,000 |
| Board Approved Final | | 1,860,000 | 420,000 | 1,640,000 | 13,630,000 | 5,080,000 | | 22,630,000 |

Project Name: 2142100 CSAH 23 - Marshall St reconstr fr Lowry Ave NE to St Anth Pkwy
Major Program: Public Works
Department: Transportation Roads & Bridges

Funding Start: 2025
Funding Completion: 2029

Summary:

Reconstruct Marshall Street NE (CSAH 23) from Lowry Avenue NE (CSAH 153) to St. Anthony Parkway in the City of Minneapolis.

Purpose & Description:

The existing roadway, last reconstructed in 1960, is nearing the end of its useful life and warrants replacement. Routine maintenance activities are no longer cost effective in preserving assets. The existing sidewalk facilities contain numerous deficiencies, and a gap in the sidewalk network exists along the east side of Marshall Street NE (CSAH 23) from 30th Avenue NE to St. Anthony Parkway. Also, minimal pedestrian crossing enhancements (such as curb extensions, raised medians, and crossing beacons) exist along the corridor. Furthermore, there is a lack of boulevard space in many areas along the corridor; creating a constrained environment for people walking, especially during snowfall events.

Extensive community engagement has occurred over the last 20 years along Marshall Street NE (CSAH 23) through various planning efforts. Most recently, county staff conducted public engagement in advance of a mill and overlay that was completed along this segment of Marshall Street NE (CSAH 23). This preservation activity, which was completed in 2023, included the conversion of the 4-lane undivided configuration to a new configuration that included dedicated left-turn lanes as key intersections, dedicated on-road facilities for people biking, and retention of on-street parking along one side of the roadway. It's anticipated that this forthcoming reconstruction project will build upon these previous public engagement efforts.

The proposed project is anticipated to include new pavement, curb, storm water utilities, sidewalk facilities, ADA accommodations, and traffic signals. It is anticipated that proven Complete and Green Streets strategies (such as raised medians, curb extensions, and streetscaping) will be introduced to not only improve the crossing experiences for people walking, but also to manage the speeds of people driving. In addition, the proposed project is anticipated to evaluate the feasibility of an All Ages and Abilities facility for people biking that would extend north/south adjacent to the Mississippi River and connections to the Grand Rounds system along St. Anthony Parkway.

This project was awarded federal formula funding through the Metropolitan Council's 2024 Regional Solicitation. This project represents Phase 2 (of 2) of capital improvements anticipated for the Marshall Street NE (CSAH 23) corridor in the City of Minneapolis.



| REVENUE | Budget To-Date | Act & Enc | Balance | 2025 Budget | 2026 | 2027 | 2028 | 2029 | Future | Total |
|-------------------------------------|----------------|-----------|---------|----------------|----------------|------------------|----------------|-------------------|--------|-------------------|
| Federal - Other - Roads | | | | | | | | 7,000,000 | | 7,000,000 |
| Mn/DOT State Aid - Regular | | | | 720,000 | 720,000 | 1,060,000 | 540,000 | 3,970,000 | | 7,010,000 |
| Minneapolis | | | | 30,000 | 30,000 | 150,000 | 420,000 | 990,000 | | 1,620,000 |
| Transfer - Metro Tax - Preservation | | | | | | | | 780,000 | | 780,000 |
| Total | | | | 750,000 | 750,000 | 1,210,000 | 960,000 | 12,740,000 | | 16,410,000 |
| EXPENSE | Budget To-Date | Act & Enc | Balance | 2025 Budget | 2026 | 2027 | 2028 | 2029 | Future | Total |
| Right of Way | | | | | | 200,000 | 760,000 | | | 960,000 |
| Construction | | | | | | | | 9,780,000 | | 9,780,000 |
| Consulting | | | | 600,000 | 600,000 | 760,000 | | 780,000 | | 2,740,000 |
| Contingency | | | | 150,000 | 150,000 | 250,000 | 200,000 | 2,180,000 | | 2,930,000 |
| Total | | | | 750,000 | 750,000 | 1,210,000 | 960,000 | 12,740,000 | | 16,410,000 |

| | |
|---|---------------------------------|
| Project Name: 2142100 CSAH 23 - Marshall St reconstr fr Lowry Ave NE to St Anth Pkwy | Funding Start: 2025 |
| Major Program: Public Works | Funding Completion: 2029 |
| Department: Transportation Roads & Bridges | |

| Current Year's CIP Process Summary | Budget To-Date | 2025 Budget | 2026 | 2027 | 2028 | 2029 | Future | Total |
|------------------------------------|----------------|-------------|---------|-----------|---------|------------|--------|------------|
| Department Requested | | | | | | | | |
| Administrator Proposed | | 750,000 | 750,000 | 1,210,000 | 960,000 | 12,740,000 | | 16,410,000 |
| CBTF Recommended | | 750,000 | 750,000 | 1,210,000 | 960,000 | 12,740,000 | | 16,410,000 |
| Board Approved Final | | 750,000 | 750,000 | 1,210,000 | 960,000 | 12,740,000 | | 16,410,000 |

Scheduling Milestones (major phases only):

| Activity | Anticipated Timeframe |
|-------------------|-----------------------|
| Planning | 2018 - 2024 |
| Design | Q1 2015 - Q4 2028 |
| Bid Advertisement | Q1 2029 |
| Construction | Q2 2029 - Q3 2030 |
| Completion | 2031 |

Project's Effect on the Operating Budget:

Additional planning and design work is required to determined the project's anticipated impact to Transportation Department staff or annual operating costs.

Project's Effect on County Priorities:

This project will reduce disparities in the connectivity domain by creating safe, accessible connections for all modes. These improvements to multimodal connections advance the county's goal of reducing vehicle miles traveled per capita. This is especially important as the project is located in an area that includes relatively high percentages of people with limited mobility.

Changes from Prior CIP:

- This is a new project request by Transportation Project Delivery for the 2025-2029 Transportation CIP to reconstruct Marshall Street NE (CSAH 23) from Lowry Avenue NE (CSAH 23) to St. Anthony Parkway in the City of Minneapolis.

Board Resolutions / Supplemental Information:

Project Budget Notes:

- This project must be authorized by MnDOT State Aid by June 30, 2029 through FHWA to avoid jeopardizing federal funds (as tracked under SP 027-623-008 by MnDOT).

| Last Year's CIP Process Summary | Budget To-Date | 2024 | 2025 | 2026 | 2027 | 2028 | Future | Total |
|---------------------------------|----------------|------|------|------|------|------|--------|-------|
| Department Requested | | | | | | | | |
| Administrator Proposed | | | | | | | | |
| CBTF Recommended | | | | | | | | |
| Board Approved Final | | | | | | | | |

Project Name: 2181500 CR 26 - Replace Bridge #90627 over Painter Creek
Major Program: Public Works
Department: Transportation Roads & Bridges

Funding Start: 2021
Funding Completion: 2024

Summary:

Replace Bridge #90627 along CR 26 over Painter Creek in the City of Minnetrista.

Purpose & Description:

The existing bridge (built in 1941) is classified as structurally deficient based on the condition of its primary structural elements. Weight restrictions were introduced in 2020 on this bridge, based on the results of a routine inspection, that prohibit certain types of commercial vehicles. The design of the existing structure consists of a buried cast-in-place concrete box culvert. The box culvert includes many areas exhibiting cracking and spalling in the concrete; exposing the structural rebar and compromising the remaining concrete. The wingwalls have detached from the main structure, and therefore, require routine monitoring. With continued deterioration, the bridge will become more susceptible to flooding and, as a result, will likely require extensive repairs and/or further weight restrictions.

The proposed project will replace the existing bridge with a new structure that will be designed to achieve a 75-year service life. The new bridge will better accommodate multi-modal users by introducing a wider bridge deck for additional shoulder space.

In addition, the county's Asset Management system has identified pavement assets along CR 26 as being in relatively poor condition. Therefore, a pavement rehabilitation project is being developed for the segment of CR 26 from the West County Line to CSAH 110 as part of the county's Pavement Rehabilitation Program (Capital Project 2210400), tracked under subproject 2210403. Roadway and bridge capital activities will be coordinated to not only promote efficiencies in project development, but also minimize construction impacts to users.



| REVENUE | Budget To-Date | Act & Enc | Balance | 2025 Budget | 2026 | 2027 | 2028 | 2029 | Future | Total |
|------------------|------------------|----------------|------------------|-------------|------|------|------|------|--------|------------------|
| Property Tax | 120,000 | 120,000 | | | | | | | | 120,000 |
| Bonds - GO Roads | 1,750,000 | 571,395 | 1,178,605 | | | | | | | 1,750,000 |
| Total | 1,870,000 | 691,395 | 1,178,605 | | | | | | | 1,870,000 |
| EXPENSE | Budget To-Date | Act & Enc | Balance | 2025 Budget | 2026 | 2027 | 2028 | 2029 | Future | Total |
| Right of Way | 100,000 | 10,438 | 89,562 | | | | | | | 100,000 |
| Construction | 1,300,000 | 562,132 | 737,868 | | | | | | | 1,300,000 |
| Consulting | 70,000 | 81,467 | (11,467) | | | | | | | 70,000 |
| Other Costs | | 2,000 | (2,000) | | | | | | | |
| Contingency | 400,000 | | 400,000 | | | | | | | 400,000 |
| Total | 1,870,000 | 656,038 | 1,213,962 | | | | | | | 1,870,000 |

| | |
|---|---------------------------------|
| Project Name: 2181500 CR 26 - Replace Bridge #90627 over Painter Creek | Funding Start: 2021 |
| Major Program: Public Works | Funding Completion: 2024 |
| Department: Transportation Roads & Bridges | |

| Current Year's CIP Process Summary | Budget To-Date | 2025 Budget | 2026 | 2027 | 2028 | 2029 | Future | Total |
|------------------------------------|----------------|-------------|------|------|------|------|--------|-----------|
| Department Requested | 1,870,000 | | | | | | | 1,870,000 |
| Administrator Proposed | 1,870,000 | | | | | | | 1,870,000 |
| CBTF Recommended | 1,870,000 | | | | | | | 1,870,000 |
| Board Approved Final | 1,870,000 | | | | | | | 1,870,000 |

| | | | | | | | | | | | | | |
|---|------------------------------|------------------------------|----------|----------------|--------|-------------------|-------------------|---------|--------------|-------------------|------------|------|--|
| <p>Scheduling Milestones (major phases only):</p> <table border="0"> <tr> <td><u>Activity</u></td> <td><u>Anticipated Timeframe</u></td> </tr> <tr> <td>Planning</td> <td>2019 - Q4 2021</td> </tr> <tr> <td>Design</td> <td>Q1 2022 - Q1 2024</td> </tr> <tr> <td>Bid Advertisement</td> <td>Q2 2024</td> </tr> <tr> <td>Construction</td> <td>Q3 2024 - Q4 2024</td> </tr> <tr> <td>Completion</td> <td>2025</td> </tr> </table> | <u>Activity</u> | <u>Anticipated Timeframe</u> | Planning | 2019 - Q4 2021 | Design | Q1 2022 - Q1 2024 | Bid Advertisement | Q2 2024 | Construction | Q3 2024 - Q4 2024 | Completion | 2025 | <p>Board Resolutions / Supplemental Information:</p> <p>Project Budget Notes:</p> <ul style="list-style-type: none"> This project is not eligible for State Aid funding as County Road 26 is not designated as a County State Aid Highway (CSAH). Therefore, Property Tax and County Bond revenues are being requested to finance engineering, right of way, and construction activities. |
| <u>Activity</u> | <u>Anticipated Timeframe</u> | | | | | | | | | | | | |
| Planning | 2019 - Q4 2021 | | | | | | | | | | | | |
| Design | Q1 2022 - Q1 2024 | | | | | | | | | | | | |
| Bid Advertisement | Q2 2024 | | | | | | | | | | | | |
| Construction | Q3 2024 - Q4 2024 | | | | | | | | | | | | |
| Completion | 2025 | | | | | | | | | | | | |
| <p>Project's Effect on the Operating Budget:</p> <p>Staff does not anticipate that this project will have significant impacts to Transportation Department staff or annual operating costs. The proposed project will primarily replace existing bridge assets in-kind.</p> | | | | | | | | | | | | | |
| <p>Project's Effect on County Priorities:</p> <p>This project will advance disparity reduction efforts in the transportation domain by replacing a bridge nearing the end of its useful life, ensuring mobility for all modes across Painter Creek.</p> | | | | | | | | | | | | | |
| <p>Changes from Prior CIP:</p> <ul style="list-style-type: none"> No changes to the overall project budget since the 2024-2028 Transportation CIP. | | | | | | | | | | | | | |

| Last Year's CIP Process Summary | Budget To-Date | 2024 | 2025 | 2026 | 2027 | 2028 | Future | Total |
|---------------------------------|----------------|-----------|------|------|------|------|--------|-----------|
| Department Requested | 220,000 | 1,650,000 | | | | | | 1,870,000 |
| Administrator Proposed | 220,000 | 1,650,000 | | | | | | 1,870,000 |
| CBTF Recommended | 220,000 | 1,650,000 | | | | | | 1,870,000 |
| Board Approved Final | 220,000 | 1,650,000 | | | | | | 1,870,000 |

Project Name: 2932400 CSAH 30 - Reconstruct 93rd fr Wellington to N Oaks
Major Program: Public Works
Department: Transportation Roads & Bridges

Funding Start: 2026
Funding Completion: 2029

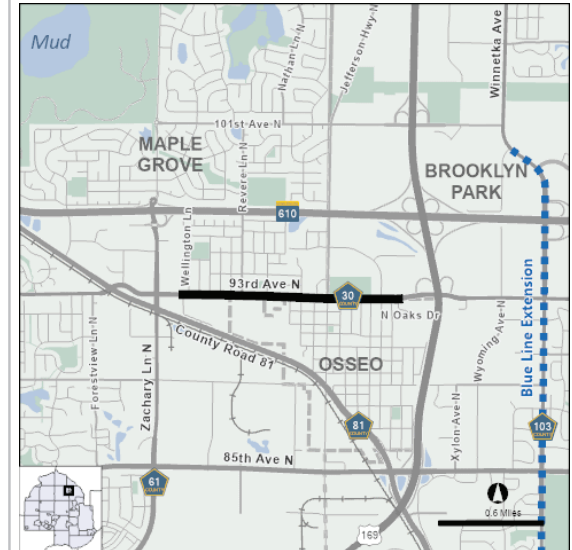
Summary:

Reconstruct 93rd Avenue (CSAH 30) from Wellington Lane to N Oaks Drive in the Cities of Brooklyn Park, Maple Grove, and Osseo.

Purpose & Description:

The existing roadway (last reconstructed in 1951) is nearing the end of its useful life and warrants replacement. Routine maintenance activities (such as chip seals and overlays) are no longer cost effective in preserving assets. The current roadway configuration involves a two-lane rural design that lacks curb and gutter for much of the corridor; leading to areas of localized flooding risk potential. Accommodations for people walking are generally limited to one side of the roadway, requiring a relatively high frequency of crossing to access destinations. In addition, minimal pedestrian crossing enhancements (such as curb extensions, raised medians, and beacons) exist along the corridor.

The proposed project will include new pavement, curb, storm water utilities, sidewalk, bikeway facilities, ADA accommodations, and traffic signals. The feasibility of upgrading to a suburban typical section will be determined during project development in an effort to improve stormwater management along the corridor. Also, further investigation will take place as part of the design process to determine the feasibility of extending accommodations for people biking as part of this project, as well as the opportunity to close gaps in the pedestrian route to promote first/last mile connections to the 93rd Avenue LRT Station as part of the planned Blue Line Extension LRT Project. (CP 1005877). Additionally, it is anticipated that proven traffic calming strategies (such as raised medians, curb extensions, and streetscaping) will be introduced to improve the crossing experience and manage vehicle speeds.



| REVENUE | Budget To-Date | Act & Enc | Balance | 2025 Budget | 2026 | 2027 | 2028 | 2029 | Future | Total |
|------------------------------------|----------------|-----------|---------|-------------|------------------|------------------|------------------|-------------------|--------|-------------------|
| Mn/DOT State Aid - Regular | | | | | 731,000 | 589,000 | 403,000 | 3,840,000 | | 5,563,000 |
| Mn/DOT State Aid - Municipal | | | | | 731,000 | 667,000 | 713,000 | 3,840,000 | | 5,951,000 |
| Brooklyn Park | | | | | 32,000 | 68,000 | 186,000 | 1,280,000 | | 1,566,000 |
| Maple Grove | | | | | 32,000 | 68,000 | 186,000 | 1,280,000 | | 1,566,000 |
| Osseo | | | | | 64,000 | 58,000 | 62,000 | 2,560,000 | | 2,744,000 |
| Transfer - Metro Tax - Complete St | | | | | | | | 840,000 | | 840,000 |
| Total | | | | | 1,590,000 | 1,450,000 | 1,550,000 | 13,640,000 | | 18,230,000 |

| EXPENSE | Budget To-Date | Act & Enc | Balance | 2025 Budget | 2026 | 2027 | 2028 | 2029 | Future | Total |
|--------------|----------------|-----------|---------|-------------|------------------|------------------|------------------|-------------------|--------|-------------------|
| Right of Way | | | | | | 310,000 | 1,240,000 | | | 1,550,000 |
| Construction | | | | | | | | 10,560,000 | | 10,560,000 |
| Consulting | | | | | 1,270,000 | 850,000 | | 840,000 | | 2,960,000 |
| Contingency | | | | | 320,000 | 290,000 | 310,000 | 2,240,000 | | 3,160,000 |
| Total | | | | | 1,590,000 | 1,450,000 | 1,550,000 | 13,640,000 | | 18,230,000 |

| | |
|---|---------------------------------|
| Project Name: 2932400 CSAH 30 - Reconstruct 93rd fr Wellington to N Oaks | Funding Start: 2026 |
| Major Program: Public Works | Funding Completion: 2029 |
| Department: Transportation Roads & Bridges | |

| Current Year's CIP Process Summary | Budget To-Date | 2025 Budget | 2026 | 2027 | 2028 | 2029 | Future | Total |
|------------------------------------|----------------|-------------|-----------|-----------|-----------|------------|--------|------------|
| Department Requested | | | 1,590,000 | 1,450,000 | 1,550,000 | 13,640,000 | | 18,230,000 |
| Administrator Proposed | | | 1,590,000 | 1,450,000 | 1,550,000 | 13,640,000 | | 18,230,000 |
| CBTF Recommended | | | 1,590,000 | 1,450,000 | 1,550,000 | 13,640,000 | | 18,230,000 |
| Board Approved Final | | | 1,590,000 | 1,450,000 | 1,550,000 | 13,640,000 | | 18,230,000 |

| | | | | | | | | | | | | | |
|---|------------------------------|------------------------------|----------|-------------------|--------|-------------------|-------------------|---------|--------------|-------------------|------------|------|---|
| <p>Scheduling Milestones (major phases only):</p> <table border="0"> <tr> <td><u>Activity</u></td> <td><u>Anticipated Timeframe</u></td> </tr> <tr> <td>Planning</td> <td>Q2 2022 - Q4 2025</td> </tr> <tr> <td>Design</td> <td>Q1 2026 - Q4 2028</td> </tr> <tr> <td>Bid Advertisement</td> <td>Q1 2029</td> </tr> <tr> <td>Construction</td> <td>Q2 2029 - Q4 2029</td> </tr> <tr> <td>Completion</td> <td>2030</td> </tr> </table> | <u>Activity</u> | <u>Anticipated Timeframe</u> | Planning | Q2 2022 - Q4 2025 | Design | Q1 2026 - Q4 2028 | Bid Advertisement | Q1 2029 | Construction | Q2 2029 - Q4 2029 | Completion | 2030 | <p>Board Resolutions / Supplemental Information:</p> |
| <u>Activity</u> | <u>Anticipated Timeframe</u> | | | | | | | | | | | | |
| Planning | Q2 2022 - Q4 2025 | | | | | | | | | | | | |
| Design | Q1 2026 - Q4 2028 | | | | | | | | | | | | |
| Bid Advertisement | Q1 2029 | | | | | | | | | | | | |
| Construction | Q2 2029 - Q4 2029 | | | | | | | | | | | | |
| Completion | 2030 | | | | | | | | | | | | |
| <p>Project's Effect on the Operating Budget:</p> <p>Additional planning and design work is required to determine the project's anticipated impact to Transportation Department staff or annual operating costs.</p> | | | | | | | | | | | | | |
| <p>Project's Effect on County Priorities:</p> <p>This project will reduce disparities in the connectivity domain by creating safe and accessible transportation facilities for all modes. These improvements to multimodal connections advance the county's goal of reducing vehicle miles traveled per capita. This is especially important as the project is located in an area that includes relatively high percentages of people with limited mobility.</p> | | | | | | | | | | | | | |
| <p>Changes from Prior CIP:</p> <ul style="list-style-type: none"> This is a new project request by Transportation Project Delivery for the 2025-2029 Transportation CIP to reconstruct 93rd Avenue (CSAH 30) from Wellington Lane to North Oaks Drive in the Cities of Brooklyn Park, Maple Grove, and Osseo. | | | | | | | | | | | | | |

| Last Year's CIP Process Summary | Budget To-Date | 2024 | 2025 | 2026 | 2027 | 2028 | Future | Total |
|---------------------------------|----------------|------|------|------|------|------|--------|-------|
| Department Requested | | | | | | | | |
| Administrator Proposed | | | | | | | | |
| CBTF Recommended | | | | | | | | |
| Board Approved Final | | | | | | | | |

Project Name: 2181600 CSAH 31 - Replace Bridge #90489 over Minnehaha Creek
Major Program: Public Works
Department: Transportation Roads & Bridges

Funding Start: 2026
Funding Completion: 2029

Summary:

Replace Bridge #90489 along Xerxes Avenue (CSAH 31) over Minnehaha Creek in the Cities of Edina and Minneapolis.

Purpose & Description:

The existing bridge (built in 1916) consists of a concrete arch design that spans Minnehaha Creek. The bridge is nearing the end of its useful life as the structure is showing signs of advanced deterioration and wear, which is typical for a structure of this age. The concrete material has numerous cracks and spalls that have exposed steel rebar. Routine maintenance activities are no longer cost effective in extending the useful life of this bridge; therefore, a full replacement is recommended to prevent further deterioration.

It is anticipated that the proposed project will replace the deteriorating structure with a new design that will provide a 75-year service life. It is anticipated that any pavement, sidewalk, and drainage structures impacted by the project will be replaced in-kind. In addition, the new bridge is anticipated to better accommodate people walking, using transit, biking, and driving by reallocating space within the existing right of way. Furthermore, this project presents an opportunity to construct an overlook for the Minnehaha Creek water feature.



| REVENUE | Budget To-Date | Act & Enc | Balance | 2025 Budget | 2026 | 2027 | 2028 | 2029 | Future | Total |
|----------------------------|----------------|-----------|---------|-------------|----------------|----------------|----------------|------------------|--------|------------------|
| Mn/DOT State Aid - Regular | | | | | 248,000 | 435,000 | 292,000 | 3,934,000 | | 4,909,000 |
| Edina | | | | | 3,000 | 43,000 | 155,000 | 224,000 | | 425,000 |
| Minneapolis | | | | | 9,000 | 30,000 | 65,000 | 672,000 | | 776,000 |
| Total | | | | | 260,000 | 508,000 | 512,000 | 4,830,000 | | 6,110,000 |
| EXPENSE | Budget To-Date | Act & Enc | Balance | 2025 Budget | 2026 | 2027 | 2028 | 2029 | Future | Total |
| Right of Way | | | | | | 98,000 | 392,000 | | | 490,000 |
| Construction | | | | | | | | 3,500,000 | | 3,500,000 |
| Consulting | | | | | 200,000 | 290,000 | | 350,000 | | 840,000 |
| Contingency | | | | | 60,000 | 120,000 | 120,000 | 980,000 | | 1,280,000 |
| Total | | | | | 260,000 | 508,000 | 512,000 | 4,830,000 | | 6,110,000 |

| | |
|---|---------------------------------|
| Project Name: 2181600 CSAH 31 - Replace Bridge #90489 over Minnehaha Creek | Funding Start: 2026 |
| Major Program: Public Works | Funding Completion: 2029 |
| Department: Transportation Roads & Bridges | |

| Current Year's CIP Process Summary | Budget To-Date | 2025 Budget | 2026 | 2027 | 2028 | 2029 | Future | Total |
|------------------------------------|----------------|-------------|---------|---------|---------|-----------|--------|-----------|
| Department Requested | | | 260,000 | 508,000 | 512,000 | 4,830,000 | | 6,110,000 |
| Administrator Proposed | | | 260,000 | 508,000 | 512,000 | 4,830,000 | | 6,110,000 |
| CBTF Recommended | | | 260,000 | 508,000 | 512,000 | 4,830,000 | | 6,110,000 |
| Board Approved Final | | | 260,000 | 508,000 | 512,000 | 4,830,000 | | 6,110,000 |

Scheduling Milestones (major phases only):

| Activity | Anticipated Timeframe |
|-------------------|-----------------------|
| Planning | 2022 - 2025 |
| Design | Q1 2026 - Q4 2028 |
| Bid Advertisement | Q1 2029 |
| Construction | Q2 2029 - Q3 2029 |
| Completion | 2030 |

Project's Effect on the Operating Budget:

Staff does not anticipate that this project will have significant impacts to Transportation Department staff or annual operating costs. The proposed project will primarily replace existing bridge assets in-kind.

Project's Effect on County Priorities:

This project will advance disparity reduction efforts in the connectivity domain by replacing a bridge nearing the end of its useful life, ensuring mobility for all modes across the Minnehaha Creek. The new bridge will enhance safety and accessibility through introducing complete and green streets elements. This is especially important as the project is located within close proximity to an area that includes a relatively high percentage of households with low income.

Changes from Prior CIP:

- Project budget adjusted to correct an error included in the 2024-2028 Transportation CIP.

Board Resolutions / Supplemental Information:

| Last Year's CIP Process Summary | Budget To-Date | 2024 | 2025 | 2026 | 2027 | 2028 | Future | Total |
|---------------------------------|----------------|------|------|---------|---------|---------|-----------|-----------|
| Department Requested | | | | 260,000 | 508,000 | 512,000 | 2,745,000 | 4,025,000 |
| Administrator Proposed | | | | 260,000 | 508,000 | 512,000 | 2,745,000 | 4,025,000 |
| CBTF Recommended | | | | 260,000 | 508,000 | 512,000 | 2,745,000 | 4,025,000 |
| Board Approved Final | | | | 260,000 | 508,000 | 512,000 | 2,745,000 | 4,025,000 |

Project Name: 2120700 CSAH 32 - Reconst Penn Ave fr 75th to TH 62
Major Program: Public Works
Department: Transportation Roads & Bridges

Funding Start: 2025
Funding Completion: 2029

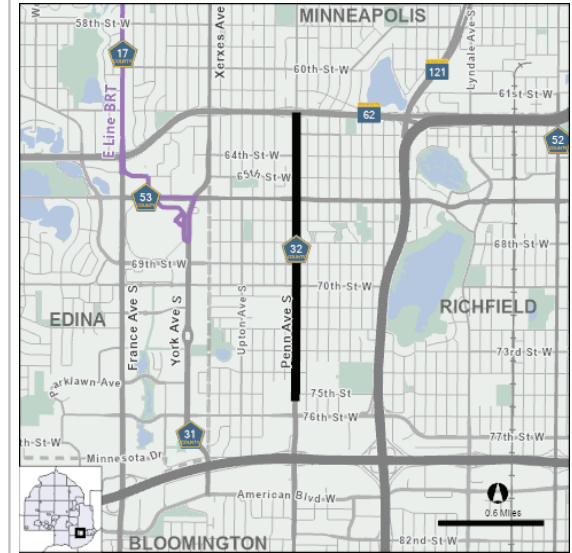
Summary:

Reconstruct Penn Avenue (CSAH 32) from 75th Street to the Crosstown (Trunk Highway 62) eastbound ramps in the City of Richfield.

Purpose & Description:

The existing roadway is nearing the end of its useful life and warrants replacement. The segment extending from 75th Street to 66th Street (CSAH 53) was last reconstructed in 1964, whereas, the segment extending from 66th Street (CSAH 53) to Crosstown (TH 62) was last reconstructed in 1987. Routine maintenance activities, such as overlays, are no longer cost effective in preserving assets. Segments of the curb have experienced settling, diminishing their ability to collect water and define the roadway edge. In addition, much of the corridor lacks a consistent boulevard space, presenting uncomfortable conditions for people who walk, roll, and take transit (noting that Metro Transit Route 4 service currently operates along the corridor). The existing typical section generally includes a three-lane roadway with shoulder space available for people biking.

The proposed project will improve the accessibility, mobility, and safety for people walking, using transit, biking, and driving through the implementation of proven Complete and Green Streets design strategies. The new roadway environment will be determined as part of the design process after extensive public engagement, data analysis, and environmental review. The project's scope is anticipated to include the replacement of deteriorated pavement, traffic signals, curb, and storm sewer structures. Specific safety improvements may include the installation of curb extensions and raised medians to calm traffic and improve the experience for people crossing. It is anticipated that multimodal elements such as dedicated bicycle facilities, sidewalk, ADA upgrades, and streetscaping will be explored as part of the project development process in order to improve the user experience for people walking, using transit, and biking along and across the corridor.



| REVENUE | Budget To-Date | Act & Enc | Balance | 2025 Budget | 2026 | 2027 | 2028 | 2029 | Future | Total |
|------------------------------------|----------------|-----------|---------|------------------|------------------|------------------|-------------------|------------------|--------|-------------------|
| Richfield | | | | 90,000 | 300,000 | 973,000 | 2,030,000 | 1,568,000 | | 4,961,000 |
| Transfer - Metro Tax - Complete St | | | | 2,160,000 | 1,710,000 | 1,237,000 | 8,720,000 | 6,852,000 | | 20,679,000 |
| Total | | | | 2,250,000 | 2,010,000 | 2,210,000 | 10,750,000 | 8,420,000 | | 25,640,000 |

| EXPENSE | Budget To-Date | Act & Enc | Balance | 2025 Budget | 2026 | 2027 | 2028 | 2029 | Future | Total |
|--------------|----------------|-----------|---------|------------------|------------------|------------------|-------------------|------------------|--------|-------------------|
| Right of Way | | | | | 440,000 | 1,770,000 | | | | 2,210,000 |
| Construction | | | | | | | 8,000,000 | 6,830,000 | | 14,830,000 |
| Consulting | | | | 1,800,000 | 1,170,000 | | 600,000 | 580,000 | | 4,150,000 |
| Contingency | | | | 450,000 | 400,000 | 440,000 | 2,150,000 | 1,010,000 | | 4,450,000 |
| Total | | | | 2,250,000 | 2,010,000 | 2,210,000 | 10,750,000 | 8,420,000 | | 25,640,000 |

| | |
|--|---------------------------------|
| Project Name: 2120700 CSAH 32 - Reconst Penn Ave fr 75th to TH 62 | Funding Start: 2025 |
| Major Program: Public Works | Funding Completion: 2029 |
| Department: Transportation Roads & Bridges | |

| Current Year's CIP Process Summary | Budget To-Date | 2025 Budget | 2026 | 2027 | 2028 | 2029 | Future | Total |
|------------------------------------|----------------|-------------|-----------|-----------|------------|-----------|--------|------------|
| Department Requested | | 2,250,000 | 2,010,000 | 2,210,000 | 10,750,000 | 8,420,000 | | 25,640,000 |
| Administrator Proposed | | 2,250,000 | 2,010,000 | 2,210,000 | 10,750,000 | 8,420,000 | | 25,640,000 |
| CBTF Recommended | | 2,250,000 | 2,010,000 | 2,210,000 | 10,750,000 | 8,420,000 | | 25,640,000 |
| Board Approved Final | | 2,250,000 | 2,010,000 | 2,210,000 | 10,750,000 | 8,420,000 | | 25,640,000 |

Scheduling Milestones (major phases only):

| Activity | Anticipated Timeframe |
|-------------------|-----------------------|
| Planning | Q2 2020 - Q4 2024 |
| Design | Q1 2025 - Q4 2027 |
| Bid Advertisement | Q1 2028 |
| Construction | Q2 2028 - Q4 2029 |
| Completion | 2030 |

Project's Effect on the Operating Budget:

Additional planning and design work is required to determine the project's anticipated impact to Transportation Department staff or annual operating costs.

Project's Effect on County Priorities:

This project will reduce disparities in the connectivity domain by creating safe and accessible transportation facilities for all modes of travel including those walking, biking, rolling, and using transit. These improvements to multimodal connections advance the county's goal of reducing vehicle miles traveled per capita. This is especially important as the corridor is located in an area that includes housing, schools, and commercial destinations.

Changes from Prior CIP:

- This is a new project request by Transportation Project Delivery for the 2025-2029 Transportation CIP to reconstruct Penn Avenue (CSAH 32) from 75th Street to the Crosstown (TH 62) Eastbound Ramps in the City of Richfield.

Board Resolutions / Supplemental Information:

| Last Year's CIP Process Summary | Budget To-Date | 2024 | 2025 | 2026 | 2027 | 2028 | Future | Total |
|---------------------------------|----------------|------|------|------|------|------|--------|-------|
| Department Requested | | | | | | | | |
| Administrator Proposed | | | | | | | | |
| CBTF Recommended | | | | | | | | |
| Board Approved Final | | | | | | | | |

Project Name: 2220300 CSAH 33 & 35 - Park & Portland multimodal 38th St to I-94
Major Program: Public Works
Department: Transportation Roads & Bridges

Funding Start: 2024
Funding Completion: 2027

Summary:

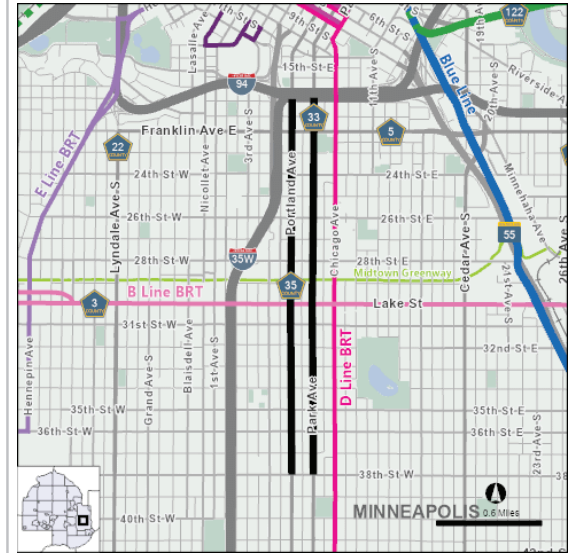
Multimodal improvements along Park Avenue (CSAH 33) and Portland Avenue (CSAH 35) from 38th Street to 18th Street in the City of Minneapolis.

Purpose & Description:

The current one-way configurations of Park Avenue (CSAH 33) and Portland Avenue (CSAH 35) generally include two travel lanes, a buffered bike lane, parking lanes on both sides, and sidewalk facilities on both sides of the street. These A-minor relievers are heavily used by both people biking and people driving as these corridors connect the City of Bloomington to Downtown Minneapolis. The existing intersections are relatively uncomfortable for people walking or rolling as the crossing distances are relatively long due to the absence of Complete Streets design elements. In addition, the bicycling experience along Park Avenue (CSAH 33) and Portland Avenue (CSAH 35) is also uncomfortable as there is no physical separation between people driving and people biking. As a result, a relatively high percentage of motorists have been observed travelling above the posted 30 mph speed limit.

The objectives of this project include improving safety, comfort, and accessibility along Park Avenue (CSAH 33) and Portland Avenue (CSAH 35), with a focus on introducing Complete and Green Streets design strategies to promote traffic calming. Intersections are anticipated to be redesigned to incorporate curb extensions to slow turning vehicles. Also, the project is anticipated to introduce a protected bikeway design to provide better separation from people driving and parked vehicles. Protected intersection designs will be evaluated along the corridor to improve crossings for east/west multimodal connections. Lastly, ADA accommodations will be upgraded, including the installation of APS at signalized intersections, to promote accessibility.

Federal formula funding was awarded in both 2022 (CP 2220301) and 2024 (CP 2220302) through the Metropolitan Council's Regional Solicitation for this project.



| REVENUE | Budget To-Date | Act & Enc | Balance | 2025 Budget | 2026 | 2027 | 2028 | 2029 | Future | Total |
|---------------------------------------|------------------|-----------|------------------|------------------|------------------|-------------------|------|------|--------|-------------------|
| Federal - Other - Roads | | | | | | 11,000,000 | | | | 11,000,000 |
| Mn/DOT State Aid - Regular | 1,242,000 | | 1,242,000 | (1,242,000) | | | | | | 0 |
| Minneapolis | 88,000 | | 88,000 | 369,000 | 652,000 | 3,938,000 | | | | 5,047,000 |
| Transfer - Metro Tax - Active Transpo | | | | 3,523,000 | 703,000 | 5,907,000 | | | | 10,133,000 |
| Total | 1,330,000 | | 1,330,000 | 2,650,000 | 1,355,000 | 20,845,000 | | | | 26,180,000 |

| EXPENSE | Budget To-Date | Act & Enc | Balance | 2025 Budget | 2026 | 2027 | 2028 | 2029 | Future | Total |
|--------------|------------------|----------------|----------------|------------------|------------------|-------------------|------|------|--------|-------------------|
| Right of Way | | | | 270,000 | 1,100,000 | | | | | 1,370,000 |
| Construction | | | | | | 16,790,000 | | | | 16,790,000 |
| Consulting | 1,110,000 | 659,658 | 450,342 | 1,880,000 | | | | | | 2,990,000 |
| Contingency | 220,000 | | 220,000 | 500,000 | 255,000 | 4,055,000 | | | | 5,030,000 |
| Total | 1,330,000 | 659,658 | 670,342 | 2,650,000 | 1,355,000 | 20,845,000 | | | | 26,180,000 |

| | |
|--|---------------------------------|
| Project Name: 2220300 CSAH 33 & 35 - Park & Portland multimodal 38th St to I-94 | Funding Start: 2024 |
| Major Program: Public Works | Funding Completion: 2027 |
| Department: Transportation Roads & Bridges | |

| Current Year's CIP Process Summary | Budget To-Date | 2025 Budget | 2026 | 2027 | 2028 | 2029 | Future | Total |
|------------------------------------|----------------|-------------|-----------|------------|------|------|--------|------------|
| Department Requested | 1,330,000 | 2,650,000 | 1,355,000 | 20,845,000 | | | | 26,180,000 |
| Administrator Proposed | 1,330,000 | 2,650,000 | 1,355,000 | 20,845,000 | | | | 26,180,000 |
| CBTF Recommended | 1,330,000 | 2,650,000 | 1,355,000 | 20,845,000 | | | | 26,180,000 |
| Board Approved Final | 1,330,000 | 2,650,000 | 1,355,000 | 20,845,000 | | | | 26,180,000 |

Scheduling Milestones (major phases only):

| Activity | Anticipated Timeframe |
|-------------------|-----------------------|
| Planning | Q2 2022 - Q4 2023 |
| Design | Q1 2024 - Q3 2026 |
| Bid Advertisement | Q4 2026 |
| Construction | Q1 2027 - Q4 2028 |
| Completion | 2029 |

Project's Effect on the Operating Budget:

Staff anticipates that this project will have minor impacts to the annual operating costs for the Transportation Department. The reduction of approximately 3.40 lane miles from the county roadway system is expected to preserve approximately \$47,000 annually.

Project's Effect on County Priorities:

This project will reduce disparities in the connectivity domain by providing safe, accessible infrastructure for all modes of travel. Of specific note, is the implementation of proven safety countermeasures to reduce vehicle speeds and promote traffic calming. These improvements to multimodal connections advance the county's goal of reducing vehicle miles traveled per capita. This is especially important as the project is located in an area that includes relatively high percentages of households with low-income and people with limited mobility.

- Changes from Prior CIP:**
- Project budget increased by \$11.8 million from \$14.4 million to \$26.2 million in recognition of additional federal formula funding being awarded through the Metropolitan Council's 2024 Regional Solicitation for multimodal safety improvements along Park Avenue (CSAH 33) and Portland Avenue (CSAH 35).
 - Right of Way activities increased by \$0.9 million from \$0.5 million to \$1.4 million.
 - Construction activities increased by \$7.5 million from \$9.3 million to \$16.8 million.
 - Consulting activities increased by \$1.1 million from \$1.9 million to \$3.0 million.
 - Contingencies increased by \$2.3 million from \$2.8 million to \$5.0 million.

Board Resolutions / Supplemental Information:

Project Budget Notes:
Capital Project 2220301 must be authorized by MnDOT State Aid by June 30, 2027 through FHWA to avoid jeopardizing federal funds; whereas, Capital Project 2220302 must be authorized by MnDOT State Aid by June 30, 2028 through FHWA to avoid jeopardizing federal funds.

Project development is being managed within the following subprojects to leverage federal funding that has been awarded to Hennepin County.

- Capital Project 2220301 - Multimodal improvements along Park Avenue (CSAH 33) and Portland Avenue (CSAH 35) from the Midtown Greenway to the I-94/I-35W Bridge (as tracked under SP 027-633-007 by MnDOT).
- Capital Project 2220302 - Multimodal improvements along Park Avenue (CSAH 33) and Portland Avenue (CSAH 35) from 38th Street to the Midtown Greenway (as tracked under SP 027-633-010 by MnDOT).

RESOLUTION 24-0049 (adopted 02/06/2024) authorized:

- Execute Agmt PR00005867 with HDR Engineering, Inc. to provide preliminary and final design for County Projects 2220300 and 2220700 at an amount NTE \$1.9 million.

| Last Year's CIP Process Summary | Budget To-Date | 2024 | 2025 | 2026 | 2027 | 2028 | Future | Total |
|---------------------------------|----------------|-----------|-----------|---------|------------|------|--------|------------|
| Department Requested | | 1,330,000 | 1,010,000 | 480,000 | 11,550,000 | | | 14,370,000 |
| Administrator Proposed | | 1,330,000 | 1,010,000 | 480,000 | 11,550,000 | | | 14,370,000 |
| CBTF Recommended | | 1,330,000 | 1,010,000 | 480,000 | 11,550,000 | | | 14,370,000 |
| Board Approved Final | | 1,330,000 | 1,010,000 | 480,000 | 11,550,000 | | | 14,370,000 |

Project Name: 2220700 CSAH 33 & 35 - Park & Portland improve safety 46th to 38th
Major Program: Public Works
Department: Transportation Roads & Bridges

Funding Start: 2024
Funding Completion: 2027

Summary:

Multimodal safety improvements along Park Avenue (CSAH 33) and Portland Avenue (CSAH 35) from 46th Street (CSAH 46) to 38th Street in the City of Minneapolis.

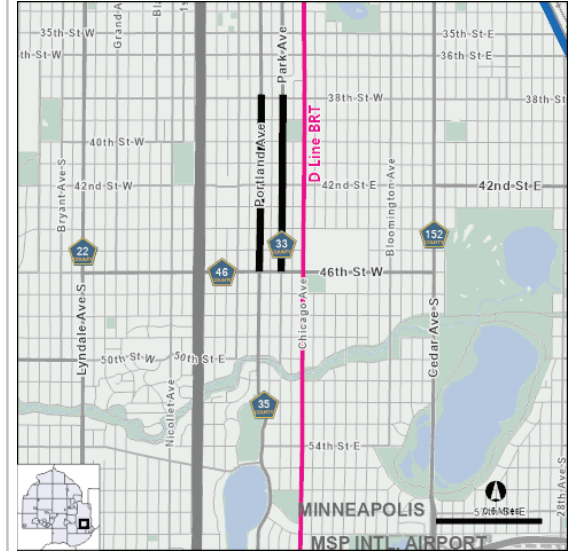
Purpose & Description:

The existing corridors along Park Avenue (CSAH 33) and Portland Avenue (CSAH 35) include designs that have experienced a relatively high frequency of crashes. The predominant crash types include right-angle, sideswipe, and rear-end related. In addition, relatively high percentages of people driving have been observed traveling above the posted 30 mph speed limit. These conditions present uncomfortable experiences for people walking and biking along and across Park Avenue (CSAH 33) and Portland Avenue (CSAH 35); which serve as key connections in the Bicycle Transportation System between the City of Bloomington and Downtown Minneapolis.

The objectives of this project include improving safety, comfort, and accessibility along Park Avenue (CSAH 33) and Portland Avenue (CSAH 35) with a focus on introducing proven safety countermeasures and Complete and Green Streets design strategies. The location and type of improvements will be determined as part of the project development process based on stakeholder input, data analysis, and environmental review; however, anticipated improvements may include the following:

- One-way curb separated bikeway (as feasible) to physically separate people biking from people driving
- Curb extensions (as feasible) to improve pedestrian visibility and shorten the crossing distance for people walking and biking
- Center medians (as feasible) to slow vehicle speeds and further reduce the crossing distance for people walking and rolling
- ADA compliant pedestrian ramps to facilitate accessible travel throughout the corridor, including at intervals throughout the corridor to facilitate accessible parking spaces
- Signal upgrades to the latest technologies, including the installation of Accessible Pedestrian Signals (APS).

This project was awarded federal formula funding through MnDOT's 2022 and 2024 Highway Safety Improvement Program (HSIP).



| REVENUE | Budget To-Date | Act & Enc | Balance | 2025 Budget | 2026 | 2027 | 2028 | 2029 | Future | Total |
|----------------------------|----------------|----------------|----------------|------------------|----------------|------------------|------|------|--------|-------------------|
| Federal - Other - Roads | | | | | | 4,000,000 | | | | 4,000,000 |
| Mn/DOT State Aid - Flex ES | 580,000 | | 580,000 | 1,187,000 | 182,000 | 3,168,000 | | | | 5,117,000 |
| Minneapolis | 40,000 | | 40,000 | 141,000 | 160,000 | 2,112,000 | | | | 2,453,000 |
| Total | 620,000 | | 620,000 | 1,328,000 | 342,000 | 9,280,000 | | | | 11,570,000 |
| EXPENSE | Budget To-Date | Act & Enc | Balance | 2025 Budget | 2026 | 2027 | 2028 | 2029 | Future | Total |
| Right of Way | | | | 58,000 | 232,000 | | | | | 290,000 |
| Construction | | | | | | 7,520,000 | | | | 7,520,000 |
| Consulting | 520,000 | 449,766 | 70,234 | 990,000 | | | | | | 1,510,000 |
| Contingency | 100,000 | | 100,000 | 280,000 | 110,000 | 1,760,000 | | | | 2,250,000 |
| Total | 620,000 | 449,766 | 170,234 | 1,328,000 | 342,000 | 9,280,000 | | | | 11,570,000 |

| | |
|---|---------------------------------|
| Project Name: 2220700 CSAH 33 & 35 - Park & Portland improve safety 46th to 38th | Funding Start: 2024 |
| Major Program: Public Works | Funding Completion: 2027 |
| Department: Transportation Roads & Bridges | |

| Current Year's CIP Process Summary | Budget To-Date | 2025 Budget | 2026 | 2027 | 2028 | 2029 | Future | Total |
|------------------------------------|----------------|-------------|---------|-----------|------|------|--------|------------|
| Department Requested | 620,000 | 1,328,000 | 342,000 | 9,280,000 | | | | 11,570,000 |
| Administrator Proposed | 620,000 | 1,328,000 | 342,000 | 9,280,000 | | | | 11,570,000 |
| CBTF Recommended | 620,000 | 1,328,000 | 342,000 | 9,280,000 | | | | 11,570,000 |
| Board Approved Final | 620,000 | 1,328,000 | 342,000 | 9,280,000 | | | | 11,570,000 |

Scheduling Milestones (major phases only):

| Activity | Anticipated Timeframe |
|-------------------|-----------------------|
| Planning | Q2 2022 - Q4 2023 |
| Design | Q1 2024 - Q3 2026 |
| Bid Advertisement | Q4 2026 |
| Construction | Q1 2027 - Q4 2028 |
| Completion | 2029 |

Project's Effect on the Operating Budget:

Additional planning and design work is required to determine the project's anticipated impact to Transportation Department staff or annual operating costs.

Project's Effect on County Priorities:

This project will reduce disparities in the connectivity domain by providing safe, accessible infrastructure for all modes of travel. These improvements to multimodal connections advance the county's goal of reducing vehicle miles traveled per capita. This is especially important as the project is located in an area that includes of relatively high percentages of people with limited mobility.

Changes from Prior CIP:

- Project budget increased by \$5.0 million from \$6.6 million to \$11.6 million in recognition of additional federal formula funding being requested through MnDOT's 2024 Highway Safety Improvement Program (HSIP) Solicitation for multimodal safety improvements along Park Avenue (CSAH 33) and Portland Avenue (CSAH 35).
- Right of Way activities increased by \$0.2 million from \$0.1 million to \$0.3 million.
- Construction activities increased by \$3.2 million from \$4.4 million to \$7.5 million.
- Consulting activities increased by \$0.6 million from \$0.9 million to \$1.5 million.
- Contingencies increased by \$1.0 million from \$1.3 million to \$2.3 million.

Board Resolutions / Supplemental Information:

Project Budget Notes:
 Capital Project 2220701 must be authorized by MnDOT State Aid by June 30, 2027 through FHWA to avoid jeopardizing federal funds; whereas, Capital Project 2220702 must be authorized by MnDOT State Aid by June 30, 2028 to avoid jeopardizing federal funds.

Project development is being managed within the following subprojects to leverage federal funding that has been awarded to Hennepin County.

- Capital Project 2220701 - Multimodal safety improvements along Park Avenue (CSAH 33) and Portland Avenue (CSAH 35) from 42nd Street to 38th Street (as tracked under SP 027-633-008 by MnDOT). This project received concurrence by MnDOT State Aid to utilize Flex Excess Sum Funds on January 31, 2024.
- Capital Project 2220702 - Multimodal safety improvements along Park Avenue (CSAH 33) and Portland Avenue (CSAH 35) from 46th Street (CSAH 46) to 42nd Street (as tracked under SP 027-633-TBD by MnDOT)

RESOLUTION 24-0049 (adopted 02/06/2024) authorized:

- Execute Agmt PR00005867 with HDR Engineering, Inc. to provide preliminary and final design for County Projects 2220300 and 2220700 at an amount NTE \$1.9 million.

| Last Year's CIP Process Summary | Budget To-Date | 2024 | 2025 | 2026 | 2027 | 2028 | Future | Total |
|---------------------------------|----------------|---------|---------|--------|-----------|------|--------|-----------|
| Department Requested | | 620,000 | 444,000 | 76,000 | 5,450,000 | | | 6,590,000 |
| Administrator Proposed | | 620,000 | 444,000 | 76,000 | 5,450,000 | | | 6,590,000 |
| CBTF Recommended | | 620,000 | 444,000 | 76,000 | 5,450,000 | | | 6,590,000 |
| Board Approved Final | | 620,000 | 444,000 | 76,000 | 5,450,000 | | | 6,590,000 |

Project Name: 2167301 CSAH 36 & 37 - Univ Ave Multimodal E Line fr I-35W to Oak
Major Program: Public Works
Department: Transportation Roads & Bridges

Funding Start: 2020
Funding Completion: 2023

Summary:

Multimodal improvements along University Ave SE (CSAH 36) and 4th St SE (CSAH 37) from I-35W to Oak St SE in the City of Minneapolis.

Purpose & Description:

University Avenue SE (CSAH 36) and 4th Street SE (CSAH 37) operate as one-way pairs near the University of Minnesota East Bank Campus. Bicycle facilities were first introduced along these corridors in the 1990s and were originally designed with an extended concrete gutter pan that offered a high-visibility bicycle facility. In 2014, the bicycle facility along 4th Street SE (CSAH 37) was shifted from the south to the north side to provide a more conventional configuration. Presently, further enhancements are desired based on the relatively high traffic volumes (25,000 vehicles per day), frequency of bicycle turning movements, and potential conflicts with transit services.

Transportation Operations completed an overlay on University Avenue SE (CSAH 36) in 2019. County staff implemented minor striping changes as part of the overlay project to pilot additional improvements for people biking and monitor their effectiveness.

The proposed project will enhance bicycle facilities along University Avenue SE (CSAH 36) and 4th Street SE (CSAH 37). It is anticipated that physical separation between people biking and driving will be considered; improving the comfort level for bicyclists. Other project elements will include ADA upgrades and signal modifications. Additionally, Transportation Operations has requested a pavement overlay along 4th Street SE (CSAH 37) be included to address poor pavement conditions and minimize construction impacts to this heavily traveled area near the University of Minnesota. Furthermore, this project will be coordinated with Metro Transit's E Line Arterial Bus Rapid Transit (ABRT) service. The E Line service will extend along University Avenue SE (CSAH 36) and 4th Street SE (CSAH 37) and is anticipated to include ABRT stations at 11th Avenue SE, 15th Avenue SE, and Ridder Arena. Enhancements to the bikeway facilities along University Avenue SE (CSAH 36) and 4th Street SE (CSAH 37) will improve first/last mile connections to nearby ABRT stations.

Federal formula funding was awarded in 2018 through the Metropolitan Council's Regional Solicitation for this project.



| REVENUE | Budget To-Date | Act & Enc | Balance | 2025 Budget | 2026 | 2027 | 2028 | 2029 | Future | Total |
|------------------------------------|-------------------|-------------------|------------------|-------------|------|------|------|------|--------|-------------------|
| Property Tax | 100,000 | 100,000 | | | | | | | | 100,000 |
| Federal - Other - Roads | 5,500,000 | 3,776,117 | 1,723,883 | | | | | | | 5,500,000 |
| Mn/DOT State Aid - Regular | 6,450,000 | 5,276,334 | 1,173,666 | | | | | | | 6,450,000 |
| Minneapolis | 6,010,377 | 2,623,465 | 3,386,912 | | | | | | | 6,010,377 |
| Metropolitan Council | 2,300,664 | 1,983,275 | 317,389 | | | | | | | 2,300,664 |
| Transfer - Metro Tax - Complete St | 3,200,000 | 149,551 | 3,050,449 | | | | | | | 3,200,000 |
| Total | 23,561,041 | 13,908,742 | 9,652,299 | | | | | | | 23,561,041 |
| EXPENSE | Budget To-Date | Act & Enc | Balance | 2025 Budget | 2026 | 2027 | 2028 | 2029 | Future | Total |
| Construction | 18,554,387 | 18,905,150 | (350,763) | | | | | | | 18,554,387 |
| Consulting | 2,500,000 | 2,194,940 | 305,060 | | | | | | | 2,500,000 |
| Other Costs | | 4,146 | (4,146) | | | | | | | |
| Contingency | 2,506,654 | | 2,506,654 | | | | | | | 2,506,654 |
| Total | 23,561,041 | 21,104,236 | 2,456,805 | | | | | | | 23,561,041 |

| | |
|--|---------------------------------|
| Project Name: 2167301 CSAH 36 & 37 - Univ Ave Multimodal E Line fr I-35W to Oak | Funding Start: 2020 |
| Major Program: Public Works | Funding Completion: 2023 |
| Department: Transportation Roads & Bridges | |

| Current Year's CIP Process Summary | Budget To-Date | 2025 Budget | 2026 | 2027 | 2028 | 2029 | Future | Total |
|------------------------------------|----------------|-------------|------|------|------|------|--------|------------|
| Department Requested | 23,561,041 | | | | | | | 23,561,041 |
| Administrator Proposed | 23,561,041 | | | | | | | 23,561,041 |
| CBTF Recommended | 23,561,041 | | | | | | | 23,561,041 |
| Board Approved Final | 23,561,041 | | | | | | | 23,561,041 |

Scheduling Milestones (major phases only):

| Activity | Anticipated Timeframe |
|-------------------|-----------------------|
| Planning | 2016 - 2019 |
| Design | Q1 2020 - Q2 2022 |
| Bid Advertisement | Q4 2023 |
| Construction | Q2 2024 - Q4 2025 |
| Completion | 2026 |

Project's Effect on the Operating Budget:

The reduction of approximately 0.70 lane miles from the county roadway system is expected to preserve \$9,660 annually. Maintenance responsibilities of the new protected bikeway facilities are anticipated to be assigned to the City of Minneapolis as part of a cooperative agreement.

Project's Effect on County Priorities:

This project will advance county climate action efforts by improving accessibility and enhancing safety for multi-modal transportation connections to future E Line BRT stations. These improvements to multimodal connections advance the county's goal of reducing vehicle miles traveled per capita.

Changes from Prior CIP:

- Project budget increased by \$3.1 million from \$20.5 million to \$23.6 million to be financed with \$2.1 million from the City of Minneapolis and \$1.0 million from the Metropolitan Council as authorized by Resolution 24-0031.

Board Resolutions / Supplemental Information:

Project Budget Notes:

- This project was authorized by MnDOT State Aid on 07/06/2023 through FHWA under SP 027-636-012.
- This project was approved for a PY Extension (from PY 2022 to PY 2023), to align with the E Line ABRT Project (as approved by the TAB on 06/15/2022 via Action Transmittal 2022-26).

RESOLUTION 20-0020 (adopted on 01/21/2020) authorized:

- Approval of Agmt PR00001478 with Alliant Engineering at a NTE amount of \$1,750,000 for design.

RESOLUTION 22-0199 (adopted on 06/07/2022) authorized:

- Neg Agmt PW 19-20-22 with the City of Minneapolis for cost participation and maintenance responsibilities along CSAH 36 and CSAH 37 at an estimated receivable of \$4,137,607.
- Neg Agmt PW 20-40-22 with MnDOT to authorize the Commissioner of Transportation to act as the county's agent in accepting federal funds on its behalf.
- Excute Amd 1 to PR00001478 with Alliant Engineering at an est county cost NTE \$306,420.

RESOLUTION 23-0186 (adopted on 05/16/2023) authorized:

- Neg Agmt PW 31-67-23 with the Met Council for cost participation and maintenance of six Metro Transit E Line platforms at an estimated receivable of \$1,395,361 (\$1,283,732 capital and \$111,629 operating).
- Increase project budget by \$1,395,361 from \$19,180,000 to \$20,463,732.

RESOLUTION 23-0427 (adopted 11/02/2023) authorized:

- Neg Agmt PW 49-40-23 (state contract 1049878) with MnDOT for construction ROW access at no county cost.
- Amd PR00001478 with Alliant Engineering for final design NTE \$2,106,420.

RESOLUTION 24-0031 (adopted 01/23/2024) authorized:

- Amend budget to add \$2,080,377 from the City of Minneapolis and \$1,016,932 from the Met Council.
- Increase project budget by \$3,097,309 from \$20,463,732 to \$23,561,041.

| Last Year's CIP Process Summary | Budget To-Date | 2024 | 2025 | 2026 | 2027 | 2028 | Future | Total |
|---------------------------------|----------------|------|------|------|------|------|--------|------------|
| Department Requested | 20,463,732 | | | | | | | 20,463,732 |
| Administrator Proposed | 20,463,732 | | | | | | | 20,463,732 |
| CBTF Recommended | 20,463,732 | | | | | | | 20,463,732 |
| Board Approved Final | 20,463,732 | | | | | | | 20,463,732 |

Project Name: 2202200 CSAH 40 - Glenwood Ave ped improvements fr Penn to Bryant
Major Program: Public Works
Department: Transportation Roads & Bridges

Funding Start: 2022
Funding Completion: 2025

Summary:

Multimodal improvements along Glenwood Avenue (CSAH 40) from Penn Avenue (CSAH 2) to Bryant Avenue in the City of Minneapolis.

Purpose & Description:

Glenwood Avenue (CSAH 40) is an east/west corridor that connects Golden Valley and Minneapolis residents to the Downtown Area, along with nearby destinations including schools, places of worship, the Minneapolis Farmers Market, senior housing, and affordable housing. Sidewalk facilities currently exist on both sides of the roadways, however, the existing pedestrian ramps at many of the intersections do not meet current ADA design standards. In these instances, the ramps do not include truncated domes and have relatively steep slopes. These characteristics present challenges for people with limited mobility at each intersection.

The proposed project will replace existing pedestrian ramps and install Accessible Pedestrian Signals (APS) at signalized intersections along the corridor. This project connects to Hennepin County's Glenwood Avenue (CSAH 40) reconstruction project between Aldrich Avenue and 7th Street South that was completed in 2023 (Capital Project 2154001). In addition, this project will complement the Green Line Extension LRT Project as it is located within close proximity to the Royalston Avenue LRT Station. Improvements for people walking will improve first/last mile connections for multi-modal users, especially those with limited mobility.

Federal formula funding was awarded in 2020 through the Metropolitan Council's Regional Solicitation for this project.



| REVENUE | Budget To-Date | Act & Enc | Balance | 2025 Budget | 2026 | 2027 | 2028 | 2029 | Future | Total |
|----------------------------|------------------|----------------|------------------|----------------|------|------|------|------|--------|------------------|
| Property Tax | 270,000 | 120,000 | 150,000 | | | | | | | 270,000 |
| Bonds - GO Roads | 500,000 | | 500,000 | | | | | | | 500,000 |
| Federal - Other - Roads | 1,000,000 | | 1,000,000 | 231,881 | | | | | | 1,231,881 |
| Mn/DOT State Aid - Regular | 1,015,000 | 538,150 | 476,850 | | | | | | | 1,015,000 |
| Minneapolis | 135,000 | 118,414 | 16,586 | | | | | | | 135,000 |
| Total | 2,920,000 | 776,564 | 2,143,436 | 231,881 | | | | | | 3,151,881 |

| EXPENSE | Budget To-Date | Act & Enc | Balance | 2025 Budget | 2026 | 2027 | 2028 | 2029 | Future | Total |
|--------------|------------------|------------------|----------------|----------------|------|------|------|------|--------|------------------|
| Right of Way | 100,000 | 91,825 | 8,175 | | | | | | | 100,000 |
| Construction | 1,970,000 | 1,463,107 | 506,893 | 231,881 | | | | | | 2,201,881 |
| Consulting | 340,000 | 507,875 | (167,875) | | | | | | | 340,000 |
| Contingency | 510,000 | | 510,000 | | | | | | | 510,000 |
| Total | 2,920,000 | 2,062,807 | 857,193 | 231,881 | | | | | | 3,151,881 |

| | |
|--|---------------------------------|
| Project Name: 2202200 CSAH 40 - Glenwood Ave ped improvements fr Penn to Bryant | Funding Start: 2022 |
| Major Program: Public Works | Funding Completion: 2025 |
| Department: Transportation Roads & Bridges | |

| Current Year's CIP Process Summary | Budget To-Date | 2025 Budget | 2026 | 2027 | 2028 | 2029 | Future | Total |
|------------------------------------|----------------|-------------|------|------|------|------|--------|-----------|
| Department Requested | 2,920,000 | | | | | | | 2,920,000 |
| Administrator Proposed | 2,920,000 | 231,881 | | | | | | 3,151,881 |
| CBTF Recommended | 2,920,000 | 231,881 | | | | | | 3,151,881 |
| Board Approved Final | 2,920,000 | 231,881 | | | | | | 3,151,881 |

Scheduling Milestones (major phases only):

| Activity | Anticipated Timeframe |
|-------------------|-----------------------|
| Planning | Q1 2020 - Q4 2021 |
| Design | Q1 2022 - Q1 2024 |
| Bid Advertisement | Q2 2024 |
| Construction | Q3 2024 - Q2 2025 |
| Completion | Q4 2025 |

Board Resolutions / Supplemental Information:

Project Budget Notes:

- This project was authorized by MnDOT State Aid on 07/18/2024 through FHWA under SP 027-640-008.
- Appropriated \$500,000 in County Bonds within the Project Budget for CP 2202200 that were previously programmed in the Penn Avenue Improvements Project (CP 2121100) for improvements at the Penn Avenue (CSAH 2) and Glenwood Avenue (CSAH 40) intersection as recommended by the Penn Avenue Framework Plan.

RESOLUTION 24-0158 (adopted 04/30/2024) authorized:

Project's Effect on the Operating Budget:

Staff does not anticipate that this project will have significant impacts to Transportation Department staff or annual operating costs. The proposed project will primarily replace existing roadside and traffic assets in-kind.

- Neg Agmt PW 16-20-24 with the City of Minneapolis for signal improvements and pedestrian ramp upgrades at an est recv of \$190,220 (\$135,000 capital, \$55,220 operating).
- Increase in City of Minneapolis revenue by \$20,000 from \$115,000 to \$135,000.
- Transfer \$150,000 in Property Tax and \$240,000 in State Aid from CP 2183400 to CP 2202200.
- Increase Project Budget by \$410,000 from \$2,510,000 to \$2,920,000.

Project's Effect on County Priorities:

This project will reduce disparities in the connectivity domain by ensuring accessible connections for people walking and biking to and from the future Green Line Extension LRT station at Royalston Avenue and C Line Arterial Bus Rapid Transit stations located along Olson Memorial Highway (TH 55). This is especially important as the project is located in an area that includes relatively high percentages of households with low-income and people with limited mobility.

Changes from Prior CIP:

- Project budget increased by \$0.4 million from \$2.5 million to \$2.9 million to be financed with \$0.2 million in Property Tax and \$0.2 million in State Aid Regular as authorized by Resolution 24-0158.
- Project budget increased by \$0.2 million from \$2.9 million to \$3.1 million to be financed with \$0.2 million in additional federal funds made available to the project from the region.

| Last Year's CIP Process Summary | Budget To-Date | 2024 | 2025 | 2026 | 2027 | 2028 | Future | Total |
|---------------------------------|----------------|-----------|------|------|------|------|--------|-----------|
| Department Requested | 330,000 | 2,180,000 | | | | | | 2,510,000 |
| Administrator Proposed | 330,000 | 2,180,000 | | | | | | 2,510,000 |
| CBTF Recommended | 330,000 | 2,180,000 | | | | | | 2,510,000 |
| Board Approved Final | 330,000 | 2,180,000 | | | | | | 2,510,000 |

Project Name: 2200700 CSAH 40 - Replace Bridge #94282 over Basset Creek
Major Program: Public Works
Department: Transportation Roads & Bridges

Funding Start: 2023
Funding Completion: 2027

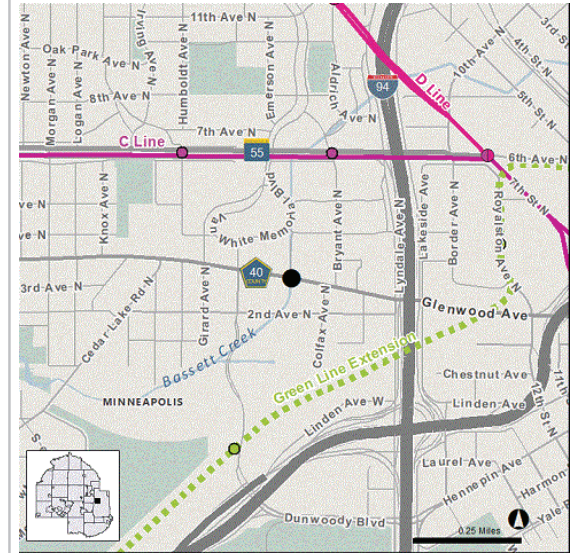
Summary:

Replace existing Bridge #94282 along Glenwood Avenue (CSAH 40) over Basset Creek in the City of Minneapolis.

Purpose & Description:

The existing bridge (built in 1889) consists of a masonry arch that is entirely buried underneath Glenwood Avenue (CSAH 40). The culvert is in relatively poor condition and has been classified as structurally deficient. Its masonry walls are showing signs of extensive deterioration that is allowing water to penetrate through the walls and floor of the structure. This structure is nearing the end of its useful life; therefore, a capital project is recommended as routine maintenance activities are no longer cost effective in extending its useful life. Additionally, this structure is located immediately above other storm and sanitary utilities; suggesting relatively complicated underground conditions.

At this time, the specific type of improvement has not yet been determined. However, county staff will investigate options to preserve the existing structure as part of the project development process. An alternative to full replacement may be preferred as it offers a more cost effective investment, and also minimize disruptions to the travelling public. It is anticipated that any incidental pavement, sidewalk, and drainage elements disturbed by the project will be replaced in-kind. Without future improvements, the bridge structure will continue to deteriorate and require frequent maintenance and repair.



| REVENUE | Budget To-Date | Act & Enc | Balance | 2025 Budget | 2026 | 2027 | 2028 | 2029 | Future | Total |
|----------------------------|----------------|-----------|----------------|----------------|------|------------------|------|------|--------|------------------|
| Mn/DOT State Aid - Regular | 580,000 | | 580,000 | 866,000 | | 3,544,000 | | | | 4,990,000 |
| Minneapolis | 90,000 | | 90,000 | (90,000) | | | | | | 0 |
| Metropolitan Council | | | | 14,000 | | 886,000 | | | | 900,000 |
| Total | 670,000 | | 670,000 | 790,000 | | 4,430,000 | | | | 5,890,000 |
| EXPENSE | Budget To-Date | Act & Enc | Balance | 2025 Budget | 2026 | 2027 | 2028 | 2029 | Future | Total |
| Right of Way | 70,000 | | 70,000 | 120,000 | | | | | | 190,000 |
| Construction | | | | | | 3,440,000 | | | | 3,440,000 |
| Consulting | 560,000 | | 560,000 | 600,000 | | | | | | 1,160,000 |
| Contingency | 40,000 | | 40,000 | 70,000 | | 990,000 | | | | 1,100,000 |
| Total | 670,000 | | 670,000 | 790,000 | | 4,430,000 | | | | 5,890,000 |

| | |
|--|---------------------------------|
| Project Name: 2200700 CSAH 40 - Replace Bridge #94282 over Basset Creek | Funding Start: 2023 |
| Major Program: Public Works | Funding Completion: 2027 |
| Department: Transportation Roads & Bridges | |

| Current Year's CIP Process Summary | Budget To-Date | 2025 Budget | 2026 | 2027 | 2028 | 2029 | Future | Total |
|------------------------------------|----------------|-------------|------|-----------|------|------|--------|-----------|
| Department Requested | 670,000 | 790,000 | | 4,430,000 | | | | 5,890,000 |
| Administrator Proposed | 670,000 | 790,000 | | 4,430,000 | | | | 5,890,000 |
| CBTF Recommended | 670,000 | 790,000 | | 4,430,000 | | | | 5,890,000 |
| Board Approved Final | 670,000 | 790,000 | | 4,430,000 | | | | 5,890,000 |

Scheduling Milestones (major phases only):

| Activity | Anticipated Timeframe |
|-------------------|-----------------------|
| Planning | 2021 - Q2 2024 |
| Design | Q3 2024 - Q4 2026 |
| Bid Advertisement | Q1 2027 |
| Construction | Q2 2027 - Q3 2027 |
| Completion | 2028 |

Project's Effect on the Operating Budget:

Staff does not anticipate that this project will have significant impacts to Transportation Department staff or annual operating costs. The proposed project will primarily replace or rehabilitate existing bridge assets in-kind.

Project's Effect on County Priorities:

This project will reduce disparities in the connectivity domain by preserving a culvert nearing the end of its useful life, ensuring mobility for all modes. This is especially important as the project is located in an area that includes relatively high percentages of people with limited mobility and households with low income.

Changes from Prior CIP:

- Project rescheduled from Program Year 2026 to Program Year 2027 to allow for coordination with the Metropolitan Council's sanitary sewer needs located within close proximity to the project area.
- Revenue from the Metropolitan Council substituted for the City of Minneapolis in recognition of the ownership of sanitary sewer utilities located within the project area.
- Project Budget increased by \$2.1 million from \$3.8 million to \$5.9 million to be financed with \$2.1 million in State Aid Regular.
- Construction activities increased by \$1.4 million from \$2.0 million to \$3.4 million based on a revised Engineer's Estimate.
- Consulting activities increased by \$0.5 million from \$0.7 million to \$1.2 million.
- Contingencies increased by \$0.2 million from \$0.9 million to \$1.1 million.

Board Resolutions / Supplemental Information:

| Last Year's CIP Process Summary | Budget To-Date | 2024 | 2025 | 2026 | 2027 | 2028 | Future | Total |
|---------------------------------|----------------|---------|---------|-----------|------|------|--------|-----------|
| Department Requested | 60,000 | 610,000 | 300,000 | 2,800,000 | | | | 3,770,000 |
| Administrator Proposed | 60,000 | 610,000 | 300,000 | 2,800,000 | | | | 3,770,000 |
| CBTF Recommended | 60,000 | 610,000 | 300,000 | 2,800,000 | | | | 3,770,000 |
| Board Approved Final | 60,000 | 610,000 | 300,000 | 2,800,000 | | | | 3,770,000 |

Project Name: 2182000 CSAH 51 - Reconst Sunset fr Shoreline to Shadywood CSAH 19
Major Program: Public Works
Department: Transportation Roads & Bridges

Funding Start: 2019
Funding Completion: 2025

Summary:

Reconstruct Sunset Drive (CSAH 51) from Shoreline Drive (CSAH 15) to Shadywood Road (CSAH 19) in the City of Spring Park.

Purpose & Description:

The existing roadway (last reconstructed in 1969) is nearing the end of its useful life and warrants replacement as routine maintenance activities are no longer cost effective in preserving assets. The current roadway lacks curb and gutter to provide adequate drainage; presenting issues for property owners along Sunset Drive (CSAH 51) during intense weather events.

The City of Spring Park completed an Infrastructure Asset Management Plan in 2017 that reported water and sanitary utilities (originally installed in 1964) in relatively poor condition within the proposed project limits. In response, the City of Spring Park formally requested this project from Hennepin County in 2017 to leverage an opportunity to address aged sanitary and water utilities in conjunction with a roadway project in an effort to reduce impacts to users.

It is anticipated that the proposed project will include new pavement, curb and gutter to provide sufficient drainage, and a sidewalk facility to provide space for people walking. In addition, Complete and Green Streets design strategies will be introduced to better facilitate pedestrian, bicycle, and vehicle movements near the Dakota Rail Regional Light Rail Transit (LRT) Trail crossing to improve user safety and comfort.

State discretionary funding was awarded to the City of Spring Park in 2023 through MnDOT's Local Road Improvement Program (LRIP) for this project.



| REVENUE | Budget To-Date | Act & Enc | Balance | 2025 Budget | 2026 | 2027 | 2028 | 2029 | Future | Total |
|------------------------------|------------------|----------------|------------------|------------------|------|------|------|------|--------|-------------------|
| Mn/DOT State Aid - Municipal | 6,040,000 | | 6,040,000 | 2,660,000 | | | | | | 8,700,000 |
| Spring Park | 1,580,000 | | 1,580,000 | 2,050,000 | | | | | | 3,630,000 |
| Total | 7,620,000 | | 7,620,000 | 4,710,000 | | | | | | 12,330,000 |
| EXPENSE | Budget To-Date | Act & Enc | Balance | 2025 Budget | 2026 | 2027 | 2028 | 2029 | Future | Total |
| Right of Way | 1,200,000 | | 1,200,000 | | | | | | | 1,200,000 |
| Construction | 4,200,000 | | 4,200,000 | 4,140,000 | | | | | | 8,340,000 |
| Consulting | 1,120,000 | 320,844 | 799,156 | | | | | | | 1,120,000 |
| Contingency | 1,100,000 | | 1,100,000 | 570,000 | | | | | | 1,670,000 |
| Total | 7,620,000 | 320,844 | 7,299,156 | 4,710,000 | | | | | | 12,330,000 |

| | |
|---|---------------------------------|
| Project Name: 2182000 CSAH 51 - Reconst Sunset fr Shoreline to Shadywood CSAH 19 | Funding Start: 2019 |
| Major Program: Public Works | Funding Completion: 2025 |
| Department: Transportation Roads & Bridges | |

| Current Year's CIP Process Summary | Budget To-Date | 2025 Budget | 2026 | 2027 | 2028 | 2029 | Future | Total |
|------------------------------------|----------------|-------------|------|------|------|------|--------|------------|
| Department Requested | 7,620,000 | 4,710,000 | | | | | | 12,330,000 |
| Administrator Proposed | 7,620,000 | 4,710,000 | | | | | | 12,330,000 |
| CBTF Recommended | 7,620,000 | 4,710,000 | | | | | | 12,330,000 |
| Board Approved Final | 7,620,000 | 4,710,000 | | | | | | 12,330,000 |

Scheduling Milestones (major phases only):

| Activity | Anticipated Timeframe |
|-------------------|-----------------------|
| Planning | 2018 - 2020 |
| Design | Q1 2021 - Q2 2025 |
| Bid Advertisement | Q3 2025 |
| Construction | Q4 2025 - Q4 2027 |
| Completion | 2028 |

Board Resolutions / Supplemental Information:

Project Budget Notes:

- The City of Spring Park received \$1,500,000 in State GO Bonds as part of MnDOT's 2023 Local Road Improvement Program (LRIP) as tracked under SAP 027-594-005. A Grant Agreement must be executed by 12/01/2027 to avoid jeopardizing state discretionary funds.

Project's Effect on the Operating Budget:

Staff does not anticipate that this project will have significant impacts to Transportation Department staff or annual operating costs. The installation of one new rectangular rapid flashing beacon (RRFB) system is anticipated to require \$100 in maintenance costs annually. Maintenance responsibilities of the new sidewalk facility are anticipated to be assigned to the City of Spring Park as part of a cooperative agreement.

Project's Effect on County Priorities:

This project will reduce disparities in the connectivity domain by providing safe connections for people walking, biking and rolling. These improvements to multimodal connections advance the county's goal of reducing vehicle miles traveled per capita. This is especially important as the project is located in an area that includes relatively high percentages of people with limited mobility. In addition, green streets elements will have a positive impact on water impairments in Minnehaha Creek.

Changes from Prior CIP:

- Project budget increased by \$4.7 million from \$7.6 million to \$12.3 million to be financed with \$2.7 million in State Aid Municipal and \$2.0 million from the City of Spring Park.
- Construction activities increased by \$4.1 million from \$4.2 million to \$8.3 million based on a revised Engineer's Estimate.
- Contingencies increased by \$0.6 million from \$1.1 million to \$1.7 million.

| Last Year's CIP Process Summary | Budget To-Date | 2024 | 2025 | 2026 | 2027 | 2028 | Future | Total |
|---------------------------------|----------------|---------|------|------|------|------|--------|-----------|
| Department Requested | 7,020,000 | 600,000 | | | | | | 7,620,000 |
| Administrator Proposed | 7,020,000 | 600,000 | | | | | | 7,620,000 |
| CBTF Recommended | 7,020,000 | 600,000 | | | | | | 7,620,000 |
| Board Approved Final | 7,020,000 | 600,000 | | | | | | 7,620,000 |

Project Name: 2230600 CSAH 52 - Participate in MnDOT reconst fr Industrial to 33rd
Major Program: Public Works
Department: Transportation Roads & Bridges

Funding Start: 2028
Funding Completion: 2028

Summary:

Participate in MnDOT's reconstruction project along Hennepin Avenue (CSAH 52) from Industrial Boulevard to 33rd Avenue SE in the City of Minneapolis.

Purpose & Description:

MnDOT is planning a preservation project along TH 280 from I-94 to I-35W that includes access changes at Broadway Street NE that's anticipated to result in significant changes to travel patterns in the area. Of specific note, is an increase in heavy commercial volumes along Hennepin Avenue (CSAH 52), including a high percentage of westbound right-turning trucks at the Industrial Boulevard intersection. A review of the county's Asset Management System reported roadway assets were nearing the end of their useful life (last reconstructed in the 1940s), and that a full reconstruction was warranted as routine maintenance activities (such as overlays and crackseals) are no longer cost effective in preserving assets. In addition, the existing railroad crossing located at Industrial Boulevard is showing signs of deterioration, presenting poor surface conditions for people walking, biking, and driving through the area.

In recognition of the opportunity to coordinate the county's asset needs along Hennepin Avenue (CSAH 52) with MnDOT's TH 280 Project, county staff have requested that the following improvements are explored during MnDOT's project development process:

- Pavement reconstruction with corresponding curb, drainage, and sidewalk facilities
- 4 to 3 lane conversion with turn lanes at key locations
- Traffic signal, railroad crossing surface, and railroad crossing gate replacement at Industrial Boulevard
- New multimodal crossing at the Industrial Boulevard intersection as part of the future Minneapolis Park and Recreation Board's Grand Rounds Network



| REVENUE | Budget To-Date | Act & Enc | Balance | 2025 Budget | 2026 | 2027 | 2028 | 2029 | Future | Total |
|-------------------------------------|----------------|-----------|---------|-------------|------|------|------------------|------|--------|------------------|
| Transfer - Metro Tax - Preservation | | | | | | | 3,850,000 | | | 3,850,000 |
| Total | | | | | | | 3,850,000 | | | 3,850,000 |

| EXPENSE | Budget To-Date | Act & Enc | Balance | 2025 Budget | 2026 | 2027 | 2028 | 2029 | Future | Total |
|--------------|----------------|-----------|---------|-------------|------|------|------------------|------|--------|------------------|
| Right of Way | | | | | | | 40,000 | | | 40,000 |
| Construction | | | | | | | 2,720,000 | | | 2,720,000 |
| Consulting | | | | | | | 550,000 | | | 550,000 |
| Contingency | | | | | | | 540,000 | | | 540,000 |
| Total | | | | | | | 3,850,000 | | | 3,850,000 |

| | |
|--|---------------------------------|
| Project Name: 2230600 CSAH 52 - Participate in MnDOT reconstr fr Industrial to 33rd | Funding Start: 2028 |
| Major Program: Public Works | Funding Completion: 2028 |
| Department: Transportation Roads & Bridges | |

| Current Year's CIP Process Summary | Budget To-Date | 2025 Budget | 2026 | 2027 | 2028 | 2029 | Future | Total |
|------------------------------------|----------------|-------------|------|------|-----------|------|--------|-----------|
| Department Requested | | | | | 3,850,000 | | | 3,850,000 |
| Administrator Proposed | | | | | 3,850,000 | | | 3,850,000 |
| CBTF Recommended | | | | | 3,850,000 | | | 3,850,000 |
| Board Approved Final | | | | | 3,850,000 | | | 3,850,000 |

Scheduling Milestones (major phases only):

| Activity | Anticipated Timeframe |
|-------------------|-----------------------|
| Planning | Q2 2023 - Q4 2025 |
| Design | Q1 2026 - Q4 2027 |
| Bid Advertisement | Q1 2028 |
| Construction | Q2 2028 - Q4 2028 |
| Completion | 2029 |

Project's Effect on the Operating Budget:

Additional planning and design work is required to determine the project's anticipated impact to Transportation Department staff or annual operating costs.

Project's Effect on County Priorities:

This project will reduce disparities in the connectivity domain by creating safe and accessible transportation facilities for all modes of travel including those walking, biking, rolling, and using transit. These improvements to multimodal connections advance the county's goal of reducing vehicle miles traveled per capita. This is especially important as the project is located in an area that includes relatively high percentages of households with low income.

Changes from Prior CIP:

- This is a new project request by Transportation Project Delivery for the 2025-2029 Transportation CIP to cost participation in MnDOT's TH 280 project that involves the reconstruction of Hennepin Avenue (CSAH 52) from Industrial Boulevard to 33rd Avenue SE in the City of Minneapolis.

Board Resolutions / Supplemental Information:

| Last Year's CIP Process Summary | Budget To-Date | 2024 | 2025 | 2026 | 2027 | 2028 | Future | Total |
|---------------------------------|----------------|------|------|------|------|------|--------|-------|
| Department Requested | | | | | | | | |
| Administrator Proposed | | | | | | | | |
| CBTF Recommended | | | | | | | | |
| Board Approved Final | | | | | | | | |

Project Name: 2210100 CSAH 52 - Hennepin Ave safety improvements fr 10th to 11th SE
Major Program: Public Works
Department: Transportation Roads & Bridges

Funding Start: 2022
Funding Completion: 2024

Summary:

Multimodal safety improvements along Hennepin Avenue (CSAH 52) from 10th Avenue SE to 11th Avenue SE in the City of Minneapolis.

Purpose & Description:

The existing intersections of Hennepin Avenue (CSAH 52) at 10th Avenue SE and 11th Avenue SE experience a relatively high number of crashes compared to similar intersections throughout the county. The predominant crash type at the Hennepin Avenue (CSAH 52) and 10th Avenue SE intersection is left-turn related, with the vast majority involving westbound left-turning vehicles (representing approximately 60% of the reported crashes). Conversely, the predominant crash type at the Hennepin Avenue (CSAH 52) and 11th Avenue SE intersection is rear-end related, with the vast majority involving northbound right-turning vehicles (representing approximately 42% of the reported crashes). The proposed project will improve user safety, mobility, and accessibility by implementing the following objectives:

- Replacement and upgrade of traffic signal systems to the latest technologies to promote flexible signal operations
- Elimination of the channelized right-turn island (where feasible) to provide a more compact intersection design
- Modification of raised medians and curb lines (where feasible) to promote traffic calming through the intersections
- Upgrade of multimodal accommodations to current ADA design standards to ensure accessibility

Staff recommended the project for the Highway Safety Improvement Program (HSIP) given the high number of crashes. This data driven approach is based on the county's crash system that assigns a dollar value to each of the crashes experienced in recent history.

Federal formula funding was awarded for this project in 2020 through MnDOT's Highway Safety Improvement Program (HSIP).



| REVENUE | Budget To-Date | Act & Enc | Balance | 2025 Budget | 2026 | 2027 | 2028 | 2029 | Future | Total |
|----------------------------|------------------|------------------|----------------|-------------|------|------|------|------|--------|------------------|
| Property Tax | 30,000 | 30,000 | | | | | | | | 30,000 |
| Federal - Other - Roads | 1,368,000 | 1,208,244 | 159,756 | | | | | | | 1,368,000 |
| Mn/DOT State Aid - Regular | 140,000 | 262,244 | (122,244) | | | | | | | 140,000 |
| Mn/DOT State Aid - Flex ES | 320,000 | | 320,000 | | | | | | | 320,000 |
| Minneapolis | 300,000 | 195,542 | 104,458 | | | | | | | 300,000 |
| Total | 2,158,000 | 1,696,030 | 461,970 | | | | | | | 2,158,000 |

| EXPENSE | Budget To-Date | Act & Enc | Balance | 2025 Budget | 2026 | 2027 | 2028 | 2029 | Future | Total |
|--------------|------------------|------------------|----------------|-------------|------|------|------|------|--------|------------------|
| Right of Way | 15,000 | | 15,000 | | | | | | | 15,000 |
| Construction | 1,585,000 | 1,582,970 | 2,030 | | | | | | | 1,585,000 |
| Consulting | 325,000 | 313,372 | 11,628 | | | | | | | 325,000 |
| Contingency | 233,000 | | 233,000 | | | | | | | 233,000 |
| Total | 2,158,000 | 1,896,342 | 261,658 | | | | | | | 2,158,000 |

| | |
|--|---------------------------------|
| Project Name: 2210100 CSAH 52 - Hennepin Ave safety improvements fr 10th to 11th SE | Funding Start: 2022 |
| Major Program: Public Works | Funding Completion: 2024 |
| Department: Transportation Roads & Bridges | |

| Current Year's CIP Process Summary | Budget To-Date | 2025 Budget | 2026 | 2027 | 2028 | 2029 | Future | Total |
|------------------------------------|----------------|-------------|------|------|------|------|--------|-----------|
| Department Requested | 2,158,000 | | | | | | | 2,158,000 |
| Administrator Proposed | 2,158,000 | | | | | | | 2,158,000 |
| CBTF Recommended | 2,158,000 | | | | | | | 2,158,000 |
| Board Approved Final | 2,158,000 | | | | | | | 2,158,000 |

Scheduling Milestones (major phases only):

| Activity | Anticipated Timeframe |
|-------------------|-----------------------|
| Planning | 2020 - 2021 |
| Design | Q1 2022 - Q4 2023 |
| Bid Advertisement | Q1 2024 |
| Construction | Q3 2024 - Q2 2025 |
| Completion | Q4 2025 |

Project's Effect on the Operating Budget:

Staff does not anticipate that this project will have significant impacts to Transportation Department staff or annual operating costs. The proposed project will primarily replace existing roadside and traffic assets in-kind.

Project's Effect on County Priorities:

This project will reduce disparities in the connectivity domain by providing safe and accessible connections across I-35W, a significant barrier for those walking and biking along Hennepin Avenue (CSAH 52). This project specifically focuses on safety through proven countermeasures to address crash patterns experienced along the corridor.

Changes from Prior CIP:

- Project budget increased by \$0.2 million from \$2.0 million to \$2.2 million to be financed with \$0.2 million in State Aid Flex Excess Sum as authorized by Resolution 24-0166.

Board Resolutions / Supplemental Information:

Project Budget Notes:

- This project was authorized by MnDOT State Aid on February 2, 2024 (as tracked under SP 027-652-043 by MnDOT).

RESOLUTION 24-0023 (adopted 01/23/2024) authorized:

- Neg Agmt PW 03-40-24 (State Contract No 1055031) with MnDOT and the City of Minneapolis for construction right of way access and maintenance responsibilities at no county cost.
- Neg Agmt PW 04-20-24 with the City of Minneapolis for cost participation and maintenance responsibilities for safety improvements at an estimated county receivable of \$262,611 (\$137,494 capital and \$125,117 operating)

RESOLUTION 24-0166 (adopted 04/16/2024) authorized:

- Amdt to the Project Budget for CP 2210100 with an increase of \$230,000 from \$1,928,000 to \$2,158,000 to be financed with \$210,000 in State Aid Flex Excess Sum and \$20,000 from Minneapolis.

| Last Year's CIP Process Summary | Budget To-Date | 2024 | 2025 | 2026 | 2027 | 2028 | Future | Total |
|---------------------------------|----------------|-----------|------|------|------|------|--------|-----------|
| Department Requested | 300,000 | 1,628,000 | | | | | | 1,928,000 |
| Administrator Proposed | 300,000 | 1,628,000 | | | | | | 1,928,000 |
| CBTF Recommended | 300,000 | 1,628,000 | | | | | | 1,928,000 |
| Board Approved Final | 300,000 | 1,628,000 | | | | | | 1,928,000 |

Project Name: 2182100 CSAH 52 - Hennepin 1st Multimodal E Line fr Main St to 8th St
Major Program: Public Works
Department: Transportation Roads & Bridges

Funding Start: 2019
Funding Completion: 2024

Summary:

Multimodal improvements along Hennepin and 1st Avenues (CSAH 52) from Main Street SE (CSAH 23) to 8th Street SE in the City of Minneapolis.

Purpose & Description:

Hennepin and 1st Avenues (CSAH 52) operate as one-way pairs in this area east of the Mississippi River. Each roadway includes sidewalks on both sides, three vehicle lanes, and many locations where on-street parking is permitted. Bikeway facilities currently exist long these corridors to the west; however, facilities terminate at Main Street SE (CSAH 23). As part of a 2020 paving project, on-street bikeway facilities were implemented along Hennepin Avenue (CSAH 52) to the east from 8th Street NE to I-35W.

The proposed project will introduce a bikeway along Hennepin and 1st Avenues (CSAH 52) by reallocating space as necessary. Other project elements anticipated include: intersection redesigns to promote traffic calming, signal replacements, and pedestrian improvements (including ADA upgrades, APS installation, and curb extensions). An overlay on 1st Avenue (CSAH 52) will also be incorporated to maintain pavement in good condition. This project will connect people from Downtown to Northeast Minneapolis and complement Metro Transit's E Line service that will operate along Hennepin Avenue (CSAH 52). Furthermore, a transit priority lane along both Hennepin and 1st Avenues (CSAH 52) is being considered to promote faster and more reliable E Line service.

Federal formula funding was awarded in 2018 through the Metropolitan Council's Regional Solicitation for this project.



| REVENUE | Budget To-Date | Act & Enc | Balance | 2025 Budget | 2026 | 2027 | 2028 | 2029 | Future | Total |
|------------------------------------|-------------------|-------------------|-------------------|-------------|------|------|------|------|--------|-------------------|
| Wheelage Tax | 1,497,000 | 1,122,750 | 374,250 | | | | | | | 1,497,000 |
| Federal - Other - Roads | 5,500,000 | 2,386,159 | 3,113,841 | | | | | | | 5,500,000 |
| Mn/DOT State Aid - Regular | 9,590,000 | 7,943,405 | 1,646,595 | | | | | | | 9,590,000 |
| State - Other - Roads | 1,691,408 | 190,491 | 1,500,917 | | | | | | | 1,691,408 |
| Minneapolis | 6,023,246 | 2,724,674 | 3,298,572 | | | | | | | 6,023,246 |
| Metropolitan Council | 1,033,065 | 876,456 | 156,609 | | | | | | | 1,033,065 |
| Mpls Park & Rec Board | 966,902 | 466,553 | 500,349 | | | | | | | 966,902 |
| Transfer - Metro Tax - Complete St | 1,950,000 | 230,357 | 1,719,643 | | | | | | | 1,950,000 |
| Total | 28,251,621 | 15,940,845 | 12,310,776 | | | | | | | 28,251,621 |

| EXPENSE | Budget To-Date | Act & Enc | Balance | 2025 Budget | 2026 | 2027 | 2028 | 2029 | Future | Total |
|--------------|-------------------|-------------------|------------------|-------------|------|------|------|------|--------|-------------------|
| Right of Way | 1,400,000 | 1,164,504 | 235,496 | | | | | | | 1,400,000 |
| Construction | 19,480,559 | 19,489,558 | (8,999) | | | | | | | 19,480,559 |
| Consulting | 3,978,065 | 3,983,729 | (5,664) | | | | | | | 3,978,065 |
| Other Costs | | 4,241 | (4,241) | | | | | | | |
| Contingency | 3,392,997 | | 3,392,997 | | | | | | | 3,392,997 |
| Total | 28,251,621 | 24,642,033 | 3,609,588 | | | | | | | 28,251,621 |

| | |
|--|---------------------------------|
| Project Name: 2182100 CSAH 52 - Hennepin 1st Multimodal E Line fr Main St to 8th St | Funding Start: 2019 |
| Major Program: Public Works | Funding Completion: 2024 |
| Department: Transportation Roads & Bridges | |

| Current Year's CIP Process Summary | Budget To-Date | 2025 Budget | 2026 | 2027 | 2028 | 2029 | Future | Total |
|------------------------------------|----------------|-------------|------|------|------|------|--------|------------|
| Department Requested | 28,251,621 | | | | | | | 28,251,621 |
| Administrator Proposed | 28,251,621 | | | | | | | 28,251,621 |
| CBTF Recommended | 28,251,621 | | | | | | | 28,251,621 |
| Board Approved Final | 28,251,621 | | | | | | | 28,251,621 |

Scheduling Milestones (major phases only):

| Activity | Anticipated Timeframe |
|-------------------|-----------------------|
| Planning | 2015 - 2018 |
| Design | Q3 2019 - Q3 2023 |
| Bid Advertisement | Q4 2023 |
| Construction | Q1 2024 - Q4 2025 |
| Completion | 2026 |

Project's Effect on the Operating Budget:

Staff does not anticipate that this project will have significant impacts to Transportation Department staff or annual operating costs. The reduction of approximately 1.20 lane miles from the county roadway system is expected to preserve approximately \$17,000 in maintenance costs annually. Maintenance responsibilities of the new protected bikeway facility are anticipated to be assigned to the City of Minneapolis as part of a cooperative agreement.

Project's Effect on County Priorities:

This project will reduce disparities in the connectivity domain by providing a new protected connection for people biking; as well as safe, accessible connections for all modes to future E Line Arterial BRT stations. This is especially important as the project is located in an area that includes relatively high percentages of people with limited mobility.

Changes from Prior CIP:

- Project budget increased by \$7.8 million from \$20.5 million to \$28.3 million to be financed with \$1.5 million in Wheelage Tax, \$4.0 million in State Aid Regular, \$0.3 million from MnDOT, \$1.7 million from the City of Minneapolis, and \$0.3 million from the Minneapolis Park and Recreation Board as authorized by Resolution 24-0020R1.

Board Resolutions / Supplemental Information:

Project Budget Notes:
Capital Project 2182100 was authorized by MnDOT State Aid on 08/07/2023 under SP 027-652-042.

RESOLUTION 18-0358 (adopted 09/06/2018) authorized:

- Neg Agmt PW 42-20-18 with Mpls for cost participation (\$50,000 in County Bonds from CP 2999973).

RESOLUTION 20-0110 (adopted 04/07/2020) authorized:

- Neg of work authorization under Agmt A177641 with BMI for prelim design at amount NTE \$750,000.

RESOLUTION 21-0424 (adopted 11/16/2021) authorized:

- Neg work authorization under Agmt PR00002153 with BMI for final design at an amount NTE \$1,100,000.
- Neg Agmt PW 19-23-21 with MPRB for design engineering; increase budget for receivable of \$38,000.

RESOLUTION 23-0142 (adopted on 04/11/2023) authorized:

- Neg Agmt PW 02-20-23 with Mpls for project responsibilities at an estimated receivable of \$4,900,573.
- Neg Agmt PW 41-23-22 with MPRB for cost participation at an estimated county receivable of \$739,250 and neg Agmt PW 03-23-23 with MPRB for a temporary construction easement at no cost to the county.
- Neg Agmt PW 04-40-23 with MnDOT for project responsibilities at an estimated receivable of \$1,529,005.
- Neg Agmt PW 05-40-23 to authorize Commissioner of Transportation to accept federal funds on its behalf.
- Neg Agmt PW 23-67-23 with the Met Council for project responsibilities at an estimated county receivable of \$386,438; and maintenance of red pavement markings at an estimated total receivable of \$748,030.
- Increase project budget for CP 2182100 by \$6,212,240 (from \$3,888,000 to \$10,100,240) to be financed with State Aid Regular, Minneapolis, MPRB and Met Council contributions.

RESOLUTION 24-0020R1 (adopted on 01/23/24) authorized:

- Execute Amdt 2 to Agmt PR00002153 with BMI for final design at a NTE amount of \$1,650,000.
- Execute Agmt PR0005723 with BMI for construction administration at an amount NTE \$1,497,000.
- Transfer of \$1,497,000 in Wheelage Tax from CP 2201200 to CP 2182100; as well as various adjustments to Revenues (refer to Resolution 24-0020R1)

| Last Year's CIP Process Summary | Budget To-Date | 2024 | 2025 | 2026 | 2027 | 2028 | Future | Total |
|---------------------------------|----------------|------------|------|------|------|------|--------|------------|
| Department Requested | 10,100,240 | 10,390,000 | | | | | | 20,490,240 |
| Administrator Proposed | 10,100,240 | 10,390,000 | | | | | | 20,490,240 |
| CBTF Recommended | 10,100,240 | 10,390,000 | | | | | | 20,490,240 |
| Board Approved Final | 10,100,240 | 10,390,000 | | | | | | 20,490,240 |

Project Name: 2164000 CSAH 52 - Recondition Henn Ave Bridges #27636, #27537, #27538
Major Program: Public Works
Department: Transportation Roads & Bridges

Funding Start: 2019
Funding Completion: 2026

Summary:

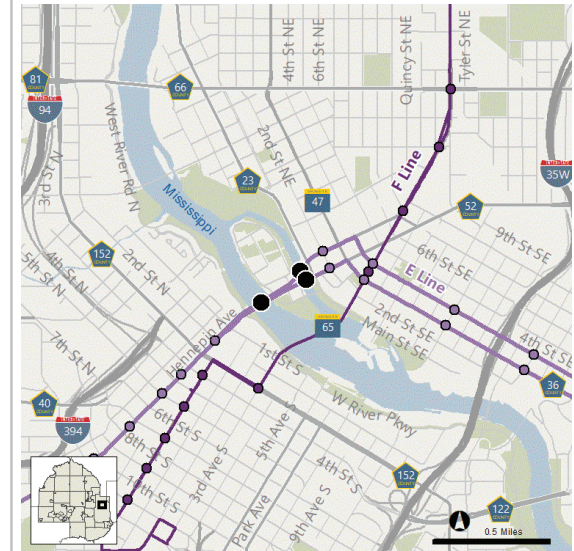
Recondition existing Bridge #27636 and approach bridges #27537 and #27538 along Hennepin Avenue (CSAH 52) over the Mississippi River in the City of Minneapolis.

Purpose & Description:

The existing Hennepin Avenue Bridge (built in 1988) includes a steel cable suspension design that is showing signs of deterioration, specifically in its steel members, caused by the loss of their protective coating. The bridge deck is also showing signs of cracking, allowing water to penetrate below the surface. Additionally, many of the vaults are experiencing ponding, indicating the need for dehumidification. Furthermore, the nearby approach bridges, originally installed in 1971 (westbound) and 1973 (eastbound), are also showing signs of deterioration. Since being opened to traffic, these two approach bridges have experienced deterioration across their decks, substructures, and superstructures. In 2023, the county completed a feasibility study on all three bridges that recommended strategic bridge preservation treatments based on a review of original construction plans, evaluation of inspection reports, and observations from site visits. Without timely preservation, these three bridges will continue to deteriorate, and necessary preservation costs will increase exponentially.

The proposed project will preserve the iconic Hennepin Avenue (CSAH 52) Bridge over the Mississippi River and two approach bridges located immediately to the east. Project activities are anticipated to impact the existing decks, superstructures, substructures, and approaches of each bridge structure. Of specific note, are repairs to the main cables of the suspension bridge to slow the rate of deterioration and corrosion. In addition, sandblasting and repainting of the steel beam network is recommended as it is typically completed every 15 to 25 years during the life of a steel bridge. These strategic preservation treatments are anticipated to extend the useful life of these critical structures across the Mississippi River by approximately 25 to 40 years.

Furthermore, this project will be coordinated with Metro Transit's implementation of its E Line Arterial Bus Rapid Transit (ABRT) service. The E line service will extend along Hennepin Avenue (CSAH 52) and is anticipated to include an ABRT station at the nearby Hennepin Avenue (CSAH 52) and 2nd Street North intersection that is located immediately west of this project. This bridge preservation project is critical to ensuring a connection across the Mississippi River, including E Line customers.



| REVENUE | Budget To-Date | Act & Enc | Balance | 2025 Budget | 2026 | 2027 | 2028 | 2029 | Future | Total |
|--------------------------------|------------------|------------------|------------------|------------------|-------------------|------|------|------|--------|-------------------|
| Federal - Other - Roads | | | | | 8,688,000 | | | | | 8,688,000 |
| Mn/DOT State Aid - Regular | 1,530,000 | 44,412 | 1,485,588 | 1,820,000 | | | | | | 3,350,000 |
| State General Obligation Bonds | 1,455,000 | | 1,455,000 | 2,045,000 | 8,688,000 | | | | | 12,188,000 |
| Total | 2,985,000 | 44,412 | 2,940,588 | 3,865,000 | 17,376,000 | | | | | 24,226,000 |
| EXPENSE | Budget To-Date | Act & Enc | Balance | 2025 Budget | 2026 | 2027 | 2028 | 2029 | Future | Total |
| Construction | 75,000 | | 75,000 | | 12,536,000 | | | | | 12,611,000 |
| Consulting | 2,910,000 | 1,881,489 | 1,028,511 | 1,820,000 | 1,940,000 | | | | | 6,670,000 |
| Other Costs | | 44,412 | (44,412) | | | | | | | |
| Contingency | | | | 2,045,000 | 2,900,000 | | | | | 4,945,000 |
| Total | 2,985,000 | 1,925,901 | 1,059,099 | 3,865,000 | 17,376,000 | | | | | 24,226,000 |

| | |
|--|---------------------------------|
| Project Name: 2164000 CSAH 52 - Recondition Henn Ave Bridges #27636, #27537, #27538 | Funding Start: 2019 |
| Major Program: Public Works | Funding Completion: 2026 |
| Department: Transportation Roads & Bridges | |

| Current Year's CIP Process Summary | Budget To-Date | 2025 Budget | 2026 | 2027 | 2028 | 2029 | Future | Total |
|------------------------------------|----------------|-------------|------------|------|------|------|--------|------------|
| Department Requested | 2,985,000 | 3,865,000 | 17,376,000 | | | | | 24,226,000 |
| Administrator Proposed | 2,985,000 | 3,865,000 | 17,376,000 | | | | | 24,226,000 |
| CBTF Recommended | 2,985,000 | 3,865,000 | 17,376,000 | | | | | 24,226,000 |
| Board Approved Final | 2,985,000 | 3,865,000 | 17,376,000 | | | | | 24,226,000 |

Scheduling Milestones (major phases only):

| Activity | Anticipated Timeframe |
|-------------------|-----------------------|
| Planning | 2017 - Q1 2023 |
| Design | Q2 2023 - Q4 2025 |
| Bid Advertisement | Q1 2026 |
| Construction | Q2 2026 - Q4 2028 |
| Completion | 2029 |

Project's Effect on the Operating Budget:

Staff does not anticipate that this project will have significant impacts to Transportation Department staff or annual operating costs. The proposed project will primarily rehabilitate existing bridge assets.

Project's Effect on County Priorities:

This project will reduce disparities in the connectivity domain by rehabilitating three bridges that serve as a vital connection for all modes of travel across the Mississippi River, including the future E Line Arterial BRT service. As part of the project development process, complete and green streets elements will be explored to promote the county's goal of reducing vehicle miles traveled per capita. This is especially important as the project is located in an area that includes relatively high percentages of people with limited mobility.

Changes from Prior CIP:

- No changes to the overall project budget since the 2024-2028 Transportation CIP.

Board Resolutions / Supplemental Information:

Project Budget Notes:

- In 2023, a State Bonding Bill (HF 669) was passed that provided \$3,500,000 in State GO Bonds to be used for design engineering and construction engineering of improvements for the Hennepin Avenue Bridge (Bridge #27636); referred to as Phase 1.

RESOLUTION 23-0141 (adopted 04/11/2023) authorized:

- Execute Agmt PR00005134 with HNTB Corporation to provide preliminary design and professional services for the rehabilitation of Bridge Numbers 27636, 27537, and 27538 at a NTE amount of \$1,775,000

RESOLUTION 24-0074 (adopted 03/05/2024) authorized:

- Authorization of county staff to submit an application for the USDOT's FY 2023/FY 2024 federal discretionary Bridge Investment Program.

RESOLUTION 24-0414 (adopted 10/29/2024) authorized:

- Authorization of county staff to submit an application for the USDOT's FY 2025 federal discretionary Bridge Investment Program.

| Last Year's CIP Process Summary | Budget To-Date | 2024 | 2025 | 2026 | 2027 | 2028 | Future | Total |
|---------------------------------|----------------|-----------|-----------|------------|------|------|--------|------------|
| Department Requested | 1,875,000 | 1,110,000 | 3,865,000 | 17,376,000 | | | | 24,226,000 |
| Administrator Proposed | 1,875,000 | 1,110,000 | 3,865,000 | 17,376,000 | | | | 24,226,000 |
| CBTF Recommended | 1,875,000 | 1,110,000 | 3,865,000 | 17,376,000 | | | | 24,226,000 |
| Board Approved Final | 1,875,000 | 1,110,000 | 3,865,000 | 17,376,000 | | | | 24,226,000 |

Project Name: 2120800 CSAH 52 - Reconst Nicollet Ave S fr 77th to 66th St
Major Program: Public Works
Department: Transportation Roads & Bridges

Funding Start: 2022
Funding Completion: 2027

Summary:

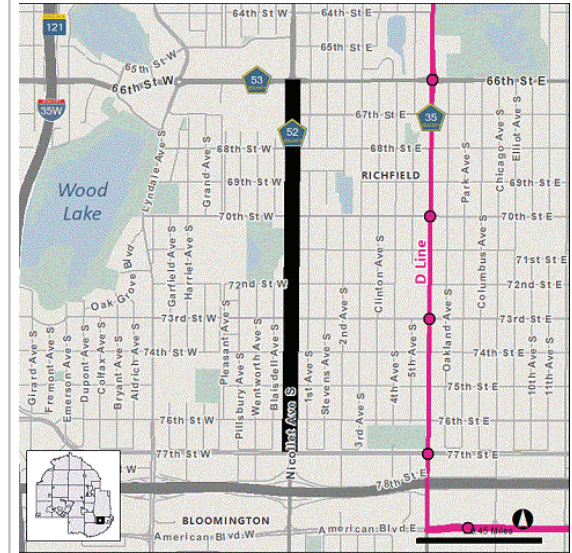
Reconstruct Nicollet Avenue (CSAH 52) from 77th Street to 66th Street (CSAH 53) in the City of Richfield.

Purpose & Description:

The existing roadway (last reconstructed in 1961) is nearing the end of its useful life and warrants replacement. Routine maintenance activities (such as overlays and crackseals) are no longer cost effective in preserving assets. The roadway was originally constructed as concrete pavement, however, has since been overlaid with bituminous pavement; resulting in premature surface cracking at joints. The existing sidewalk facilities are located immediately adjacent to the roadway; causing a feeling of discomfort for people walking. The curb has experienced settling, greatly diminishing its ability to collect water and define the roadway edge. Many intersections do not meet current standards for ADA accommodations, presenting challenges for people with limited mobility.

In 2014, the county completed an overlay project along this section of Nicollet Avenue (CSAH 52). As part of project, the four-lane undivided configuration was converted to a three-lane design to better facilitate turning movements for people driving and provide traffic calming. Given the age and condition of roadway assets, the timing of this capital project will coincide with the service life extension provided by the overlay project. The proposed project will reconstruct existing assets, including: pavement, curb, storm water structures, sidewalk facilities, and traffic signals.

Complete and Green Streets design strategies such as curb extensions, raised medians, crossing beacons, and streetscaping features will also be considered in an effort to benefit multimodal users. Also, improvements to the existing bikeway accommodations will be considered during the project development process to enhance bikeway connections to the nearby Nine Mile Creek Regional Trail and protected bikeway that exists along 66th Street (CSAH 53). Additionally, it's anticipated that this project will complement MnDOT's I-494 Corridors of Commerce Project that is making improvements to Nicollet Avenue (CSAH 52) for the segment extending from American Boulevard to 77th Street and also consolidating freeway access to the existing interchange at Portland Avenue (CSAH 35).



| REVENUE | Budget To-Date | Act & Enc | Balance | 2025 Budget | 2026 | 2027 | 2028 | 2029 | Future | Total |
|----------------------------|------------------|------------------|------------------|------------------|------------------|------------------|------|------|--------|-------------------|
| Mn/DOT State Aid - Regular | 1,770,000 | 1,000,000 | 770,000 | 2,165,000 | 7,152,000 | 7,088,000 | | | | 18,175,000 |
| Richfield | 250,000 | | 250,000 | 885,000 | 1,788,000 | 1,772,000 | | | | 4,695,000 |
| Total | 2,020,000 | 1,000,000 | 1,020,000 | 3,050,000 | 8,940,000 | 8,860,000 | | | | 22,870,000 |

| EXPENSE | Budget To-Date | Act & Enc | Balance | 2025 Budget | 2026 | 2027 | 2028 | 2029 | Future | Total |
|--------------|------------------|------------------|----------------|------------------|------------------|------------------|------|------|--------|-------------------|
| Right of Way | 420,000 | 310,670 | 109,330 | 1,530,000 | | | | | | 1,950,000 |
| Construction | | | | | 7,750,000 | 7,750,000 | | | | 15,500,000 |
| Consulting | 1,400,000 | 1,313,535 | 86,465 | 920,000 | | | | | | 2,320,000 |
| Contingency | 200,000 | | 200,000 | 600,000 | 1,190,000 | 1,110,000 | | | | 3,100,000 |
| Total | 2,020,000 | 1,624,205 | 395,795 | 3,050,000 | 8,940,000 | 8,860,000 | | | | 22,870,000 |

| | |
|--|---------------------------------|
| Project Name: 2120800 CSAH 52 - Reconst Nicollet Ave S fr 77th to 66th St | Funding Start: 2022 |
| Major Program: Public Works | Funding Completion: 2027 |
| Department: Transportation Roads & Bridges | |

| Current Year's CIP Process Summary | Budget To-Date | 2025 Budget | 2026 | 2027 | 2028 | 2029 | Future | Total |
|------------------------------------|----------------|-------------|-----------|-----------|------|------|--------|------------|
| Department Requested | 2,020,000 | 3,050,000 | 8,940,000 | 8,860,000 | | | | 22,870,000 |
| Administrator Proposed | 2,020,000 | 3,050,000 | 8,940,000 | 8,860,000 | | | | 22,870,000 |
| CBTF Recommended | 2,020,000 | 3,050,000 | 8,940,000 | 8,860,000 | | | | 22,870,000 |
| Board Approved Final | 2,020,000 | 3,050,000 | 8,940,000 | 8,860,000 | | | | 22,870,000 |

Scheduling Milestones (major phases only):

| Activity | Anticipated Timeframe |
|-------------------|-----------------------|
| Planning | 2021 - 2022 |
| Design | Q1 2023 - Q3 2025 |
| Bid Advertisement | Q4 2025 |
| Construction | Q1 2026 - Q2 2028 |
| Completion | 2029 |

Board Resolutions / Supplemental Information:

RESOLUTION 23-0163 (adopted on 05/02/2023) authorized:

- Execute Agmt PR00005142 with Stantec Consulting Services Inc. to provide preliminary design engineering and professional services for the reconstruction of Nicollet Avenue (CSAH 52) from 77th Street to 66th Street (CSAH 53) in the City of Richfield an a county cost not to exceed \$1,250,000 to be financed within the Project Budget for CP 2120800.

Project's Effect on the Operating Budget:

Additional planning and design work is required to determine the project's anticipated impact to Transportation Department staff or annual operating costs.

Project's Effect on County Priorities:

This project will reduce disparities in the connectivity domain by improving transportation infrastructure to provide safe and accessible connections for all modes. These improvements to multimodal connections advance the county's goal of reducing vehicle miles traveled per capita. This is especially important as the project is located in an area that includes relatively high percentages of people with limited mobility.

Changes from Prior CIP:

- Project scope adjusted to include reconstruction activities at the 67th Street intersection in recognition of the Transportation Advisory Board's Action Transmittal 2024-16 that approved a Scope Change Request for Hennepin County's Nicollet Avenue (CSAH 52) and Golden Valley Road (CSAH 66) Improvements Project.
- Project budget increased by \$3.3 million from \$19.6 million to \$22.9 million to be financed with \$2.7 million in State Aid Regular and \$0.6 million from the City of Richfield.
- Right of Way activities decreased by \$0.1 million from \$2.1 million to \$2.0 million.
- Construction activities increased by \$3.9 million from \$11.6 million to \$15.5 million.
- Contingencies decreased by \$0.5 million from \$3.6 million to \$3.1 million.

| Last Year's CIP Process Summary | Budget To-Date | 2024 | 2025 | 2026 | 2027 | 2028 | Future | Total |
|---------------------------------|----------------|-----------|-----------|------------|-----------|------|--------|------------|
| Department Requested | 760,000 | 1,260,000 | 3,195,000 | 10,250,000 | 4,105,000 | | | 19,570,000 |
| Administrator Proposed | 760,000 | 1,260,000 | 3,195,000 | 10,250,000 | 4,105,000 | | | 19,570,000 |
| CBTF Recommended | 760,000 | 1,260,000 | 3,195,000 | 10,250,000 | 4,105,000 | | | 19,570,000 |
| Board Approved Final | 760,000 | 1,260,000 | 3,195,000 | 10,250,000 | 4,105,000 | | | 19,570,000 |

Project Name: 2143102 CSAH 52 - Reconst Nicollet Ave fr 89th St to American Blvd
Major Program: Public Works
Department: Transportation Roads & Bridges

Funding Start: 2024
Funding Completion: 2028

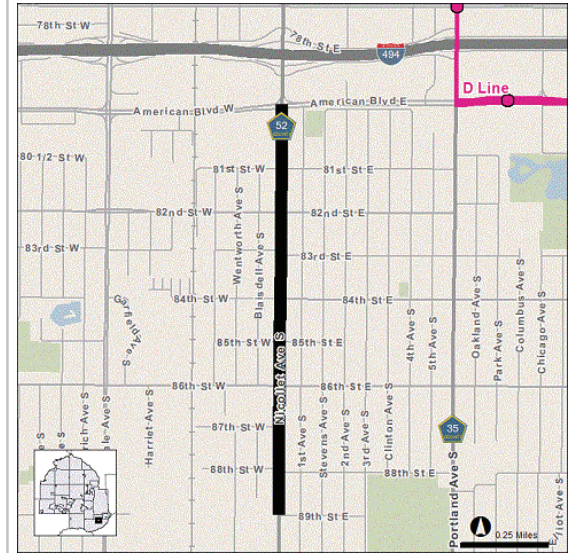
Summary:

Reconstruct Nicollet Avenue (CSAH 52) from 89th Street to American Boulevard in the City of Bloomington.

Purpose & Description:

The existing roadway (last reconstructed in 1962) is nearing the end of its useful life and warrants replacement. Routine maintenance activities (such as overlays and crackseals) are no longer cost effective in preserving assets. The roadway was originally constructed with concrete pavement, however, it has since been overlaid with bituminous material; resulting in premature surface cracking at joints. The existing sidewalk facilities are located immediately adjacent to the roadway; causing a feeling of discomfort for people walking. The curb has experienced settling, greatly diminishing its ability to collect water and define the roadway edge. Many intersections include ADA accommodations that do not meet current design requirements, presenting challenges for persons with limited mobility. In 2019, the county completed an overlay project along this section of Nicollet Avenue (CSAH 52) in coordination with a CenterPoint Energy gas main project. In addition to a new pavement surface, the roadway configuration was converted from a four-lane undivided design to a three-lane design in an effort to better facilitate driver turning movements and to provide traffic calming. Given the age and condition of roadway assets, the timing of this capital project will coincide with the service life extension provided by the overlay project.

The proposed project will reconstruct existing assets, including: pavement, curb, storm water structures, sidewalk, bikeway, and traffic signals. Complete and Green Streets design strategies such as pedestrian crossing enhancements (curb extensions, raised medians, and crossing beacons), bikeway accommodations, and streetscaping features will also be considered as part of the project development process in an effort to benefit people walking, using transit, and biking in the area.



| REVENUE | Budget To-Date | Act & Enc | Balance | 2025 Budget | 2026 | 2027 | 2028 | 2029 | Future | Total |
|-------------------------------------|------------------|-----------|------------------|------------------|------------------|-------------------|------------------|------|--------|-------------------|
| Mn/DOT State Aid - Regular | 1,190,000 | | 1,190,000 | (1,190,000) | | | | | | 0 |
| Bloomington | 40,000 | | 40,000 | 240,000 | 838,000 | 2,000,000 | 564,000 | | | 3,682,000 |
| Transfer - Metro Tax - Preservation | | | | | | 2,000,000 | | | | 2,000,000 |
| Transfer - Metro Tax - Complete St | | | | 2,070,000 | 952,000 | 7,030,000 | 2,256,000 | | | 12,308,000 |
| Total | 1,230,000 | | 1,230,000 | 1,120,000 | 1,790,000 | 11,030,000 | 2,820,000 | | | 17,990,000 |

| EXPENSE | Budget To-Date | Act & Enc | Balance | 2025 Budget | 2026 | 2027 | 2028 | 2029 | Future | Total |
|--------------|------------------|------------------|----------------|------------------|------------------|-------------------|------------------|------|--------|-------------------|
| Right of Way | | | | 400,000 | 1,600,000 | | | | | 2,000,000 |
| Construction | | | | | | 8,000,000 | 2,320,000 | | | 10,320,000 |
| Consulting | 1,030,000 | 1,100,000 | (70,000) | 520,000 | | 1,030,000 | | | | 2,580,000 |
| Contingency | 200,000 | | 200,000 | 200,000 | 190,000 | 2,000,000 | 500,000 | | | 3,090,000 |
| Total | 1,230,000 | 1,100,000 | 130,000 | 1,120,000 | 1,790,000 | 11,030,000 | 2,820,000 | | | 17,990,000 |

| | |
|---|---------------------------------|
| Project Name: 2143102 CSAH 52 - Reconst Nicollet Ave fr 89th St to American Blvd | Funding Start: 2024 |
| Major Program: Public Works | Funding Completion: 2028 |
| Department: Transportation Roads & Bridges | |

| Current Year's CIP Process Summary | Budget To-Date | 2025 Budget | 2026 | 2027 | 2028 | 2029 | Future | Total |
|------------------------------------|----------------|-------------|-----------|------------|-----------|------|--------|------------|
| Department Requested | 1,230,000 | 1,120,000 | 1,790,000 | 11,030,000 | 2,820,000 | | | 17,990,000 |
| Administrator Proposed | 1,230,000 | 1,120,000 | 1,790,000 | 11,030,000 | 2,820,000 | | | 17,990,000 |
| CBTF Recommended | 1,230,000 | 1,120,000 | 1,790,000 | 11,030,000 | 2,820,000 | | | 17,990,000 |
| Board Approved Final | 1,230,000 | 1,120,000 | 1,790,000 | 11,030,000 | 2,820,000 | | | 17,990,000 |

Scheduling Milestones (major phases only):

| Activity | Anticipated Timeframe |
|-------------------|-----------------------|
| Planning | Q2 2018 - Q2 2024 |
| Design | Q3 2024 - Q4 2026 |
| Bid Advertisement | Q1 2027 |
| Construction | Q2 2027 - Q3 2028 |
| Completion | 2029 |

Board Resolutions / Supplemental Information:

Project Budget Notes:

RESOLUTION 24-0220 (adopted 06/04/2024) authorized:

- Execute Agmt PR00006257 with SEH, Inc. for preliminary design and professional services at an amount NTE \$1,100,000.

Project's Effect on the Operating Budget:

Staff does not anticipate that this project will have significant impacts to Transportation Department staff or annual operating costs. The reduction of approximately 1.40 lane miles from the county roadway system is expected to preserve \$23,000 in maintenance costs annually.

Project's Effect on County Priorities:

This project will reduce disparities in the connectivity domain by improving transportation infrastructure to provide safe and accessible connections for all modes. These improvements to multimodal connections advance the county's goal of reducing vehicle miles traveled per capita. This is especially important as the project is located in an area that includes relatively high percentages of people with limited mobility.

Changes from Prior CIP:

- No changes to the overall project budget since the 2024-2028 Transportation CIP.

| Last Year's CIP Process Summary | Budget To-Date | 2024 | 2025 | 2026 | 2027 | 2028 | Future | Total |
|---------------------------------|----------------|-----------|-----------|-----------|------------|-----------|--------|------------|
| Department Requested | | 1,230,000 | 1,120,000 | 1,790,000 | 11,030,000 | 2,820,000 | | 17,990,000 |
| Administrator Proposed | | 1,230,000 | 1,120,000 | 1,790,000 | 11,030,000 | 2,820,000 | | 17,990,000 |
| CBTF Recommended | | 1,230,000 | 1,120,000 | 1,790,000 | 11,030,000 | 2,820,000 | | 17,990,000 |
| Board Approved Final | | 1,230,000 | 1,120,000 | 1,790,000 | 11,030,000 | 2,820,000 | | 17,990,000 |

Project Name: 2143101 CSAH 52 - Reconstruct Nicollet Av fr 98th St to 89th St
Major Program: Public Works
Department: Transportation Roads & Bridges

Funding Start: 2025
Funding Completion: 2028

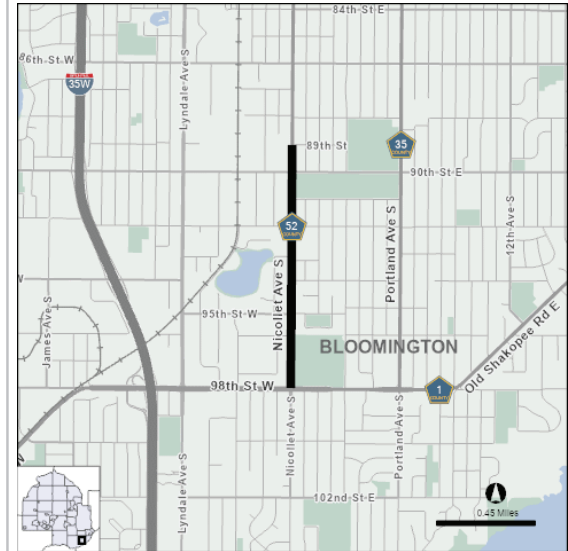
Summary:

Reconstruct Nicollet Avenue (CSAH 52) from 98th Street (CSAH 1) to 89th Street in the City of Bloomington.

Purpose & Description:

The existing roadway (last reconstructed in 1962) is nearing the end of its useful life and warrants replacement. Routine maintenance activities (such as overlays and crackseals) are no longer cost effective in preserving assets. The roadway was originally constructed as concrete pavement, causing premature surface cracking at joints after the completion of each pavement overlay. The existing sidewalk facilities are located immediately adjacent to the roadway, causing a feeling of discomfort for people walking. The curb has experienced settling, greatly diminishing its ability to collect water and define the roadway edge. Many intersections include ADA accommodations that do not meet current design requirements, causing challenges for people with limited mobility. It should be noted that the intersection of Nicollet Avenue (CSAH 52) at 90th Street was updated in 2010 as part of a spot mobility project that was completed by the City of Bloomington. Staff will explore opportunities to avoid disturbing these recent investments at this intersection. Additionally, a three-lane typical section was introduced along Nicollet Avenue (CSAH 52) as part of a paving project in 2019 to better facilitate vehicle turning movements and provide traffic calming.

The proposed project is anticipated to include new assets, including pavement, curb, storm water structures, sidewalk, and traffic signals. Specific pedestrian crossing enhancements (such as curb extensions, raised medians, and crossing beacons), bikeway accommodations, and streetscaping features will also be considered as part of the project development process in an effort to benefit non-motorized users. Furthermore, this project presents an opportunity to improve school arrival and dismissal operations for Kennedy High School located near the southern termini of the project.



| REVENUE | Budget To-Date | Act & Enc | Balance | 2025 Budget | 2026 | 2027 | 2028 | 2029 | Future | Total |
|-------------------------------------|----------------|-----------|---------|------------------|------------------|-------------------|------------------|------|--------|-------------------|
| Bloomington | | | | 415,000 | 1,350,000 | 1,900,000 | 500,000 | | | 4,165,000 |
| Transfer - Metro Tax - Preservation | | | | 2,685,000 | 1,650,000 | 8,390,000 | 2,000,000 | | | 14,725,000 |
| Total | | | | 3,100,000 | 3,000,000 | 10,290,000 | 2,500,000 | | | 18,890,000 |

| EXPENSE | Budget To-Date | Act & Enc | Balance | 2025 Budget | 2026 | 2027 | 2028 | 2029 | Future | Total |
|--------------|----------------|-----------|---------|------------------|------------------|-------------------|------------------|------|--------|-------------------|
| Right of Way | | | | 630,000 | 2,500,000 | | | | | 3,130,000 |
| Construction | | | | | | 8,000,000 | 2,000,000 | | | 10,000,000 |
| Consulting | | | | 1,970,000 | | 790,000 | | | | 2,760,000 |
| Contingency | | | | 500,000 | 500,000 | 1,500,000 | 500,000 | | | 3,000,000 |
| Total | | | | 3,100,000 | 3,000,000 | 10,290,000 | 2,500,000 | | | 18,890,000 |

| | |
|--|---------------------------------|
| Project Name: 2143101 CSAH 52 - Reconstruct Nicollet Av fr 98th St to 89th St | Funding Start: 2025 |
| Major Program: Public Works | Funding Completion: 2028 |
| Department: Transportation Roads & Bridges | |

| Current Year's CIP Process Summary | Budget To-Date | 2025 Budget | 2026 | 2027 | 2028 | 2029 | Future | Total |
|------------------------------------|----------------|-------------|-----------|------------|-----------|------|--------|------------|
| Department Requested | | 3,100,000 | 3,000,000 | 10,290,000 | 2,500,000 | | | 18,890,000 |
| Administrator Proposed | | 3,100,000 | 3,000,000 | 10,290,000 | 2,500,000 | | | 18,890,000 |
| CBTF Recommended | | 3,100,000 | 3,000,000 | 10,290,000 | 2,500,000 | | | 18,890,000 |
| Board Approved Final | | 3,100,000 | 3,000,000 | 10,290,000 | 2,500,000 | | | 18,890,000 |

Scheduling Milestones (major phases only):

| Activity | Anticipated Timeframe |
|-------------------|-----------------------|
| Planning | Q2 2018 - Q2 2024 |
| Design | Q3 2024 - Q4 2026 |
| Bid Advertisement | Q1 2027 |
| Construction | Q2 2027 - Q4 2028 |
| Completion | 2029 |

Project's Effect on the Operating Budget:

Additional planning and design work is required to determine the project's anticipated impact to Transportation Department staff or annual operating costs.

Project's Effect on County Priorities:

This project will reduce disparities in the connectivity domain by creating safe and accessible transportation facilities for all modes of travel including those walking, biking, rolling, and using transit. These improvements to multimodal connections advance the county's goal of reducing vehicle miles traveled per capita. This is especially important as the project is located in an area that includes relatively high percentages of people with limited mobility.

Changes from Prior CIP:

- This is a new project request by Transportation Project Delivery for the 2025-2029 Transportation CIP to reconstruct Nicollet Avenue (CSAH 52) from 98th Street (CSAH 1) to 89th Street in the City of Bloomington.

Board Resolutions / Supplemental Information:

| Last Year's CIP Process Summary | Budget To-Date | 2024 | 2025 | 2026 | 2027 | 2028 | Future | Total |
|---------------------------------|----------------|------|------|-----------|---------|-----------|------------|------------|
| Department Requested | | | | 1,800,000 | 950,000 | 2,480,000 | 14,500,000 | 19,730,000 |
| Administrator Proposed | | | | 1,800,000 | 950,000 | 2,480,000 | 14,500,000 | 19,730,000 |
| CBTF Recommended | | | | 1,800,000 | 950,000 | 2,480,000 | 14,500,000 | 19,730,000 |
| Board Approved Final | | | | 1,800,000 | 950,000 | 2,480,000 | 14,500,000 | 19,730,000 |

Project Name: 2182800 CSAH 57 - Participate in Humboldt reconstr fr 53rd to 57th Ave
Major Program: Public Works
Department: Transportation Roads & Bridges

Funding Start: 2025
Funding Completion: 2026

Summary:

Participate in the City of Brooklyn Center's project to reconstruct Humboldt Avenue (CSAH 57) from 53rd Avenue to 57th Avenue in the City of Brooklyn Center.

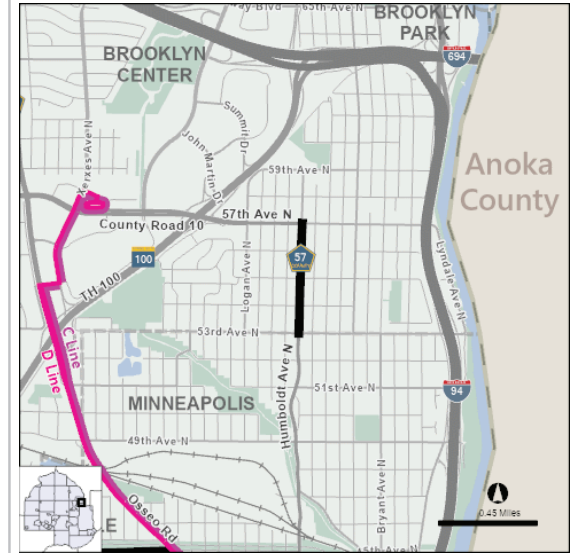
Purpose & Description:

The existing roadway (last reconstructed in 1930) includes a rural environment that lacks curb and storm water structures to provide adequate drainage. Humboldt Avenue (CSAH 57) is one of the few remaining county roadways within the I-494/I-694 ring that includes a rural design. In addition, sidewalk facilities are currently limited to the west side of the roadway.

The City of Brooklyn Center has indicated an interest in leading this capital project as there are city owned utilities that warrant replacement based on their current age and condition. The existing sanitary sewer consists of vitrified clay pipe (installed in 1952) that is experiencing root intrusion along approximately 50% of the system. Alternatively, the existing water system consists of cast iron pipe (installed in 1966) that is also experiencing corrosion. Staff recommends performing roadway reconstruction activities in conjunction with utility replacement to not only minimize capital costs, but also to reduce delays to the traveling public.

It is anticipated that the proposed project will upgrade the corridor to a suburban design to better serve its users. Project elements likely will include new pavement, curb to provide sufficient drainage and upgraded ADA accommodations to better serve people with limited mobility.

Additionally, in the 2000s, Housing and Economic Development completed a reconstruction project on Humboldt Avenue (CSAH 57) between Victory Memorial Drive and 53rd Avenue as part of the Humboldt Greenway partnership with the City of Minneapolis. This project presents an opportunity to implement a similar roadway design and streetscaping elements to encourage walking and biking along the corridor.



| REVENUE | Budget To-Date | Act & Enc | Balance | 2025 Budget | 2026 | 2027 | 2028 | 2029 | Future | Total |
|-------------------------------------|----------------|-----------|---------|----------------|------------------|------|------|------|--------|------------------|
| Transfer - Metro Tax - Preservation | | | | 585,000 | 3,466,000 | | | | | 4,051,000 |
| Total | | | | 585,000 | 3,466,000 | | | | | 4,051,000 |

| EXPENSE | Budget To-Date | Act & Enc | Balance | 2025 Budget | 2026 | 2027 | 2028 | 2029 | Future | Total |
|--------------|----------------|-----------|---------|----------------|------------------|------|------|------|--------|------------------|
| Right of Way | | | | 105,000 | | | | | | 105,000 |
| Construction | | | | | 2,592,000 | | | | | 2,592,000 |
| Consulting | | | | 320,000 | 250,000 | | | | | 570,000 |
| Contingency | | | | 160,000 | 624,000 | | | | | 784,000 |
| Total | | | | 585,000 | 3,466,000 | | | | | 4,051,000 |

| | |
|---|---------------------------------|
| Project Name: 2182800 CSAH 57 - Participate in Humboldt reconstr fr 53rd to 57th Ave | Funding Start: 2025 |
| Major Program: Public Works | Funding Completion: 2026 |
| Department: Transportation Roads & Bridges | |

| Current Year's CIP Process Summary | Budget To-Date | 2025 Budget | 2026 | 2027 | 2028 | 2029 | Future | Total |
|------------------------------------|----------------|-------------|-----------|------|------|------|--------|-----------|
| Department Requested | | 585,000 | 3,466,000 | | | | | 4,051,000 |
| Administrator Proposed | | 585,000 | 3,466,000 | | | | | 4,051,000 |
| CBTF Recommended | | 585,000 | 3,466,000 | | | | | 4,051,000 |
| Board Approved Final | | 585,000 | 3,466,000 | | | | | 4,051,000 |

Scheduling Milestones (major phases only):

| Activity | Anticipated Timeframe |
|-------------------|-----------------------|
| Planning | Q2 2018 - Q2 2024 |
| Design | Q3 2024 - Q4 2025 |
| Bid Advertisement | Q1 2026 |
| Construction | Q2 2026 - Q4 2026 |
| Completion | 2027 |

Project's Effect on the Operating Budget:

Staff does not anticipate that this project will have significant impacts to Transportation Department staff or annual operating costs. The proposed project will primarily replace existing drainage, roadside, and roadway assets in-kind.

Project's Effect on County Priorities:

This project will provide reduce disparities in the connectivity domain by improving accessibility, mobility, and safety for people biking, driving, and walking along Humboldt Avenue (CSAH 57). This is especially important as this project is located in an area that includes a relatively high percentage of people with limited mobility.

Changes from Prior CIP:

- Project accelerated from Program Year 2028 to Program Year 2026 based on the latest schedule communicated by the City of Brooklyn Center.
- Project budget increased by \$3.4 million from \$0.7 million to \$4.1 million to be financed with TAA Preservation. This increase to the project budget reflects changes in county cost participation that's anticipated to follow the county's current Cost Participation Policy.
- Right of Way activities increased by \$0.1 million from \$0 to \$0.1 million.
- Construction activities increased by \$1.9 million from \$0.7 million to \$2.6 million.
- Consulting activities increased by \$0.6 million from \$0 to \$0.6 million.
- Contingencies increased by \$0.8 million from \$0 to \$0.8 million.

Board Resolutions / Supplemental Information:

| Last Year's CIP Process Summary | Budget To-Date | 2024 | 2025 | 2026 | 2027 | 2028 | Future | Total |
|---------------------------------|----------------|------|------|------|------|---------|--------|---------|
| Department Requested | | | | | | 700,000 | | 700,000 |
| Administrator Proposed | | | | | | 700,000 | | 700,000 |
| CBTF Recommended | | | | | | 700,000 | | 700,000 |
| Board Approved Final | | | | | | 700,000 | | 700,000 |

Project Name: 2220500 CSAH 61 - Hemlock Ln improve safety at Elm Creek Blvd
Major Program: Public Works
Department: Transportation Roads & Bridges

Funding Start: 2023
Funding Completion: 2026

Summary:

Multimodal safety improvements at Hemlock Lane (CSAH 61) and Elm Creek Boulevard (CSAH 130) in the City of Maple Grove.

Purpose & Description:

The existing intersection of Hemlock Lane (CSAH 61) and Elm Creek Boulevard (CSAH 130) experiences a relatively high frequency of crashes when compared to similar intersections throughout the county. The predominant crash type at this intersection is rear-end related. Both roadways include four-lane divided configurations with channelized right-turn islands and dual left turn lanes at the intersection. The existing intersection design is relatively wide and presents an uncomfortable experience for all modes. People driving can complete right turns at higher speeds due to the presence of the channelized right-turn islands. Sidewalks and trails exist for nonmotorized users on all four quadrants; however, relatively long crossing distances are required for people walking, rolling, and biking through the intersection.

The proposed project will improve accessibility, mobility and safety by implementing the following project elements that aim to address crash themes:

- Elimination of two channelized right-turn islands and the introduction of smart channel design to slow turning drivers (as feasible)
- Remove unnecessary buffer space surrounding right-turn islands
- Replacement and upgrade of the existing traffic signal system
- Upgrade of ADA accommodations to current design standards and installation of Accessible Pedestrian Signals
- Modification of trail and sidewalk alignments on approaches as necessary

Staff recommended this project for the Regional Solicitation Spot Mobility & Safety category given the high number of rear-end crashes that have occurred at this intersection. In addition, this intersection is identified as a priority location in the Hennepin County Road Safety Plan. This project was awarded federal formula funding through the Metropolitan Council's 2022 Regional Solicitation.



| REVENUE | Budget To-Date | Act & Enc | Balance | 2025 Budget | 2026 | 2027 | 2028 | 2029 | Future | Total |
|------------------------------------|----------------|-----------|----------------|----------------|------------------|------|------|------|--------|------------------|
| Federal - Other - Roads | | | | | 1,856,000 | | | | | 1,856,000 |
| Mn/DOT State Aid - Flex ES | 310,000 | | 310,000 | 310,000 | 1,022,000 | | | | | 1,642,000 |
| Maple Grove | 30,000 | | 30,000 | 90,000 | 112,000 | | | | | 232,000 |
| Transfer - Metro Tax - Complete St | | | | | 240,000 | | | | | 240,000 |
| Total | 340,000 | | 340,000 | 400,000 | 3,230,000 | | | | | 3,970,000 |

| EXPENSE | Budget To-Date | Act & Enc | Balance | 2025 Budget | 2026 | 2027 | 2028 | 2029 | Future | Total |
|--------------|----------------|----------------|----------------|----------------|------------------|------|------|------|--------|------------------|
| Right of Way | 50,000 | | 50,000 | 170,000 | | | | | | 220,000 |
| Construction | | | | | 2,380,000 | | | | | 2,380,000 |
| Consulting | 240,000 | 240,000 | | 180,000 | 240,000 | | | | | 660,000 |
| Contingency | 50,000 | | 50,000 | 50,000 | 610,000 | | | | | 710,000 |
| Total | 340,000 | 240,000 | 100,000 | 400,000 | 3,230,000 | | | | | 3,970,000 |

| | |
|--|---------------------------------|
| Project Name: 2220500 CSAH 61 - Hemlock Ln improve safety at Elm Creek Blvd | Funding Start: 2023 |
| Major Program: Public Works | Funding Completion: 2026 |
| Department: Transportation Roads & Bridges | |

| Current Year's CIP Process Summary | Budget To-Date | 2025 Budget | 2026 | 2027 | 2028 | 2029 | Future | Total |
|------------------------------------|----------------|-------------|-----------|------|------|------|--------|-----------|
| Department Requested | 340,000 | 400,000 | 3,230,000 | | | | | 3,970,000 |
| Administrator Proposed | 340,000 | 400,000 | 3,230,000 | | | | | 3,970,000 |
| CBTF Recommended | 340,000 | 400,000 | 3,230,000 | | | | | 3,970,000 |
| Board Approved Final | 340,000 | 400,000 | 3,230,000 | | | | | 3,970,000 |

Scheduling Milestones (major phases only):

| Activity | Anticipated Timeframe |
|-------------------|-----------------------|
| Planning | Q1 2022 - Q4 2023 |
| Design | Q1 2024 - Q4 2025 |
| Bid Advertisement | Q1 2026 |
| Construction | Q2 2026 - Q4 2027 |
| Completion | 2028 |

Board Resolutions / Supplemental Information:

- This project must be authorized by MnDOT State Aid by June 30, 2026 through FHWA to avoid jeopardizing federal funds (as tracked under SP 027-661-058 by MnDOT).
- This project received concurrence by MnDOT State Aid to utilize Flex Excess Sum Funds on January 31, 2024.

Project's Effect on the Operating Budget:

Staff does not anticipate that this project will have significant impacts to Transportation Department staff or annual operating costs. The proposed project will primarily replace existing roadside and traffic assets in-kind.

Project's Effect on County Priorities:

This project will reduce disparities in the connectivity domain by improving safety at an intersection with a history of crashes, creating safer and more comfortable connections for those walking and biking. This project will introduce proven safety countermeasures to address historical crash patterns through the corridor. This is especially important as the intersection is located in the Arbor Lakes commercial area that includes jobs, housing, and other resources.

Changes from Prior CIP:

- Project budget increased by \$0.8 million from \$3.2 million to \$4.0 million to be financed with \$0.5 million in State Aid Flex Excess Sum and \$0.3 million in TAA Complete Streets.
- Construction activities increased by \$0.4 million from \$1.9 million to \$2.3 million based on a revised Engineer's Estimate/
- Consulting activities increased by \$0.3 million from \$0.4 million to \$0.7 million.
- Contingencies increased by \$0.1 million from \$0.6 million to \$0.7 million.

| Last Year's CIP Process Summary | Budget To-Date | 2024 | 2025 | 2026 | 2027 | 2028 | Future | Total |
|---------------------------------|----------------|---------|---------|-----------|------|------|--------|-----------|
| Department Requested | | 340,000 | 400,000 | 2,410,000 | | | | 3,150,000 |
| Administrator Proposed | | 340,000 | 400,000 | 2,410,000 | | | | 3,150,000 |
| CBTF Recommended | | 340,000 | 400,000 | 2,410,000 | | | | 3,150,000 |
| Board Approved Final | | 340,000 | 400,000 | 2,410,000 | | | | 3,150,000 |

Project Name: 2211000 CSAH 66 - Golden Valley Rd safety Douglas to Theo Wirth Pkwy
Major Program: Public Works
Department: Transportation Roads & Bridges

Funding Start: 2022
Funding Completion: 2026

Summary:

Participate in Three Rivers Park District's (TRPD) project to introduce multimodal safety improvements along Golden Valley Road (CSAH 66) from Douglas Drive (CSAH 102) to Theodore Wirth Parkway in the City of Golden Valley.

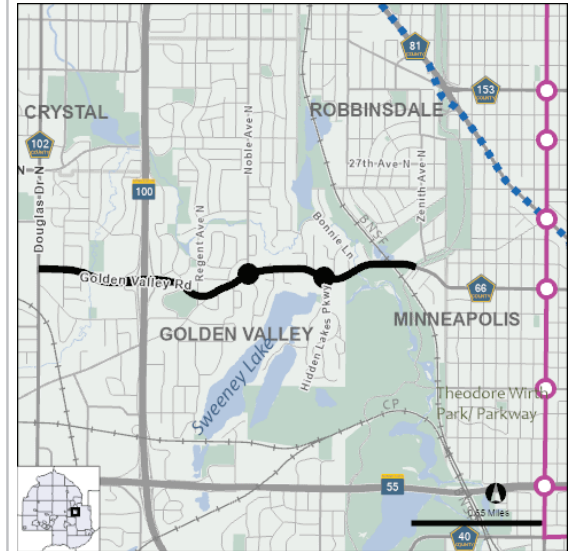
Purpose & Description:

Golden Valley Road (CSAH 66) includes a four-lane configuration from Douglas Drive (CSAH 102) to Noble Avenue, transitioning to a two-lane from Noble Avenue to Theodore Wirth Parkway. Sidewalk facilities are generally included along both sides for people walking, however, accommodations for people biking are currently limited given the minimal shoulder space. Also, the Noble Avenue and Hidden Lakes Parkway intersections include design features susceptible to a high number of crashes compared to other signalized county intersections.

TRPD is leading efforts to construct a segment of the Bassett Creek Regional Trail from Regent Avenue to Theodore Wirth Parkway and has agreed to incorporate multimodal safety improvements at the Noble Avenue and Hidden Lakes Parkway intersections. The following subprojects have been established to distinguish each of the planned activities.

- CP 2211001: Construction of a local trail connection from Douglas Drive (CSAH 102) to Regent Avenue
- CP 2211002: Construction of the TRPD Bassett Creek Regional Trail from Regent Avenue to Bonnie Lane
- CP 2211003: Construction of multimodal safety improvements at Noble Avenue and Hidden Lakes Parkway
- CP 2211004: Construction of the Bassett Creek Regional Trail extension from Bonnie Lane to Theodore Wirth Parkway

Federal formula funding was awarded to TRPD for CP 2211001 and CP 2211002 as part of the 2020 Regional Solicitation; whereas federal formula funding was awarded to Hennepin County for CP 2211003 as part of the 2020 Highway Safety Improvement Program (HSIP) Solicitation.



| REVENUE | Budget To-Date | Act & Enc | Balance | 2025 Budget | 2026 | 2027 | 2028 | 2029 | Future | Total |
|---------------------------------------|----------------|----------------|----------------|------------------|----------------|------|------|------|--------|------------------|
| Property Tax | 10,000 | 10,000 | | 20,000 | | | | | | 30,000 |
| Bonds - GO Roads | 30,000 | | 30,000 | | | | | | | 30,000 |
| Federal - Other - Roads | | | | 1,735,000 | | | | | | 1,735,000 |
| Mn/DOT State Aid - Regular | 80,000 | | 80,000 | (80,000) | | | | | | 0 |
| Mn/DOT State Aid - Flex ES | 230,000 | | 230,000 | 247,000 | | | | | | 477,000 |
| Golden Valley | 150,000 | | 150,000 | 132,000 | | | | | | 282,000 |
| Transfer - Metro Tax - Active Transpo | | | | 655,000 | 225,000 | | | | | 880,000 |
| Total | 500,000 | 10,000 | 490,000 | 2,709,000 | 225,000 | | | | | 3,434,000 |
| EXPENSE | Budget To-Date | Act & Enc | Balance | 2025 Budget | 2026 | 2027 | 2028 | 2029 | Future | Total |
| Right of Way | 120,000 | | 120,000 | | | | | | | 120,000 |
| Construction | | | | 1,675,000 | 150,000 | | | | | 1,825,000 |
| Consulting | 290,000 | 190,000 | 100,000 | 120,000 | | | | | | 410,000 |
| Contingency | 90,000 | | 90,000 | 914,000 | 75,000 | | | | | 1,079,000 |
| Total | 500,000 | 190,000 | 310,000 | 2,709,000 | 225,000 | | | | | 3,434,000 |

| | |
|---|---------------------------------|
| Project Name: 2211000 CSAH 66 - Golden Valley Rd safety Douglas to Theo Wirth Pkwy | Funding Start: 2022 |
| Major Program: Public Works | Funding Completion: 2026 |
| Department: Transportation Roads & Bridges | |

| Current Year's CIP Process Summary | Budget To-Date | 2025 Budget | 2026 | 2027 | 2028 | 2029 | Future | Total |
|------------------------------------|----------------|-------------|---------|------|------|------|--------|-----------|
| Department Requested | 500,000 | 2,709,000 | 225,000 | | | | | 3,434,000 |
| Administrator Proposed | 500,000 | 2,709,000 | 225,000 | | | | | 3,434,000 |
| CBTF Recommended | 500,000 | 2,709,000 | 225,000 | | | | | 3,434,000 |
| Board Approved Final | 500,000 | 2,709,000 | 225,000 | | | | | 3,434,000 |

Scheduling Milestones (major phases only):

| Activity | Anticipated Timeframe |
|-------------------|-----------------------|
| Planning | 2016 - 2022 |
| Design | Q1 2023 - Q1 2025 |
| Bid Advertisement | Q2 2025 |
| Construction | Q2 2025 - Q4 2025 |
| Completion | Q4 2026 |

Project's Effect on the Operating Budget:

Staff does not anticipate that this project will have significant impacts to Transportation Department staff or annual operating costs. The reduction of approximately 1.20 lane miles from the county roadway system is expected to preserve \$11,040 in maintenance costs annually. Maintenance responsibilities of the new multi-use facility are anticipated to be assigned to other agencies as part of a cooperative agreement(s).

Project's Effect on County Priorities:

This project will reduce disparities in the connectivity domain by improving safety and creating multimodal connections along Golden Valley Road (CSAH 66); advancing the county's goal of reducing vehicle miles traveled per capita. This is especially important as the project is located within close proximity to both health resources (Courage Kenny) and recreational resources (Theodore Wirth Regional Park). In addition, the project is located in an area with relatively high percentages of people with limited mobility.

Changes from Prior CIP:

- Project budget increased by \$0.6 million from \$2.8 million to \$3.4 million to be financed with \$0.5 million in Federal and \$0.1 million in State Aid Flex Excess Sum. Project budget changes are in recognition of the Transportation Advisory Board's Action Transmittal 2024-16 that approved a Scope Change Request for Hennepin County's Nicollet Avenue (CSAH 52) and Golden Valley Road (CSAH 66) Improvements Project.
- Contingencies increased by \$0.6 million from \$0.5 million to \$1.1 million.

Board Resolutions / Supplemental Information:

Project Budget Notes:

- Capital Project 2211003 must be authorized by MnDOT State Aid by June 30, 2025 through FHWA to avoid jeopardizing federal funds (as tracked under SP 027-030-055 by MnDOT).
- Capital Project 2211003 was approved for a scope change that removed the Nicollet Avenue (CSAH 52) and 67th Street intersection from the county's Nicollet Avenue (CSAH 52) and Golden Valley Road (CSAH 66) Improvements Project (Transportation Advisory Board Action Item 2024-16). Improvements at the Nicollet Avenue (CSAH 52) and 67th Street intersection are tracked under a separate Capital Project number (CP 2201500) given their geographical location.
- Capital Project 2211004: Hennepin County's share for the trail extension along Golden Valley Road (CSAH 66) from Bonnie Lane to Theodore Wirth Parkway will be financed via budget authority that was previously requested within Capital Project 2999971.

RESOLUTION 24-0022 (adopted on 01/23/2024) authorized:

- Neg Agmt PW 02-44-24 with Three Rivers Park District for cost participation in the design of multimodal safety improvements at an estimated county cost of \$180,000.

| Last Year's CIP Process Summary | Budget To-Date | 2024 | 2025 | 2026 | 2027 | 2028 | Future | Total |
|---------------------------------|----------------|---------|-----------|---------|------|------|--------|-----------|
| Department Requested | 190,000 | 310,000 | 2,055,000 | 225,000 | | | | 2,780,000 |
| Administrator Proposed | 190,000 | 310,000 | 2,055,000 | 225,000 | | | | 2,780,000 |
| CBTF Recommended | 190,000 | 310,000 | 2,055,000 | 225,000 | | | | 2,780,000 |
| Board Approved Final | 190,000 | 310,000 | 2,055,000 | 225,000 | | | | 2,780,000 |

Project Name: 2850700 CSAH 73 - County Rd 73 Participate in Plymouth Station 73
Major Program: Public Works
Department: Transportation Roads & Bridges

Funding Start: 2025
Funding Completion: 2025

Summary:

Participate in the City of Plymouth's Station 73 Project along County Road 73 (CSAH 73) from Sunset Trail to South Shore Drive in the City of Plymouth.

Purpose & Description:

The existing roadway (last reconstructed in 1950) includes a two-lane rural design, with curb/gutter in limited locations, that connects people driving to I-394 and TH 55 through this area within the City of Plymouth. A series of horizontal curves exist along this segment of County Road 73 (CSAH 73) that present uncomfortable experiences for people driving. In addition, facilities for people walking are limited to the east side of the corridor, located immediately adjacent to the roadway, and do not extend along the project area. TH 55 currently presents a barrier given the relatively high traffic volumes and associated vehicle speeds, especially during the morning and afternoon peak periods.

The proposed project, which is nicknamed the Station 73 Transit and Regional Improvement Project (TRIP), is anticipated to realign County Road 73 (CSAH 73) to improve connections in the vicinity of TH 55. The goals of this project include increasing safety, promoting multimodal transportation, and enhancing first/last mile multimodal connections to Station 73. Station 73 currently serves several express routes in the area, including: Routes 747, 772, 774, 777, and 795 between the City of Plymouth and Downtown Minneapolis.

Of specific note, are the following improvements that are anticipated:

- Reconstruction and realignment of County Road 73 (CSAH 73) to improve mobility
- Reconstruction of TH 55 to better accommodate the revised alignment
- Construction of a multi-use trail along County Road 73 (CSAH 73) as part of Three Rivers Park District's Eagle Lake Regional Trail
- Construction of an underpass across Highway 55 to improve access, safety, and mobility for multimodal users

It is anticipated that upon completion of this project, Hennepin County would continue to own and operate County Road 73 (CSAH 73), while the City of Plymouth would be responsible for any remnants as a result of the project.

Federal discretionary funding was awarded to the City of Plymouth for this project in 2022 through the USDOT's Rebuilding American Infrastructure with Sustainability Equity (RAISE) Program.



| REVENUE | Budget To-Date | Act & Enc | Balance | 2025 Budget | 2026 | 2027 | 2028 | 2029 | Future | Total |
|---------------------------------------|----------------|-----------|---------|------------------|------|------|------|------|--------|------------------|
| Transfer - Metro Tax - Active Transpo | | | | 1,000,000 | | | | | | 1,000,000 |
| Total | | | | 1,000,000 | | | | | | 1,000,000 |
| EXPENSE | Budget To-Date | Act & Enc | Balance | 2025 Budget | 2026 | 2027 | 2028 | 2029 | Future | Total |
| Construction | | | | 1,000,000 | | | | | | 1,000,000 |
| Total | | | | 1,000,000 | | | | | | 1,000,000 |

| | |
|--|---------------------------------|
| Project Name: 2850700 CSAH 73 - County Rd 73 Participate in Plymouth Station 73 | Funding Start: 2025 |
| Major Program: Public Works | Funding Completion: 2025 |
| Department: Transportation Roads & Bridges | |

| Current Year's CIP Process Summary | Budget To-Date | 2025 Budget | 2026 | 2027 | 2028 | 2029 | Future | Total |
|------------------------------------|----------------|-------------|------|------|------|------|--------|-----------|
| Department Requested | | 1,000,000 | | | | | | 1,000,000 |
| Administrator Proposed | | 1,000,000 | | | | | | 1,000,000 |
| CBTF Recommended | | 1,000,000 | | | | | | 1,000,000 |
| Board Approved Final | | 1,000,000 | | | | | | 1,000,000 |

Scheduling Milestones (major phases only):

| Activity | Anticipated Timeframe |
|-------------------|-----------------------|
| Planning | Q3 2021 - Q4 2022 |
| Design | Q1 2023 - Q3 2024 |
| Bid Advertisement | Q4 2024 |
| Construction | Q2 2025 - Q4 2026 |
| Completion | Q4 2027 |

Board Resolutions / Supplemental Information:

Project Budget Notes:

- The City of Plymouth was awarded \$15,000,000 in federal discretionary funding through the USDOT's 2022 RAISE Program (as tracked under SP 155-020-022 and SP 155-020-023).
- The City of Plymouth was awarded \$5,077,600 in state discretionary funding through MnDOT's IJA Discretionary Match Program.

Project's Effect on the Operating Budget:

Staff anticipates that this project will have minor impacts to the annual operating costs for the Transportation Department. Additional progress in project development is necessary to monetize the estimated financial impacts to the Transportation Department as it relates to the proposed re-alignment of County Road 73. Maintenance responsibilities of the new multi-use regional trail facility are anticipated to be assigned to Three Rivers Park District as part of a cooperative agreement.

Project's Effect on County Priorities:

This project will reduce disparities in the connectivity domain by creating a safe and accessible first/last mile connections to Station 73, the Eagle Lake Regional Trail, and the potential Highway 55 Bus Rapid Transit service. These improvements to multimodal connections advance the county's goal of reducing vehicle miles traveled per capita.

Changes from Prior CIP:

- Substituted TAA Active Transportation funds for TAA Complete Streets funds in recognition of the project scope of work including the construction of the Eagle Lake Regional Trail.

| Last Year's CIP Process Summary | Budget To-Date | 2024 | 2025 | 2026 | 2027 | 2028 | Future | Total |
|---------------------------------|----------------|------|-----------|------|------|------|--------|-----------|
| Department Requested | | | | | | | | |
| Administrator Proposed | | | 1,000,000 | | | | | 1,000,000 |
| CBTF Recommended | | | 1,000,000 | | | | | 1,000,000 |
| Board Approved Final | | | 1,000,000 | | | | | 1,000,000 |

Project Name: 2182300 CSAH 82 - Const multi-use trail fr county line to 2nd St
Major Program: Public Works
Department: Transportation Roads & Bridges

Funding Start: 2019
Funding Completion: 2025

Summary:

Multimodal improvements along Mill Street (CSAH 82) from the South County Line to 2nd Street in the Cities of Shorewood and Excelsior.

Purpose & Description:

Mill Street (CSAH 82) currently serves north/south trips between Carver County and Hennepin County as direct access is available to both TH 5 and TH 7. The roadway includes one vehicle lane in each direction with paved shoulders that provide space for on-road biking. This current configuration was introduced as part of a paving project completed in 2018 that included solid white pavement markings to better define the shoulder area. However, this current environment is relatively uncomfortable for multimodal users, especially people walking, as they are required to travel immediately adjacent to vehicle lanes since no sidewalk facilities currently exist. Mill Street (CSAH 82) is a priority alignment for multimodal accommodations as there is an existing grade separated crossing at TH 7 that offers a crossing option that does not conflict with people driving on the highway.

The proposed project includes the construction of a multi-use trail along Mill Street (CSAH 82) to provide a dedicated facility for people walking and biking. It is anticipated that the proposed design of the multi-use trail will be adjusted throughout the project limits to accommodate the surrounding topography. In addition, the relocation of existing overhead utilities may be required to ensure an obstruction-free facility for users. The new multi-use facility will connect users from Chanhassen, Shorewood, and Excelsior to the Downtown Excelsior Area that includes numerous places of interest. In addition, this project will provide an indirect connection to the Lake Minnetonka Regional Trail that extends from Victoria to Hopkins.

This project was requested by the Cities of Shorewood and Excelsior in 2017. The City of Shorewood completed a feasibility study in 2013 that evaluated the potential for a multi-use trail for the segment of CSAH 82 (Mill Street) within their city limits. Subsequently, the City of Excelsior also completed a feasibility study in 2021 for the portion within their city limits. This project has also been identified in a Safe Routes to School Plan that was completed for Excelsior Elementary School in 2022. Additionally, county staff are collaborating with the City of Chanhassen and Carver County to address a one-block gap in the multi-use trail system on the southern end of the project that extends beyond the Hennepin County boundary.

Regional Transportation Sales & Use Tax funding was awarded to Hennepin County through the Transportation Advisory Board's Active Transportation Program that was solicited in conjunction with the Metropolitan Council's 2024 Regional Solicitation.



| REVENUE | Budget To-Date | Act & Enc | Balance | 2025 Budget | 2026 | 2027 | 2028 | 2029 | Future | Total |
|------------------------------|------------------|-----------|------------------|------------------|------|------|------|------|--------|------------------|
| Mn/DOT State Aid - Regular | 1,050,000 | | 1,050,000 | 1,760,000 | | | | | | 2,810,000 |
| Mn/DOT State Aid - Municipal | | | | 810,000 | | | | | | 810,000 |
| Chanhassen | | | | 220,000 | | | | | | 220,000 |
| Excelsior | | | | 120,000 | | | | | | 120,000 |
| Shorewood | 150,000 | | 150,000 | 400,000 | | | | | | 550,000 |
| Total | 1,200,000 | | 1,200,000 | 3,310,000 | | | | | | 4,510,000 |

| EXPENSE | Budget To-Date | Act & Enc | Balance | 2025 Budget | 2026 | 2027 | 2028 | 2029 | Future | Total |
|--------------|------------------|----------------|----------------|------------------|------|------|------|------|--------|------------------|
| Right of Way | 500,000 | 92,400 | 407,600 | | | | | | | 500,000 |
| Construction | | | | 2,550,000 | | | | | | 2,550,000 |
| Consulting | 500,000 | 320,941 | 179,059 | 200,000 | | | | | | 700,000 |
| Contingency | 200,000 | | 200,000 | 560,000 | | | | | | 760,000 |
| Total | 1,200,000 | 413,341 | 786,659 | 3,310,000 | | | | | | 4,510,000 |

| | |
|---|---------------------------------|
| Project Name: 2182300 CSAH 82 - Const multi-use trail fr county line to 2nd St | Funding Start: 2019 |
| Major Program: Public Works | Funding Completion: 2025 |
| Department: Transportation Roads & Bridges | |

| Current Year's CIP Process Summary | Budget To-Date | 2025 Budget | 2026 | 2027 | 2028 | 2029 | Future | Total |
|------------------------------------|----------------|-------------|------|------|------|------|--------|-----------|
| Department Requested | 1,200,000 | 3,310,000 | | | | | | 4,510,000 |
| Administrator Proposed | 1,200,000 | 3,310,000 | | | | | | 4,510,000 |
| CBTF Recommended | 1,200,000 | 3,310,000 | | | | | | 4,510,000 |
| Board Approved Final | 1,200,000 | 3,310,000 | | | | | | 4,510,000 |

Scheduling Milestones (major phases only):

| Activity | Anticipated Timeframe |
|-------------------|-----------------------|
| Planning | 2012 - 2021 |
| Design | Q1 2022 - Q2 2025 |
| Bid Advertisement | Q3 2025 |
| Construction | Q4 2025 - Q3 2026 |
| Completion | 2027 |

Board Resolutions / Supplemental Information:

Project Budget Notes:

- The construction contract for this project must be awarded by December 31, 2026 to avoid jeopardizing Regional Transportation Sales & Use Tax Funds (as awarded via the Transportation Advisory Board's Active Transportation Program).

Project's Effect on the Operating Budget:

Staff does not anticipate that this project will have significant impacts to Transportation Department staff or annual operating costs. Maintenance responsibilities of the new multi-use trail facility are anticipated to be assigned to other agencies as part of cooperative agreements.

Project's Effect on County Priorities:

This project will reduce disparities in the connectivity domain by creating new separated facilities for people biking and walking along Mill Street (CSAH 82). These improvements to multimodal connections advance the county's goal of reducing vehicle miles traveled per capita by providing access to both Downtown Excelsior and the Lake Minnetonka LRT Regional Trail.

Changes from Prior CIP:

- Project budget increased by \$0.3 million from \$4.2 million to \$4.5 million; adjusting revenue sources accordingly based on an updated Division of Cost.
- Construction activities increased by \$0.3 million from \$2.3 million to \$2.6 million based on a revised Engineer's Estimate.

| Last Year's CIP Process Summary | Budget To-Date | 2024 | 2025 | 2026 | 2027 | 2028 | Future | Total |
|---------------------------------|----------------|------|-----------|------|------|------|--------|-----------|
| Department Requested | 1,200,000 | | 2,980,000 | | | | | 4,180,000 |
| Administrator Proposed | 1,200,000 | | 2,980,000 | | | | | 4,180,000 |
| CBTF Recommended | 1,200,000 | | 2,980,000 | | | | | 4,180,000 |
| Board Approved Final | 1,200,000 | | 2,980,000 | | | | | 4,180,000 |

Project Name: 2211300 CSAH 102 - Douglas Dr improve safety Medicine Lk Rd to 51st
Major Program: Public Works
Department: Transportation Roads & Bridges

Funding Start: 2024
Funding Completion: 2026

Summary:

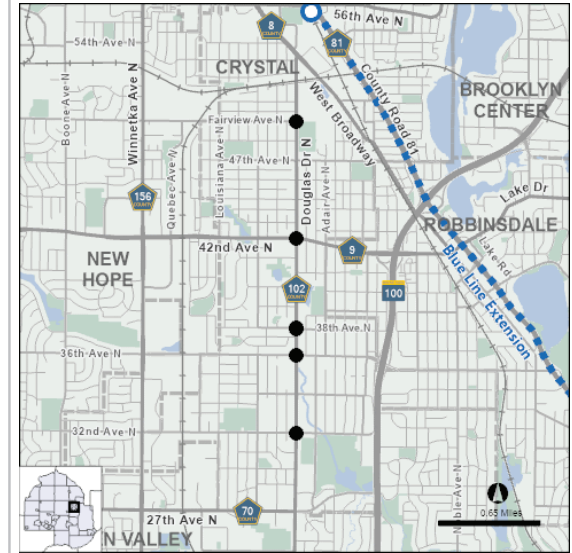
Multimodal safety improvements along Douglas Drive (CSAH 102) from Medicine Lake Road (CSAH 70) to 51st Place in the City of Crystal.

Purpose & Description:

The existing corridor along Douglas Drive (CSAH 102) from Medicine Lake Road (CSAH 70) to 51st Place experiences a relatively high frequency of injury related crashes compared to similar corridors throughout the county. The predominant crash types are rear-end, sideswipe, and left-turn related. Additionally, the Crystal Community Center is located along the project corridor, generating high user activity, especially during the summertime. This segment of Douglas Drive (CSAH 102) was last reconstructed in 1986 that introduced a four-lane roadway with sidewalk facilities along both sides. In 2010, the roadway was restriped from a four-lane undivided to a three-lane configuration as part of an overlay project to improve safety for all modes. However, no vertical elements (such as curb extensions and raised medians) were included as part of the overlay project to further enhance accessibility, safety, and mobility for people walking, using transit, biking, and driving along the corridor.

The proposed project will benefit people walking and biking along the nearby Basset Creek Regional Trail which crosses Douglas Drive (CSAH 102) at 32nd Avenue; as well as Three Rivers Park District's planned Canadian Pacific (CP) Rail Regional Trail that was awarded federal formula funding through the Metropolitan Council's 2024 Regional Solicitation. The proposed project will construct multimodal safety improvements at the following five intersections along Douglas Drive (CSAH 102): 32nd Avenue, 36th Avenue, 38th Avenue, 42nd Avenue (CSAH 9), and Fairview Avenue. Specific strategies will be determined during project development and are anticipated to include curb extensions, raised medians, crossing beacons, and traffic signal replacements/upgrades. In addition, enhancements to the existing accommodations for people biking will be evaluated as part of the design process. It is anticipated that safety improvements, accessibility upgrades, and signal upgrades will be delivered concurrent with a county preservation project along Douglas Drive (CSAH 102) that is scheduled for 2027.

Staff recommended this project for the Highway Safety Improvement Program (HSIP) given the high number of crashes that resulted in injuries. Federal formula funding was awarded for this project in 2022 through MnDOT's HSIP.



| REVENUE | Budget To-Date | Act & Enc | Balance | 2025 Budget | 2026 | 2027 | 2028 | 2029 | Future | Total |
|---------------------------------------|----------------|---------------|----------------|----------------|------------------|------|------|------|--------|------------------|
| Federal - Other - Roads | | | | | 2,000,000 | | | | | 2,000,000 |
| Mn/DOT State Aid - Flex ES | 390,000 | | 390,000 | 395,000 | 1,250,000 | | | | | 2,035,000 |
| Crystal | 50,000 | | 50,000 | 115,000 | 370,000 | | | | | 535,000 |
| Transfer - Metro Tax - Active Transpo | | | | | 100,000 | | | | | 100,000 |
| Total | 440,000 | | 440,000 | 510,000 | 3,720,000 | | | | | 4,670,000 |
| EXPENSE | Budget To-Date | Act & Enc | Balance | 2025 Budget | 2026 | 2027 | 2028 | 2029 | Future | Total |
| Right of Way | 50,000 | | 50,000 | 170,000 | | | | | | 220,000 |
| Construction | | | | | 2,850,000 | | | | | 2,850,000 |
| Consulting | 290,000 | 20,700 | 269,300 | 220,000 | 230,000 | | | | | 740,000 |
| Contingency | 100,000 | | 100,000 | 120,000 | 640,000 | | | | | 860,000 |
| Total | 440,000 | 20,700 | 419,300 | 510,000 | 3,720,000 | | | | | 4,670,000 |

| | |
|--|---------------------------------|
| Project Name: 2211300 CSAH 102 - Douglas Dr improve safety Medicine Lk Rd to 51st | Funding Start: 2024 |
| Major Program: Public Works | Funding Completion: 2026 |
| Department: Transportation Roads & Bridges | |

| Current Year's CIP Process Summary | Budget To-Date | 2025 Budget | 2026 | 2027 | 2028 | 2029 | Future | Total |
|------------------------------------|----------------|-------------|-----------|------|------|------|--------|-----------|
| Department Requested | 440,000 | 510,000 | 3,720,000 | | | | | 4,670,000 |
| Administrator Proposed | 440,000 | 510,000 | 3,720,000 | | | | | 4,670,000 |
| CBTF Recommended | 440,000 | 510,000 | 3,720,000 | | | | | 4,670,000 |
| Board Approved Final | 440,000 | 510,000 | 3,720,000 | | | | | 4,670,000 |

Scheduling Milestones (major phases only):

| Activity | Anticipated Timeframe |
|-------------------|-----------------------|
| Planning | Q1 2022 - Q4 2023 |
| Design | Q1 2024 - Q3 2025 |
| Bid Advertisement | Q4 2025 |
| Construction | Q2 2026 - Q2 2027 |
| Completion | 2028 |

Board Resolutions / Supplemental Information:

Project Budget Notes:

- This project must be authorized by MnDOT State Aid by June 30, 2026 through FHWA to avoid jeopardizing federal funds (as tracked under SP 027-030-055 by MnDOT).
- This project received concurrence by MnDOT State Aid to utilize Flex Excess Sum Funds on January 31, 2024.

Project's Effect on the Operating Budget:

Staff does not anticipate that this project will have significant impacts to Transportation Department staff or annual operating costs. The proposed project will primarily replace existing roadside and traffic assets in-kind.

Project's Effect on County Priorities:

This project will reduce disparities in the connectivity domain by improving the safety and accessibility for people walking and biking along and across Douglas Drive (CSAH 102). This project will implement proven safety countermeasures to reduce crossing distances, slow vehicle speeds, and reduce conflicts between people walking and people driving. These improvements to multimodal facilities advance the county's goal of reducing vehicle miles traveled per capita. This is especially important as the project is located in an area that includes relatively high percentages of people with limited mobility.

Changes from Prior CIP:

- Project budget increased by \$0.2 million from \$4.5 million to \$4.7 million to be financed with \$0.1 million State Aid Flex Excess Sum and \$0.1 million in TAA Active Transportation.
- Consulting activities increased by \$0.2 million from \$0.5 million to \$0.7 million in recognition of Construction Administration activities to be completed by a consultant.

| Last Year's CIP Process Summary | Budget To-Date | 2024 | 2025 | 2026 | 2027 | 2028 | Future | Total |
|---------------------------------|----------------|---------|---------|-----------|------|------|--------|-----------|
| Department Requested | | 440,000 | 510,000 | 3,490,000 | | | | 4,440,000 |
| Administrator Proposed | | 440,000 | 510,000 | 3,490,000 | | | | 4,440,000 |
| CBTF Recommended | | 440,000 | 510,000 | 3,490,000 | | | | 4,440,000 |
| Board Approved Final | | 440,000 | 510,000 | 3,490,000 | | | | 4,440,000 |

Project Name: 2021000 CSAH 116 - Partcp Rog Fletcher Bypass fr Valley Dr to CSAH 81
Major Program: Public Works
Department: Transportation Roads & Bridges

Funding Start: 2024
Funding Completion: 2025

Summary:

Participate in the City of Rogers' project to construct a new alignment for Fletcher Lane (CSAH 116) from Valley Drive to County Road 81 (CSAH 81)

Purpose & Description:

Downtown Rogers experiences relatively high traffic volumes during the afternoon rush hour caused by drivers trying to access I-94 at the nearby interchange located on TH 101. The recent construction of the Brockton Interchange has provided some congestion relief in the area, however, the area still experiences significant demand due to the current spacing of interchanges between I-94 and TH 101. Of specific concern is the County Road 116 and County Road 159 intersection that regularly experiences significant congestion in the afternoon caused by motorists traveling to TH 101 to access I-94 in Rogers.

The proposed project will construct a new bypass, known as the "Fletcher Bypass," which is located at the intersection of CR 116 and CR 159. The new roadway will begin just north of Valley Drive and extend northeasterly to County Road 81 (CSAH 81). The purpose of this project is to divert traffic from the intersection of County Road 116 and County Road 159 to adequately serve the current demand. Additionally, this project will benefit the City of Rogers by redirecting traffic onto County Road 81, and thereby, remove regional traffic from city's downtown area along Main Street (CSAH 150).

It is anticipated that once the Fletcher Bypass is constructed, the county will transfer the jurisdiction of Main Street (CSAH 150) to the City of Rogers. The CSAH mileage will then be transferred from Main Street (CSAH 150) to the new Fletcher Bypass.

The City of Rogers received federal funding for this project through the city's Congressionally Directed Spending (CDS) request.



| REVENUE | Budget To-Date | Act & Enc | Balance | 2025 Budget | 2026 | 2027 | 2028 | 2029 | Future | Total |
|----------------------------|----------------|-----------|----------------|------------------|------|------|------|------|--------|------------------|
| Mn/DOT State Aid - Flex ES | 810,000 | | 810,000 | 3,070,000 | | | | | | 3,880,000 |
| Total | 810,000 | | 810,000 | 3,070,000 | | | | | | 3,880,000 |

| EXPENSE | Budget To-Date | Act & Enc | Balance | 2025 Budget | 2026 | 2027 | 2028 | 2029 | Future | Total |
|--------------|----------------|-----------|----------------|------------------|------|------|------|------|--------|------------------|
| Right of Way | 125,000 | | 125,000 | (20,000) | | | | | | 105,000 |
| Construction | | | | 1,595,000 | | | | | | 1,595,000 |
| Consulting | 535,000 | | 535,000 | 250,000 | | | | | | 785,000 |
| Other Costs | | | | 445,000 | | | | | | 445,000 |
| Contingency | 150,000 | | 150,000 | 800,000 | | | | | | 950,000 |
| Total | 810,000 | | 810,000 | 3,070,000 | | | | | | 3,880,000 |

| | |
|--|---------------------------------|
| Project Name: 2021000 CSAH 116 - Partcp Rog Fletcher Bypass fr Valley Dr to CSAH 81 | Funding Start: 2024 |
| Major Program: Public Works | Funding Completion: 2025 |
| Department: Transportation Roads & Bridges | |

| Current Year's CIP Process Summary | Budget To-Date | 2025 Budget | 2026 | 2027 | 2028 | 2029 | Future | Total |
|------------------------------------|----------------|-------------|------|------|------|------|--------|-----------|
| Department Requested | 810,000 | 3,070,000 | | | | | | 3,880,000 |
| Administrator Proposed | 810,000 | 3,070,000 | | | | | | 3,880,000 |
| CBTF Recommended | 810,000 | 3,070,000 | | | | | | 3,880,000 |
| Board Approved Final | 810,000 | 3,070,000 | | | | | | 3,880,000 |

Scheduling Milestones (major phases only):

| Activity | Anticipated Timeframe |
|-------------------|-----------------------|
| Planning | 2011 - 2022 |
| Design | Q2 2023 - Q2 2024 |
| Bid Advertisement | Q3 2025 |
| Construction | Q1 2025 - Q4 2025 |
| Completion | 2026 |

Board Resolutions / Supplemental Information:

Project Budget Notes:

- The City of Rogers was awarded \$3,501,040 in federal funding through Congressionally Directed Spending for this project (as tracked under SP 238-136-001).

RESOLUTION 24-0050 (adopted 02/06/2024) authorized:

- Designate new roadway as CSAH 116 (Fletcher Bypass) between Territorial Road and County Road 81.
- Designate and number part of County Road 116 as County State Aid Highway (CSAH) 159.
- Re-number part of CSAH 116 as CSAH 159.

Project's Effect on the Operating Budget:

Staff anticipates that this project will have minor impacts to the annual operating costs for the Transportation Department. The addition of approximately 1.40 lane miles and 1 new traffic signal to the county system is anticipated to require approximately \$28,000 annually in maintenance costs. Maintenance responsibilities of the new multi-use trail facility are anticipated to be assigned to the City of Rogers as part of a cooperative agreement.

Project's Effect on County Priorities:

This project will advance disparity reduction efforts in the connectivity domain by providing a new arterial connection through Northwest Hennepin County that bypasses Downtown Rogers to improve mobility for all modes and complement current and planned development in the area.

Changes from Prior CIP:

- No changes to the overall project budget since the 2024-2028 Transportation CIP.
- Revenues shifted across expenditure categories in recognition of a revised Engineer's Estimate, and associated Division of Cost, generated by the City of Rogers.

| Last Year's CIP Process Summary | Budget To-Date | 2024 | 2025 | 2026 | 2027 | 2028 | Future | Total |
|---------------------------------|----------------|---------|-----------|------|------|------|--------|-----------|
| Department Requested | | 810,000 | 3,070,000 | | | | | 3,880,000 |
| Administrator Proposed | | 810,000 | 3,070,000 | | | | | 3,880,000 |
| CBTF Recommended | | 810,000 | 3,070,000 | | | | | 3,880,000 |
| Board Approved Final | | 810,000 | 3,070,000 | | | | | 3,880,000 |

Project Name: 2181700 CSAH 121 - Replace Bridge #90617 over Rush Creek
Major Program: Public Works
Department: Transportation Roads & Bridges

Funding Start: 2023
Funding Completion: 2028

Summary:

Replace Bridge #90617 along Fernbrook Lane (CSAH 121) over Rush Creek in the City of Maple Grove.

Purpose & Description:

The existing bridge (built in 1949) consists of a cast-in-place concrete box culvert that spans Rush Creek. The structure is in relatively poor condition, and therefore, has been classified as structurally deficient. The culvert is showing evidence of cracking and spalling that has exposed the structural rebar. Routine maintenance activities are no longer cost effective in extending the useful life of this bridge; therefore, a full replacement is recommended.

The proposed project will replace the deteriorating structure with a modern concrete box culvert that will be designed to provide a 75-year service life. In an effort to better accommodate people walking, rolling and biking along the corridor, it is anticipated that a wider bridge deck will be introduced. Additionally, any pavement, and drainage structures impacted by the project will be replaced in-kind.

This project is located in close proximity to Three Rivers Park District's Elm Creek Park Reserve that serves as a destination for the Crystal Lake Regional Trail, Medicine Lake Regional Trail, and Rush Creek Regional Trail. As part of the Rush Creek Regional Trail Master Plan (completed in 2008), a future extension to the west was proposed. It's anticipated that a future crossing for the Rush Creek Regional Trail would be located in the general vicinity of the county's existing bridge over Rush Creek along Fernbrook Lane (CSAH 121).

Preservation of this structure is key in supporting future residential development that's occurring in this area of Dayton and Maple Grove. Without additional improvements, the bridge structure will continue to deteriorate, and weight restrictions will likely be required.



| REVENUE | Budget To-Date | Act & Enc | Balance | 2025 Budget | 2026 | 2027 | 2028 | 2029 | Future | Total |
|----------------------------|----------------|---------------|----------------|----------------|------|------|------------------|------|--------|------------------|
| Property Tax | 70,000 | 70,000 | | | | | | | | 70,000 |
| Mn/DOT State Aid - Regular | | | | 270,000 | | | 1,900,000 | | | 2,170,000 |
| Maple Grove | 30,000 | | 30,000 | 60,000 | | | 290,000 | | | 380,000 |
| Three Rivers Park Dist | | | | 50,000 | | | 730,000 | | | 780,000 |
| Total | 100,000 | 70,000 | 30,000 | 380,000 | | | 2,920,000 | | | 3,400,000 |
| EXPENSE | Budget To-Date | Act & Enc | Balance | 2025 Budget | 2026 | 2027 | 2028 | 2029 | Future | Total |
| Right of Way | 50,000 | | 50,000 | 140,000 | | | | | | 190,000 |
| Construction | | | | | | | 2,310,000 | | | 2,310,000 |
| Consulting | 50,000 | | 50,000 | 155,000 | | | | | | 205,000 |
| Contingency | | | | 85,000 | | | 610,000 | | | 695,000 |
| Total | 100,000 | | 100,000 | 380,000 | | | 2,920,000 | | | 3,400,000 |

| | |
|---|---------------------------------|
| Project Name: 2181700 CSAH 121 - Replace Bridge #90617 over Rush Creek | Funding Start: 2023 |
| Major Program: Public Works | Funding Completion: 2028 |
| Department: Transportation Roads & Bridges | |

| Current Year's CIP Process Summary | Budget To-Date | 2025 Budget | 2026 | 2027 | 2028 | 2029 | Future | Total |
|------------------------------------|----------------|-------------|------|------|-----------|------|--------|-----------|
| Department Requested | 100,000 | 380,000 | | | 2,920,000 | | | 3,400,000 |
| Administrator Proposed | 100,000 | 380,000 | | | 2,920,000 | | | 3,400,000 |
| CBTF Recommended | 100,000 | 380,000 | | | 2,920,000 | | | 3,400,000 |
| Board Approved Final | 100,000 | 380,000 | | | 2,920,000 | | | 3,400,000 |

Scheduling Milestones (major phases only):

| Activity | Anticipated Timeframe |
|-------------------|-----------------------|
| Planning | 2019 - 2024 |
| Design | Q1 2025 - Q4 2027 |
| Bid Advertisement | Q1 2028 |
| Construction | Q2 2028 - Q3 2028 |
| Completion | 2029 |

Board Resolutions / Supplemental Information:

Project's Effect on the Operating Budget:
 Staff does not anticipate that this project will have significant impacts to Transportation Department staff or annual operating costs. The proposed project will primarily replace existing bridge assets in-kind.

Project's Effect on County Priorities:
 This project will advance disparity reduction efforts in the connectivity domain by replacing a culvert nearing the end of its useful life, ensuring mobility for all modes across Rush Creek.

- Changes from Prior CIP:**
- Project rescheduled from Program Year 2026 to Program Year 2028 to allow for coordination with Three Rivers Park District's interest in a grade separated crossing for the future Rush Creek Regional Trail.
 - Project budget increased by \$2.0 million from \$1.4 million to \$3.4 million to be financed with \$1.0 million in State Aid Regular, \$0.2 million from the City of Maple Grove, and \$0.8 million from Three Rivers Park District.
 - Right of Way activities increased by \$0.1 million from \$0.1 million to \$0.2 million.
 - Construction activities increased by \$1.4 million from \$0.9 million to \$2.3 million based on a revised Engineer's Estimate.
 - Consulting activities increased by \$0.1 million from \$0.1 million to \$0.2 million.
 - Contingencies increased by \$0.4 million from \$0.3 million to \$0.7 million.

| Last Year's CIP Process Summary | Budget To-Date | 2024 | 2025 | 2026 | 2027 | 2028 | Future | Total |
|---------------------------------|----------------|--------|---------|-----------|------|------|--------|-----------|
| Department Requested | 50,000 | 50,000 | 100,000 | 1,240,000 | | | | 1,440,000 |
| Administrator Proposed | 50,000 | 50,000 | 100,000 | 1,240,000 | | | | 1,440,000 |
| CBTF Recommended | 50,000 | 50,000 | 100,000 | 1,240,000 | | | | 1,440,000 |
| Board Approved Final | 50,000 | 50,000 | 100,000 | 1,240,000 | | | | 1,440,000 |

Project Name: 2181800 CSAH 146 - Replace Bridge #90623 over Luce Line Trail
Major Program: Public Works
Department: Transportation Roads & Bridges

Funding Start: 2022
Funding Completion: 2027

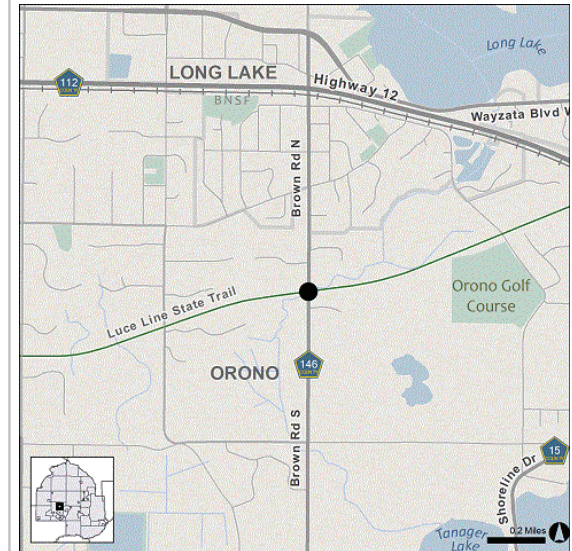
Summary:

Replace Bridge #90623 along Brown Road (CSAH 146) over the Luce Line State Trail in the City of Orono.

Purpose & Description:

The existing bridge (built in 1955) consists of a timber structure with a concrete deck that extends over Long Lake Creek and the Luce Line State Trail. The timber material throughout the structure has experienced advanced deterioration. In addition, the concrete deck is showing signs of extensive wear due to the frequency and size of visible cracking. A full replacement is being recommended as routine maintenance and repair activities are no longer cost effective in preserving this bridge asset. As a result of a routine bridge inspection, weight restrictions prohibiting certain types of commercial vehicles were introduced in 2014.

The proposed project will implement a new bridge that is designed for a 75-year service life. The completion of this project will ensure that a grade separated crossing of the Luce Line State Trail is retained to eliminate conflicts for people walking and biking along the trail underneath the bridge. Additionally, the existing railing and guardrail will be upgraded to satisfy current design standards to ensure user safety. Furthermore, this project will eliminate weight restrictions along a collector route through the Orono Area.



| REVENUE | Budget To-Date | Act & Enc | Balance | 2025 Budget | 2026 | 2027 | 2028 | 2029 | Future | Total |
|----------------------------|----------------|-----------|---------------|----------------|----------------|------------------|------|------|--------|------------------|
| Mn/DOT State Aid - Regular | 50,000 | | 50,000 | 305,000 | 225,000 | 3,715,000 | | | | 4,295,000 |
| Total | 50,000 | | 50,000 | 305,000 | 225,000 | 3,715,000 | | | | 4,295,000 |

| EXPENSE | Budget To-Date | Act & Enc | Balance | 2025 Budget | 2026 | 2027 | 2028 | 2029 | Future | Total |
|--------------|----------------|-----------|---------------|----------------|----------------|------------------|------|------|--------|------------------|
| Right of Way | | | | 45,000 | 175,000 | | | | | 220,000 |
| Construction | | | | | | 2,780,000 | | | | 2,780,000 |
| Consulting | 50,000 | | 50,000 | 190,000 | | 225,000 | | | | 465,000 |
| Contingency | | | | 70,000 | 50,000 | 710,000 | | | | 830,000 |
| Total | 50,000 | | 50,000 | 305,000 | 225,000 | 3,715,000 | | | | 4,295,000 |

| | |
|--|---------------------------------|
| Project Name: 2181800 CSAH 146 - Replace Bridge #90623 over Luce Line Trail | Funding Start: 2022 |
| Major Program: Public Works | Funding Completion: 2027 |
| Department: Transportation Roads & Bridges | |

| Current Year's CIP Process Summary | Budget To-Date | 2025 Budget | 2026 | 2027 | 2028 | 2029 | Future | Total |
|------------------------------------|----------------|-------------|---------|-----------|------|------|--------|-----------|
| Department Requested | 50,000 | 305,000 | 225,000 | 3,715,000 | | | | 4,295,000 |
| Administrator Proposed | 50,000 | 305,000 | 225,000 | 3,715,000 | | | | 4,295,000 |
| CBTF Recommended | 50,000 | 305,000 | 225,000 | 3,715,000 | | | | 4,295,000 |
| Board Approved Final | 50,000 | 305,000 | 225,000 | 3,715,000 | | | | 4,295,000 |

Scheduling Milestones (major phases only):

| Activity | Anticipated Timeframe |
|-------------------|-----------------------|
| Planning | 2020 - 2024 |
| Design | Q1 2025 - Q3 2026 |
| Bid Advertisement | Q4 2026 |
| Construction | Q2 2027 - Q4 2028 |
| Completion | 2029 |

Board Resolutions / Supplemental Information:

Project's Effect on the Operating Budget:
 Staff does not anticipate that this project will have significant impacts to Transportation Department staff or annual operating costs. The proposed project will primarily replace existing bridge assets in-kind.

Project's Effect on County Priorities:
 This project will advance disparity reduction efforts in the connectivity domain by replacing a bridge nearing the end of its useful life, ensuring mobility for all modes. In particular, this project will maintain a grade separated crossing for the Luce Line Trail, a state trail that extends underneath Brown Road (CSAH 146).

- Changes from Prior CIP:**
- Project budget decreased by \$2.1 million to preserve State Aid Regular.
 - Construction activities decreased by \$2.2 million from \$5.0 million to \$2.8 million based on a revised Engineer's Estimate.
 - Consulting activities increased by \$0.2 million from \$0.3 million to \$0.5 million in recognition of Construction Administration activities to be completed by a consultant.
 - Contingencies decreased by \$0.1 million from \$0.9 million to \$0.8 million.

| Last Year's CIP Process Summary | Budget To-Date | 2024 | 2025 | 2026 | 2027 | 2028 | Future | Total |
|---------------------------------|----------------|--------|---------|---------|-----------|-----------|--------|-----------|
| Department Requested | | 50,000 | 205,000 | 295,000 | 4,600,000 | 1,200,000 | | 6,350,000 |
| Administrator Proposed | | 50,000 | 205,000 | 295,000 | 4,600,000 | 1,200,000 | | 6,350,000 |
| CBTF Recommended | | 50,000 | 205,000 | 295,000 | 4,600,000 | 1,200,000 | | 6,350,000 |
| Board Approved Final | | 50,000 | 205,000 | 295,000 | 4,600,000 | 1,200,000 | | 6,350,000 |

Project Name: 2220600 CSAH 152 - Brooklyn Blvd improve safety at Welcome Ave
Major Program: Public Works
Department: Transportation Roads & Bridges

Funding Start: 2024
Funding Completion: 2027

Summary:

Multimodal safety improvements at Brooklyn Boulevard (CSAH 152) and Welcome Avenue in the City of Brooklyn Park.

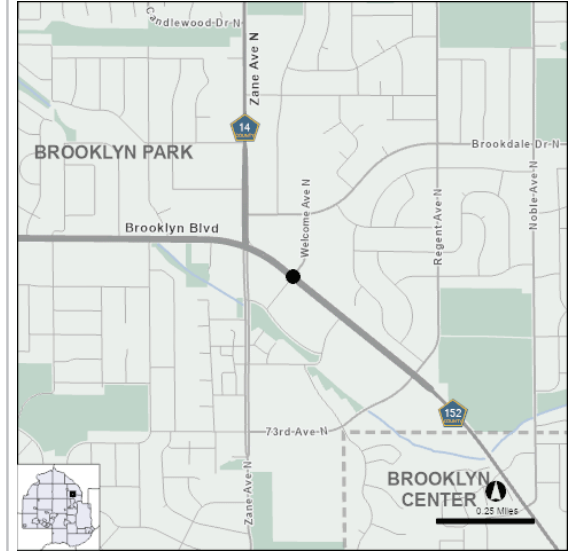
Purpose & Description:

The existing intersection of Brooklyn Boulevard (CSAH 152) at Welcome Avenue experiences a relatively high frequency of crashes compared to similar intersections throughout the county; many of which involve people walking. The intersection was last reconstructed in 1960 and was upgraded to signalized control in 1985. Brooklyn Boulevard (CSAH 152) is a divided four-lane roadway with dedicated left-turn lanes provided for people driving. Whereas, Welcome Avenue is a four-lane undivided roadway north of the intersection and a two-lane divided roadway south of the intersection; primarily providing access to the Village Creek neighborhood.

The antiquated design of the existing infrastructure, in addition to relatively high speeds and traffic volumes, creates difficult and uncomfortable crossing experiences for people walking. This intersection experiences a high rate of crashes, ranking within the County's Top 200 intersections for crashes involving people walking as well as for crashes of all types. The proposed project will improve safety and accessibility at this intersection, including enhancements for people walking, rolling, and using transit, through the following proven design strategies as determined to be feasible:

- Replace and upgrade of the existing signal system to the latest technologies, including the installation of Accessible Pedestrian Signals (APS)
- Construction of curb extensions to promote traffic calming and reduce pedestrian crossing distances
- Removal of the crosswalk skew to provide a direct path of travel across Brooklyn Boulevard (CSAH 152)
- Upgrade of pedestrian ramps to current ADA design standards
- Upgrade of lighting to ensure adequate nighttime visibility
- Modifications to existing raised medians to create a positive offset for left-turn lanes

Staff recommended this project for the Highway Safety Improvement Program (HSIP) given the high number of crashes that resulted in injuries; including a high number involving people walking. This project was awarded federal formula funding through MnDOT's 2022 HSIP.



| REVENUE | Budget To-Date | Act & Enc | Balance | 2025 Budget | 2026 | 2027 | 2028 | 2029 | Future | Total |
|------------------------------------|----------------|-----------|----------------|----------------|----------------|------------------|------|------|--------|------------------|
| Federal - Other - Roads | | | | | | 1,872,000 | | | | 1,872,000 |
| Mn/DOT State Aid - Flex ES | 212,000 | | 212,000 | 248,000 | 80,000 | 223,000 | | | | 763,000 |
| Brooklyn Park | | | | 25,000 | 35,000 | 55,000 | | | | 115,000 |
| Transfer - Metro Tax - Complete St | | | | | | 145,000 | | | | 145,000 |
| Total | 212,000 | | 212,000 | 273,000 | 115,000 | 2,295,000 | | | | 2,895,000 |

| EXPENSE | Budget To-Date | Act & Enc | Balance | 2025 Budget | 2026 | 2027 | 2028 | 2029 | Future | Total |
|--------------|----------------|----------------|---------------|----------------|----------------|------------------|------|------|--------|------------------|
| Right of Way | | | | 20,000 | 40,000 | | | | | 60,000 |
| Construction | | | | | | 1,770,000 | | | | 1,770,000 |
| Consulting | 212,000 | 200,000 | 12,000 | 178,000 | | 145,000 | | | | 535,000 |
| Contingency | | | | 75,000 | 75,000 | 380,000 | | | | 530,000 |
| Total | 212,000 | 200,000 | 12,000 | 273,000 | 115,000 | 2,295,000 | | | | 2,895,000 |

| | |
|---|---------------------------------|
| Project Name: 2220600 CSAH 152 - Brooklyn Blvd improve safety at Welcome Ave | Funding Start: 2024 |
| Major Program: Public Works | Funding Completion: 2027 |
| Department: Transportation Roads & Bridges | |

| Current Year's CIP Process Summary | Budget To-Date | 2025 Budget | 2026 | 2027 | 2028 | 2029 | Future | Total |
|------------------------------------|----------------|-------------|---------|-----------|------|------|--------|-----------|
| Department Requested | 212,000 | 273,000 | 115,000 | 2,295,000 | | | | 2,895,000 |
| Administrator Proposed | 212,000 | 273,000 | 115,000 | 2,295,000 | | | | 2,895,000 |
| CBTF Recommended | 212,000 | 273,000 | 115,000 | 2,295,000 | | | | 2,895,000 |
| Board Approved Final | 212,000 | 273,000 | 115,000 | 2,295,000 | | | | 2,895,000 |

Scheduling Milestones (major phases only):

| Activity | Anticipated Timeframe |
|-------------------|-----------------------|
| Planning | Q1 2022 - Q4 2023 |
| Design | Q1 2024 - Q4 2026 |
| Bid Advertisement | Q1 2027 |
| Construction | Q2 2027 - Q4 2027 |
| Completion | 2028 |

Board Resolutions / Supplemental Information:

Project Budget Notes:

- This project must be authorized by MnDOT State Aid by June 30, 2027 through FHWA to avoid jeopardizing federal funds (as tracked under SP 027-752-040 by MnDOT)
- This project received concurrence by MnDOT State Aid to utilize Flex Excess Sum Funds on January 31, 2024.

Project's Effect on the Operating Budget:

Staff does not anticipate that this project will have significant impacts to Transportation Department staff or annual operating costs. The proposed project will primarily replace existing traffic and roadside assets in-kind.

Project's Effect on County Priorities:

This project will reduce disparities in the connectivity domain by implementing proven safety measures at an intersection with a history of pedestrian crashes. Improving transportation infrastructure will create safe and accessible connections for all modes, especially people walking and biking.

Changes from Prior CIP:

- Project budget increased by \$0.1 million from \$2.8 million to \$2.9 million to be financed with TAA Complete Streets.
- Consulting activities increased by \$0.1 million from \$0.4 million to \$0.5 million in recognition of Construction Administration activities to be completed by a consultant.

| Last Year's CIP Process Summary | Budget To-Date | 2024 | 2025 | 2026 | 2027 | 2028 | Future | Total |
|---------------------------------|----------------|---------|---------|---------|-----------|------|--------|-----------|
| Department Requested | | 212,000 | 273,000 | 115,000 | 2,150,000 | | | 2,750,000 |
| Administrator Proposed | | 212,000 | 273,000 | 115,000 | 2,150,000 | | | 2,750,000 |
| CBTF Recommended | | 212,000 | 273,000 | 115,000 | 2,150,000 | | | 2,750,000 |
| Board Approved Final | | 212,000 | 273,000 | 115,000 | 2,150,000 | | | 2,750,000 |

Project Name: 2176400 CSAH 152 - Replace Bridge #91333 over Bassett Creek
Major Program: Public Works
Department: Transportation Roads & Bridges

Funding Start: 2021
Funding Completion: 2025

Summary:

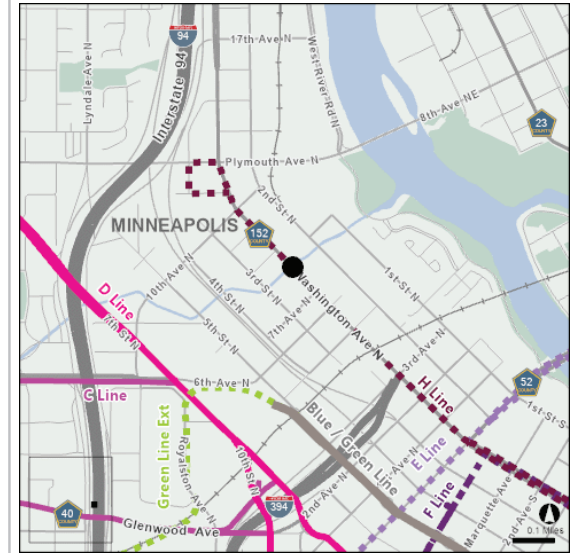
Rehabilitate Bridge #91333 along Washington Avenue N (CSAH 152) over Bassett Creek in the City of Minneapolis.

Purpose & Description:

The existing structure (built in 1923) consists of a concrete masonry arch design that is entirely buried underneath Washington Avenue N (CSAH 152). It is classified as structurally deficient based on the condition of its primary structural elements. The nearly 100-year-old structure is experiencing advanced deterioration along its walls and arch, especially near the waterline. In addition, there is evidence of spalling in between the masonry blocks. This structure is nearing the end of its useful life; therefore, a capital project is being recommended as routine maintenance activities and repairs are no longer cost effective in preserving this structure.

At this time, the specific type of improvement has not yet been determined. County staff will explore potential options to preserve the existing structure, as an alternative to full replacement, as part of the project development process. This alternative may be preferred as it would offer a more cost effective option to preserve the bridge structure, and also minimize disruptions to the travelling public.

The structure is located in the active North Loop Neighborhood of Minneapolis, where Washington Avenue N (CSAH 152) serves as critical connection to Downtown Minneapolis. This area is experiencing rapid re-development that includes a mix of residential, commercial, and business uses. Therefore, it's critical to preserve the condition of this structure to ensure mobility for people walking, using transit, biking, and driving along the corridor. Furthermore, this project will be coordinated with Metro Transit's implementation of its H Line Arterial Bus Rapid Transit (ABRT) service. The H Line service is anticipated to extend along Washington Avenue N (CSAH 152) through this area that's commonly referred to the North Loop.



| REVENUE | Budget To-Date | Act & Enc | Balance | 2025 Budget | 2026 | 2027 | 2028 | 2029 | Future | Total |
|-------------------------------------|------------------|----------------|------------------|----------------|------|------|------|------|--------|------------------|
| Bonds - GO Roads | 2,000,000 | | 2,000,000 | (2,000,000) | | | | | | 0 |
| Mn/DOT State Aid - Regular | 850,000 | | 850,000 | 2,050,000 | | | | | | 2,900,000 |
| Transfer - Metro Tax - Preservation | | | | 300,000 | | | | | | 300,000 |
| Total | 2,850,000 | | 2,850,000 | 350,000 | | | | | | 3,200,000 |
| EXPENSE | Budget To-Date | Act & Enc | Balance | 2025 Budget | 2026 | 2027 | 2028 | 2029 | Future | Total |
| Right of Way | 100,000 | | 100,000 | | | | | | | 100,000 |
| Construction | 2,000,000 | | 2,000,000 | | | | | | | 2,000,000 |
| Consulting | 650,000 | 158,000 | 492,000 | (250,000) | | | | | | 400,000 |
| Contingency | 100,000 | | 100,000 | 600,000 | | | | | | 700,000 |
| Total | 2,850,000 | 158,000 | 2,692,000 | 350,000 | | | | | | 3,200,000 |

| | |
|--|---------------------------------|
| Project Name: 2176400 CSAH 152 - Replace Bridge #91333 over Bassett Creek | Funding Start: 2021 |
| Major Program: Public Works | Funding Completion: 2025 |
| Department: Transportation Roads & Bridges | |

| Current Year's CIP Process Summary | Budget To-Date | 2025 Budget | 2026 | 2027 | 2028 | 2029 | Future | Total |
|------------------------------------|----------------|-------------|------|------|------|------|--------|-----------|
| Department Requested | 2,850,000 | 1,700,000 | | | | | | 4,550,000 |
| Administrator Proposed | 2,850,000 | 350,000 | | | | | | 3,200,000 |
| CBTF Recommended | 2,850,000 | 350,000 | | | | | | 3,200,000 |
| Board Approved Final | 2,850,000 | 350,000 | | | | | | 3,200,000 |

Scheduling Milestones (major phases only):

| Activity | Anticipated Timeframe |
|-------------------|-----------------------|
| Planning | 2020 - 2023 |
| Design | Q2 2024 - Q2 2025 |
| Bid Advertisement | Q3 2025 |
| Construction | Q4 2025 - Q2 2026 |
| Completion | 2027 |

Board Resolutions / Supplemental Information:

Project's Effect on the Operating Budget:

Staff does not anticipate that this project will have significant impacts to Transportation Department staff or annual operating costs. The proposed project will primarily rehabilitate or replace existing bridge assets in-kind.

Project's Effect on County Priorities:

This project will advance disparity reduction efforts in the connectivity domain by rehabilitating a bridge that is nearing the end of its useful life, ensuring mobility for all modes across the Bassett Creek. This is especially important as the project is located in an area that includes relatively high percentages of people with limited mobility.

- Changes from Prior CIP:**
- Project Budget decreased by \$1.4 million from \$4.6 million to \$3.2 million to preserve County Bonds.
 - Consulting activiteis decreased by \$0.4 million from \$0.8 million to \$0.4 million.
 - Construction activites decreased by \$1.0 million from \$3.0 million to \$2.0 million based on a revised Engineer's Estimate.

| Last Year's CIP Process Summary | Budget To-Date | 2024 | 2025 | 2026 | 2027 | 2028 | Future | Total |
|---------------------------------|----------------|---------|-----------|------|------|------|--------|-----------|
| Department Requested | 2,650,000 | 600,000 | 1,300,000 | | | | | 4,550,000 |
| Administrator Proposed | 2,650,000 | 200,000 | 1,700,000 | | | | | 4,550,000 |
| CBTF Recommended | 2,650,000 | 200,000 | 1,700,000 | | | | | 4,550,000 |
| Board Approved Final | 2,650,000 | 200,000 | 1,700,000 | | | | | 4,550,000 |

Project Name: 2220200 CSAH 152 - Reconstruct Cedar Ave fr Lake St to 24th St
Major Program: Public Works
Department: Transportation Roads & Bridges

Funding Start: 2023
Funding Completion: 2026

Summary:

Reconstruct Cedar Avenue (CSAH 152) from 150' north of Lake Street (CSAH 3) to 24th Street in the City of Minneapolis.

Purpose & Description:

The existing roadway (last reconstructed in the 1960s) is nearing the end of its useful life and warrants replacement. Routine maintenance activities (such as overlays and crackseals) are no longer cost effective in preserving assets. The current roadway consists of a two-lane undivided configuration with on-street parking. No dedicated turn lanes for people driving currently exist along the corridor. Although sidewalk facilities are provided along both sides of the roadway, the lack of traffic calming design strategies along Cedar Avenue (CSAH 152) creates an uncomfortable crossing experience for people walking. This roadway provides key first mile/last mile connections to transit service, east/west bikeway facilities, transit connections, and important community services.

The proposed project is anticipated to include new pavement, curb, storm water utilities, sidewalk facilities, ADA accommodations, and traffic signals. It is anticipated that Complete and Green Streets design strategies (such as raised medians, curb extensions, and streetscaping) will be introduced to not only improve the crossing experiences for people walking, but also to manage vehicle speeds. The addition of a new bikeway facility will be evaluated as part of the project development process.

This project presents a number of opportunities to coordinate with planned improvements in the area. First, the Minneapolis Park and Recreation Board is planning improvements at Cedar Field Park that will generate crossing activity of Cedar Avenue (CSAH 152). Second, the City of Minneapolis is leading the Phillips Neighborhood Traffic Safety Project to promote traffic calming along nearby streets, as well as the Little Earth Transportation Study to identify opportunities to improve safety, comfort, and placemaking in the area bounded by 18th Avenue, 26th Street, Ogema Place, and 24th Street. Lastly, Metro Transit has identified Route 22, which operates along Cedar Avenue (CSAH 152) as a suitable corridor for Arterial Bus Rapid Transit (ABRT) service as part of its Network Next study.

This project was awarded federal formula funding through the Metropolitan Council's 2022 Regional Solicitation. This project represents Phase 1 (of 4) of capital improvements anticipated for the Cedar Avenue (CSAH 152) corridor in the City of Minneapolis.



| REVENUE | Budget To-Date | Act & Enc | Balance | 2025 Budget | 2026 | 2027 | 2028 | 2029 | Future | Total |
|----------------------------|------------------|------------------|----------------|------------------|-------------------|------|------|------|--------|-------------------|
| Property Tax | 300,000 | 600,000 | (300,000) | | | | | | | 300,000 |
| Federal - Other - Roads | | | | | 5,536,000 | | | | | 5,536,000 |
| Mn/DOT State Aid - Regular | 1,010,000 | 440,000 | 570,000 | 1,210,000 | 3,571,000 | | | | | 5,791,000 |
| Minneapolis | 420,000 | | 420,000 | 600,000 | 1,768,000 | | | | | 2,788,000 |
| Total | 1,730,000 | 1,040,000 | 690,000 | 1,810,000 | 10,875,000 | | | | | 14,415,000 |
| EXPENSE | Budget To-Date | Act & Enc | Balance | 2025 Budget | 2026 | 2027 | 2028 | 2029 | Future | Total |
| Right of Way | 200,000 | | 200,000 | 1,160,000 | | | | | | 1,360,000 |
| Construction | | | | | 8,520,000 | | | | | 8,520,000 |
| Consulting | 1,430,000 | 1,523,247 | (93,247) | 550,000 | | | | | | 1,980,000 |
| Contingency | 100,000 | | 100,000 | 100,000 | 2,355,000 | | | | | 2,555,000 |
| Total | 1,730,000 | 1,523,247 | 206,753 | 1,810,000 | 10,875,000 | | | | | 14,415,000 |

| | |
|---|---------------------------------|
| Project Name: 2220200 CSAH 152 - Reconstruct Cedar Ave fr Lake St to 24th St | Funding Start: 2023 |
| Major Program: Public Works | Funding Completion: 2026 |
| Department: Transportation Roads & Bridges | |

| Current Year's CIP Process Summary | Budget To-Date | 2025 Budget | 2026 | 2027 | 2028 | 2029 | Future | Total |
|------------------------------------|----------------|-------------|------------|------|------|------|--------|------------|
| Department Requested | 1,730,000 | 1,810,000 | 10,875,000 | | | | | 14,415,000 |
| Administrator Proposed | 1,730,000 | 1,810,000 | 10,875,000 | | | | | 14,415,000 |
| CBTF Recommended | 1,730,000 | 1,810,000 | 10,875,000 | | | | | 14,415,000 |
| Board Approved Final | 1,730,000 | 1,810,000 | 10,875,000 | | | | | 14,415,000 |

Scheduling Milestones (major phases only):

| Activity | Anticipated Timeframe |
|-------------------|-----------------------|
| Planning | Q1 2022 - Q4 2022 |
| Design | Q1 2023 - Q4 2025 |
| Bid Advertisement | Q4 2025 |
| Construction | Q2 2026 - Q4 2028 |
| Completion | 2029 |

Project's Effect on the Operating Budget:

Additional planning and design work is required to determine the project's anticipated impact to Transportation Department staff or annual operating costs.

Project's Effect on County Priorities:

This project will reduce disparities in the connectivity domain by introducing Complete and Green Streets Design strategies as part a roadway reconstruction located within the Little Earth community and East Philips neighborhood. Safe and accessible transportation infrastructure is anticipated to promote connected communities, thereby advancing the county's county of reducing vehicle miles traveled per capita.

Changes from Prior CIP:

- Project Budget increased by \$4.8 million from \$9.6 million to \$14.4 million to be financed with \$0.2 million in Property Tax, \$2.7 million in State Aid Regular, and \$1.9 million in City of Minneapolis - noting that a budget amendment was authorized by Resolution 24-0261.
- Right of Way activities increased by \$0.4 million from \$1.0 million to \$1.4 million.
- Construction activities increased by \$2.8 million from \$5.8 million to \$8.5 million based on a revised Engineer's Estimate.
- Consulting activities increased by \$0.9 million from \$1.1 million to \$2.0 million.
- Contingencies increased by \$0.7 million from \$1.8 million to \$2.5 million.

Board Resolutions / Supplemental Information:

Project Budget Notes:

- This project must be authorized by MnDOT State Aid by June 30, 2026 through FHWA to avoid jeopardizing federal funds (as tracked under SP 027-752-039 by MnDOT).

RESOLUTION 23-0213 (adopted 06/06/2023) authorized:

- Neg work auth under Master Agmt PR00002760 with Short Elliot Hendrickson, Inc. for preliminary design engineering and professional services at a NTE amount of \$800,000.

RESOLUTION 24-0261 (adopted 06/25/2024) authorized:

- Neg work auth under Principal Agmt PR00002760 with Short Elliot Hendrickson, Inc for final design engineering and professional services for the reconst of County State Aid Highway (CSAH) 152 (Cedar Avenue) between CSAH 3 (Lake Street) and 24th St in the city of Minneapolis, CP 2220200, at NTE amount of \$900,000.
- Property tax of \$300,000 be transferred from CP 2201200 to CP 2220200, increasing the revenue from Minneapolis by \$300,000 (from \$120,000 to \$420,000).
- That the total revenues for CP 2220200 be increased by \$600,000 (from \$1,130,000 to \$1,730,000) as part of the 2024 Capital Budget.

| Last Year's CIP Process Summary | Budget To-Date | 2024 | 2025 | 2026 | 2027 | 2028 | Future | Total |
|---------------------------------|----------------|---------|-----------|-----------|------|------|--------|-----------|
| Department Requested | 360,000 | 770,000 | 1,160,000 | 7,290,000 | | | | 9,580,000 |
| Administrator Proposed | 360,000 | 770,000 | 1,160,000 | 7,290,000 | | | | 9,580,000 |
| CBTF Recommended | 360,000 | 770,000 | 1,160,000 | 7,290,000 | | | | 9,580,000 |
| Board Approved Final | 360,000 | 770,000 | 1,160,000 | 7,290,000 | | | | 9,580,000 |

Project Name: 2240700 CSAH 152 - Reconstruct Cedar Ave fr 42nd St to Lake St
Major Program: Public Works
Department: Transportation Roads & Bridges

Funding Start: 2025
Funding Completion: 2029

Summary:

Reconstruct Cedar Avenue (CSAH 152) from 150' north of 42nd Street (CSAH 42) to 150' south of Lake Street (CSAH 3) in the City of Minneapolis.

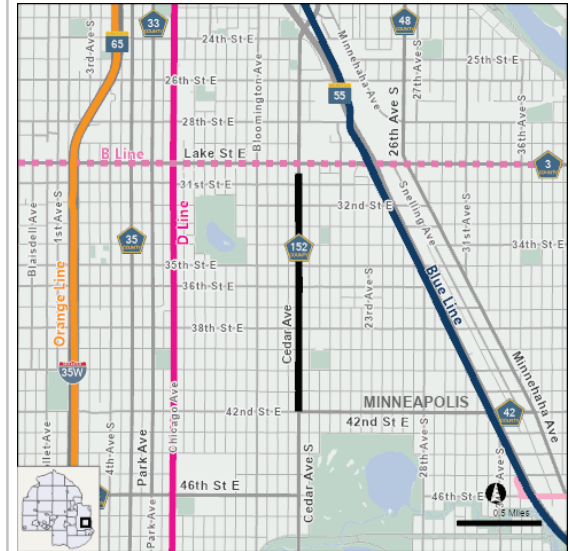
Purpose & Description:

The existing roadway (last reconstructed in 1967) is nearing the end of its useful life and warrants replacement as routine maintenance activities are no longer cost effective in preserving assets. The roadway was originally constructed as a constrained, undivided, 4-lane configuration. The segment extending from 38th Street to Lake Street (CSAH 3) was restriped in from a 4-lane configuration to a 2-lane configuration in 2020, as the outside travel lanes were no longer suitable for supporting vehicle loads.

The proposed project will reconstruct existing assets, and is anticipated to include: new pavement, curb, storm water structures, sidewalk, and traffic signals. In recognition of new technologies available in the industry, such as pedestrian crossing beacons, alternative intersection control devices may be implemented at locations that currently operate under signalized control. In addition, Complete and Green Streets design strategies such as pedestrian crossing enhancements (curb extensions and raised medians), left turn lanes, bikeway accommodations, trees, and streetscaping features will also be considered as part of the project development process in an effort to benefit people walking, using transit, and biking in the area.

Metro Transit has identified Route 22, which operates along Cedar Avenue (CSAH 152), as a suitable corridor for Arterial Bus Rapid Transit (ABRT) service as part of its Network Next study. The project will improve first and last mile connections for existing transit service to Metro Transit Route 14, 22, and 23; as well as leveraging other investments along Lake Street (CSAH 3) that have been made in recent years.

Federal formula funding was awarded in 2024 through the Regional Solicitation for this project. This project represents Phase 2 (of 4) of capital improvements anticipated for the Cedar Avenue (CSAH 152) corridor in the City of Minneapolis.



| REVENUE | Budget To-Date | Act & Enc | Balance | 2025 Budget | 2026 | 2027 | 2028 | 2029 | Future | Total |
|-------------------------------------|----------------|-----------|---------|------------------|------------------|------------------|-------------------|------------------|--------|-------------------|
| Federal - Other - Roads | | | | | | | 7,000,000 | | | 7,000,000 |
| Mn/DOT State Aid - Regular | | | | 1,860,000 | 1,480,000 | 900,000 | 4,495,000 | 2,460,000 | | 11,195,000 |
| Minneapolis | | | | 80,000 | 240,000 | 740,000 | 1,125,000 | 610,000 | | 2,795,000 |
| Transfer - Metro Tax - Preservation | | | | | | | 800,000 | 230,000 | | 1,030,000 |
| Total | | | | 1,940,000 | 1,720,000 | 1,640,000 | 13,420,000 | 3,300,000 | | 22,020,000 |

| EXPENSE | Budget To-Date | Act & Enc | Balance | 2025 Budget | 2026 | 2027 | 2028 | 2029 | Future | Total |
|--------------|----------------|-----------|---------|------------------|------------------|------------------|-------------------|------------------|--------|-------------------|
| Right of Way | | | | | 340,000 | 1,370,000 | | | | 1,710,000 |
| Construction | | | | | | | 10,000,000 | 2,860,000 | | 12,860,000 |
| Consulting | | | | 1,540,000 | 1,030,000 | | 800,000 | 230,000 | | 3,600,000 |
| Contingency | | | | 400,000 | 350,000 | 270,000 | 2,620,000 | 210,000 | | 3,850,000 |
| Total | | | | 1,940,000 | 1,720,000 | 1,640,000 | 13,420,000 | 3,300,000 | | 22,020,000 |

| | |
|---|---------------------------------|
| Project Name: 2240700 CSAH 152 - Reconstruct Cedar Ave fr 42nd St to Lake St | Funding Start: 2025 |
| Major Program: Public Works | Funding Completion: 2029 |
| Department: Transportation Roads & Bridges | |

| Current Year's CIP Process Summary | Budget To-Date | 2025 Budget | 2026 | 2027 | 2028 | 2029 | Future | Total |
|------------------------------------|----------------|-------------|-----------|-----------|------------|-----------|--------|------------|
| Department Requested | | 1,940,000 | 1,720,000 | 1,640,000 | 13,420,000 | 3,300,000 | | 22,020,000 |
| Administrator Proposed | | 1,940,000 | 1,720,000 | 1,640,000 | 13,420,000 | 3,300,000 | | 22,020,000 |
| CBTF Recommended | | 1,940,000 | 1,720,000 | 1,640,000 | 13,420,000 | 3,300,000 | | 22,020,000 |
| Board Approved Final | | 1,940,000 | 1,720,000 | 1,640,000 | 13,420,000 | 3,300,000 | | 22,020,000 |

Scheduling Milestones (major phases only):

| Activity | Anticipated Timeframe |
|-------------------|-----------------------|
| Planning | Q2 2023 - Q4 2024 |
| Design | Q1 2025 - Q4 2027 |
| Bid Advertisement | Q1 2028 |
| Construction | Q2 2028 - Q3 2029 |
| Completion | 2030 |

Board Resolutions / Supplemental Information:

Project Budget Notes:

- This project must be authorized by MnDOT State Aid by June 30, 2029 through FHWA to avoid jeopardizing federal funds (as tracked under SP 027-752-041 by MnDOT).

Project's Effect on the Operating Budget:

Additional planning and design work is required to determine the project's anticipated impact to Transportation Department staff or annual operating costs.

Project's Effect on County Priorities:

This project will reduce disparities in the connectivity domain by creating safe and accessible transportation facilities for all modes of travel including those walking, biking, rolling, and using transit. These improvements to multimodal connections advance the county's goal of reducing vehicle miles traveled per capita. In addition, the project will incorporate Complete and Green Streets elements where feasible. This is especially important as the project is located in an area that includes relatively high percentages of people with limited mobility and households with low income.

Changes from Prior CIP:

- This is a new project request by Transportation Project Delivery for the 2025-2029 Transportation CIP to reconstruct Cedar Avenue (CSAH 152) from 42nd Street (CSAH 42) to Lake Street (CSAH 3) in the City of Minneapolis.

| Last Year's CIP Process Summary | Budget To-Date | 2024 | 2025 | 2026 | 2027 | 2028 | Future | Total |
|---------------------------------|----------------|------|------|------|------|------|--------|-------|
| Department Requested | | | | | | | | |
| Administrator Proposed | | | | | | | | |
| CBTF Recommended | | | | | | | | |
| Board Approved Final | | | | | | | | |

Project Name: 2140800 CSAH 153 - Reconst Lowry Ave fr Marshall St to Washington
Major Program: Public Works
Department: Transportation Roads & Bridges

Funding Start: 2022
Funding Completion: 2027

Summary:

Reconstruct Lowry Avenue NE (CSAH 153) from Marshall Street NE (CSAH 23) to Washington Street NE in the City of Minneapolis.

Purpose & Description:

The existing roadway (last reconstructed in 1962) is nearing the end of its useful life and warrants replacement. Routine maintenance activities are no longer cost effective in preserving assets. The roadway was originally constructed as concrete pavement that has since received bituminous overlays over its concrete surface. These conditions are undesirable as they result in premature cracking in the pavement surface at pre-existing joints, creating an unpleasurable experience for people rolling, biking, and driving. Existing sidewalk facilities are located immediately adjacent to the roadway, include various obstructions within the walking route, and include many pedestrian ramps that do not satisfy current ADA design standards. Furthermore, there is an existing Burlington Northern Santa Fe (BNSF) Railroad bridge that extends over Lowry Avenue NE (CSAH 153) near 7th Street NE. The bridge structure presents a constrained environment as it only provides adequate space underneath for one vehicle lane in each direction, resulting in an undesirable convergence of vehicle lanes.

Housing and Economic Development completed the Lowry Avenue NE Framework Plan in 2015 that identified corridor needs in terms of mobility and development potential. Two main themes ensued from the study. First, the opportunity to create a more pedestrian friendly environment; and second, to make improvements at the University Avenue NE (TH 47) and Central Avenue NE (TH 65) intersections.

The proposed project will include new pavement, curb, storm water utilities, sidewalk and bike facilities, ADA accommodations, and traffic signals. It is anticipated that a boulevard will be constructed to provide space for streetscaping elements, separate people walking from people driving, and provide space for signs and snow storage. Staff is currently analyzing various roadway configurations to determine the recommended environment to accommodate the competing needs for space.

Proposed improvements at the Lowry Avenue NE (CSAH 153) and University Avenue NE (TH 47) intersection are currently under review among project stakeholders to determine if another planned project is better suited to incorporate the county's planned scope of work given the existing constrained conditions.

Federal formula funding was awarded for this project in 2020 through the Metropolitan Council's Regional Solicitation. This project represents Phase 2 (of 3) of capital improvements anticipated for the Lowry Avenue NE (CSAH 153) corridor in Northeast Minneapolis.



| REVENUE | Budget To-Date | Act & Enc | Balance | 2025 Budget | 2026 | 2027 | 2028 | 2029 | Future | Total |
|----------------------------|------------------|----------------|------------------|-------------|-------------------|------------------|------|------|--------|-------------------|
| Federal - Other - Roads | | | | | 7,600,000 | | | | | 7,600,000 |
| Mn/DOT State Aid - Regular | 2,260,000 | 350,000 | 1,910,000 | | 5,225,000 | 1,500,000 | | | | 8,985,000 |
| Minneapolis | 1,140,000 | | 1,140,000 | | 1,360,000 | | | | | 2,500,000 |
| Total | 3,400,000 | 350,000 | 3,050,000 | | 14,185,000 | 1,500,000 | | | | 19,085,000 |
| EXPENSE | Budget To-Date | Act & Enc | Balance | 2025 Budget | 2026 | 2027 | 2028 | 2029 | Future | Total |
| Right of Way | 2,000,000 | | 2,000,000 | | | | | | | 2,000,000 |
| Construction | | | | | 11,785,000 | 1,000,000 | | | | 12,785,000 |
| Consulting | 700,000 | 831,450 | (131,450) | | | | | | | 700,000 |
| Other Costs | | 465 | (465) | | | | | | | |
| Contingency | 700,000 | | 700,000 | | 2,400,000 | 500,000 | | | | 3,600,000 |
| Total | 3,400,000 | 831,915 | 2,568,085 | | 14,185,000 | 1,500,000 | | | | 19,085,000 |

| | |
|--|---------------------------------|
| Project Name: 2140800 CSAH 153 - Reconst Lowry Ave fr Marshall St to Washington | Funding Start: 2022 |
| Major Program: Public Works | Funding Completion: 2027 |
| Department: Transportation Roads & Bridges | |

| Current Year's CIP Process Summary | Budget To-Date | 2025 Budget | 2026 | 2027 | 2028 | 2029 | Future | Total |
|------------------------------------|----------------|-------------|------------|-----------|------|------|--------|------------|
| Department Requested | 3,400,000 | 14,185,000 | | | | | | 17,585,000 |
| Administrator Proposed | 3,400,000 | | 14,185,000 | 1,500,000 | | | | 19,085,000 |
| CBTF Recommended | 3,400,000 | | 14,185,000 | 1,500,000 | | | | 19,085,000 |
| Board Approved Final | 3,400,000 | | 14,185,000 | 1,500,000 | | | | 19,085,000 |

Scheduling Milestones (major phases only):

| Activity | Anticipated Timeframe |
|-------------------|-----------------------|
| Planning | 2014 - 2021 |
| Design | Q1 2022 - Q3 2025 |
| Bid Advertisement | Q1 2026 |
| Construction | Q2 2026 - Q4 2027 |
| Completion | 2028 |

Project's Effect on the Operating Budget:

Staff does not anticipate that this project will have significant impacts to Transportation Department staff or annual operating costs. The financial impact from the reduction of 1.42 lane miles will preserve approximately \$19,600 in annual maintenance costs.

Project's Effect on County Priorities:

This project will reduce disparities in the connectivity domain by improving accessibility and enhancing safety for all modes. These improvements to multimodal connections advance the county's of reducing of reducing vehicle miles traveled per capita. This is especially important as the project is located in an area that includes relatively high percentages of people with limited mobility. The project will also promote affordable connectivity through expansion of fiber communications where not already present in the project area.

Changes from Prior CIP:

- Project rescheduled from Program Year 2025 to Program Year 2026.
- Project budget increased by \$4.4 million from \$14.7 million to \$19.1 million to be financed with Federal, State Aid Regular, and the City of Minneapolis.
- Construction activities increased by \$3.8 million from \$9.0 million to \$12.8 million based on a revised Engineer's Estimate.
- Contingencies increased by \$0.6 million from \$3.0 million to \$3.6 million.
- County cost participation for improvements at the Lowry Avenue NE (CSAH 153) and University Avenue NE (TH 47) intersection scheduled for Program Year 2027 to coincide with the schedule for MnDOT's University Avenue (TH 47) project.

Board Resolutions / Supplemental Information:

Project Budget Notes:

- This project must be authorized by MnDOT State Aid by June 30, 2025 through FHWA to avoid jeopardizing federal funds (as tracked under SP 027-753-021 by MnDOT).
- This project is Phase 2 (of 3) of capital improvements recommended for the Lowry Avenue NE corridor and is related to Capital Projects 2140900 and 2141000.
- Appropriated \$2,650,000 in county bonds that were previously programmed in the Lowry Avenue NE Community Works Capital Project (CP 1001648) as part of the 2021-2025. These funds are intended to complement CP 2140800 for bicycle, pedestrian, and drainage improvements to better accommodate future development opportunities along Lowry Avenue NE (CSAH 153) as recommended by the Lowry Avenue NE Corridor Plan and Implementation Framework that was completed in 2015. Subsequently, in recognition of new funding introduced as part of the 2023 state legislative session, other revenue sources were substituted for the \$2,650,000 in county bonds that were previously requested.

RESOLUTION 24-0197 (adopted on 05/14/2024) authorized:

- Submittal of variance request to MnDOT related to the vertical clearance associated with the existing Burlington Northern Santa Fe Railway (BNSF) Bridge #90625 (as part of SP 027-753-021)

| Last Year's CIP Process Summary | Budget To-Date | 2024 | 2025 | 2026 | 2027 | 2028 | Future | Total |
|---------------------------------|----------------|-----------|------------|------|------|------|--------|------------|
| Department Requested | 1,500,000 | 1,900,000 | 11,300,000 | | | | | 14,700,000 |
| Administrator Proposed | 1,500,000 | 1,900,000 | 11,300,000 | | | | | 14,700,000 |
| CBTF Recommended | 1,500,000 | 1,900,000 | 11,300,000 | | | | | 14,700,000 |
| Board Approved Final | 1,500,000 | 1,900,000 | 11,300,000 | | | | | 14,700,000 |

Project Name: 2140900 CSAH 153 - Reconst Lowry Ave fr Washington St NE to Johnson
Major Program: Public Works
Department: Transportation Roads & Bridges

Funding Start: 2014
Funding Completion: 2028

Summary:

Reconstruct Lowry Avenue NE (CSAH 153) from Washington Street NE to Johnson Street NE in the City of Minneapolis.

Purpose & Description:

The existing roadway (last reconstructed in 1968) is nearing the end of its useful life and warrants replacement. The pavement currently extends over the gutter pan, reducing the safety and drainage benefits provided by the curb. Furthermore, the sidewalk facilities are located immediately adjacent to the roadway, include various obstructions within the walking route and many pedestrian ramps that do not meet current ADA design standards. These sidewalk characteristics result in poor accommodations for people walking and rolling, especially those with limited mobility.

Housing and Economic Development completed the Lowry Avenue NE Framework Plan in 2015 that identified corridor needs in terms of mobility and development potential. Two main themes ensued from the study. First, the opportunity to create a more pedestrian friendly environment, and second, to make improvements at the University Avenue NE (TH 47) and Central Avenue NE (TH 65) intersections.

The proposed project will include new pavement, curb, storm water utilities, sidewalk, and bikeway, ADA accommodations, and traffic signals. It is anticipated that a boulevard area will be introduced to accomplish the following: provide space for streetscaping elements, separate people walking, rolling and biking from people driving, and provide adequate space for signs and snow storage.

In recognition of the existing constrained conditions, improvements at the Lowry Avenue NE (CSAH 153) and Central Avenue NE (TH 65) intersection will occur as part of MnDOT's Central Avenue NE (TH 65) Reconstruction Project that's anticipated to begin in 2028 and include project elements associated with Metro Transit's planned F Line Arterial BRT service. (tracked under CP 2140901).

Federal formula funding was awarded for this project in 2018 through the Metropolitan Council's Regional Solicitation. This project represents Phase 1 (of 3) of capital improvements anticipated for the Lowry Avenue NE (CSAH 153) corridor in Northeast Minneapolis.



| REVENUE | Budget To-Date | Act & Enc | Balance | 2025 Budget | 2026 | 2027 | 2028 | 2029 | Future | Total |
|-------------------------------------|-------------------|------------------|------------------|------------------|------|------|------------------|------|--------|-------------------|
| Bonds - GO Roads | 2,530,000 | 2,030,000 | 500,000 | | | | | | | 2,530,000 |
| Federal - Other - Roads | 7,000,000 | 3,528,019 | 3,471,981 | | | | | | | 7,000,000 |
| Mn/DOT State Aid - Regular | 1,500,000 | 2,746,433 | (1,246,433) | 2,500,000 | | | | | | 4,000,000 |
| Minneapolis | 1,200,000 | 728,334 | 471,666 | 1,000,000 | | | | | | 2,200,000 |
| Transfer - Metro Tax - Preservation | | | | | | | 1,500,000 | | | 1,500,000 |
| Total | 12,230,000 | 9,032,787 | 3,197,213 | 3,500,000 | | | 1,500,000 | | | 17,230,000 |

| EXPENSE | Budget To-Date | Act & Enc | Balance | 2025 Budget | 2026 | 2027 | 2028 | 2029 | Future | Total |
|--------------|-------------------|-------------------|--------------------|------------------|------|------|------------------|------|--------|-------------------|
| Right of Way | 1,200,000 | 1,163,572 | 36,428 | | | | | | | 1,200,000 |
| Construction | 8,000,000 | 11,294,375 | (3,294,375) | 3,000,000 | | | 1,000,000 | | | 12,000,000 |
| Consulting | 600,000 | 1,068,110 | (468,110) | | | | | | | 600,000 |
| Other Costs | | 11,516 | (11,516) | | | | | | | |
| Contingency | 2,430,000 | | 2,430,000 | 500,000 | | | 500,000 | | | 3,430,000 |
| Total | 12,230,000 | 13,537,572 | (1,307,572) | 3,500,000 | | | 1,500,000 | | | 17,230,000 |

| | |
|--|---------------------------------|
| Project Name: 2140900 CSAH 153 - Reconst Lowry Ave fr Washington St NE to Johnson | Funding Start: 2014 |
| Major Program: Public Works | Funding Completion: 2028 |
| Department: Transportation Roads & Bridges | |

| Current Year's CIP Process Summary | Budget To-Date | 2025 Budget | 2026 | 2027 | 2028 | 2029 | Future | Total |
|------------------------------------|----------------|-------------|------|------|-----------|------|--------|------------|
| Department Requested | 12,230,000 | 3,500,000 | | | 1,500,000 | | | 17,230,000 |
| Administrator Proposed | 12,230,000 | 3,500,000 | | | 1,500,000 | | | 17,230,000 |
| CBTF Recommended | 12,230,000 | 3,500,000 | | | 1,500,000 | | | 17,230,000 |
| Board Approved Final | 12,230,000 | 3,500,000 | | | 1,500,000 | | | 17,230,000 |

Scheduling Milestones (major phases only):

| Activity | Anticipated Timeframe |
|-------------------|-----------------------|
| Planning | 2014 - 2019 |
| Design | Q1 2020 - Q4 2023 |
| Bid Advertisement | Q1 2024 |
| Construction | Q2 2024 - Q4 2025 |
| Completion | Q2 2026 |

Project's Effect on the Operating Budget:

Staff anticipates that this project will have minor impacts to the annual operating costs for the Transportation Department. The financial impact resulting from the reduction of 1.10 lane miles and removal of 1 traffic signal system is expected to preserve approximately \$22,700 in maintenance costs annually. In addition, maintenance responsibilities of new multimodal facilities are anticipated to be assigned to the City of Minneapolis as part of a cooperative agreement.

Project's Effect on County Priorities:

This project will reduce disparities in the connectivity domain by improving accessibility and enhancing safety for all modes of travel. These improvements to multimodal connections advance the county's goal of reducing vehicle miles traveled per capita. This is especially important as the project is located in an area that includes relatively high percentages of people with limited mobility.

Changes from Prior CIP:

- No changes to the overall project budget since the 2024-2028 Transportation CIP.
- County cost participation for improvements at the Lowry Avenue NE (CSAH 153) and Central Avenue NE (TH 65) intersection rescheduled from Program Year 2025 to Program Year 2028 to coincide with the updated schedule for MnDOT's Central Avenue NE (TH 65) Reconstruction Project and Metro Transit's F Line Arterial Bus Rapid Transit (BRT) service project.

Board Resolutions / Supplemental Information:

- Project Budget Notes:**
- This project was authorized by MnDOT State Aid on June 28, 2023 (as tracked under SP 027-753-020 by MnDOT).
 - This project was approved for a scope change that removed the Lowry Avenue NE (CSAH 153) and Central Avenue NE (TH 65) intersection from the county's Lowry Avenue NE (CSAH 153) Phase 1 reconstruction project (Transportation Advisory Board Action Item 2023-20).
 - In recognition of the approved scope change request, improvements at the Lowry Avenue NE (CSAH 153) and Central Avenue NE (TH 65) intersection will be completed as part of MnDOT's Central Avenue NE (TH 65) Reconstruction Project, with the county's cost participation tracked under Capital Project 2140901 at an estimated county cost of \$620,000.
 - This project is Phase 1 (of 3) of capital improvements recommended for the Lowry Avenue NE corridor and is related to Capital Projects 2140800 and 2141000.
 - Appropriated \$2,030,000 in county bonds that were previously programmed in the Lowry Avenue NE Community Works Capital Project (CP 1001648). These funds are intended to complement CP 2140900 for bicycle, pedestrian, and drainage improvements to better accommodate future development opportunities along Lowry Avenue NE (CSAH 153) as recommended by the Lowry Avenue NE Corridor Plan and Implementation Framework that was completed in 2015.

RESOLUTION 23-0120 (adopted on 03/21/2023) authorized:

- Neg Agmt PW 19-20-23 with the City of Minneapolis for cost participation and maintenance responsibilities for the reconstruction Lowry Avenue (CSAH 153) from Washington to Johnson Streets in Minneapolis at an estimated receivable of \$2,014,101 (\$1,462,068 capital, \$552,033 operating).
- Neg Agmt PW 20-23-23 with City of Minneapolis Park & Recreation Board (MPRB) for maintenance responsibilities of boulevard trees at no cost to the county.
- Neg Agmt PW 21-40-23 with the Minnesota Department of Transportation (MnDOT) for construction right of way access and maintenance responsibilities related to the Trunk Highway 65 (Central Avenue) right of way at no cost to the county.
- Neg Agmt PW 22-40-23 to authorize the Commissioner of Transportation to act as Hennepin County's agent in accepting federal funds on its behalf for the reconstruction of Lowry Avenue (CSAH 153), CP 2140900, in the amount of \$7,000,000.

| Last Year's CIP Process Summary | Budget To-Date | 2024 | 2025 | 2026 | 2027 | 2028 | Future | Total |
|---------------------------------|----------------|-----------|-----------|------|------|------|--------|------------|
| Department Requested | 3,230,000 | 9,000,000 | 5,000,000 | | | | | 17,230,000 |
| Administrator Proposed | 3,230,000 | 9,000,000 | 5,000,000 | | | | | 17,230,000 |
| CBTF Recommended | 3,230,000 | 9,000,000 | 5,000,000 | | | | | 17,230,000 |
| Board Approved Final | 3,230,000 | 9,000,000 | 5,000,000 | | | | | 17,230,000 |

Project Name: 2141000 CSAH 153 - Reconst Lowry/Kenzie Ter fr Johnson to St Anthony
Major Program: Public Works
Department: Transportation Roads & Bridges

Funding Start: 2026
Funding Completion: 2029

Summary:

Reconstruct Lowry Avenue NE (CSAH 153) from Johnson Street NE to St. Anthony Boulevard in the Cities of Minneapolis and St. Anthony. Note that the local name changes from Lowry Avenue NE to Kenzie Terrace NE at Stinson Parkway that represents the municipal boundary.

Purpose & Description:

The existing roadway (last reconstructed in 1968) is nearing the end of its useful life and warrants replacement as routine maintenance activities are no longer cost effective in preserving assets. The segment extending from Johnson Street NE to Stinson Parkway was originally constructed as concrete pavement that has since received bituminous overlays over its concrete surface. These conditions are undesirable as they result in premature cracking in the pavement surface at pre-existing joints. West of Stinson Parkway, the roadway consists of a 2-lane undivided section with off-street parking provided along both sides. Whereas, east of Stinson Parkway, the roadway consists of a 4-lane divided roadway with turn lanes. Throughout the corridor, sidewalk facilities are located immediately adjacent to the roadway, include various obstructions within the walking route, and many pedestrian ramps do not satisfy current design standards.

Housing and Economic Development completed the Lowry Avenue NE Framework Plan in 2015 that identified needs in terms of mobility and development potential. One study theme included a more pedestrian friendly environment along Lowry Avenue NE (CSAH 153).

The proposed project is anticipated to include new pavement, curb, storm water utilities, sidewalk facilities, bicycle facilities, ADA accommodations, and traffic signals. It is anticipated that a boulevard will be constructed to provide space for streetscaping elements, separate people walking from people driving, and provide space for signage and snow storage. Green Streets strategies will be explored as part of the project development process, especially for the segment extending from Stinson Parkway to St. Anthony Parkway to promote adequate stormwater management. The proposed project also provides an opportunity to coordinate with the Minneapolis Park and Recreation Board to close a trail gap within the Grand Rounds Regional Trail network located at St. Anthony Boulevard.

This project represents Phase 3 (of 3) of capital improvements anticipated for the Lowry Avenue NE (CSAH 153) corridor and is directly related to Capital Project 2140800 and Capital Project 2141000.



| REVENUE | Budget To-Date | Act & Enc | Balance | 2025 Budget | 2026 | 2027 | 2028 | 2029 | Future | Total |
|-------------------------------------|----------------|-----------|---------|-------------|------------------|------------------|------------------|-------------------|--------|-------------------|
| Mn/DOT State Aid - Regular | | | | | 1,640,000 | 1,100,000 | 1,050,000 | 11,070,000 | | 14,860,000 |
| Minneapolis | | | | | 25,000 | 90,000 | 370,000 | 1,245,000 | | 1,730,000 |
| St Anthony Village | | | | | 25,000 | 90,000 | 370,000 | 1,245,000 | | 1,730,000 |
| Mpls Park & Rec Board | | | | | 10,000 | | 10,000 | 280,000 | | 300,000 |
| Transfer - Metro Tax - Preservation | | | | | | | | 910,000 | | 910,000 |
| Total | | | | | 1,700,000 | 1,280,000 | 1,800,000 | 14,750,000 | | 19,530,000 |

| EXPENSE | Budget To-Date | Act & Enc | Balance | 2025 Budget | 2026 | 2027 | 2028 | 2029 | Future | Total |
|--------------|----------------|-----------|---------|-------------|------------------|------------------|------------------|-------------------|--------|-------------------|
| Right of Way | | | | | | 320,000 | 1,300,000 | | | 1,620,000 |
| Construction | | | | | | | | 11,340,000 | | 11,340,000 |
| Consulting | | | | | 1,400,000 | 860,000 | | 910,000 | | 3,170,000 |
| Contingency | | | | | 300,000 | 100,000 | 500,000 | 2,500,000 | | 3,400,000 |
| Total | | | | | 1,700,000 | 1,280,000 | 1,800,000 | 14,750,000 | | 19,530,000 |

| | |
|---|---------------------------------|
| Project Name: 2141000 CSAH 153 - Reconst Lowry/Kenzie Ter fr Johnson to St Anthony | Funding Start: 2026 |
| Major Program: Public Works | Funding Completion: 2029 |
| Department: Transportation Roads & Bridges | |

| Current Year's CIP Process Summary | Budget To-Date | 2025 Budget | 2026 | 2027 | 2028 | 2029 | Future | Total |
|------------------------------------|----------------|-------------|-----------|-----------|-----------|------------|--------|------------|
| Department Requested | | | 1,700,000 | 1,280,000 | 1,800,000 | 14,750,000 | | 19,530,000 |
| Administrator Proposed | | | 1,700,000 | 1,280,000 | 1,800,000 | 14,750,000 | | 19,530,000 |
| CBTF Recommended | | | 1,700,000 | 1,280,000 | 1,800,000 | 14,750,000 | | 19,530,000 |
| Board Approved Final | | | 1,700,000 | 1,280,000 | 1,800,000 | 14,750,000 | | 19,530,000 |

Scheduling Milestones (major phases only):

| Activity | Anticipated Timeframe |
|-------------------|-----------------------|
| Planning | Q3 2022 - Q4 2025 |
| Design | Q1 2026 - Q4 2028 |
| Bid Advertisement | Q1 2029 |
| Construction | Q2 2029 - Q4 2030 |
| Completion | 2031 |

Board Resolutions / Supplemental Information:

Project Budget Notes:

- This project is Phase 3 (of 3) of capital improvements recommended for the Lowry Avenue NE corridor and is related to Capital Projects 2140900 and 2140800.

Project's Effect on the Operating Budget:

Additional planning and design work is required to determine the anticipated impact to Transportation Department staff or annual operating costs.

Project's Effect on County Priorities:

This project will reduce disparities in the connectivity domain by creating new safe, accessible connections for all modes. These improvements to multimodal connections advance the county's goal of reducing vehicle miles traveled per capita. This is especially important as the project is located in an area that includes relatively high percentages of people with limited mobility. The project will also promote affordable connectivity through expansion of fiber communications where not already present in the project area.

Changes from Prior CIP:

- Project rescheduled from Program Year 2028 to Program Year 2029.
- Project budget increased by \$3.6 million from \$16.0 million to \$19.5 million to be financed across State Aid Regular, City of Minneapolis, City of St. Anthony, Minneapolis Park and Recreation Board, and TAA Preservation revenues.
- Right of Way activities increased by \$1.1 million from \$0.5 million to \$1.6 million.
- Construction activities increased by \$1.3 million from \$10.1 million to \$11.3 million based on a revised Engineer's Estimate.
- Consulting activities increased by \$1.2 million from \$2.0 million to \$3.2 million in recognition of Construction Administration activities to be completed by a consultant.

| Last Year's CIP Process Summary | Budget To-Date | 2024 | 2025 | 2026 | 2027 | 2028 | Future | Total |
|---------------------------------|----------------|------|-----------|-----------|---------|------------|--------|------------|
| Department Requested | | | 1,440,000 | 1,110,000 | 430,000 | 12,980,000 | | 15,960,000 |
| Administrator Proposed | | | 1,440,000 | 1,110,000 | 430,000 | 12,980,000 | | 15,960,000 |
| CBTF Recommended | | | 1,440,000 | 1,110,000 | 430,000 | 12,980,000 | | 15,960,000 |
| Board Approved Final | | | 1,440,000 | 1,110,000 | 430,000 | 12,980,000 | | 15,960,000 |

Project Name: 2176600 CSAH 158 - Participate in Edina's Bridge #4510 at TH 100
Major Program: Public Works
Department: Transportation Roads & Bridges

Funding Start: 2020
Funding Completion: 2024

Summary:

Participate in the City of Edina's interchange reconstruction project along Vernon Avenue (CSAH 158) from Interlachen Boulevard to Grange Road in the City of Edina.

Purpose & Description:

The existing Bridge #4510 (built in 1927) is classified as structurally deficient based on the condition of its primary structural elements. The current design consists of a three-span concrete slab that crosses the Canadian Pacific (CP) Railroad. The concrete slab is exhibiting cracking and spalling, causing deterioration of the steel reinforcement. Based on the results of a routine inspection, weight restrictions prohibiting certain types of commercial vehicles were introduced in 2014. Additionally, the existing roadway environment on the bridge deck lacks dedicated accommodations for people walking and biking. If capital improvements are deferred, the structure will continue to deteriorate, and the current weight restrictions will likely require modification.

It is anticipated that the new bridge will include a design that not only achieves a 75-year service life, but one that also improves both safety and mobility for all users. This project presents an opportunity to revise the nearby intersection at Interlachen Boulevard given its close proximity to the bridge. The feasibility of the following intersection design strategies will be explored as part of the project development process: dedicated turn lanes, ADA upgrades, and boulevard space. It should be noted that the existing project area includes various constraints, which will likely impact the final design selected.

In 2022, the City of Edina was awarded federal formula funding through the Metropolitan Council's Regional Solicitation to reconstruct a 0.2 mile section of Vernon Avenue (CSAH 158) from Interlachen Boulevard to Grange Road. The city's project involves a reconfiguration of the existing TH 100 interchange to a diamond design. In an effort to minimize construction impacts to the traveling public, the city has agreed to incorporate the county's bridge replacement project as part of the city-led interchange project.

Federal formula funding was awarded for the replacement of Bridge #4510 in 2018 through the Metropolitan Council's Regional Solicitation.



| REVENUE | Budget To-Date | Act & Enc | Balance | 2025 Budget | 2026 | 2027 | 2028 | 2029 | Future | Total |
|----------------------------|-------------------|------------------|-------------------|-------------|------|------|------|------|--------|-------------------|
| Bonds - GO Roads | 3,800,000 | | 3,800,000 | | | | | | | 3,800,000 |
| Mn/DOT State Aid - Regular | 4,940,000 | 1,000,000 | 3,940,000 | | | | | | | 4,940,000 |
| Edina | 2,260,000 | | 2,260,000 | | | | | | | 2,260,000 |
| Total | 11,000,000 | 1,000,000 | 10,000,000 | | | | | | | 11,000,000 |

| EXPENSE | Budget To-Date | Act & Enc | Balance | 2025 Budget | 2026 | 2027 | 2028 | 2029 | Future | Total |
|--------------|-------------------|------------------|------------------|-------------|------|------|------|------|--------|-------------------|
| Right of Way | 3,000,000 | 530,801 | 2,469,199 | | | | | | | 3,000,000 |
| Construction | 3,100,000 | | 3,100,000 | | | | | | | 3,100,000 |
| Consulting | 1,800,000 | 1,741,270 | 58,730 | | | | | | | 1,800,000 |
| Contingency | 3,100,000 | | 3,100,000 | | | | | | | 3,100,000 |
| Total | 11,000,000 | 2,272,071 | 8,727,929 | | | | | | | 11,000,000 |

| | |
|---|---------------------------------|
| Project Name: 2176600 CSAH 158 - Participate in Edina's Bridge #4510 at TH 100 | Funding Start: 2020 |
| Major Program: Public Works | Funding Completion: 2024 |
| Department: Transportation Roads & Bridges | |

| Current Year's CIP Process Summary | Budget To-Date | 2025 Budget | 2026 | 2027 | 2028 | 2029 | Future | Total |
|------------------------------------|----------------|-------------|------|------|------|------|--------|------------|
| Department Requested | 11,000,000 | | | | | | | 11,000,000 |
| Administrator Proposed | 11,000,000 | | | | | | | 11,000,000 |
| CBTF Recommended | 11,000,000 | | | | | | | 11,000,000 |
| Board Approved Final | 11,000,000 | | | | | | | 11,000,000 |

Scheduling Milestones (major phases only):

| Activity | Anticipated Timeframe |
|-------------------|-----------------------|
| Planning | 2018 - 2019 |
| Design | Q1 2020 - Q2 2024 |
| Bid Advertisement | Q3 2024 |
| Construction | Q3 2024 - Q4 2025 |
| Completion | 2026 |

Project's Effect on the Operating Budget:

Staff does not anticipate that this project will have significant impacts to Transportation Department staff or annual operating costs. The proposed project will primarily replace existing bridge assets in-kind. Additionally, maintenance responsibilities of the new multi-use trail facility are anticipated to be assigned to the City of Edina as part of a cooperative agreement.

Project's Effect on County Priorities:

This project will advance disparity reduction efforts in the connectivity domain by replacing a bridge nearing the end of its useful life, ensuring mobility for all modes to commercial destinations in the Grandview District. This is especially important as the project is in an area with relatively high percentages of people with limited mobility.

Changes from Prior CIP:

- Project budget decreased by \$7.7 million from \$18.7 million to \$11.0 million as authorized by Resolution 24-0195. This change to the project budget is in recognition of the Informal Scope Change that was approved by the Transportation Advisory Board that shifted project administration responsibilities from Hennepin County to the City of Edina.

Board Resolutions / Supplemental Information:

Project Budget Notes:

- Approved for Scope Change Request to adjust project length and various project elements involving the TH 100 interchange (TAB approval on 01/19/2022 - Action Transmittal 2022-03).
- Approved for Program Year Extension (PY 2023 to PY 2024) to align with Edina's Vernon Avenue (CSAH 158) at TH 100 Interchange Project (TAB approval 02/15/2023 - Action Transmittal 2023-09).
- Approved for Informal Scope Change on 10/17/2023 to shift project administration from Hennepin County to the City of Edina (tracked under SP 027-758-006).

RESOLUTION 20-0082 (adopted on 03/10/2020) authorized:

- Neg of a work authorization under Agmt A178136 with TKDA at a NTE amount of \$600,000 for preliminary design services to be financed with State Aid Regular available within the current Project Budget.

RESOLUTION 21-0330 (adopted on 09/07/2021) authorized:

- Neg of a work authorization under Agmt PR00002802 with TKDA at a NTE amount of \$1,100,000 for final design services to be financed with State Aid Regular within the current Project Budget.

RESOLUTION 24-0195 (adopted on 05/14/2024) authorized:

- Neg Agmt PW 22-40-24 with MnDOT and the City of Edina for cost participation and maintenance responsibilities for the replacement of the bridges carrying Vernon Ave (CSAH 158) over TH 100 and CP Rail at an estimated county cost of \$4,197,358 and receivable of \$218,626.
- Neg Agmt PW 23-11-14 with the City of Edina for cost participation and maintenance responsibilities for bridge replacements and intersection improvements at an estimated receivable of \$1,500,000.
- Amdt to the Project Budget for CP 2176600 with a decrease of \$7,700,000 from \$18,700,000 to \$11,000,000 reducing \$7,000,000 in federal funds, \$300,000 in state funds, and \$400,000 from Edina.

RESOLUTION 24-0459 (adopted on 11/19/24) authorized:

- Modify Agmt PW 23-11-24 with the City of Edina for cost participation and maintenance responsibilities at an estimated county cost of \$4,197,358 and estimated county receivable of \$1,718,626.

| Last Year's CIP Process Summary | Budget To-Date | 2024 | 2025 | 2026 | 2027 | 2028 | Future | Total |
|---------------------------------|----------------|-----------|------|------|------|------|--------|------------|
| Department Requested | 16,700,000 | 2,000,000 | | | | | | 18,700,000 |
| Administrator Proposed | 16,700,000 | 2,000,000 | | | | | | 18,700,000 |
| CBTF Recommended | 16,700,000 | 2,000,000 | | | | | | 18,700,000 |
| Board Approved Final | 16,700,000 | 2,000,000 | | | | | | 18,700,000 |

Project Name: 2193300 Metro Transit B Line - Additional Scope
Major Program: Public Works
Department: Transportation Roads & Bridges

Funding Start:
Funding Completion: 2025

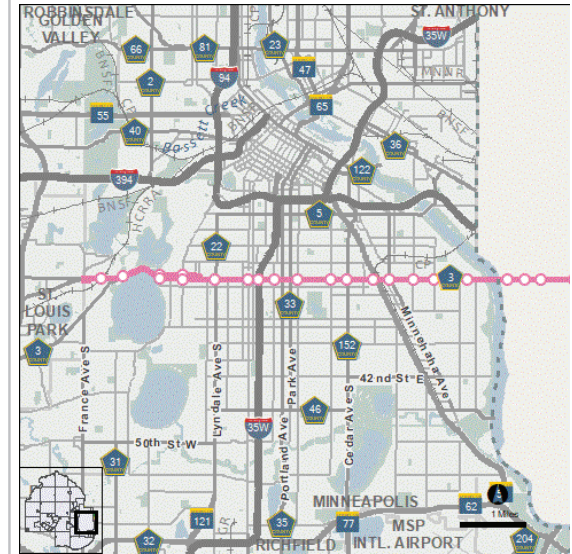
Summary:

Multimodal improvements at various locations along the proposed B Line Arterial Bus Rapid Transit (ABRT) service in the City of Minneapolis.

Purpose & Description:

Metro Transit is planning to introduce Arterial Bus Rapid Transit (ABRT) service along the existing Route 21 (nicknamed the B Line) to provide faster and more reliable transit service to customers. Service will primarily extend along Lake Street (CSAH 3) and Lagoon Avenue (CSAH 43). In total, the B Line will construct approximately 18 locations along Hennepin County roadways. Each ABRT station will likely include specific features (such as shelters, message boards, and automatic ticket machines) that provide a positive customer experience. Additionally, as part of the B Line ABRT project, pedestrian facilities will be upgraded in quadrants that include an ABRT station (typically in two out of the four quadrants). As a result, a need exists to introduce similar upgrades in the remaining two quadrants to ensure the accessibility and comfort of people walking.

The project provides funding to bring about additional improvements at locations along the proposed B Line service. Specific improvements are anticipated to include ADA upgrades, curb extensions, and/or traffic signal modifications as determined to be feasible. The improvements are key to ensuring that ABRT stations are accessible for all people; especially those with limited mobility. In addition, an overlay is being proposed along Lake Street (CSAH 3) to Lagoon Avenue (CSAH 43) to improve the pavement condition and provide a new surface for pavement markings. This is especially important as the existing lane configurations are being modified, including consideration for transit priority lanes, to improve safety and mobility; increasing the attractiveness of transit as a transportation option. County staff will participate in the project development process for the overall B Line ABRT project to ensure project success.



| REVENUE | Budget To-Date | Act & Enc | Balance | 2025 Budget | 2026 | 2027 | 2028 | 2029 | Future | Total |
|---------------------------------------|-------------------|-------------------|-------------------|--------------------|------|------|------|------|--------|-------------------|
| Property Tax | 500,000 | 500,000 | | | | | | | | 500,000 |
| Wheelage Tax | 1,800,000 | 1,800,000 | | (1,698,835) | | | | | | 101,165 |
| Federal - Other - Roads | 16,919,080 | 6,480,897 | 10,438,183 | | | | | | | 16,919,080 |
| Mn/DOT State Aid - Regular | 7,170,207 | 2,956,250 | 4,213,957 | | | | | | | 7,170,207 |
| State Highway Grants | 3,000,000 | 1,392,517 | 1,607,483 | | | | | | | 3,000,000 |
| Minneapolis | 5,466,426 | 3,258,444 | 2,207,982 | | | | | | | 5,466,426 |
| Transfer - Metro Tax - Active Transpo | 1,500,000 | 500,000 | 1,000,000 | | | | | | | 1,500,000 |
| Total | 36,355,713 | 16,888,107 | 19,467,606 | (1,698,835) | | | | | | 34,656,878 |

| EXPENSE | Budget To-Date | Act & Enc | Balance | 2025 Budget | 2026 | 2027 | 2028 | 2029 | Future | Total |
|--------------|-------------------|-------------------|------------------|--------------------|------|------|------|------|--------|-------------------|
| Construction | 26,877,766 | 27,947,124 | (1,069,358) | (1,698,835) | | | | | | 25,178,931 |
| Consulting | 4,298,727 | 469,616 | 3,829,111 | | | | | | | 4,298,727 |
| Other Costs | | 7,217 | (7,217) | | | | | | | |
| Contingency | 5,179,220 | | 5,179,220 | | | | | | | 5,179,220 |
| Total | 36,355,713 | 28,423,957 | 7,931,756 | (1,698,835) | | | | | | 34,656,878 |

| | |
|--|---------------------------------|
| Project Name: 2193300 Metro Transit B Line - Additional Scope | Funding Start: |
| Major Program: Public Works | Funding Completion: 2025 |
| Department: Transportation Roads & Bridges | |

| Current Year's CIP Process Summary | Budget To-Date | 2025 Budget | 2026 | 2027 | 2028 | 2029 | Future | Total |
|------------------------------------|----------------|-------------|------|------|------|------|--------|------------|
| Department Requested | 36,355,713 | | | | | | | 36,355,713 |
| Administrator Proposed | 36,355,713 | | | | | | | 36,355,713 |
| CBTF Recommended | 36,355,713 | | | | | | | 36,355,713 |
| Board Approved Final | 36,355,713 | (1,698,835) | | | | | | 34,656,878 |

Scheduling Milestones (major phases only):

| Activity | Anticipated Timeframe |
|-------------------|-----------------------|
| Planning | Q1 2021 - Q1 2022 |
| Design | Q2 2022 - Q1 2023 |
| Bid Advertisement | Q2 2023 |
| Construction | Q3 2023 - Q4 2024 |
| Completion | Q1 2025 |

Project's Effect on the Operating Budget:

Staff does not anticipate that this project will have impacts to Transportation Department staff or annual operating costs. The project will primarily replace existing assets in-kind. Maintenance responsibilities of the new transit priority pavement markings and protected bikeway facility are anticipated to be assigned to another agency as part of a cooperative agreement.

Project's Effect on County Priorities:

This project will reduce vehicle miles traveled per capita by creating safe and accessible connections to the planned B Line Arterial Bus Rapid Transit (ABRT). This is especially important as the B Line service operates through areas that include populations with relatively high percentages with limited mobility and low-income households. The project will also promote affordable connectivity through expansion of fiber optics where not already present in the project area.

Changes from Prior CIP:

- Project budget increased by approximately \$25.1 million from \$9.6 million to \$34.7 million in recognition of additional federal funds to be received by Hennepin County (and the corresponding local match) to finance CP 2193302. County cost participation decreased by \$1,698,835 as part of 2025 Administrator Amendment No. 19 which involved an increase to CP 2202300 by \$1,698,835.
- Substituted \$1.5 million from the county's Transportation Advancement Account for County Bonds.

Board Resolutions / Supplemental Information:

Capital Project 2193302 was authorized by MnDOT's State Aid on June 30, 2025 (tracked as SP 027-603-079). Project development is being managed via the following subprojects to coincide with B Line project development.

- CP 2193301 - Lake Street (CSAH 3) from Snelling Avenue to the Mississippi River
- CP 2199302 - Lake Street (CSAH 3) and Lagoon Avenue (CSAH 43) from France Avenue to 21st Avenue

RESOLUTION 21-0346 (adopted on 12/14/2021) authorized:

- Establish CP 2193300 as a project in the 2022 Capital Budget with a budget of \$1,000,000.
- Neg Agmt with the Met Council in an amount NTE \$1,000,000.

RESOLUTION 23-0018 (adopted on 01/24/2023) authorized:

- Neg Agmt PW 33-67-22 with the Met Council for an estimated county cost of \$6,383,600.
- Neg Agmt PW 48-20-22 with the City of Minneapolis for an estimated receivable of \$2,064,520.
- Transfer \$919,080 in CRRSAA from CP 2183300 & \$1,800,000 in Wheelage Tax from Project 6280000.
- Increase project budget for CP 2193300 by \$4,783,600 from \$1,900,000 to \$6,683,000.

RESOLUTION 23-0287 (adopted on 08/08/2023) authorized:

- Neg Amdt 1 to Agmt PW 33-67-22 with Met Council for CP 2193302 at an est county cost of \$27,403,628.
- Neg Amdt 1 to Agmt PW 48-20-22 with the City of Minneapolis for an est receivable of \$5,488,205.
- Neg Agmt PW 37-40-23 with MnDOT & USDOT for RAISE Grant, & Neg Agmt PW 41-40-23 with MnDOT to authorize Commissioner of Transportation to act as HC's agent in accepting \$12M in federal funds.
- Increase budget for CP 2193300 by \$16,440,502 from \$6,683,600 to \$23,124,102.

RESOLUTION 23-0430 (adopted on 11/02/2023) authorized:

- Neg Agmt PW 50-40-23 with MnDOT for federal participation in the amount of \$16,000,000 (receivable).

RESOLUTION 24-0021 (adopted on 01/23/2024) authorized:

- Agmt PW 06-40-24 (State No. 1055596) w/ MnDOT for State IJA Discretionary Grant Match for \$3M.
- Add \$3.0M State IJA Discretionary Grant Match; decrease revenues from Mpls and HC's SA Regular.

| Last Year's CIP Process Summary | Budget To-Date | 2024 | 2025 | 2026 | 2027 | 2028 | Future | Total |
|---------------------------------|----------------|------------|------|------|------|------|--------|------------|
| Department Requested | 23,124,102 | 11,368,757 | | | | | | 34,492,859 |
| Administrator Proposed | 23,124,102 | 13,231,611 | | | | | | 36,355,713 |
| CBTF Recommended | 23,124,102 | 13,231,611 | | | | | | 36,355,713 |
| Board Approved Final | 23,124,102 | 13,231,611 | | | | | | 36,355,713 |

Project Name: 2202300 Metro Transit E Line - Additional Scope
Major Program: Public Works
Department: Transportation Roads & Bridges

Funding Start: 2024
Funding Completion: 2025

Summary:

Multimodal improvements at various locations along the proposed E Line Arterial Bus Rapid Transit (ABRT) service in the Cities of Edina and Minneapolis.

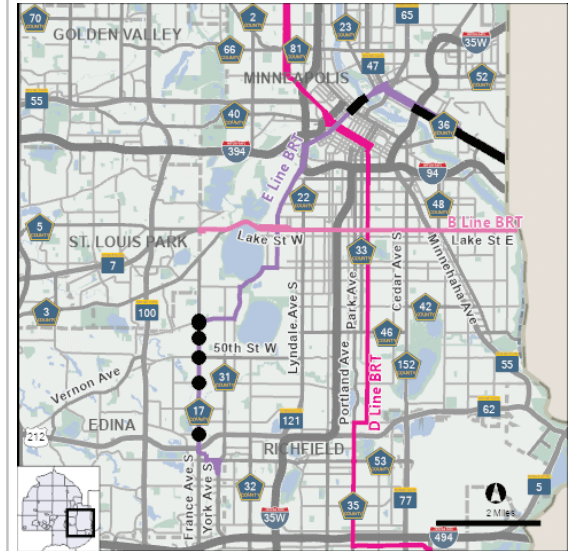
Purpose & Description:

Metro Transit is planning to introduce Arterial Bus Rapid Transit (ABRT) service along the existing Route 6 (nicknamed the E Line) to provide faster and more reliable transit service to customers. Service will primarily extend along France Avenue (CSAH 17), Hennepin Avenue (CSAH 52), and University Avenue SE (CSAH 36). Each ABRT station will likely include specific features (such as shelters, message boards, and automatic ticket machines) that provide a positive customer experience. Additionally, as part of the E Line ABRT project, pedestrian facilities will be upgraded in quadrants that include an ABRT station (typically in two out of the four quadrants). As a result, a need exists to introduce similar upgrades in the remaining two quadrants to ensure the accessibility and comfort of people walking.

The project provides funding to bring about additional improvements at locations along the proposed E Line service. Specific improvements are anticipated to include ADA upgrades, curb extensions, and/or traffic signal modifications as determined to be feasible. The improvements are key to ensuring that ABRT stations are accessible for all people; especially those with limited mobility. Project development has been isolated into the following subprojects to properly manage scope and funding responsibilities. The specific type of improvement(s) will be determined based on stakeholder input, data, analysis, and environmental review, but may include elements such as raised medians, curb extensions, pedestrian ramp replacements, and upgrades to existing traffic signal systems; including the introduction of accessible pedestrian signals (APS).

- CP 2202301 - E Line Additional Scope along France Avenue (CSAH 17) from 65th Street to 44th Street
- CP 2202302 - E Line Additional Scope along Hennepin Avenue (CSAH 52) and University Avenue SE (CSAH 36) from Washington Avenue (CSAH 152) to the East County Line.

Federal formula funding was awarded for this project in 2022 through MnDOT's Highway Safety Improvement Program (HSIP) Solicitation.



| REVENUE | Budget To-Date | Act & Enc | Balance | 2025 Budget | 2026 | 2027 | 2028 | 2029 | Future | Total |
|----------------------------|------------------|-----------|------------------|------------------|------|------|------|------|--------|------------------|
| Wheelage Tax | | | | 1,698,835 | | | | | | 1,698,835 |
| Federal - Other - Roads | 2,000,000 | | 2,000,000 | | | | | | | 2,000,000 |
| Mn/DOT State Aid - Regular | 3,119,000 | | 3,119,000 | | | | | | | 3,119,000 |
| Edina | 494,000 | | 494,000 | | | | | | | 494,000 |
| Minneapolis | 992,000 | | 992,000 | | | | | | | 992,000 |
| Total | 6,605,000 | | 6,605,000 | 1,698,835 | | | | | | 8,303,835 |

| EXPENSE | Budget To-Date | Act & Enc | Balance | 2025 Budget | 2026 | 2027 | 2028 | 2029 | Future | Total |
|--------------|------------------|-----------|------------------|------------------|------|------|------|------|--------|------------------|
| Right of Way | 90,000 | | 90,000 | | | | | | | 90,000 |
| Construction | 4,950,000 | | 4,950,000 | 1,698,835 | | | | | | 6,648,835 |
| Consulting | 785,000 | | 785,000 | | | | | | | 785,000 |
| Contingency | 780,000 | | 780,000 | | | | | | | 780,000 |
| Total | 6,605,000 | | 6,605,000 | 1,698,835 | | | | | | 8,303,835 |

| | |
|--|---------------------------------|
| Project Name: 2202300 Metro Transit E Line - Additional Scope | Funding Start: 2024 |
| Major Program: Public Works | Funding Completion: 2025 |
| Department: Transportation Roads & Bridges | |

| Current Year's CIP Process Summary | Budget To-Date | 2025 Budget | 2026 | 2027 | 2028 | 2029 | Future | Total |
|------------------------------------|----------------|-------------|------|------|------|------|--------|-----------|
| Department Requested | 6,605,000 | | | | | | | 6,605,000 |
| Administrator Proposed | 6,605,000 | | | | | | | 6,605,000 |
| CBTF Recommended | 6,605,000 | | | | | | | 6,605,000 |
| Board Approved Final | 6,605,000 | 1,698,835 | | | | | | 8,303,835 |

Scheduling Milestones (major phases only):

| Activity | Anticipated Timeframe |
|-------------------|-----------------------|
| Planning | Q1 2022 - Q3 2022 |
| Design | Q4 2022 - Q4 2023 |
| Bid Advertisement | Q1 2024 |
| Construction | Q2 2024 - Q4 2025 |
| Completion | 2026 |

Project's Effect on the Operating Budget:

Staff does not anticipate that this project will have significant impacts to Transportation Department staff or annual operating costs. The installation of 1 new rectangular rapid flashing beacon (RRFB) system is anticipated to require \$100 in maintenance costs annually. In addition, maintenance responsibilities of the new protected bikeway facility are anticipated to be assigned to another agency as part of a cooperative agreement.

Project's Effect on County Priorities:

This project will reduce disparities in the connectivity domain by creating safe and accessible connections to the planned E Line Arterial Bus Rapid Transit (ABRT) service, particularly for people walking, rolling, and biking along and across France Avenue (CSAH 17), University Avenue SE (CSAH 36), and Hennepin Avenue (CSAH 52). This is especially important as E Line service will operate through an area that includes relatively high percentages of people with limited mobility.

Changes from Prior CIP:

- Increased county cost participation by \$1,698,835 in Wheelage Tax as part of 2025 Administrator Amendment No. 19 which involved a decrease to CP 2193300 by \$1,698,835.

Board Resolutions / Supplemental Information:

Project Budget Notes:

Capital Project 2202301 was authorized by MnDOT State Aid on January 3, 2024 (as tracked under SP 027-617-036 by MnDOT).

Project development is being managed within the following subprojects to distinguish project scope and track federal funding that has been awarded to Hennepin County

- Capital Project 2202301 - E Line Additional Scope along France Avenue (CSAH 17) from 65th Street to 44th Street (as tracked under SP 027-617-036 by MnDOT).
- Capital Project 2202302 - E Line Additional Scope along Hennepin Avenue (CSAH 52) and University Avenue SE (CSAH 36) from Washington Avenue (CSAH 152) to the East County Line (as tracked under SAP 027-030-071 by MnDOT).

RESOLUTION 23-0463 (adopted 11/28/23) authorized:

- Neg Agmt PW 51-67-23 (Council Agmt 231093) with the Met Council for cost participation maintenance responsibilities, and right of way acquisition at an estimated project cost of \$6,344,999.
- Neg Agmt PW 53-20-23 with the City of Minneapolis for cost participation and maintenance responsibilities at an estimated county receivable of \$859,519.
- Neg Agmt PW 54-11-23 with the City of Edina for cost participation and maintenance responsibilities at an estimated receivable of \$466,374.
- Neg Agmt PW 52-40-23 (State Contract 1054665) for authorizing the Commissioner of Transportation to act as the county's agent in accepting federal funds on its behalf in the amount of \$2,000,000.

RESOLUTION 24-0373 R1 (adopted 12/12/24) authorized:

- Neg Agmt PW 51-67-23 Amendment 1 with the Met Council to increase county cost participation in CP 2202300 by \$1,698,835.42.
- Neg Agmt PW 51-67-23 Amendment 2 with the Met Council to reduce county cost participation in CP 2193300 by \$1,698,835.42.
- Transfer \$1,698,835.42 of Wheelage Tax from CP 2193300 to CP 2202300.

| Last Year's CIP Process Summary | Budget To-Date | 2024 | 2025 | 2026 | 2027 | 2028 | Future | Total |
|---------------------------------|----------------|-----------|------|------|------|------|--------|-----------|
| Department Requested | | 5,555,000 | | | | | | 5,555,000 |
| Administrator Proposed | | 5,555,000 | | | | | | 5,555,000 |
| CBTF Recommended | | 5,555,000 | | | | | | 5,555,000 |
| Board Approved Final | | 6,605,000 | | | | | | 6,605,000 |

Project Name: 2221000 Metro Transit H Line - Additional Scope
Major Program: Public Works
Department: Transportation Roads & Bridges

Funding Start: 2025
Funding Completion: 2028

Summary:

Multimodal improvements at various locations along the proposed H Line Arterial Bus Rapid Transit (ABRT) service in the City of Minneapolis.

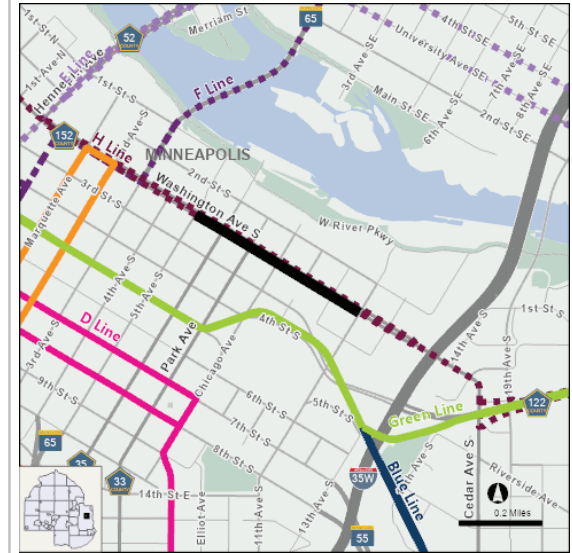
Purpose & Description:

Metro Transit is planning to introduce Arterial Bus Rapid Transit (ABRT) service along the existing Route 3 (nicknamed the H Line) to provide faster and more reliable transit service to customers. Service will primarily extend along Washington Avenue (CSAH 152) in Minneapolis and the Como Avenue/Maryland Avenue corridor in St. Paul. Each ABRT station will likely include specific features (such as shelters, message boards, and automatic ticket machines) that provide a positive customer experience.

The current configuration of Washington Avenue (CSAH 152) generally includes a four-lane divided typical section with on-street bike lanes, sidewalk facilities, and parking on both sides - resulting in relatively long crossing distances for people walking. This A-minor reliever is heavily used by both bicycle and motor vehicle commuter traffic. Currently, there is no physical separation along the corridor among people biking, people driving, as well as parked vehicles. The corridor experiences significant on-street parking demand due to the surrounding commercial businesses that results in frequent interactions between people biking and people driving, including bus transit operations. Left turns at several intersections include protected and permissive operations with a negative left turn offsets, leading to conflicts between left-turning vehicles and nonmotorized users.

This project is anticipated to include improvements to safety, comfort, and accessibility along the Washington Avenue (CSAH 152) corridor for the segment extending from 5th Avenue S to 11th Avenue S in coordination with Metro Transit's future H Line service. Although H Line service will operate beyond this 7-block segment along Washington Avenue (CSAH 152), the scope of this project is currently limited to the project area that has secured external funding to date. The specific type of improvement(s) will be determined based on stakeholder input, data, analysis, and environmental review, but may include elements such as a protected bikeway facility, raised medians, curb extensions, pedestrian ramp replacements, and upgrades to existing traffic signal systems; including the introduction of accessible pedestrian signals (APS).

Federal formula funding was awarded for this project in 2024 through the Metropolitan Council's Regional Solicitation.



| REVENUE | Budget To-Date | Act & Enc | Balance | 2025 Budget | 2026 | 2027 | 2028 | 2029 | Future | Total |
|---------------------------------------|----------------|-----------|---------|------------------|----------------|----------------|-------------------|------|--------|-------------------|
| Federal - Other - Roads | | | | | | | 5,500,000 | | | 5,500,000 |
| Minneapolis | | | | 238,000 | 214,000 | 228,000 | 1,150,000 | | | 1,830,000 |
| Metropolitan Council | | | | 112,000 | 84,000 | 39,000 | 535,000 | | | 770,000 |
| Transfer - Metro Tax - Active Transpo | | | | 910,000 | 672,000 | 273,000 | 4,415,000 | | | 6,270,000 |
| Total | | | | 1,260,000 | 970,000 | 540,000 | 11,600,000 | | | 14,370,000 |

| EXPENSE | Budget To-Date | Act & Enc | Balance | 2025 Budget | 2026 | 2027 | 2028 | 2029 | Future | Total |
|--------------|----------------|-----------|---------|------------------|----------------|----------------|-------------------|------|--------|-------------------|
| Right of Way | | | | | 110,000 | 450,000 | | | | 560,000 |
| Construction | | | | | | | 8,740,000 | | | 8,740,000 |
| Consulting | | | | 1,050,000 | 700,000 | | 700,000 | | | 2,450,000 |
| Contingency | | | | 210,000 | 160,000 | 90,000 | 2,160,000 | | | 2,620,000 |
| Total | | | | 1,260,000 | 970,000 | 540,000 | 11,600,000 | | | 14,370,000 |

| | |
|--|---------------------------------|
| Project Name: 2221000 Metro Transit H Line - Additional Scope | Funding Start: 2025 |
| Major Program: Public Works | Funding Completion: 2028 |
| Department: Transportation Roads & Bridges | |

| Current Year's CIP Process Summary | Budget To-Date | 2025 Budget | 2026 | 2027 | 2028 | 2029 | Future | Total |
|------------------------------------|----------------|-------------|---------|---------|------------|------|--------|------------|
| Department Requested | | 1,260,000 | 970,000 | 540,000 | 11,600,000 | | | 14,370,000 |
| Administrator Proposed | | 1,260,000 | 970,000 | 540,000 | 11,600,000 | | | 14,370,000 |
| CBTF Recommended | | 1,260,000 | 970,000 | 540,000 | 11,600,000 | | | 14,370,000 |
| Board Approved Final | | 1,260,000 | 970,000 | 540,000 | 11,600,000 | | | 14,370,000 |

Scheduling Milestones (major phases only):

| Activity | Anticipated Timeframe |
|-------------------|-----------------------|
| Planning | Q2 2022 - Q4 2024 |
| Design | Q1 2025 - Q4 2027 |
| Bid Advertisement | Q1 2028 |
| Construction | Q2 2028 - Q4 2029 |
| Completion | 2030 |

Board Resolutions / Supplemental Information:

Project Budget Notes:

- This project must be authorized by MnDOT State Aid by June 30, 2028 through FHWA to avoid jeopardizing federal funds (as tracked under SP 027-752-042 by MnDOT).

Project's Effect on the Operating Budget:

Additional planning and design work is required to determine the anticipated impact to Transportation Department staff or annual operating costs.

Project's Effect on County Priorities:

This project will reduce disparities in the connectivity domain by creating safe and accessible connections to the planned H Line Arterial Bus Rapid Transit (ABRT) service, particularly for people walking, rolling, and biking along and across Washington Avenue (CSAH 152) in Downtown Minneapolis. These improvements to multimodal connections advance the county's goal of reducing vehicle miles traveled per capita and promote access between housing and employment; building on previous multimodal investments along the 7-block segment of Washington Avenue S (CSAH 152) from Hennepin Avenue (CSAH 52) to 5th Avenue S that was completed in 2017.

Changes from Prior CIP:

- This is a new project request by Transportation Project Delivery for the 2025-2029 Transportation CIP to construct accessibility and multimodal safety improvements along Washington Avenue S (CSAH 152) from 5th Avenue S to 11th Avenue S. This 6-block segment represents a portion of the proposed H Line Arterial Bus Rapid Transit (ABRT) service in the City of Minneapolis.

| Last Year's CIP Process Summary | Budget To-Date | 2024 | 2025 | 2026 | 2027 | 2028 | Future | Total |
|---------------------------------|----------------|------|------|------|------|------|--------|-------|
| Department Requested | | | | | | | | |
| Administrator Proposed | | | | | | | | |
| CBTF Recommended | | | | | | | | |
| Board Approved Final | | | | | | | | |

Project Name: 2167700 Participate in MnDOT's TH 252 Corridors of Commerce Project
Major Program: Public Works
Department: Transportation Roads & Bridges

Funding Start: 2028
Funding Completion: 2028

Summary:

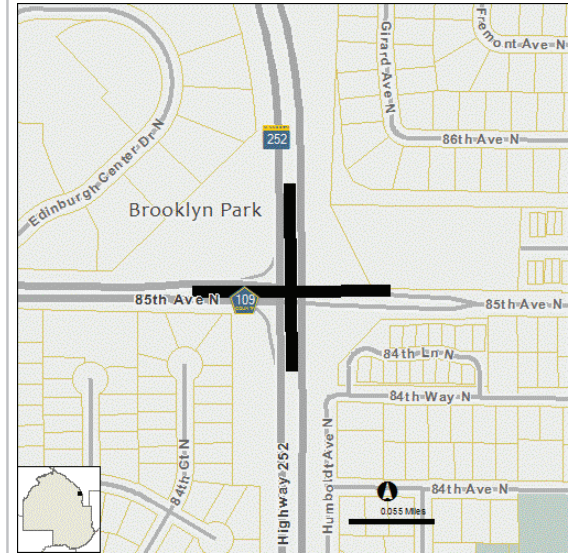
Participate in MnDOT's TH 252 Corridors of Commerce project to construct an interchange at the intersection of 85th Avenue (CSAH 109) and TH 252 in the City of Brooklyn Park.

Purpose & Description:

The TH 252 corridor extends approximately 4.5 miles from I-694 to TH 610 in the Cities of Brooklyn Center and Brooklyn Park. The existing roadway serves over 50,000 vehicles daily and experiences routine crashes and congestion due to the presence of six at-grade intersections along the corridor. Two intersections within the project area rank in the Top 10 within the State's crash system based on the total cost of crashes that have occurred. Common crash types associated with the current design are rear-end and right-angle related crashes. The 85th Avenue (CSAH 109) at TH 252 intersection is the sole intersection (of the six) that includes a county roadway.

The City of Brooklyn Center led a corridor study in 2016 that evaluated options to improve safety and mobility along the TH 252 corridor. Since then, MnDOT has started an environmental review to further refine alternatives recommended by the corridor study which includes efforts to complete an Environmental Impact Statement (EIS). Although still underway, the preliminary recommendations from these planning and environmental review efforts suggest that the preferred option includes the conversion of three at-grade intersections to interchanges (66th Avenue, Brookdale Drive, and 85th Avenue), and the closure of the remaining three at-grade intersections (70th Avenue, 73rd Avenue, and Humboldt Avenue). The anticipated conversion to a freeway will provide significant mobility and safety benefits for people driving along and across TH 252; specifically targeting rear-end and right-angle related crashes.

State discretionary funding was awarded for this project through the 2018 Legislation Session as part of the Corridors of Commerce Program. In addition, federal formula funding was awarded for this project in 2018 through the Metropolitan Council's Regional Solicitation.



| REVENUE | Budget To-Date | Act & Enc | Balance | 2025 Budget | 2026 | 2027 | 2028 | 2029 | Future | Total |
|----------------------------|----------------|-----------|---------|-------------|------|------|-------------------|------|--------|-------------------|
| Federal - Other - Roads | | | | | | | 7,000,000 | | | 7,000,000 |
| Mn/DOT State Aid - Regular | | | | | | | 6,280,000 | | | 6,280,000 |
| Brooklyn Park | | | | | | | 6,280,000 | | | 6,280,000 |
| Total | | | | | | | 19,560,000 | | | 19,560,000 |
| EXPENSE | Budget To-Date | Act & Enc | Balance | 2025 Budget | 2026 | 2027 | 2028 | 2029 | Future | Total |
| Right of Way | | | | | | | 4,000,000 | | | 4,000,000 |
| Construction | | | | | | | 11,560,000 | | | 11,560,000 |
| Consulting | | | | | | | 4,000,000 | | | 4,000,000 |
| Total | | | | | | | 19,560,000 | | | 19,560,000 |

| | |
|--|---------------------------------|
| Project Name: 2167700 Participate in MnDOT's TH 252 Corridors of Commerce Project | Funding Start: 2028 |
| Major Program: Public Works | Funding Completion: 2028 |
| Department: Transportation Roads & Bridges | |

| Current Year's CIP Process Summary | Budget To-Date | 2025 Budget | 2026 | 2027 | 2028 | 2029 | Future | Total |
|------------------------------------|----------------|-------------|------|------|------------|------|--------|------------|
| Department Requested | | | | | 19,560,000 | | | 19,560,000 |
| Administrator Proposed | | | | | 19,560,000 | | | 19,560,000 |
| CBTF Recommended | | | | | 19,560,000 | | | 19,560,000 |
| Board Approved Final | | | | | 19,560,000 | | | 19,560,000 |

Scheduling Milestones (major phases only):

| Activity | Anticipated Timeframe |
|-------------------|-----------------------|
| Planning | 2017 - 2023 |
| Design | 2024 - Q3 2028 |
| Bid Advertisement | Q4 2028 |
| Construction | Q2 2029 - Q4 2031 |
| Completion | 2032 |

Project's Effect on the Operating Budget:

Staff does not anticipate that this project will have significant impacts to Transportation Department staff or annual operating costs. Maintenance responsibilities of the new grade separated interchange are anticipated to be assigned to another agency as part of a cooperative agreement.

Project's Effect on County Priorities:

This project will reduce disparities in the connectivity domain by addressing known traffic operations and safety concerns at an intersection which routinely experiences crashes, including a relatively high percentage resulting in injury.

Changes from Prior CIP:

- Project budget shifted to Program Year 2028 to coincide with the current schedule of MnDOT's TH 252 Corridors of Commerce Project (as tracked under SP 2748-65 by MnDOT).

Board Resolutions / Supplemental Information:

- Project Budget Notes:**
- This project must be authorized by MnDOT State Aid by June 30, 2029 through FHWA to avoid jeopardizing federal funds (as tracked under SP 027-709-029 by MnDOT).
 - This project was approved for a Program Year Extension from PY 2023 to PY 2026 (Transportation Advisory Board Action item 2021-08) and a second Program year Extension from PY 2026 to PY 2029 (Transportation Advisory Board Action item 2023-30) to provide additional time for development of an Environmental Impact Statement (EIS).
 - This project is directly related to Capital Project 2155600 which provided county cost participation for planning, environmental review, and design efforts along the TH 252 corridor.
 - In 2018, \$119,000,000 in Trunk Highway Bonds were awarded through MnDOT's Corridors of Commerce Program. These funds are intended for improvements along TH 252 as recommended by the various planning efforts, with major project elements including: interchange construction, access closures, and MnPASS lanes.
 - In 2018, \$7,000,000 in Federal funds were awarded for this project through the Regional Solicitation.

RESOLUTION 16-0338R1 (adopted 12/13/2016) authorized:

- Introduction of CP 2167700 as a project in the 2017 Capital Budget with a Project Budget of \$20,000,000 to be financed with \$7,000,000 in County Bonds, \$8,000,000 from MnDOT, and \$5,000,000 from the City of Brooklyn Park.
- Hennepin County staff to lead interchange design, environmental documentation, R/W acquisition, construction contract award, and construction oversight activities as they relate to CP 2167700.

RESOLUTION 18-0083R1 (adopted 03/13/2018) authorized:

- Neg of various Agmts with MnDOT, Brooklyn Park, and Brooklyn Center identifying each party's responsibilities as they relate to CP 2155600.
- Neg of Amd 1 to Amdt PW 11-66-17 with SRF Consulting for additional consulting services related to CP 2155600 at a revised cost NTE \$3,960,000.
- Amdt to the Project Budget for CP 2155600 with an increase of \$3,560,000 from \$400,000 to \$3,960,000 to be financed with \$720,000 in County Bonds, \$1,940,000 from MnDOT, \$360,000 from Brooklyn Center, and \$540,000 from Brooklyn Park.
- Transfer of \$720,000 in County Bonds from CP 2167700 to CP 2155600.

| Last Year's CIP Process Summary | Budget To-Date | 2024 | 2025 | 2026 | 2027 | 2028 | Future | Total |
|---------------------------------|----------------|--------------|------|-----------|------|------------|--------|------------|
| Department Requested | 19,280,000 | | | | | 8,280,000 | | 27,560,000 |
| Administrator Proposed | 19,280,000 | (19,280,000) | | 8,000,000 | | 11,560,000 | | 19,560,000 |
| CBTF Recommended | 19,280,000 | (19,280,000) | | 8,000,000 | | 11,560,000 | | 19,560,000 |
| Board Approved Final | 19,280,000 | (19,280,000) | | 8,000,000 | | 11,560,000 | | 19,560,000 |

Project Name: 2190100 Participate in MnDOT's I-494 Corridors of Commerce Project
Major Program: Public Works
Department: Transportation Roads & Bridges

Funding Start: 2023
Funding Completion: 2024

Summary:

Participate in MnDOT's I-494 Corridors of Commerce project from TH 169 to the Minneapolis-St. Paul (MSP) Airport in the Cities of Bloomington, Eden Prairie, Edina, and Richfield

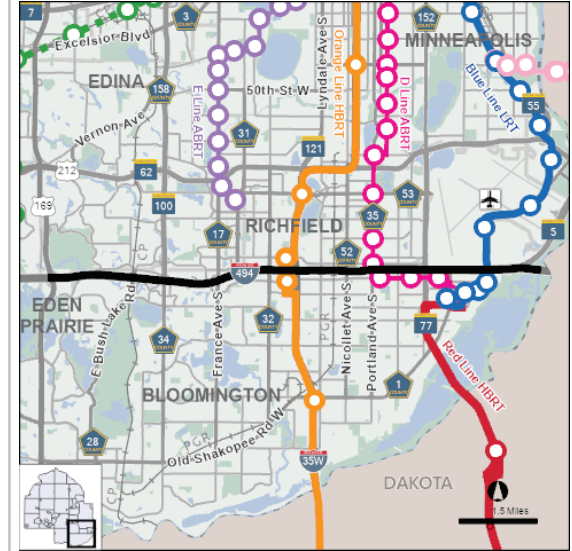
Purpose & Description:

This segment of the I-494 corridor extends more than 9 miles from TH 169 to the MSP Airport throughout the Cities of Bloomington, Eden Prairie, Edina, and Richfield. This freeway is frequently congested due to the corridor's role in the transportation system as it relates to commuting, connecting major destinations, and transporting freight. The existing I-494/I-35W interchange represents a key bottleneck due to the high volume of vehicles entering/exiting the freeway system.

In 2017, MnDOT completed the I-494/TH 62 Congestion Relief Study that recommended that future investments focus on I-494 to improve safety and congestion in this area of Hennepin County. Subsequently, MnDOT has been collaborating with Hennepin County, cities, the I-494 Corridor Coalition, and the I-35W Solutions Alliance to identify a vision to advance the following main project objectives (tracked as Elements 3, 4, & 7 as part of the I-494 Implementation Plan). As proposed, this project is anticipated to impact four county roadways, including: France Avenue (CSAH 17), Penn Avenue (CSAH 32), Nicollet Avenue (CSAH 52), and Portland Avenue (CSAH 35).

- Improved travel time reliability through the redesign of the I-494/I-35W and introduction of E-ZPASS lanes
- Improved safety through the consolidation of freeway access between I-35W and TH 77
- Improved multimodal connections across I-494
- Preservation of pavement, drainage, and bridge assets

State discretionary funding was awarded for this project through the 2018 Legislative Session as part of the Corridors of Commerce Program. In addition, federal discretionary funding was awarded for this project through the USDOT's 2021 Nationally Significant Multimodal Freight and Highway Projects (INFRA) Solicitation.



| REVENUE | Budget To-Date | Act & Enc | Balance | 2025 Budget | 2026 | 2027 | 2028 | 2029 | Future | Total |
|----------------------------|------------------|------------------|----------------|-------------|------|------|------|------|--------|------------------|
| Bonds - GO Roads | 1,400,000 | 1,356,673 | 43,327 | | | | | | | 1,400,000 |
| Mn/DOT State Aid - Regular | 2,300,000 | 2,138,024 | 161,976 | | | | | | | 2,300,000 |
| Total | 3,700,000 | 3,494,697 | 205,303 | | | | | | | 3,700,000 |
| EXPENSE | Budget To-Date | Act & Enc | Balance | 2025 Budget | 2026 | 2027 | 2028 | 2029 | Future | Total |
| Construction | 2,400,000 | 3,556,673 | (1,156,673) | | | | | | | 2,400,000 |
| Consulting | 600,000 | | 600,000 | | | | | | | 600,000 |
| Contingency | 700,000 | | 700,000 | | | | | | | 700,000 |
| Total | 3,700,000 | 3,556,673 | 143,327 | | | | | | | 3,700,000 |

| | |
|---|---------------------------------|
| Project Name: 2190100 Participate in MnDOT's I-494 Corridors of Commerce Project | Funding Start: 2023 |
| Major Program: Public Works | Funding Completion: 2024 |
| Department: Transportation Roads & Bridges | |

| Current Year's CIP Process Summary | Budget To-Date | 2025 Budget | 2026 | 2027 | 2028 | 2029 | Future | Total |
|------------------------------------|----------------|-------------|------|------|------|------|--------|-----------|
| Department Requested | 3,700,000 | | | | | | | 3,700,000 |
| Administrator Proposed | 3,700,000 | | | | | | | 3,700,000 |
| CBTF Recommended | 3,700,000 | | | | | | | 3,700,000 |
| Board Approved Final | 3,700,000 | | | | | | | 3,700,000 |

Scheduling Milestones (major phases only):

| Activity | Anticipated Timeframe |
|-------------------|------------------------|
| Planning | Q3 2018 - Q2 2021 |
| Design | Q3 2021 - Q3 2023 |
| Bid Advertisement | Q4 2022 (Design-Build) |
| Construction | Q4 2023 - Q4 2026 |
| Completion | Q2 2027 |

Board Resolutions / Supplemental Information:

RESOLUTION 22-0489 (adopted 11/29/2022) authorized:

- Neg of Agmt PW 34-40-22 (State Contract No. 1050955) with MnDOT for an estimated county cost of \$2,438,424 and a receivable of \$300,000 for county-supplied equipment to be received into the Transportation Operations Operating Budget.
- Neg of Agmt PW 42-40-22 (State Contract No. 1051546) with MnDOT and the cities of Richfield and Bloomington for maintenance responsibilities.
- Neg of Agmt PW 35-19-22 with the City of Richfield for maintenance responsibilities.
- Neg of Agmt PW 36-07-22 with the City of Bloomington for maintenance responsibilities.
- Neg of Agmt PW 50-40-22 with MnDOT (State Contract No. 1050957) and the Metropolitan Council for maintenance responsibilities of bus rapid transit stations constructed as part of CP 2190100.

Project's Effect on the Operating Budget:

Staff does not anticipate that this project will have significant impacts to Transportation Department staff or annual operating costs. The financial impact resulting from the addition of 0.91 lane miles to the county roadway system is expected to cost approximately \$12,500. In addition, maintenance responsibilities of new multi-use trail facilities are anticipated to be assigned to another agency as part of a cooperative agreement.

Project's Effect on County Priorities:

This project will reduce disparities in the connectivity domain by improving safety along the I-494 corridor. The project will also improve multimodal connections across I-494 as the current bridge designs present uncomfortable experiences for people walking and biking. These improvements are especially important as the project is located within an area that includes relatively high percentages of people with limited mobility.

Changes from Prior CIP:

- No changes to the overall project budget since the 2024-2028 Transportation CIP.

| Last Year's CIP Process Summary | Budget To-Date | 2024 | 2025 | 2026 | 2027 | 2028 | Future | Total |
|---------------------------------|----------------|---------|------|------|------|------|--------|-----------|
| Department Requested | 3,600,000 | 100,000 | | | | | | 3,700,000 |
| Administrator Proposed | 3,600,000 | 100,000 | | | | | | 3,700,000 |
| CBTF Recommended | 3,600,000 | 100,000 | | | | | | 3,700,000 |
| Board Approved Final | 3,600,000 | 100,000 | | | | | | 3,700,000 |

Project Name: 2154700 Participate in Maple G's Rush Creek Blvd fr TH 610 to CSAH 30
Major Program: Public Works
Department: Transportation Roads & Bridges

Funding Start: 2023
Funding Completion: 2023

Summary:

Participate in the City of Maple Grove's Rush Creek Boulevard construction project from 97th Avenue (CSAH 30) to TH 610 in the City of Maple Grove.

Purpose & Description:

TH 610 currently extends approximately 12 miles from I-94 in Maple Grove to Highway 10 in Coon Rapids that provides an east/west route beyond the I-494/I-694 ring. TH 610 has been constructed by MnDOT over a series of projects dating back to the 1980s, however, a final segment remains. This final segment, nicknamed the 610 Extension Project, will connect 97th Avenue (CSAH 30) and TH 610, and will function as a minor arterial under the City of Maple Grove's jurisdiction as Rush Creek Boulevard.

The proposed project is anticipated to include the following improvements.

- Construction of a new roadway segment (Rush Creek Boulevard) from 97th Avenue (CSAH 30) to TH 610
- Addition of a new interchange at I-94 and TH 610
- Introduction of auxiliary lanes along I-94 to support new interchange access

Upon completion, this project will improve connectivity to local and regional roadways, including I-94, TH 610, and 97th Avenue (CSAH 30); thereby relieving demand for the area surrounding Maple Grove Parkway and I-94.



| REVENUE | Budget To-Date | Act & Enc | Balance | 2025 Budget | 2026 | 2027 | 2028 | 2029 | Future | Total |
|------------------|------------------|------------------|------------------|-------------|------|------|------|------|--------|------------------|
| Bonds - GO Roads | 4,245,000 | | 4,245,000 | | | | | | | 4,245,000 |
| Total | 4,245,000 | | 4,245,000 | | | | | | | 4,245,000 |
| EXPENSE | Budget To-Date | Act & Enc | Balance | 2025 Budget | 2026 | 2027 | 2028 | 2029 | Future | Total |
| Construction | 4,245,000 | 4,245,000 | | | | | | | | 4,245,000 |
| Other Costs | | 56,481 | (56,481) | | | | | | | |
| Total | 4,245,000 | 4,301,481 | (56,481) | | | | | | | 4,245,000 |

| | |
|--|---------------------------------|
| Project Name: 2154700 Participate in Maple G's Rush Creek Blvd fr TH 610 to CSAH 30 | Funding Start: 2023 |
| Major Program: Public Works | Funding Completion: 2023 |
| Department: Transportation Roads & Bridges | |

| Current Year's CIP Process Summary | Budget To-Date | 2025 Budget | 2026 | 2027 | 2028 | 2029 | Future | Total |
|------------------------------------|----------------|-------------|------|------|------|------|--------|-----------|
| Department Requested | 4,245,000 | | | | | | | 4,245,000 |
| Administrator Proposed | 4,245,000 | | | | | | | 4,245,000 |
| CBTF Recommended | 4,245,000 | | | | | | | 4,245,000 |
| Board Approved Final | 4,245,000 | | | | | | | 4,245,000 |

Scheduling Milestones (major phases only):

| Activity | Anticipated Timeframe |
|-------------------|-----------------------|
| Planning | 2019 - Q1 2022 |
| Design | Q2 2022 - Q3 2023 |
| Bid Advertisement | Q4 2023 |
| Construction | Q4 2023 - Q4 2025 |
| Completion | Q4 2026 |

Board Resolutions / Supplemental Information:

Project Budget Notes:

The City of Maple Grove has received the following external funding awards:

- \$7,000,000 in federal funding through the Metropolitan Council's 2018 Regional Solicitation
- \$2,750,000 in federal Community Project funding through Congressionally Directed spending
- \$13,000,000 in state funding through MnDOT's Local Road Improvement Program
- \$5,000,000 in state funding through the Transportation Economic Development Program

RESOLUTION 22-0404R1 (adopted 12/15/2022) authorized:

- Introduction of Capital Project 2154700 in the 2023 Capital Budget with a project budget of \$4,245,000 in County Bonds.
- Negotiation of an Agreement with the City of Maple Grove identifying each agency's responsibilities in Capital Project 2154700. Note that this Agreement was executed on 02/26/2024 and tracked as PW 18-34-22.

Project's Effect on the Operating Budget:

Staff does not anticipate that this project will have significant impacts to Transportation Department staff or annual operating costs. The installation of 1 new traffic signal system at the new intersection of 97th Avenue (CSAH 30) at Rush Creek Boulevard is estimated to cost \$8,200 annually to maintain. Ownership and maintenance responsibilities of the new roadway is anticipated to be assigned to the City of Maple Grove as part of a Cooperative Agreement.

Project's Effect on County Priorities:

This project will construct a new connection through Northwest Hennepin County; including an area near 97th Avenue (CSAH 30) that includes relatively high percentages of households with low income.

Changes from Prior CIP:

- No changes to the overall project budget since the 2024-2028 Transportation CIP.

| Last Year's CIP Process Summary | Budget To-Date | 2024 | 2025 | 2026 | 2027 | 2028 | Future | Total |
|---------------------------------|----------------|------|------|------|------|------|--------|-----------|
| Department Requested | 4,245,000 | | | | | | | 4,245,000 |
| Administrator Proposed | 4,245,000 | | | | | | | 4,245,000 |
| CBTF Recommended | 4,245,000 | | | | | | | 4,245,000 |
| Board Approved Final | 4,245,000 | | | | | | | 4,245,000 |

Project Name: 2210400 Pavement Rehabilitation Program 2022-2026
Major Program: Public Works
Department: Transportation Roads & Bridges

Funding Start: 2022
Funding Completion: 2026

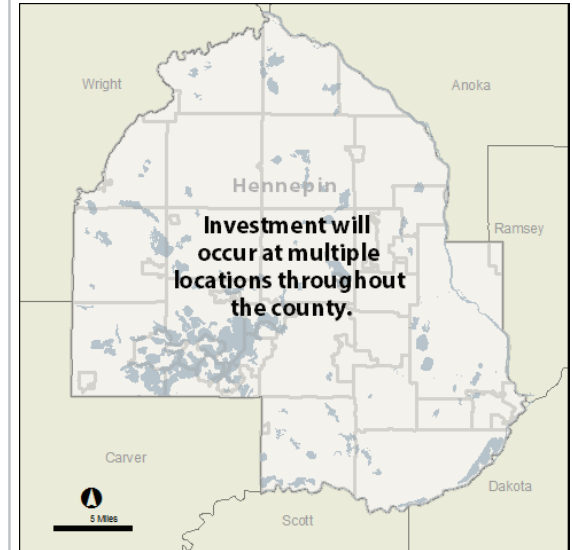
Summary:

Provide funding over a five-year period (from 2022 to 2026) for roadway rehabilitation activities at various locations countywide.

Purpose & Description:

Hennepin County's roadway system extends nearly 570 miles and includes 2,200 lane miles of pavement. Pavement age and condition is monitored within the county's Asset Management system that provides staff with a data driven tool for prioritizing needs and identifying treatment options. The most common treatment options to address deterioration include preservation, rehabilitation, and reconstruction. The county's 2018 Asset Management Report identified annual goals of preserving 270 lane miles, rehabilitating 20 lane miles, and reconstructing 30 lane miles. This investment approach is anticipated to maintain a pavement condition rating of fair to good, which is equivalent to the current rating experienced across the roadway system.

The purpose of this capital project is to provide funding for pavement rehabilitation projects that will extend a roadway's useful life by approximately 20 to 30 years. It's anticipated that one project will be administered each year across one or more roadway segments as listed on the following page. In addition to pavement improvements, the proposed project will also include ADA, drainage, multimodal, and safety improvements to promote accessibility and connections for users traveling along and across the county's transportation system. The specific type and location of improvements will be evaluated during project development based on stakeholder input, data analysis, and environmental review.



| REVENUE | Budget To-Date | Act & Enc | Balance | 2025 Budget | 2026 | 2027 | 2028 | 2029 | Future | Total |
|-------------------------------------|-------------------|-------------------|------------------|-------------------|------------------|------|------|------|--------|-------------------|
| Property Tax | 50,000 | 50,000 | | | | | | | | 50,000 |
| Bonds - GO Roads | 22,200,000 | 17,148,726 | 5,051,274 | 4,110,000 | 8,550,000 | | | | | 34,860,000 |
| Loretto | | 742,701 | (742,701) | 1,365,000 | | | | | | 1,365,000 |
| Transfer - Metro Tax - Preservation | | | | 5,600,000 | 600,000 | | | | | 6,200,000 |
| Total | 22,250,000 | 17,941,427 | 4,308,573 | 11,075,000 | 9,150,000 | | | | | 42,475,000 |

| EXPENSE | Budget To-Date | Act & Enc | Balance | 2025 Budget | 2026 | 2027 | 2028 | 2029 | Future | Total |
|--------------|-------------------|-------------------|------------------|-------------------|------------------|------|------|------|--------|-------------------|
| Right of Way | 410,000 | 30,964 | 379,036 | | | | | | | 410,000 |
| Construction | 14,750,000 | 17,532,229 | (2,782,229) | 7,570,000 | 6,930,000 | | | | | 29,250,000 |
| Consulting | 5,010,000 | 2,369,860 | 2,640,140 | 1,350,000 | 550,000 | | | | | 6,910,000 |
| Other Costs | | 13,449 | (13,449) | | | | | | | |
| Contingency | 2,080,000 | | 2,080,000 | 2,155,000 | 1,670,000 | | | | | 5,905,000 |
| Total | 22,250,000 | 19,946,501 | 2,303,499 | 11,075,000 | 9,150,000 | | | | | 42,475,000 |

| | |
|--|---------------------------------|
| Project Name: 2210400 Pavement Rehabilitation Program 2022-2026 | Funding Start: 2022 |
| Major Program: Public Works | Funding Completion: 2026 |
| Department: Transportation Roads & Bridges | |

| Current Year's CIP Process Summary | Budget To-Date | 2025 Budget | 2026 | 2027 | 2028 | 2029 | Future | Total |
|------------------------------------|----------------|-------------|-----------|------|------|------|--------|------------|
| Department Requested | 22,250,000 | 11,075,000 | 9,150,000 | | | | | 42,475,000 |
| Administrator Proposed | 22,250,000 | 11,075,000 | 9,150,000 | | | | | 42,475,000 |
| CBTF Recommended | 22,250,000 | 11,075,000 | 9,150,000 | | | | | 42,475,000 |
| Board Approved Final | 22,250,000 | 11,075,000 | 9,150,000 | | | | | 42,475,000 |

Scheduling Milestones (major phases only):

| Activity | Anticipated Timeframe |
|-------------------|-----------------------|
| Planning | On - Going |
| Design | On - Going |
| Bid Advertisement | On - Going |
| Construction | On - Going |
| Completion | On - Going |

Project's Effect on the Operating Budget:

The impact to Transportation staff or annual operating costs will be evaluated on a case-by-case basis as the scope of each project associated with the Pavement Rehabilitation Program varies.

Project's Effect on County Priorities:

The intent of this project is to provide funding for individual pavement rehabilitation projects throughout the county. Transportation Project Delivery will consider safety and Complete & Green Streets opportunities as part of the project development process to promote new connections for people walking, biking, rolling, and biking along and across county roadways. These improvements to multimodal connections advance the county's goal of reducing vehicle miles traveled per capita and reducing disparities in the connectivity domain by promoting a full range of transportation options.

Changes from Prior CIP:

- Project budget increased by \$6.8 million from \$35.7 million to \$42.5 million to be financed with \$5.4 million in TAA Preservation and \$1.4 million from the City of Loretto.
- Construction activities increased by \$3.5 million from \$25.8 million to \$29.3 million.
- Consulting activities increased by \$0.6 million from \$6.3 million to \$6.9 million.
- Contingencies increased by \$2.7 million from \$3.2 million to \$5.9 million.

Board Resolutions / Supplemental Information:

Anticipated segments are listed below, which are subject to change during the project development process.

2022 candidates (tracked under CP 2210401)

- Stinson Blvd (CSAH 27) from 1000' N of Hennepin Ave (CSAH 52) to 650' N of Broadway St NE (CSAH 66)
- 46th St (CSAH 46) from Bridge #27B84 over Godfrey Pkwy to Bridge #3575 over the Mississippi River
- New Brighton Blvd (CSAH 88) from 100' S of I-35W NB Ramps to 250' S of 29th Ave NE (CSAH 94)

2023 candidates (tracked under CP 2210402)

- Baker Park Rd (CSAH 19) from 100' N of Baker Park Rd (CSAH 29) to TH 55 in Loretto and Medina

2024 candidates (tracked under CP 2210403)

- County Rd 26 from the W County Line to CSAH 110 in Minnetrista and Mound

2025 candidates

- McGinty Rd (CSAH 16) from Locust Hills Dr to 300' N of the I-494 SB Ramps in Minnetonka (CP 2210407)
- CSAH 92 from Watertown Rd (CSAH 6) to Rebecca Park Trl (CSAH 50) in Independence (CP 2210408)

2026 candidates

- Woodland Trl (CSAH 10) from Rebecca Park Trl (CSAH 50) to 700' W of CSAH 19 in Corcoran, Greenfield, and Rockford (CP 2210404)
- Pioneer Trl (CSAH 123) from CSAH 10 to CSAH 19 in Greenfield and Hanover (CP 2210405)

Adopted Resolutions associated with the Pavement Rehabilitation Program 2022-2026:

- RESOLUTION 21-0140 (adopted on 04/11/2023)
- RESOLUTION 23-0428 (adopted on 11/02/2023)
- RESOLUTION 24-0159 (adopted on 04/30/2024)
- RESOLUTION 24-0357 (adopted on 09/17/2024)

| Last Year's CIP Process Summary | Budget To-Date | 2024 | 2025 | 2026 | 2027 | 2028 | Future | Total |
|---------------------------------|----------------|-----------|-----------|-----------|------|------|--------|------------|
| Department Requested | 14,680,000 | 7,570,000 | 7,390,000 | 6,100,000 | | | | 35,740,000 |
| Administrator Proposed | 14,680,000 | 7,570,000 | 7,390,000 | 6,100,000 | | | | 35,740,000 |
| CBTF Recommended | 14,680,000 | 7,570,000 | 7,390,000 | 6,100,000 | | | | 35,740,000 |
| Board Approved Final | 14,680,000 | 7,570,000 | 7,390,000 | 6,100,000 | | | | 35,740,000 |

Project Name: 2220900 Pavement Rehabilitation Program 2027-2031
Major Program: Public Works
Department: Transportation Roads & Bridges

Funding Start: 2025
Funding Completion: 2031

Summary:

Provide funding over a five-year period for roadway rehabilitation activities at various locations countywide (representing the years 2027-2031).

Purpose & Description:

This capital project is a placeholder to demonstrate a funding need for the five-year period that begins once Capital Project 2210400 sunsets (with 2026 representing the final year of budget appropriations). Similarly, this capital project provides funding for pavement rehabilitation projects that will extend a roadway's useful life by approximately 20 to 30 years. It's anticipated one project will be administered each year across one or more roadway segments that will be determined at a later date. In addition to pavement improvements, each proposed project will include ADA, drainage, multimodal, and safety improvements to promote accessibility and connections for multimodal users traveling along and across county roadways.



| REVENUE | Budget To-Date | Act & Enc | Balance | 2025 Budget | 2026 | 2027 | 2028 | 2029 | Future | Total |
|---------------------------------------|----------------|-----------|---------|------------------|------------------|-------------------|-------------------|-------------------|-------------------|-------------------|
| Bonds - GO Roads | | | | 3,325,000 | 1,445,000 | 10,210,000 | 10,000,000 | 10,000,000 | 20,000,000 | 54,980,000 |
| Transfer - Metro Tax - Active Transpo | | | | | | 1,510,000 | | | | 1,510,000 |
| Transfer - Metro Tax - Preservation | | | | | 2,710,000 | 1,860,000 | | | | 4,570,000 |
| Total | | | | 3,325,000 | 4,155,000 | 13,580,000 | 10,000,000 | 10,000,000 | 20,000,000 | 61,060,000 |

| EXPENSE | Budget To-Date | Act & Enc | Balance | 2025 Budget | 2026 | 2027 | 2028 | 2029 | Future | Total |
|--------------|----------------|-----------|---------|------------------|------------------|-------------------|-------------------|-------------------|-------------------|-------------------|
| Right of Way | | | | 95,000 | 375,000 | 40,000 | | | | 510,000 |
| Construction | | | | | 2,060,000 | 10,150,000 | 9,360,000 | 10,000,000 | 20,000,000 | 51,570,000 |
| Consulting | | | | 2,610,000 | 990,000 | 810,000 | 400,000 | | | 4,810,000 |
| Contingency | | | | 620,000 | 730,000 | 2,580,000 | 240,000 | | | 4,170,000 |
| Total | | | | 3,325,000 | 4,155,000 | 13,580,000 | 10,000,000 | 10,000,000 | 20,000,000 | 61,060,000 |

| | |
|--|---------------------------------|
| Project Name: 2220900 Pavement Rehabilitation Program 2027-2031 | Funding Start: 2025 |
| Major Program: Public Works | Funding Completion: 2031 |
| Department: Transportation Roads & Bridges | |

| Current Year's CIP Process Summary | Budget To-Date | 2025 Budget | 2026 | 2027 | 2028 | 2029 | Future | Total |
|------------------------------------|----------------|-------------|-----------|------------|------------|------------|------------|------------|
| Department Requested | | 3,325,000 | 4,155,000 | 13,580,000 | 10,000,000 | 10,000,000 | 20,000,000 | 61,060,000 |
| Administrator Proposed | | 3,325,000 | 4,155,000 | 13,580,000 | 10,000,000 | 10,000,000 | 20,000,000 | 61,060,000 |
| CBTF Recommended | | 3,325,000 | 4,155,000 | 13,580,000 | 10,000,000 | 10,000,000 | 20,000,000 | 61,060,000 |
| Board Approved Final | | 3,325,000 | 4,155,000 | 13,580,000 | 10,000,000 | 10,000,000 | 20,000,000 | 61,060,000 |

Scheduling Milestones (major phases only):

| Activity | Anticipated Timeframe |
|-------------------|-----------------------|
| Planning | On-Going |
| Design | On-Going |
| Bid Advertisement | Future TBD |
| Construction | Future TBD |
| Completion | Future TBD |

Project's Effect on the Operating Budget:

Additional planning and design work is required to determine the anticipated impact to Transportation Department staff or annual operating costs for each of the subprojects funded within this parent project.

Project's Effect on County Priorities:

The intent of this project is to provide funding for individual pavement rehabilitation projects throughout the county. Transportation Project Delivery will consider safety and Complete & Green Streets opportunities as part of the project development process to promote new connections for people walking, biking, rolling, and biking along and across county roadways. These improvements to multimodal connections advance the county's goal of reducing vehicle miles traveled per capita and reducing disparities in the connectivity domain through promoting a full range of transportation options.

Changes from Prior CIP:

- Project budget increased by \$7.9 million from \$53.2 million to \$61.1 million to be financed with \$1.8 million in County Bonds, \$1.5 million in TAA Active Transportation, and \$4.6 million in TAA Preservation.
- Right of Way activities increased by \$0.1 million from \$0.4 million to \$0.5 million.
- Construction activities increased by \$14.1 million from \$37.5 million to \$51.6 million.
- Consulting activities decreased by \$5.7 million from \$10.5 million to \$4.8 million.
- Contingencies decreased by \$0.6 million from \$4.8 million to \$4.2 million.

Board Resolutions / Supplemental Information:

Anticipated roadway segments are listed below, which are subject to change during the project development process. Note that budget authority necessary for preliminary design and right-of-way needs is typically requested two years in advance of project construction.

2027 candidates:

- Brockton Lane (CSAH 13) from 1000' N of County Road 81 (CSAH 81) to Dayton River Road (CSAH 12) in the Cities of Rogers and Dayton (CP 2220901)
- Douglas Drive (CSAH 102) from Medicine Lake Road (CSAH 70) to 51st Place in the City of Crystal (Candidate ID 2229920)

2028 candidates:

- Rebecca Park Trail (CSAH 50) from TH 55 to 700' West of County Road 19 (CSAH 19) in the Cities of Greenfield and Rogers (Candidate ID 2229915)

2029 candidates and beyond:

- To be identified as part of the 2024 Project Prioritization Process.

| Last Year's CIP Process Summary | Budget To-Date | 2024 | 2025 | 2026 | 2027 | 2028 | Future | Total |
|---------------------------------|----------------|------|---------|-----------|------------|------------|------------|------------|
| Department Requested | | | 942,000 | 1,776,000 | 10,182,000 | 12,654,000 | 27,656,000 | 53,210,000 |
| Administrator Proposed | | | 942,000 | 1,776,000 | 10,182,000 | 12,654,000 | 27,656,000 | 53,210,000 |
| CBTF Recommended | | | 942,000 | 1,776,000 | 10,182,000 | 12,654,000 | 27,656,000 | 53,210,000 |
| Board Approved Final | | | 942,000 | 1,776,000 | 10,182,000 | 12,654,000 | 27,656,000 | 53,210,000 |

Project Name: 2999961 Maple Grove R of W Acquisition Reimbursement (CP 9635)
Major Program: Public Works
Department: Transportation Roads & Bridges

Funding Start: 2003
Funding Completion: 2027

Summary:

Provide funding to make payments to the City of Maple Grove over a 25-year period for right of way acquisition costs that were previously incurred by the city as part of Capital Project 2963500.

Purpose & Description:

In the 2000s, the City of Maple Grove administered the Elm Creek Boulevard (CSAH 130) Project that expanded the previous two-lane roadway to a four-lane roadway from Hemlock Lane (CSAH 61) to TH 169 in an area that's commonly referred to as the Gravel Mining Area. The purpose of that project was to upgrade the existing roadway to a suburban environment and provide a regional east/west route through the Gravel Mining Area to accommodate future development.

Hennepin County participated in the construction costs for this new roadway through the allocation of \$500,000 as part of the 2000 Capital Budget for Capital Project 2963500. However, at the time, Hennepin County was not a financial partner in costs associated with right of way acquisition. Instead, the City of Maple Grove financed all necessary right of way costs at the city's expense of \$2,373,113 so that the project could proceed on the desired schedule. It should be noted that the county's typical cost participation in right of way acquisition is 50% of the expense, per the county's cost participation policy.

As a result of Capital Project 2963500, Hennepin County has received an increase in its annual State Aid apportionment from the state's Highway User Tax Distribution Fund (HUTDF). This Capital Budget Line Item has been established to make annual payments to the City of Maple Grove over a 25-year period to recognize the increase in State Aid received by the county as a result of the right of way costs that were solely burdened by the city. The 25-year term is directly related to the timeframe considered in the State Aid Needs formula managed by MnDOT that is used for determining annual apportionment amounts to cities and counties from its HUTDF.



| REVENUE | Budget To-Date | Act & Enc | Balance | 2025 Budget | 2026 | 2027 | 2028 | 2029 | Future | Total |
|--------------|----------------|----------------|----------------|---------------|---------------|---------------|------|------|--------|----------------|
| Property Tax | 307,345 | 307,345 | 0 | 40,000 | 40,000 | 40,000 | | | | 427,345 |
| Total | 307,345 | 307,345 | 0 | 40,000 | 40,000 | 40,000 | | | | 427,345 |
| EXPENSE | Budget To-Date | Act & Enc | Balance | 2025 Budget | 2026 | 2027 | 2028 | 2029 | Future | Total |
| Right of Way | 306,697 | | 306,697 | 40,000 | 40,000 | 40,000 | | | | 426,697 |
| Construction | 648 | | 648 | | | | | | | 648 |
| Total | 307,345 | | 307,345 | 40,000 | 40,000 | 40,000 | | | | 427,345 |

| | |
|---|---------------------------------|
| Project Name: 2999961 Maple Grove R of W Acquisition Reimbursement (CP 9635) | Funding Start: 2003 |
| Major Program: Public Works | Funding Completion: 2027 |
| Department: Transportation Roads & Bridges | |

| Current Year's CIP Process Summary | Budget To-Date | 2025 Budget | 2026 | 2027 | 2028 | 2029 | Future | Total |
|------------------------------------|----------------|-------------|--------|--------|------|------|--------|---------|
| Department Requested | 307,345 | 40,000 | 40,000 | 40,000 | | | | 427,345 |
| Administrator Proposed | 307,345 | 40,000 | 40,000 | 40,000 | | | | 427,345 |
| CBTF Recommended | 307,345 | 40,000 | 40,000 | 40,000 | | | | 427,345 |
| Board Approved Final | 307,345 | 40,000 | 40,000 | 40,000 | | | | 427,345 |

Scheduling Milestones (major phases only):

| Activity | Anticipated Timeframe |
|-------------------|-----------------------|
| Planning | N/A |
| Design | N/A |
| Bid Advertisement | N/A |
| Construction | N/A |
| Completion | N/A |

Project's Effect on the Operating Budget:
Staff does not anticipate that this project will have impacts to Transportation staff or annual operating costs.

Project's Effect on County Priorities:
This project is not directly connected to any current county priorities.

Changes from Prior CIP:

- No changes to the overall project budget since the 2024-2028 Transportation CIP.

Board Resolutions / Supplemental Information:

Specific payment amounts to the City of Maple Grove are calculated using a formula outlined in Agreement PW 48-34-01 and subsequent amendments 1,2, and 3. Each payment made to the city from Capital Project 2999961 is listed below:

| Year | Amount | Year | Amount |
|------|-------------|------|-------------|
| 2003 | \$45,803.21 | 2016 | \$36,161.04 |
| 2004 | \$45,450.99 | 2017 | \$35,134.66 |
| 2005 | \$43,576.14 | 2018 | \$38,431.44 |
| 2006 | \$39,835.07 | 2019 | \$38,639.49 |
| 2007 | \$36,563.79 | 2020 | \$41,901.09 |
| 2008 | \$32,953.80 | 2021 | \$36,957.82 |
| 2009 | \$35,221.43 | 2022 | \$41,007.06 |
| 2010 | \$35,443.70 | 2023 | \$37,765.28 |
| 2011 | \$37,096.16 | 2024 | \$38,114.12 |
| 2012 | \$38,999.16 | 2025 | TBD |
| 2013 | \$40,371.93 | 2026 | TBD |
| 2014 | \$41,921.37 | 2027 | TBD |
| 2015 | \$44,352.12 | | |

RESOLUTION 01-0659 (adopted 10/02/2001) authorized:

- Approval of Agmts PW 27-34-00 and PW 48-34-01 with the City of Maple Grove identifying each party's responsibilities as they relate to CP 2963500.
- County cost participation in construction activities in CP 2963500 for an amount NTE \$500,000 to be financed with State Aid Regular.
- Acquisition of right-of-way necessary for CP 2963500 at an estimated cost of \$2,450,000 to be financed by the City of Maple Grove.
- An increase of \$2,450,000 to the project budget for CP 2963500 from \$500,000 to \$2,950,000 to be financed by the City of Maple Grove.

| Last Year's CIP Process Summary | Budget To-Date | 2024 | 2025 | 2026 | 2027 | 2028 | Future | Total |
|---------------------------------|----------------|--------|--------|--------|--------|------|--------|---------|
| Department Requested | 267,345 | 40,000 | 40,000 | 40,000 | 40,000 | | | 427,345 |
| Administrator Proposed | 267,345 | 40,000 | 40,000 | 40,000 | 40,000 | | | 427,345 |
| CBTF Recommended | 267,345 | 40,000 | 40,000 | 40,000 | 40,000 | | | 427,345 |
| Board Approved Final | 267,345 | 40,000 | 40,000 | 40,000 | 40,000 | | | 427,345 |

Project Name: 2183300 Safety and Asset Management 2019-2023
Major Program: Public Works
Department: Transportation Roads & Bridges

Funding Start:
Funding Completion: 2025

Summary:

Provide funding over a five-year period (from 2019 to 2023) to preserve and/or upgrade existing roadway and bridge assets.

Purpose & Description:

This capital project will advance each of the following seven activities listed below. Spending goal amounts are listed as \$0 as current and future budget appropriations are managed within the second generation of the Safety & Asset Management Transportation Supplemental Capital Activity representing 2024-2028 (CP 2201000).

| <u>Activity</u> | <u>Spending Goal</u> |
|---|----------------------|
| ADA - upgrading of pedestrian ramps and installation of Accessible Pedestrian Signals (APS) | \$0 |
| Bridge - rehabilitation, reconditioning, and preservation of county bridge assets | \$0 |
| Drainage - replacement and preservation of county drainage facilities | \$0 |
| Retaining Walls - replacement of county retaining walls | \$0 |
| Roadway - preservation projects along county roadways | \$0 |
| Safety - implementation of safety improvements to target crash reduction for all modes | \$0 |
| <u>Traffic - upgrading and replacement of county traffic signals</u> | <u>\$0</u> |
| Totals | \$0 |



| REVENUE | Budget To-Date | Act & Enc | Balance | 2025 Budget | 2026 | 2027 | 2028 | 2029 | Future | Total |
|----------------------------|-------------------|-------------------|------------------|----------------|------|------|------|------|--------|-------------------|
| Property Tax | 995,000 | 995,000 | 0 | | | | | | | 995,000 |
| Wheelage Tax | 186,515 | 186,515 | | | | | | | | 186,515 |
| Bonds - GO Roads | 17,231,260 | 16,857,133 | 374,127 | | | | | | | 17,231,260 |
| Federal - Other - Roads | 2,508,388 | 2,508,388 | | | | | | | | 2,508,388 |
| Mn/DOT State Aid - Regular | 16,007,714 | 9,783,158 | 6,224,556 | | | | | | | 16,007,714 |
| Eden Prairie | | | | 65,000 | | | | | | 65,000 |
| Golden Valley | 200,400 | | 200,400 | | | | | | | 200,400 |
| Minnetonka | 80,000 | 80,000 | | 65,000 | | | | | | 145,000 |
| Plymouth | 350,000 | | 350,000 | | | | | | | 350,000 |
| Local - Other | 84,000 | 284,055 | (200,055) | | | | | | | 84,000 |
| Other - Roads | 376,000 | | 376,000 | | | | | | | 376,000 |
| Total | 38,019,277 | 30,694,249 | 7,325,028 | 130,000 | | | | | | 38,149,277 |

| EXPENSE | Budget To-Date | Act & Enc | Balance | 2025 Budget | 2026 | 2027 | 2028 | 2029 | Future | Total |
|--------------|-------------------|-------------------|------------------|----------------|------|------|------|------|--------|-------------------|
| Right of Way | | 415,257 | (415,257) | | | | | | | |
| Construction | 37,183,577 | 29,905,488 | 7,278,089 | 130,000 | | | | | | 37,313,577 |
| Consulting | 540,700 | 1,783,507 | (1,242,807) | | | | | | | 540,700 |
| Other Costs | | 62,626 | (62,626) | | | | | | | |
| Contingency | 295,000 | | 295,000 | | | | | | | 295,000 |
| Total | 38,019,277 | 32,166,878 | 5,852,399 | 130,000 | | | | | | 38,149,277 |

| | |
|--|---------------------------------|
| Project Name: 2183300 Safety and Asset Management 2019-2023 | Funding Start: |
| Major Program: Public Works | Funding Completion: 2025 |
| Department: Transportation Roads & Bridges | |

| Current Year's CIP Process Summary | Budget To-Date | 2025 Budget | 2026 | 2027 | 2028 | 2029 | Future | Total |
|------------------------------------|----------------|-------------|------|------|------|------|--------|------------|
| Department Requested | 38,019,277 | | | | | | | 38,019,277 |
| Administrator Proposed | 38,019,277 | | | | | | | 38,019,277 |
| CBTF Recommended | 38,019,277 | | | | | | | 38,019,277 |
| Board Approved Final | 38,019,277 | 130,000 | | | | | | 38,149,277 |

Scheduling Milestones (major phases only):

| Activity | Anticipated Timeframe |
|-------------------|-----------------------|
| Planning | On-Going |
| Design | On-Going |
| Bid Advertisement | On-Going |
| Construction | On-Going |
| Completion | On-Going |

Project's Effect on the Operating Budget:

The impact to Transportation staff or annual operating costs will be evaluated on a case-by-case basis as the scope of each project varies

Project's Effect on County Priorities:

The intent of this project is to provide funding for individual projects that align with one or more of the spending goals identified for this project. Transportation Project Delivery considers each of the current county priorities whenever recommending a project to be funded out of this project budget.

Changes from Prior CIP:

- Project budget decreased by \$1.3 million from \$39.4 million to \$38.1 million.
- \$2.3 million in unspent budget authority (State Aid Regular) requested for transfer to CP 2201000 for future expenditures on bridge preservation activities.

Board Resolutions / Supplemental Information:

Project Budget Notes:

- Appropriated \$209,400 in County Bonds from this Project Budget (CP 2183300) into CP 2165100. These funds are intended to provide a portion of the funding necessary to implement safety improvements at the intersection of Franklin Avenue (CSAH 5) at Chicago Avenue. Additionally, the 2021 spending goal for Safety in CP 2183300 will be reduced by \$209,400 to reflect this appropriation.
- Appropriated \$220,700 in County Bonds from this Project Budget (CP 2183300) into CP 2165200. These funds are intended to provide a portion of the funding necessary to implement safety improvements at the intersection of West Broadway Avenue (CSAH 81) at Lyndale Avenue. Additionally, the 2021 spending goal for Safety in CP 2183300 will be reduced by \$220,700 to reflect this appropriation.
- Appropriated \$480,000 in County Bonds from this Project Budget (CP 2183300) into CP 2191300. These funds are intended to provide a portion of the funding necessary to implement safety improvements at the intersection of Normandale Boulevard (CSAH 34) at 98th Street. Additionally, the 2021 spending goal for Safety in CP 2183300 will be reduced by \$480,000 to reflect this appropriation.
- Appropriated \$2,300,000 in State Aid Regular from this Project Budget (CP 2183300) into CP 2201000. These are unused funds tracked against the Bridge spending goal and are intended to provide funding for future bridge maintenance projects.
- Other revenue includes \$160,000 from Ramsey County as part of the 2023 ADA Program Phase 1 (CP 2183336).
- \$0.1 million in "Other-Roads" revenue represents Ramsey County's revised cost participation in responsibilities in the 2023 ADA Program Phase 1 (CP 2183336) based on the bid award
- \$0.3 million in "Other-Roads" revenue represents Wright County's cost participation responsibilities in the 2021 Bridge Expansion Joint Project (CP 2186601) and the 2022 Bridge Painting Project (CP 2183334)
- \$0.4 million in funding represents the City of Plymouth's estimated cost participation responsibilities in a retaining wall replacement project along Northwest Boulevard (CP 2201900).
- 2025 Administrator Amendment No.17 Authorized \$130,000 in cost participation from the cities of Eden Prairie and Minnetonka as part of CP 2183338.

| Last Year's CIP Process Summary | Budget To-Date | 2024 | 2025 | 2026 | 2027 | 2028 | Future | Total |
|---------------------------------|----------------|-------------|------|------|------|------|--------|------------|
| Department Requested | 39,392,877 | (1,874,000) | | | | | | 37,518,877 |
| Administrator Proposed | 39,392,877 | (1,574,000) | | | | | | 37,818,877 |
| CBTF Recommended | 39,392,877 | (1,574,000) | | | | | | 37,818,877 |
| Board Approved Final | 39,392,877 | (1,574,000) | | | | | | 37,818,877 |

Project Name: 2183500 Cost Participation and Partnerships 2019-2023
Major Program: Public Works
Department: Transportation Roads & Bridges

Funding Start:
Funding Completion: 2025

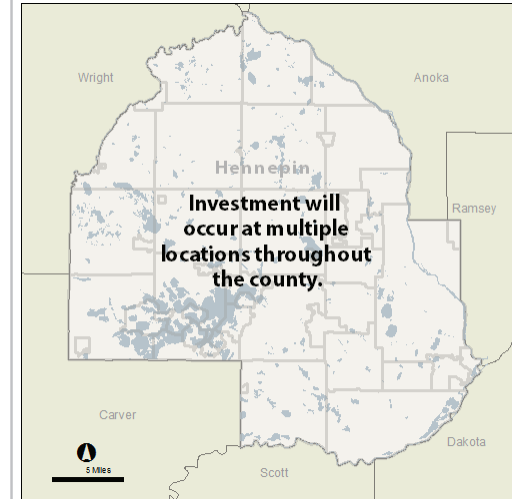
Summary:

Provide funding over a five-year period (from 2019 to 2023) to cost participate with other agencies for engineering, right of way, and construction activities as part of locally initiated capital projects.

Purpose & Description:

This capital project has been established to participate in projects led by external agencies across the investment categories listed below. Spending goal amounts are listed as \$0 as current and future budget appropriations are managed within the second generation of the Cost Participation and Partnerships Transportation Supplemental Capital Activity representing 2024-2028 (CP 2201100).

| <u>Activity</u> | <u>Spending Goal</u> |
|--|----------------------|
| County Aid to Municipalities | \$0.00 |
| Drainage | \$0.00 |
| Intersection control | \$0.00 |
| Jurisdictional transfer | \$0.00 |
| Multi-modal | \$0.00 |
| Railroad crossings | \$0.00 |
| <u>Roadside Enhancement Partnership Program (REPP)</u> | <u>\$0.00</u> |
| Totals | \$0.00 |



| REVENUE | Budget To-Date | Act & Enc | Balance | 2025 Budget | 2026 | 2027 | 2028 | 2029 | Future | Total |
|----------------------------|-------------------|------------------|------------------|---------------|------|------|------|------|--------|-------------------|
| Property Tax | 2,425,000 | 2,425,000 | 0 | | | | | | | 2,425,000 |
| Bonds - GO Roads | 7,310,000 | 3,508,377 | 3,801,623 | | | | | | | 7,310,000 |
| Mn/DOT State Aid - Regular | 3,225,000 | 2,580,718 | 644,282 | | | | | | | 3,225,000 |
| Bloomington | 30,000 | | 30,000 | | | | | | | 30,000 |
| Brooklyn Park | 45,000 | 43,882 | 1,118 | | | | | | | 45,000 |
| Corcoran | 15,000 | | 15,000 | | | | | | | 15,000 |
| Dayton | 30,000 | 24,093 | 5,907 | | | | | | | 30,000 |
| Edina | 30,000 | 23,779 | 6,221 | | | | | | | 30,000 |
| Medina | 15,000 | | 15,000 | | | | | | | 15,000 |
| Minnetonka | 60,000 | 46,395 | 13,605 | | | | | | | 60,000 |
| Mound | 132,500 | 138,370 | (5,870) | 42,500 | | | | | | 175,000 |
| New Hope | 52,500 | 10,876 | 41,624 | | | | | | | 52,500 |
| Plymouth | 20,598 | | 20,598 | | | | | | | 20,598 |
| Three Rivers Park Dist | 132,500 | 138,370 | (5,870) | 42,500 | | | | | | 175,000 |
| Total | 13,523,098 | 8,939,858 | 4,583,240 | 85,000 | | | | | | 13,608,098 |

| EXPENSE | Budget To-Date | Act & Enc | Balance | 2025 Budget | 2026 | 2027 | 2028 | 2029 | Future | Total |
|--------------|-------------------|-------------------|------------------|---------------|------|------|------|------|--------|-------------------|
| Right of Way | | 10,046 | (10,046) | | | | | | | |
| Construction | 13,523,098 | 9,592,900 | 3,930,198 | 85,000 | | | | | | 13,608,098 |
| Consulting | | 29,715 | (29,715) | | | | | | | |
| Other Costs | | 610,304 | (610,304) | | | | | | | |
| Total | 13,523,098 | 10,242,964 | 3,280,134 | 85,000 | | | | | | 13,608,098 |

| | |
|--|---------------------------------|
| Project Name: 2183500 Cost Participation and Partnerships 2019-2023 | Funding Start: |
| Major Program: Public Works | Funding Completion: 2025 |
| Department: Transportation Roads & Bridges | |

| Current Year's CIP Process Summary | Budget To-Date | 2025 Budget | 2026 | 2027 | 2028 | 2029 | Future | Total |
|------------------------------------|----------------|-------------|------|------|------|------|--------|------------|
| Department Requested | 13,523,098 | | | | | | | 13,523,098 |
| Administrator Proposed | 13,523,098 | | | | | | | 13,523,098 |
| CBTF Recommended | 13,523,098 | | | | | | | 13,523,098 |
| Board Approved Final | 13,523,098 | 85,000 | | | | | | 13,608,098 |

Scheduling Milestones (major phases only):

| | |
|-------------------|-----------------------|
| Activity | Anticipated Timeframe |
| Planning | On-Going |
| Design | On-Going |
| Bid Advertisement | On-Going |
| Construction | On-Going |
| Completion | On-Going |

Project's Effect on the Operating Budget:

The impact to Transportation staff or annual operating costs will be evaluated on a case-by-case basis as the scope of each project varies.

Project's Effect on County Priorities:

The intent of this project is to provide funding to cost participate with external agencies for individual projects that align with one or more of the spending goals identified for this project. Transportation Project Delivery considers each of the current county priorities whenever recommending a project to be funded out of this project budget.

Changes from Prior CIP:

- Project budget increased by \$0.1 million from \$13.5 million to \$13.6 million as a result of 2025 Administrator Amendment No. 18 that authorized \$85,000 in cost participation from the City of Mound and Three Rivers Park District as part of CP 2183547.

Board Resolutions / Supplemental Information:

Appropriated \$1,000,000 in County Bonds from this Project Budget (CP 2183500) into CP 2175900. These funds are intended to provide the Project Budget for CP 2175900 to be used towards drainage, multi-modal, and intersection control improvements at the CSAH 90 and TH 12 intersection. As a result, the 2021 spending goals in CP 2183500 for Drainage (\$200,000), Multi-Modal (\$200,000), and Intersection Control (\$600,000) will be reduced by \$1,000,000.

Appropriated \$200,000 in County Bonds from this Project Budget (CP 2183500) into CP 2090600. These funds are intended to provide a portion of the funding for multi-modal improvements along Brooklyn Boulevard (CSAH 152). As a result, the 2021 spending goal for Multi-Modal in CP 2183500 will be reduced by \$200,000.

Appropriated \$200,000 in County Bonds from this Project Budget (CP 2183500) into CP 2121100. These funds are intended to provide a portion of the funding for traffic signal improvements along Penn Avenue (CSAH 2). As a result, the 2021 spending goal for Intersection Control in CP 2183500 will be reduced by \$200,000.

Appropriated \$600,000 in State Aid Regular from this Project Budget (CP 2183500) into CP 2176000. These funds are intended to provide a portion of the funding for traffic signal improvements at various locations along the D Line BRT service. As a result, the 2021 spending goal for Intersection Control in CP 2183500 will be reduced by \$600,000.

| Last Year's CIP Process Summary | Budget To-Date | 2024 | 2025 | 2026 | 2027 | 2028 | Future | Total |
|---------------------------------|----------------|------|------|------|------|------|--------|-------|
| Department Requested | | | | | | | | |
| Administrator Proposed | | | | | | | | |
| CBTF Recommended | | | | | | | | |
| Board Approved Final | | | | | | | | |

Project Name: 2201000 Safety and Asset Management 2024-2028
Major Program: Public Works
Department: Transportation Roads & Bridges

Funding Start: 2024
Funding Completion: 2028

Summary:

Provide funding over a five-year period (from 2024 to 2028) to preserve and/or upgrade roadway and bridge assets to preserve the existing system and improve safety.

Purpose & Description:

This capital project will advance each of the following six activities through the 2025 spending goals listed below. Project selection will be based on a systemwide data driven approach as guided by the county's ADA Transition Plan, Bridge Inspection Program, Asset Management System, and crash system.

| <u>Activity</u> | <u>Spending Goal</u> |
|---|----------------------|
| ADA - upgrade of pedestrian ramps and installation of Accessible Pedestrian Signals (APS) | \$6,375,000 |
| Bridge - rehabilitation, reconditioning, and preservation of county bridge assets | \$2,500,000 |
| Drainage - replacement and preservation of county drainage facilities | \$500,000 |
| Retaining Walls - replacement and preservation of county retaining walls | \$845,000 |
| Roadway - pavement preservation of county roadways | \$600,000 |
| <u>Traffic - upgrade and replacement of county traffic signals</u> | <u>\$600,000</u> |
| Totals | \$11,420,000 |



| REVENUE | Budget To-Date | Act & Enc | Balance | 2025 Budget | 2026 | 2027 | 2028 | 2029 | Future | Total |
|---------------------------------------|-------------------|------------------|------------------|-------------------|-------------------|-------------------|-------------------|------|--------|-------------------|
| Wheelage Tax | 2,170,000 | 1,627,500 | 542,500 | | | | | | | 2,170,000 |
| Bonds - GO Roads | 1,800,000 | 336,309 | 1,463,691 | | | | | | | 1,800,000 |
| Mn/DOT State Aid - Regular | 9,250,000 | 3,075,654 | 6,174,346 | 4,545,000 | 3,800,000 | 3,800,000 | 3,800,000 | | | 25,195,000 |
| Transfer - Metro Tax - Active Transpo | | | | 6,375,000 | 6,175,000 | 6,175,000 | 6,175,000 | | | 24,900,000 |
| Transfer - Metro Tax - Preservation | | | | 500,000 | 500,000 | 500,000 | 500,000 | | | 2,000,000 |
| Total | 13,220,000 | 5,039,463 | 8,180,537 | 11,420,000 | 10,475,000 | 10,475,000 | 10,475,000 | | | 56,065,000 |

| EXPENSE | Budget To-Date | Act & Enc | Balance | 2025 Budget | 2026 | 2027 | 2028 | 2029 | Future | Total |
|--------------|-------------------|------------------|------------------|-------------------|-------------------|-------------------|-------------------|------|--------|-------------------|
| Right of Way | | 72,858 | (72,858) | | | | | | | |
| Construction | 13,220,000 | 4,427,378 | 8,792,622 | 11,420,000 | 10,475,000 | 10,475,000 | 10,475,000 | | | 56,065,000 |
| Consulting | | 19,700 | (19,700) | | | | | | | |
| Other Costs | | 2,134 | (2,134) | | | | | | | |
| Total | 13,220,000 | 4,522,070 | 8,697,930 | 11,420,000 | 10,475,000 | 10,475,000 | 10,475,000 | | | 56,065,000 |

| | |
|--|---------------------------------|
| Project Name: 2201000 Safety and Asset Management 2024-2028 | Funding Start: 2024 |
| Major Program: Public Works | Funding Completion: 2028 |
| Department: Transportation Roads & Bridges | |

| Current Year's CIP Process Summary | Budget To-Date | 2025 Budget | 2026 | 2027 | 2028 | 2029 | Future | Total |
|------------------------------------|----------------|-------------|------------|------------|------------|------|--------|------------|
| Department Requested | 13,220,000 | 11,420,000 | 10,475,000 | 10,475,000 | 10,475,000 | | | 56,065,000 |
| Administrator Proposed | 13,220,000 | 11,420,000 | 10,475,000 | 10,475,000 | 10,475,000 | | | 56,065,000 |
| CBTF Recommended | 13,220,000 | 11,420,000 | 10,475,000 | 10,475,000 | 10,475,000 | | | 56,065,000 |
| Board Approved Final | 13,220,000 | 11,420,000 | 10,475,000 | 10,475,000 | 10,475,000 | | | 56,065,000 |

Scheduling Milestones (major phases only):

| Activity | Anticipated Timeframe |
|-------------------|-----------------------|
| Planning | On-Going |
| Design | On-Going |
| Bid Advertisement | On-Going |
| Construction | On-Going |
| Completion | On-Going |

Project's Effect on the Operating Budget:

The impact to Transportation staff or annual operating costs will be evaluated on a case-by-case basis as the scope of each project varies.

Project's Effect on County Priorities:

The intent of this project is to provide funding to cost participate with external agencies for individual projects that align with one or more of the spending goals identified for this project. Transportation Project Delivery considers each of the current county priorities whenever recommending a project to be funded out of this project budget.

Changes from Prior CIP:

- Project budget increased by \$2.0 million from \$54.1 million to \$56.1 million to be financed across Wheelage Tax, County Bond, State Aid Regular, TAA Active Transportation, and TAA Preservation revenues. This project budget request coincides with Action Item 2024-03 that was approved by the county's Transportation Funding Committee on March 12, 2024.

Board Resolutions / Supplemental Information:

Project Budget Notes:

- Appropriated \$2,300,000 in State Aid Regular from CP 2183300 into this Project Budget (CP 2201000). These are unused funds tracked against the Bridge spending goal and intended to provide funding for future bridge preservation projects.
- Appropriated \$300,000 in State Aid Regular from CP 2201000 to CP 2193300 for B Line Additional Scope to be tracked against the Traffic spending goal.

| Last Year's CIP Process Summary | Budget To-Date | 2024 | 2025 | 2026 | 2027 | 2028 | Future | Total |
|---------------------------------|----------------|------------|------------|------------|------------|------------|--------|------------|
| Department Requested | | 11,050,000 | 8,350,000 | 7,950,000 | 7,950,000 | 7,950,000 | | 43,250,000 |
| Administrator Proposed | | 13,220,000 | 10,520,000 | 10,120,000 | 10,120,000 | 10,120,000 | | 54,100,000 |
| CBTF Recommended | | 13,220,000 | 10,520,000 | 10,120,000 | 10,120,000 | 10,120,000 | | 54,100,000 |
| Board Approved Final | | 13,220,000 | 10,520,000 | 10,120,000 | 10,120,000 | 10,120,000 | | 54,100,000 |

Project Name: 2201100 Cost Participation and Partnerships 2024-2028
Major Program: Public Works
Department: Transportation Roads & Bridges

Funding Start: 2024
Funding Completion: 2028

Summary:

Provide funding over a five-year period (from 2024 to 2028) to cost participate with other agencies for engineering, right of way, and construction activities as part of locally initiated capital projects.

Purpose & Description:

This capital project has been established to allow for county cost participation in the scope of projects led by external agencies that include improvements along or across the county's transportation system. One use of this capital project is to provide funding in the Partnership Investment areas illustrated in Table 1. Individual projects associated with Partnership Investments are discussed with the Transportation Funding Committee on a case-by-case basis.

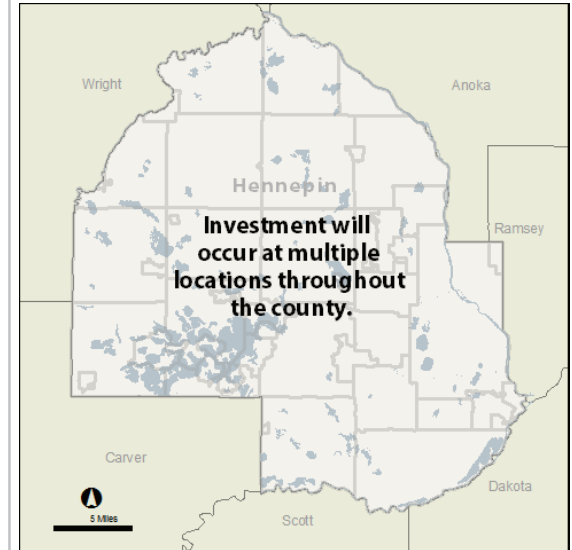
Table 1 | Partnership Investments

| <u>Activity</u> | <u>Spending Goal</u> |
|------------------------------------|----------------------|
| County Aid to Municipalities (CAM) | \$200,000 |
| <u>Jurisdictional Transfer</u> | <u>\$521,000</u> |
| Totals | \$721,000 |

A second use of this capital project is to provide funding for the Cost Participation and Partnerships Request Process as illustrated in Table 2. An evaluation process is conducted by county staff every two years (odd-numbered) on projects submitted by external agencies as part of the county's Cost Participation and Partnerships Request Process.

Table 2 | Cost Participation and Partnerships Request Process

| <u>Activity</u> | <u>Spending Goal</u> |
|---|----------------------|
| Roadside Enhancement Partnership Program (REPP) | \$500,000 |
| <u>Corridor Modernization, Multimodal, and Spot Mobility & Safety</u> | <u>\$3,804,000</u> |
| Totals | \$4,304,000 |



| REVENUE | Budget To-Date | Act & Enc | Balance | 2025 Budget | 2026 | 2027 | 2028 | 2029 | Future | Total |
|------------------|------------------|----------------|------------------|------------------|------------------|------------------|------------------|------|--------|-------------------|
| Property Tax | 800,000 | 800,000 | | 425,000 | 2,000,000 | 2,000,000 | 2,000,000 | | | 7,225,000 |
| Wheelage Tax | | | | | 2,000,000 | 2,000,000 | 2,000,000 | | | 6,000,000 |
| Bonds - GO Roads | 2,950,000 | | 2,950,000 | 3,100,000 | | | | | | 6,050,000 |
| Other - Roads | | | | 1,500,000 | | | | | | 1,500,000 |
| Total | 3,750,000 | 800,000 | 2,950,000 | 5,025,000 | 4,000,000 | 4,000,000 | 4,000,000 | | | 20,775,000 |

| EXPENSE | Budget To-Date | Act & Enc | Balance | 2025 Budget | 2026 | 2027 | 2028 | 2029 | Future | Total |
|--------------|------------------|---------------|------------------|------------------|------------------|------------------|------------------|------|--------|-------------------|
| Construction | 3,750,000 | 39,568 | 3,710,432 | 5,025,000 | 4,000,000 | 4,000,000 | 4,000,000 | | | 20,775,000 |
| Total | 3,750,000 | 39,568 | 3,710,432 | 5,025,000 | 4,000,000 | 4,000,000 | 4,000,000 | | | 20,775,000 |

| | |
|--|---------------------------------|
| Project Name: 2201100 Cost Participation and Partnerships 2024-2028 | Funding Start: 2024 |
| Major Program: Public Works | Funding Completion: 2028 |
| Department: Transportation Roads & Bridges | |

| Current Year's CIP Process Summary | Budget To-Date | 2025 Budget | 2026 | 2027 | 2028 | 2029 | Future | Total |
|------------------------------------|----------------|-------------|-----------|-----------|-----------|------|--------|------------|
| Department Requested | 3,750,000 | 5,025,000 | 4,000,000 | 4,000,000 | 4,000,000 | | | 20,775,000 |
| Administrator Proposed | 3,750,000 | 5,025,000 | 4,000,000 | 4,000,000 | 4,000,000 | | | 20,775,000 |
| CBTF Recommended | 3,750,000 | 5,025,000 | 4,000,000 | 4,000,000 | 4,000,000 | | | 20,775,000 |
| Board Approved Final | 3,750,000 | 5,025,000 | 4,000,000 | 4,000,000 | 4,000,000 | | | 20,775,000 |

| | | | | | | | | | | | | | |
|--|------------------------------|------------------------------|----------|----------|--------|----------|-------------------|----------|--------------|----------|------------|----------|---|
| <p>Scheduling Milestones (major phases only):</p> <table border="0"> <tr> <td><u>Activity</u></td> <td><u>Anticipated Timeframe</u></td> </tr> <tr> <td>Planning</td> <td>On-Going</td> </tr> <tr> <td>Design</td> <td>On-Going</td> </tr> <tr> <td>Bid Advertisement</td> <td>On-Going</td> </tr> <tr> <td>Construction</td> <td>On-Going</td> </tr> <tr> <td>Completion</td> <td>On-Going</td> </tr> </table> | <u>Activity</u> | <u>Anticipated Timeframe</u> | Planning | On-Going | Design | On-Going | Bid Advertisement | On-Going | Construction | On-Going | Completion | On-Going | <p>Board Resolutions / Supplemental Information:</p> <p>Project Budget Notes:</p> <p>Other - Roads Revenue represents a transfer of \$1,500,000 from the Transportation Revenue Suspense Project (HNCTY 0039996) to the Cost Participation and Partnerships Transportation Supplemental Capital Activity (TSCA) 2024-2028 (CP 2201100)</p> <p>More details on the history of investment goals associated with the Cost Participation and Partnerships Request Process include the following:</p> <ul style="list-style-type: none"> ● Corridor Modernization includes former Drainage and Railroad Crossing spending goals. ● Multimodal includes former Pedestrian and Bikeway spending goals. ● Spot Mobility & Safety includes former Intersection Control and Safety spending goals. <p>RESOLUTION 24-0073 (adopted on 03/05/2024) authorized:</p> <ul style="list-style-type: none"> ● Transfer of \$500,000 in Property Tax from CP 2201100 to CP 2168100. ● Amdt to the Project Budget for CP 2168100 with an increase of \$1,765,000 to be financed with \$500,000 in Property Tax, \$1,140,000 from St. Louis Park, and \$125,000 from Minneapolis. |
| <u>Activity</u> | <u>Anticipated Timeframe</u> | | | | | | | | | | | | |
| Planning | On-Going | | | | | | | | | | | | |
| Design | On-Going | | | | | | | | | | | | |
| Bid Advertisement | On-Going | | | | | | | | | | | | |
| Construction | On-Going | | | | | | | | | | | | |
| Completion | On-Going | | | | | | | | | | | | |
| <p>Project's Effect on the Operating Budget:</p> <p>The impact to Transportation staff or annual operating costs will be evaluated on a case-by-case basis as the scope of each project varies.</p> | | | | | | | | | | | | | |
| <p>Project's Effect on County Priorities:</p> <p>The intent of this project is to provide funding to cost participate with external agencies for individual projects that align with one or more of the spending goals identified for this project. Transportation Project Delivery considers each of the current county priorities whenever recommending a project to be funded out of this project budget.</p> | | | | | | | | | | | | | |
| <p>Changes from Prior CIP:</p> <ul style="list-style-type: none"> ● Project budget increased by \$0.5 million from \$20.3 million to \$20.8 million to be financed across Property Tax, Wheelage Tax, and County Bond revenues. This project budget request coincides with Action Item 2023-15 that was approved by the county's Transportation Funding Committee on November 14, 2023. ● As part of the Administrator's Proposed and CBTF Recommended Versions, a transfer of \$1.5 million from the Transportation Revenue Suspense Project (HNCTY 0039996) has been requested in lieu of Property Tax funds. | | | | | | | | | | | | | |

| Last Year's CIP Process Summary | Budget To-Date | 2024 | 2025 | 2026 | 2027 | 2028 | Future | Total |
|---------------------------------|----------------|-----------|-----------|-----------|-----------|-----------|--------|------------|
| Department Requested | | 5,250,000 | 3,700,000 | 4,100,000 | 4,100,000 | 4,100,000 | | 21,250,000 |
| Administrator Proposed | | 4,250,000 | 3,700,000 | 4,100,000 | 4,100,000 | 4,100,000 | | 20,250,000 |
| CBTF Recommended | | 4,250,000 | 3,700,000 | 4,100,000 | 4,100,000 | 4,100,000 | | 20,250,000 |
| Board Approved Final | | 4,250,000 | 3,700,000 | 4,100,000 | 4,100,000 | 4,100,000 | | 20,250,000 |

Project Name: 2201200 Project Delivery 2024-2028
Major Program: Public Works
Department: Transportation Roads & Bridges

Funding Start: 2024
Funding Completion: 2028

Summary:

Provide funding over a five-year period (from 2024 to 2028) for preliminary design, final design, environmental review, construction administration, and right of way acquisition related to capital projects.

Purpose & Description:

One purpose of this capital project is to finance the hiring of consultants to perform activities related to the planning, design, environmental review, and construction administration of capital projects. At times, a project's schedule does not allow adequate time to budget the necessary funding for project delivery activities; however, it's imperative to begin planning and design activities early in the process to understand project impacts and uncertainties. Additionally, some capital projects include complex and/or unique project elements (such as the construction of a new roundabout) that require subject matter experts to perform the work. Furthermore, it is sometimes helpful to hire consultants during times of significant workloads to manage efforts required of county staff.

A second purpose of this capital project is to enable the county to purchase real estate in advance of an upcoming project. Additional right of way is needed for various reasons, including access management, intersection sight distance, and roadway alignments. Real estate prices are generally lower if the property is not purchased at the time of construction, therefore, it's opportunistic to perform acquisition in advance of construction if it's known that additional right-of-way is needed.

The 2025 investment goals for each of the activities include the following:

| <u>Activity</u> | <u>Spending Goal</u> |
|--------------------------------------|----------------------|
| Design & Construction Administration | \$2,585,000 |
| R/W Acquisition | \$100,000 |
| Totals | \$2,685,000 |



| REVENUE | Budget To-Date | Act & Enc | Balance | 2025 Budget | 2026 | 2027 | 2028 | 2029 | Future | Total |
|----------------------------|------------------|----------------|----------------|------------------|------------------|------------------|------------------|------|--------|-------------------|
| Property Tax | 50,000 | 50,000 | | 15,000 | | | | | | 65,000 |
| Wheelage Tax | 503,000 | 377,250 | 125,750 | 2,170,000 | 2,170,000 | 2,170,000 | 2,170,000 | | | 9,183,000 |
| Mn/DOT State Aid - Regular | 500,000 | | 500,000 | 500,000 | 500,000 | 500,000 | 500,000 | | | 2,500,000 |
| Total | 1,053,000 | 427,250 | 625,750 | 2,685,000 | 2,670,000 | 2,670,000 | 2,670,000 | | | 11,748,000 |

| EXPENSE | Budget To-Date | Act & Enc | Balance | 2025 Budget | 2026 | 2027 | 2028 | 2029 | Future | Total |
|--------------|------------------|-----------|------------------|------------------|------------------|------------------|------------------|------|--------|-------------------|
| Right of Way | 50,000 | | 50,000 | 100,000 | 100,000 | 100,000 | 100,000 | | | 450,000 |
| Consulting | 1,003,000 | | 1,003,000 | 2,585,000 | 2,570,000 | 2,570,000 | 2,570,000 | | | 11,298,000 |
| Total | 1,053,000 | | 1,053,000 | 2,685,000 | 2,670,000 | 2,670,000 | 2,670,000 | | | 11,748,000 |

| | |
|---|---------------------------------|
| Project Name: 2201200 Project Delivery 2024-2028 | Funding Start: 2024 |
| Major Program: Public Works | Funding Completion: 2028 |
| Department: Transportation Roads & Bridges | |

| Current Year's CIP Process Summary | Budget To-Date | 2025 Budget | 2026 | 2027 | 2028 | 2029 | Future | Total |
|------------------------------------|----------------|-------------|-----------|-----------|-----------|------|--------|------------|
| Department Requested | 1,053,000 | 2,685,000 | 2,670,000 | 2,670,000 | 2,670,000 | | | 11,748,000 |
| Administrator Proposed | 1,053,000 | 2,685,000 | 2,670,000 | 2,670,000 | 2,670,000 | | | 11,748,000 |
| CBTF Recommended | 1,053,000 | 2,685,000 | 2,670,000 | 2,670,000 | 2,670,000 | | | 11,748,000 |
| Board Approved Final | 1,053,000 | 2,685,000 | 2,670,000 | 2,670,000 | 2,670,000 | | | 11,748,000 |

| | | | | | | | | | | | | | |
|---|------------------------------|------------------------------|----------|----------|--------|----------|-------------------|----------|--------------|----------|------------|----------|---|
| <p>Scheduling Milestones (major phases only):</p> <table border="0"> <tr> <td><u>Activity</u></td> <td><u>Anticipated Timeframe</u></td> </tr> <tr> <td>Planning</td> <td>On-Going</td> </tr> <tr> <td>Design</td> <td>On-Going</td> </tr> <tr> <td>Bid Advertisement</td> <td>On-Going</td> </tr> <tr> <td>Construction</td> <td>On-Going</td> </tr> <tr> <td>Completion</td> <td>On-Going</td> </tr> </table> | <u>Activity</u> | <u>Anticipated Timeframe</u> | Planning | On-Going | Design | On-Going | Bid Advertisement | On-Going | Construction | On-Going | Completion | On-Going | <p>Board Resolutions / Supplemental Information:</p> |
| <u>Activity</u> | <u>Anticipated Timeframe</u> | | | | | | | | | | | | |
| Planning | On-Going | | | | | | | | | | | | |
| Design | On-Going | | | | | | | | | | | | |
| Bid Advertisement | On-Going | | | | | | | | | | | | |
| Construction | On-Going | | | | | | | | | | | | |
| Completion | On-Going | | | | | | | | | | | | |
| <p>Project's Effect on the Operating Budget:</p> <p>Staff does not anticipate that this project will have impacts to Transportation Department staff or annual operating costs as the proposed project solely provides funding for engineering and right of way acquisition activities.</p> | | | | | | | | | | | | | |
| <p>Project's Effect on County Priorities:</p> <p>This project is not directly connected to any current county priorities.</p> | | | | | | | | | | | | | |
| <p>Changes from Prior CIP:</p> <ul style="list-style-type: none"> A Project Budget of \$2.9 million in Program Year 2025 (comprised of \$0.4 million in Property Tax, \$2.0 million in Wheelage Tax, and \$0.5 million in State Aid Regular) was originally recommended by the county's Transportation Funding Committee on March 12, 2024 as part of Action Item 2024-03. The Project Budget in Program Year 2025 has been subsequently revised to \$2.7 million (comprised of \$2.2 million in Wheelage Tax and \$0.5 million in State Aid Regular) to achieve desired revenue targets across the comprehensive CIP. | | | | | | | | | | | | | |

| Last Year's CIP Process Summary | Budget To-Date | 2024 | 2025 | 2026 | 2027 | 2028 | Future | Total |
|---------------------------------|----------------|-----------|-----------|-----------|-----------|-----------|--------|------------|
| Department Requested | | 2,850,000 | 2,850,000 | 2,850,000 | 2,850,000 | 2,850,000 | | 14,250,000 |
| Administrator Proposed | | 2,850,000 | 2,850,000 | 2,850,000 | 2,850,000 | 2,850,000 | | 14,250,000 |
| CBTF Recommended | | 2,850,000 | 2,850,000 | 2,850,000 | 2,850,000 | 2,850,000 | | 14,250,000 |
| Board Approved Final | | 2,850,000 | 2,850,000 | 2,850,000 | 2,850,000 | 2,850,000 | | 14,250,000 |

Project Name: 2241000 Safety and Asset Management 2029-2033
Major Program: Public Works
Department: Transportation Roads & Bridges

Funding Start: 2029
Funding Completion: 2033

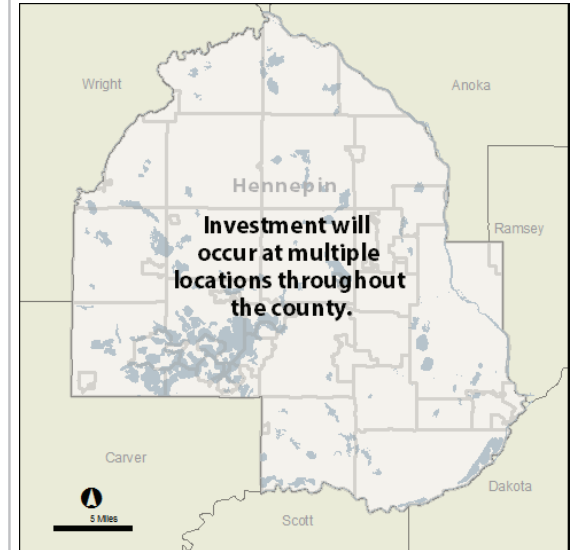
Summary:

Provide funding over a five-year period (from 2029 to 2033) to preserve and/or upgrade roadway and bridge assets to preserve the existing system and improve safety.

Purpose & Description:

This capital project is a placeholder to demonstrate a funding need for the five-year period that begins once Capital Project 2201000 sunsets (with 2028 representing the final year of budget appropriations). It's anticipated that this capital project will advance each of the following activities; noting that investment goals will be identified at a later date. Future project selection will be based on a systemwide data driven approach as guided by the county's ADA Transition Plan, Bridge Inspection Program, Asset Management, and crash system.

| <u>Activity</u> | <u>Spending Goal</u> |
|---|----------------------|
| ADA - upgrade of pedestrian ramps and installation of Accessible Pedestrian Signals (APS) | TBD |
| Bridge - rehabilitation, reconditioning, and preservation of county bridge assets | TBD |
| Drainage - replacement and preservation of county drainage facilities | TBD |
| Retaining Walls - replacement and preservation of county retaining walls | TBD |
| Roadway - pavement preservation of county roadways | TBD |
| Traffic - upgrade and replacement of county traffic signals | TBD |
| Totals | TBD |



| REVENUE | Budget To-Date | Act & Enc | Balance | 2025 Budget | 2026 | 2027 | 2028 | 2029 | Future | Total |
|---------------------------------------|----------------|-----------|---------|-------------|------|------|------|-------------------|-------------------|-------------------|
| Mn/DOT State Aid - Regular | | | | | | | | 3,800,000 | 15,200,000 | 19,000,000 |
| Transfer - Metro Tax - Active Transpo | | | | | | | | 6,175,000 | 24,700,000 | 30,875,000 |
| Transfer - Metro Tax - Preservation | | | | | | | | 500,000 | 2,000,000 | 2,500,000 |
| Total | | | | | | | | 10,475,000 | 41,900,000 | 52,375,000 |
| EXPENSE | Budget To-Date | Act & Enc | Balance | 2025 Budget | 2026 | 2027 | 2028 | 2029 | Future | Total |
| Construction | | | | | | | | 10,475,000 | 41,900,000 | 52,375,000 |
| Total | | | | | | | | 10,475,000 | 41,900,000 | 52,375,000 |

| | |
|--|---------------------------------|
| Project Name: 2241000 Safety and Asset Management 2029-2033 | Funding Start: 2029 |
| Major Program: Public Works | Funding Completion: 2033 |
| Department: Transportation Roads & Bridges | |

| Current Year's CIP Process Summary | Budget To-Date | 2025 Budget | 2026 | 2027 | 2028 | 2029 | Future | Total |
|------------------------------------|----------------|-------------|------|------|------|------------|------------|------------|
| Department Requested | | | | | | 10,475,000 | 41,900,000 | 52,375,000 |
| Administrator Proposed | | | | | | 10,475,000 | 41,900,000 | 52,375,000 |
| CBTF Recommended | | | | | | 10,475,000 | 41,900,000 | 52,375,000 |
| Board Approved Final | | | | | | 10,475,000 | 41,900,000 | 52,375,000 |

Scheduling Milestones (major phases only):

| Activity | Anticipated Timeframe |
|-------------------|-----------------------|
| Planning | TBD |
| Design | TBD |
| Bid Advertisement | TBD |
| Construction | TBD |
| Completion | TBD |

Project's Effect on the Operating Budget:

The impact to Transportation staff or annual operating costs will be evaluated on a case-by-case basis as the scope of each project varies.

Project's Effect on County Priorities:

The intent of this project is to provide funding to cost participate with external agencies for individual projects that align with one or more of the spending goals identified for this project. Transportation Project Delivery considers each of the current county priorities whenever recommending a project to be funded out of this project budget.

Changes from Prior CIP:

- This is a new project request by Transportation Project Delivery for the 2025-2029 Transportation CIP that represents the third generation of the Safety and Asset Management Transportation Supplemental Capital Activity (TSCA) across the 2029 to 2033 timeframe.

Board Resolutions / Supplemental Information:

| Last Year's CIP Process Summary | Budget To-Date | 2024 | 2025 | 2026 | 2027 | 2028 | Future | Total |
|---------------------------------|----------------|------|------|------|------|------|--------|-------|
| Department Requested | | | | | | | | |
| Administrator Proposed | | | | | | | | |
| CBTF Recommended | | | | | | | | |
| Board Approved Final | | | | | | | | |

Project Name: 2241100 Cost Participation and Partnerships 2029-2033
Major Program: Public Works
Department: Transportation Roads & Bridges

Funding Start: 2029
Funding Completion: 2033

Summary:

Provide funding over a five-year period (from 2029 to 2033) to cost participate with other agencies for engineering, right of way, and construction activities as part of locally initiated capital projects.

Purpose & Description:

This capital project is a placeholder to demonstrate a funding need for the five-year period that begins once Capital Project 2201100 sunsets (with 2028 representing the final year of budget appropriations). It's anticipated that this capital project will continue to allow for county cost participation in the scope of projects led by external agencies that include improvements along or across the county's transportation system.

One use of this capital project is to provide funding in the Partnership Investment areas illustrated in Table 1. It's anticipated that investment goal amounts, and individual projects, associated with Partnership Investments will be discussed with the Transportation Funding Committee on a case-by-case basis.

Table 1 | Partnership Investments

| <u>Activity</u> | <u>Spending Goal</u> |
|------------------------------------|----------------------|
| County Aid to Municipalities (CAM) | TBD |
| <u>Jurisdictional Transfer</u> | <u>TBD</u> |
| Totals | TBD |

A second use of this capital project is to provide funding for the Cost Participation and Partnerships Request Process as illustrated in Table 2. It's anticipated that an evaluation process will continue to be conducted by county staff every two years (odd-numbered) on projects submitted by external agencies as part of the county's Cost Participation and Partnerships Request Process. Individual investment goal amounts are anticipated to be discussed and recommended by the Transportation Funding Committee in Fall 2026.

Table 2 | Cost Participation and Partnerships Request Process

| <u>Activity</u> | <u>Spending Goal</u> |
|---|----------------------|
| Roadside Enhancement Partnership Program (REPP) | TBD |
| <u>Corridor Modernization, Multimodal, and Spot Mobility & Safety</u> | <u>TBD</u> |
| Totals | TBD |



| REVENUE | Budget To-Date | Act & Enc | Balance | 2025 Budget | 2026 | 2027 | 2028 | 2029 | Future | Total |
|--------------|----------------|-----------|---------|-------------|------|------|------|------------------|-------------------|-------------------|
| Property Tax | | | | | | | | 2,000,000 | 8,000,000 | 10,000,000 |
| Wheelage Tax | | | | | | | | 2,000,000 | 8,000,000 | 10,000,000 |
| Total | | | | | | | | 4,000,000 | 16,000,000 | 20,000,000 |

| EXPENSE | Budget To-Date | Act & Enc | Balance | 2025 Budget | 2026 | 2027 | 2028 | 2029 | Future | Total |
|--------------|----------------|-----------|---------|-------------|------|------|------|------------------|-------------------|-------------------|
| Construction | | | | | | | | 4,000,000 | 16,000,000 | 20,000,000 |
| Total | | | | | | | | 4,000,000 | 16,000,000 | 20,000,000 |

| | |
|--|---------------------------------|
| Project Name: 2241100 Cost Participation and Partnerships 2029-2033 | Funding Start: 2029 |
| Major Program: Public Works | Funding Completion: 2033 |
| Department: Transportation Roads & Bridges | |

| Current Year's CIP Process Summary | Budget To-Date | 2025 Budget | 2026 | 2027 | 2028 | 2029 | Future | Total |
|------------------------------------|----------------|-------------|------|------|------|-----------|------------|------------|
| Department Requested | | | | | | 4,000,000 | 16,000,000 | 20,000,000 |
| Administrator Proposed | | | | | | 4,000,000 | 16,000,000 | 20,000,000 |
| CBTF Recommended | | | | | | 4,000,000 | 16,000,000 | 20,000,000 |
| Board Approved Final | | | | | | 4,000,000 | 16,000,000 | 20,000,000 |

Scheduling Milestones (major phases only):

| Activity | Anticipated Timeframe |
|-------------------|-----------------------|
| Planning | TBD |
| Design | TBD |
| Bid Advertisement | TBD |
| Construction | TBD |
| Completion | TBD |

Project's Effect on the Operating Budget:

The impact to Transportation staff or annual operating costs will be evaluated on a case-by-case basis as the scope of each project varies.

Project's Effect on County Priorities:

The intent of this project is to provide funding to cost participate with external agencies for individual projects that align with one or more of the spending goals identified for this project. Transportation Project Delivery considers each of the current county priorities whenever recommending a project to be funded out of this project budget.

Changes from Prior CIP:

- This is a new project request by Transportation Project Delivery for the 2025-2029 Transportation CIP that represents the third generation of the Cost Participation and Partnerships Transportation Supplemental Capital Activity (TSCA) across the 2029 to 2033 timeframe.

Board Resolutions / Supplemental Information:

| Last Year's CIP Process Summary | Budget To-Date | 2024 | 2025 | 2026 | 2027 | 2028 | Future | Total |
|---------------------------------|----------------|------|------|------|------|------|--------|-------|
| Department Requested | | | | | | | | |
| Administrator Proposed | | | | | | | | |
| CBTF Recommended | | | | | | | | |
| Board Approved Final | | | | | | | | |

Project Name: 2241200 Project Delivery 2029-2033
Major Program: Public Works
Department: Transportation Roads & Bridges

Funding Start: 2029
Funding Completion: 2033

Summary:

Provide funding over a five-year period (from 2029 to 2033) for preliminary design, final design, environmental review, construction administration, and right of way acquisition related to capital projects.

Purpose & Description:

This capital project is a placeholder to demonstrate a funding need for the five-year period that begins once Capital Project 2201200 sunsets (with 2028 representing the final year of budget appropriations). One purpose of this capital project is to finance the hiring of consultants to perform activities related to the planning, design, environmental review, and construction administration of capital projects. At times, a project's schedule does not allow adequate time to budget the necessary funding for project delivery activities; however, it's imperative to begin planning and design activities early in the process to understand project impacts and uncertainties. Additionally, some capital projects include complex and/or unique project elements (such as a roundabout) that require subject matter experts to perform the work. Furthermore, it is sometimes helpful to hire consultants during times of significant workloads to manage efforts required of county staff.

A second purpose of this capital project is to enable the county to purchase real estate in advance of an upcoming project. Additional right of way is needed for various reasons, including access management, intersection sight distance, and roadway alignments. Real estate prices are generally lower if the property is not purchased at the time of construction, therefore, it's opportunistic to perform acquisition in advance of construction if it's known that additional right-of-way is needed.

Individual investment goal amounts will be recommended by the Transportation Funding Committee at a later date.

| <u>Activity</u> | <u>Spending Goal</u> |
|--------------------------------------|----------------------|
| Design & Construction Administration | TBD |
| <u>R/W Acquisition</u> | <u>TBD</u> |
| Totals | TBD |



| REVENUE | Budget To-Date | Act & Enc | Balance | 2025 Budget | 2026 | 2027 | 2028 | 2029 | Future | Total |
|----------------------------|----------------|-----------|---------|-------------|------|------|------|------------------|-------------------|-------------------|
| Wheelage Tax | | | | | | | | 2,170,000 | 8,680,000 | 10,850,000 |
| Mn/DOT State Aid - Regular | | | | | | | | 500,000 | 2,000,000 | 2,500,000 |
| Total | | | | | | | | 2,670,000 | 10,680,000 | 13,350,000 |

| EXPENSE | Budget To-Date | Act & Enc | Balance | 2025 Budget | 2026 | 2027 | 2028 | 2029 | Future | Total |
|--------------|----------------|-----------|---------|-------------|------|------|------|------------------|-------------------|-------------------|
| Right of Way | | | | | | | | 100,000 | 400,000 | 500,000 |
| Consulting | | | | | | | | 2,570,000 | 10,280,000 | 12,850,000 |
| Total | | | | | | | | 2,670,000 | 10,680,000 | 13,350,000 |

| | |
|---|---------------------------------|
| Project Name: 2241200 Project Delivery 2029-2033 | Funding Start: 2029 |
| Major Program: Public Works | Funding Completion: 2033 |
| Department: Transportation Roads & Bridges | |

| Current Year's CIP Process Summary | Budget To-Date | 2025 Budget | 2026 | 2027 | 2028 | 2029 | Future | Total |
|------------------------------------|----------------|-------------|------|------|------|-----------|------------|------------|
| Department Requested | | | | | | 2,670,000 | 10,680,000 | 13,350,000 |
| Administrator Proposed | | | | | | 2,670,000 | 10,680,000 | 13,350,000 |
| CBTF Recommended | | | | | | 2,670,000 | 10,680,000 | 13,350,000 |
| Board Approved Final | | | | | | 2,670,000 | 10,680,000 | 13,350,000 |

| | | | | | | | | | | | | | |
|---|------------------------------|------------------------------|----------|-----|--------|-----|-------------------|-----|--------------|-----|------------|-----|---|
| <p>Scheduling Milestones (major phases only):</p> <table border="0"> <tr> <td><u>Activity</u></td> <td><u>Anticipated Timeframe</u></td> </tr> <tr> <td>Planning</td> <td>TBD</td> </tr> <tr> <td>Design</td> <td>TBD</td> </tr> <tr> <td>Bid Advertisement</td> <td>TBD</td> </tr> <tr> <td>Construction</td> <td>TBD</td> </tr> <tr> <td>Completion</td> <td>TBD</td> </tr> </table> | <u>Activity</u> | <u>Anticipated Timeframe</u> | Planning | TBD | Design | TBD | Bid Advertisement | TBD | Construction | TBD | Completion | TBD | <p>Board Resolutions / Supplemental Information:</p> |
| <u>Activity</u> | <u>Anticipated Timeframe</u> | | | | | | | | | | | | |
| Planning | TBD | | | | | | | | | | | | |
| Design | TBD | | | | | | | | | | | | |
| Bid Advertisement | TBD | | | | | | | | | | | | |
| Construction | TBD | | | | | | | | | | | | |
| Completion | TBD | | | | | | | | | | | | |
| <p>Project's Effect on the Operating Budget:</p> <p>Staff does not anticipate that this project will have impacts to Transportation Department staff or annual operating costs as the proposed project solely provides funding for engineering and right of way acquisition activities.</p> | | | | | | | | | | | | | |
| <p>Project's Effect on County Priorities:</p> <p>This project is not directly connected to any current county priorities.</p> | | | | | | | | | | | | | |
| <p>Changes from Prior CIP:</p> <ul style="list-style-type: none"> This is a new project request by Transportation Project Delivery for the 2025-2029 Transportation CIP that represents the third generation of the Project Delivery Transportation Supplemental Capital Activity (TSCA) across the 2029 to 2033 timeframe. | | | | | | | | | | | | | |

| Last Year's CIP Process Summary | Budget To-Date | 2024 | 2025 | 2026 | 2027 | 2028 | Future | Total |
|---------------------------------|----------------|------|------|------|------|------|--------|-------|
| Department Requested | | | | | | | | |
| Administrator Proposed | | | | | | | | |
| CBTF Recommended | | | | | | | | |
| Board Approved Final | | | | | | | | |

Project Name: 1010115 Public Works Facility Garage Expansion
Major Program: Public Works
Department: Transportation Facilities

Funding Start: 2025
Funding Completion: 2026

Summary:

This project will expand and remodel the garage level at the Medina Public Works Facility for additional warm vehicle indoor storage, cold storage for equipment, materials and operations supporting multiple county departments including Transportation Operations, Transportation Project Delivery, Emergency Management, Environment and Energy, Fleet Services and Facility Services, as well as provide for an expanded, or new, modernized, adequately sized Fleet Services Maintenance Shop.

Purpose & Description:

The Medina Public Works Facility, located at 1600 Prairie Drive in Medina, was constructed in 1998 and contains approximately 218,000 Gross SF (GSF) on 3 levels. Since the building was designed over 25 years ago, the storage needs, and number of vehicles serviced have increased. The county's fleet vehicle count has grown significantly over the last 25 years that require additional indoor parking to protect expensive and larger vehicles that currently must park in the back lot and be exposed to seasonal weather extremes.

This project will address the current and future needs for all building occupants. Including expansion to the maintenance shop, heated and cold vehicle storage and Emergency Management equipment storage. The existing cold storage space will be converted to warm vehicle storage and provide minor modifications within the Bridge work area, Construction lab, and Planning office in the warehouse. Additionally, the introduction of electric vehicle (EV) and other alternative fuel vehicle technology have impacted the operational efficiencies of space for the Fleet Services Maintenance Shop. A detailed Fleet Maintenance operational study was completed in 2024 by Matrix Consulting Group / Wold Architects and Engineers. The study identified significant space deficiencies to support maintenance on the increased county fleet total, as well as environments that do not support servicing modern alternative fueled vehicles or larger vehicles used for county roadway maintenance operations. Safety for vehicle maintenance employees was an identified measure to improve upon. A Pre-Design study will be conducted in 2024 to identify the Fleet study's recommendations for future improvements. The results of this study will provide guidance as to the recommended option to move forward with vehicle storage expansion, along with Fleet Service's vehicle maintenance shop needs. Results from a 2024 space study for Emergency Management's operations and storage needs will also be incorporated into the recommendations.

Current options that are being examined include various amounts of expansion to the south-end of the garage level to provide the needed space. Other options being considered include creating a separate facility on the opposite site of the yard specifically for Fleet Services operations.



| REVENUE | Budget To-Date | Act & Enc | Balance | 2025 Budget | 2026 | 2027 | 2028 | 2029 | Future | Total |
|--------------|----------------|-----------|---------|----------------|-------------------|------|------|------|--------|-------------------|
| Bonds - GO | | | | 750,000 | 25,115,000 | | | | | 25,865,000 |
| Total | | | | 750,000 | 25,115,000 | | | | | 25,865,000 |
| EXPENSE | Budget To-Date | Act & Enc | Balance | 2025 Budget | 2026 | 2027 | 2028 | 2029 | Future | Total |
| Consulting | | | | 750,000 | | | | | | 750,000 |
| Contingency | | | | | 25,115,000 | | | | | 25,115,000 |
| Total | | | | 750,000 | 25,115,000 | | | | | 25,865,000 |

| | |
|---|---------------------------------|
| Project Name: 1010115 Public Works Facility Garage Expansion | Funding Start: 2025 |
| Major Program: Public Works | Funding Completion: 2026 |
| Department: Transportation Facilities | |

| Current Year's CIP Process Summary | Budget To-Date | 2025 Budget | 2026 | 2027 | 2028 | 2029 | Future | Total |
|------------------------------------|----------------|-------------|------------|------|------|------|--------|------------|
| Department Requested | | 2,420,000 | 23,445,000 | | | | | 25,865,000 |
| Administrator Proposed | | 750,000 | 25,115,000 | | | | | 25,865,000 |
| CBTF Recommended | | 750,000 | 25,115,000 | | | | | 25,865,000 |
| Board Approved Final | | 750,000 | 25,115,000 | | | | | 25,865,000 |

Scheduling Milestones (major phases only):
 A Pre-Design study will be conducted in 2024 to identify the Fleet study's recommendations for future improvements. The results of this study will provide guidance as to the recommended option to move forward on the vehicle storage expansion, along with Fleet Service's vehicle maintenance shop needs.

Project's Effect on the Operating Budget:
 Additional heated square footage will require more energy to heat and maintain the space.

Project's Effect on County Priorities:
Climate Actions: Sustainable design elements to be incorporated to align with County's Climate Action Plan.
Disparity Reduction: Small business hiring goals for consultants and contractors to align with County's priority to reduce disparities.

Changes from Prior CIP:
 There are no budget changes at this time, however, the scope is under significant refinement. The budget is being held to 2024 budgeted amount until the full scope is known. Additional changes and updates are anticipated for the 2026-2030 CIP.

Board Resolutions / Supplemental Information:
 The Medina Public Works Facility, is located on a site that is approximately 146 acres and includes small vehicle and truck parking, a gas station, a salt storage shelter, a hazardous waste garage, emergency management storage tent and containers as well as miscellaneous Transportation Operations outdoor storage.
 The facility is comprised of 3 levels. The main level includes most of the office space in the building, the mezzanine level provides storage and mechanical space, and the expansive Garage level contains two functional areas. The north end houses several Transportation Operations Department teams such as the Signal Shop, Sign Shop, Traffic Management Center, parts warehouse, and Transportation Operations offices and workspace. The south end houses garage storage areas that include Fleet Services Maintenance Shop, warm vehicle storage for multiple departments, Transportation Project Delivery operations space, two truck bay wash lanes and a cold storage area used by Transportation Operations, Transportation Project Delivery, Energy & Environment and Emergency Management departments.
Note: This project will be coordinated with the Public Works Medina Facility Preservation (#1009349) capital project.

| Last Year's CIP Process Summary | Budget To-Date | 2024 | 2025 | 2026 | 2027 | 2028 | Future | Total |
|---------------------------------|----------------|-----------|------------|------------|------|------|--------|------------|
| Department Requested | | 2,335,000 | 22,590,000 | | | | | 24,925,000 |
| Administrator Proposed | | | 2,420,000 | 23,445,000 | | | | 25,865,000 |
| CBTF Recommended | | | 2,420,000 | 23,445,000 | | | | 25,865,000 |
| Board Approved Final | | | 2,420,000 | 23,445,000 | | | | 25,865,000 |

Project Name: 1005876 METRO Green Line Extension Light Rail Transit
Major Program: Public Works
Department: Transit & Mobility

Funding Start: 2018
Funding Completion: 2025

Summary:

The Southwest Light Rail Transit (LRT) project (METRO Green Line Extension) will operate from downtown Minneapolis through the communities of St. Louis Park, Hopkins, Minnetonka, and Eden Prairie, passing in close proximity to Edina. It will be part of an integrated system of transitways, including connections to the METRO Blue Line, the Northstar Commuter Rail line, bus routes and proposed future transitways.

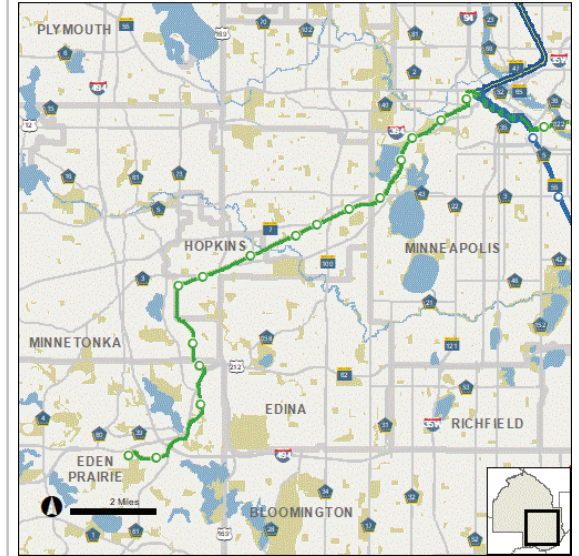
Purpose & Description:

This light rail extension will add system capacity in an area of high travel demand, due to existing and planned residential and employment growth. The competitive travel time is attributed to the diagonal nature of the line compared to the northsouth/east-west orientation of the roadway network.

NOTE: The project budget only shows the county's share of project costs. "Fund Transfer - HC Transpo Sales Tax" reflects contributions from the county's 0.5% Transportation Sales and Use Tax. "Bonds - GO Sales Tax" is general obligation bonded indebtedness funded with the county's Transportation Sales and Use Tax collections.

The total project budget is \$2.495 billion. Additional contributions are committed from:

- \$1.130 billion Federal sources
- 219 million Counties Transit Improvement Board
- 200 million Hennepin County Regional Railroad Authority
- 30 million State sources
- 24 million Other sources
- \$1.603 billion Subtotal non-Hennepin County sales tax sources



| REVENUE | Budget To-Date | Act & Enc | Balance | 2025 Budget | 2026 | 2027 | 2028 | 2029 | Future | Total |
|---------------------------------|--------------------|--------------------|--------------------|-------------------|------|------|------|------|--------|----------------------|
| Bonds - GO | | 0 | 0 | | | | | | | |
| Bonds - G.O. Sales Tax | 450,000,000 | 449,776,753 | 223,247 | | | | | | | 450,000,000 |
| Transfer | | 0 | 0 | | | | | | | |
| Transfer - HC Transpo Sales Tax | 542,892,368 | 386,577,486 | 156,314,882 | 90,047,888 | | | | | | 632,940,256 |
| Total | 992,892,368 | 836,354,239 | 156,538,129 | 90,047,888 | | | | | | 1,082,940,256 |
| EXPENSE | Budget To-Date | Act & Enc | Balance | 2025 Budget | 2026 | 2027 | 2028 | 2029 | Future | Total |
| Land | 55,000,000 | 56,203,462 | (1,203,462) | | | | | | | 55,000,000 |
| Construction | 877,892,368 | 729,348,815 | 148,543,553 | 90,047,888 | | | | | | 967,940,256 |
| Other Costs | 60,000,000 | 50,801,961 | 9,198,039 | | | | | | | 60,000,000 |
| Total | 992,892,368 | 836,354,239 | 156,538,129 | 90,047,888 | | | | | | 1,082,940,256 |

| | |
|--|---------------------------------|
| Project Name: 1005876 METRO Green Line Extension Light Rail Transit | Funding Start: 2018 |
| Major Program: Public Works | Funding Completion: 2025 |
| Department: Transit & Mobility | |

| Current Year's CIP Process Summary | Budget To-Date | 2025 Budget | 2026 | 2027 | 2028 | 2029 | Future | Total |
|------------------------------------|----------------|-------------|------|------|------|------|--------|---------------|
| Department Requested | 992,892,368 | | | | | | | 992,892,368 |
| Administrator Proposed | 992,892,368 | | | | | | | 992,892,368 |
| CBTF Recommended | 992,892,368 | | | | | | | 992,892,368 |
| Board Approved Final | 992,892,368 | 90,047,888 | | | | | | 1,082,940,256 |

Scheduling Milestones (major phases only):

Project Development: 2011 - 2016

Engineering: 2016 - 2020

Construction: Started in 2018

Project opening date subject to change; est. 2027.

Project's Effect on the Operating Budget:

2023 legislation requires the Metropolitan Council to pay for future light rail operating costs.

Project's Effect on County Priorities:

Changes from Prior CIP:

The County's contribution to the project is now fully funded.

- Board Resolutions / Supplemental Information:**
- September 2011: The Federal Transit Administration approves the project to begin the Preliminary Engineering phase of work. The project transitions from Hennepin County to the Metropolitan Council.
 - 2016: The Federal Transit Administration issues its Record of Decision and approves the project to enter the Engineering phase of work.
 - June 2017: Hennepin County Board Resolution 17-0207 authorized a number of actions, including: 1) imposition of a new transportation sales and use tax at a rate of one-half percent and an excise tax of \$20 per motor vehicle effective October 1, 2017; and 2) approval of the Sales and Use Transportation Tax Implementation Plan. The Plan identifies the Green Line Extension project as being eligible for capital and operating funding from the County's new Transportation Tax.
 - May 2018: The Metropolitan Council approved a new project budget of \$2.003 billion. Hennepin County Board Resolution 18-0222 approved a total county funding share of \$592,953,000; subject to certain conditions.
 - November 2018: The Federal Transit Administration issues the first Letter of No Prejudice to the Metropolitan Council, which permits construction expenditures prior to the execution of the federal grant. The Metropolitan Council awards the civil construction contract to Lunda/C.S. McCrossan Joint Venture.
 - August 2019: The Federal Transit Administration issues the second Letter of No Prejudice. The Metropolitan Council also submits an application for \$928.9 million of federal funding through the Federal Transit Administration's Capital Improvement Grant program.
 - 2020: The Federal Transit Administration issues the third and fourth Letter of No Prejudice from the Federal Transit Administration. The Federal Transit Administration also awards a Full Funding Grant Agreement for \$928.9 million.
 - August 2021: Hennepin County Board Resolution 21-0297 approved a capital budget amendment to increase county funding for the project by \$200.3 million.
 - September 2021: The Federal Transit Administration awarded a \$30.5 million American Rescue Plan grant to the project, increasing the total federal contribution to \$959.4 million.
 - December 2022: Resolution 22-0538 increases county funding by \$100.0 million as part of 2023 capital budget. In 2022, the Metropolitan Council committed \$161 of additional federal funds to the project, bringing the the total federal contribution to \$1.13 billion.
 - December 2024: Resolution 24-0514 increases county funding by \$90,047,888 million as part of 2025 capital budget.

| Last Year's CIP Process Summary | Budget To-Date | 2024 | 2025 | 2026 | 2027 | 2028 | Future | Total |
|---------------------------------|----------------|------|------|------|------|------|--------|-------------|
| Department Requested | 892,892,368 | | | | | | | 892,892,368 |
| Administrator Proposed | 892,892,368 | | | | | | | 892,892,368 |
| CBTF Recommended | 892,892,368 | | | | | | | 892,892,368 |
| Board Approved Final | 892,892,368 | | | | | | | 892,892,368 |

Project Name: 1005877 METRO Blue Line Extension Light Rail Transit
Major Program: Public Works
Department: Transit & Mobility

Funding Start: 2018
Funding Completion: 2027

Summary:

The METRO Blue Line Extension project is a proposed 13-mile extension of the existing METRO Blue Line from downtown Minneapolis connecting the communities of North Minneapolis, Robbinsdale, Crystal, and Brooklyn Park to provide the northwest Twin Cities metro with reliable and frequent transit service. This light rail transit project will link to local and express bus routes and will seamlessly connect to the regional light rail transit system at Target Field Station in downtown Minneapolis.

Purpose & Description:

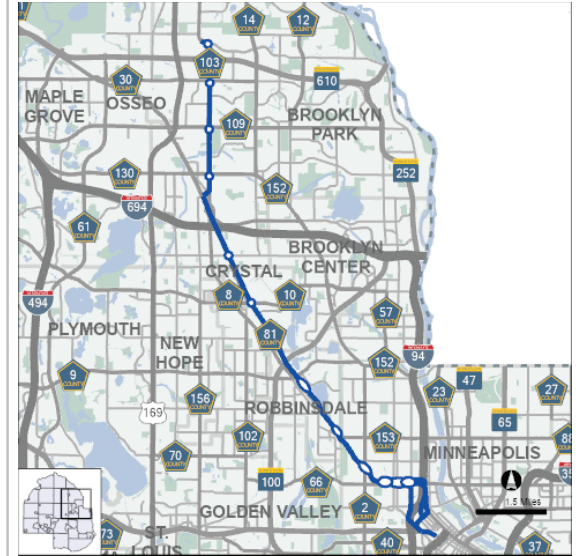
The METRO Blue Line Extension project is needed to connect people to new opportunities and destinations; link people more efficiently to educational and employment opportunities; reduce transit commute times; increase access to goods and services in an area where building community wealth is a priority; improve public health and reduce pollution; and make a generational and unprecedented transit investment in a corridor that has experienced a history of systemic racism and high percentage of zero-car households.

NOTE: The project budget only shows the county's share of project costs. "Fund Transfer - HC Transpo Sales Tax" reflects contributions from the county's 0.5% Transportation Sales and Use Tax. "Bonds - GO Sales Tax" is general obligation bonded indebtedness funded with the county's Transportation Sales and Use Tax collections.

The total estimated project cost is between \$2.9 billion and \$3.2 billion, which includes contingency of 35% to 45%. Contributions are anticipated from:

- \$752.7 million Federal sources
- 85.6 million Counties Transit Improvement Board
- 530.1 million Hennepin County
- 149.6 million Hennepin County Regional Railroad Authority (includes \$5.1 million prior non-capital contribution)
- 17.4 million Other sources
- 1,664.6 million Funders to be determined
- 3,200.0 million Total

Current projections show a base cost for constructing the line at \$2.2 billion. To account for potential costs associated with unknown risks and conditions at this early design phase, the federal government also requires projects to add contingency costs between 35% and 45%, leading to a preliminary total cost range between \$2.9 billion and \$3.2 billion. These preliminary ranges are consistent with national trends in inflation and rising construction costs since the pandemic. The Blue Line Extension remains on the lower end of comparable projects around the country in terms of relative cost.



| REVENUE | Budget To-Date | Act & Enc | Balance | 2025 Budget | 2026 | 2027 | 2028 | 2029 | Future | Total |
|---------------------------------|--------------------|-------------------|--------------------|--------------------|--------------------|-------------------|------|------|--------|--------------------|
| Bonds - G.O. Sales Tax | 63,000,000 | | 63,000,000 | | 60,000,000 | | | | | 123,000,000 |
| Transfer - HC Transpo Sales Tax | 113,000,000 | 52,786,451 | 60,213,549 | 100,000,000 | 140,000,000 | 54,100,000 | | | | 407,100,000 |
| Total | 176,000,000 | 52,786,451 | 123,213,549 | 100,000,000 | 200,000,000 | 54,100,000 | | | | 530,100,000 |
| EXPENSE | Budget To-Date | Act & Enc | Balance | 2025 Budget | 2026 | 2027 | 2028 | 2029 | Future | Total |
| Construction | 176,000,000 | 56,562,451 | 119,437,549 | 100,000,000 | 200,000,000 | 54,100,000 | | | | 530,100,000 |
| Total | 176,000,000 | 56,562,451 | 119,437,549 | 100,000,000 | 200,000,000 | 54,100,000 | | | | 530,100,000 |

| | |
|---|---------------------------------|
| Project Name: 1005877 METRO Blue Line Extension Light Rail Transit | Funding Start: 2018 |
| Major Program: Public Works | Funding Completion: 2027 |
| Department: Transit & Mobility | |

| Current Year's CIP Process Summary | Budget To-Date | 2025 Budget | 2026 | 2027 | 2028 | 2029 | Future | Total |
|------------------------------------|----------------|-------------|-------------|------------|------|------|--------|-------------|
| Department Requested | 176,000,000 | 100,000,000 | 200,000,000 | 54,100,000 | | | | 530,100,000 |
| Administrator Proposed | 176,000,000 | 100,000,000 | 200,000,000 | 54,100,000 | | | | 530,100,000 |
| CBTF Recommended | 176,000,000 | 100,000,000 | 200,000,000 | 54,100,000 | | | | 530,100,000 |
| Board Approved Final | 176,000,000 | 100,000,000 | 200,000,000 | 54,100,000 | | | | 530,100,000 |

Scheduling Milestones (major phases only):
 Project Development: 2014 - 2016
 Engineering: 2017 - Present
 Construction: 2027-2030

Board Resolutions / Supplemental Information:

- August 2014: The Federal Transit Administration approves the project to begin the Project Development phase of work. The project transitions from Hennepin County to the Metropolitan Council.
- March 2016: In the municipal consent process, a requirement under state law, Hennepin County and cities along the route review and approve preliminary design plans for the project.
- July 2016: The Federal Transit Administration issues its Record of Decision.
- January 2017: The Federal Transit Administration approves the project to enter the Engineering phase of work.
- June 2017: Hennepin County Board Resolution 17-0207 authorized a number of actions, including: 1) imposition of a new transportation sales and use tax at a rate of one-half percent and an excise tax of \$20 per motor vehicle effective October 1, 2017; and 2) approval of the Sales and Use Transportation Tax Implementation Plan. The Plan identifies the Green Line Extension project as being eligible for capital and operating funding from the new tax.
- 2017: The Bassett Creek stormwater tunnel under Olson Memorial Highway is relocated to accommodate the future Van White Boulevard Station.
- August 2020: Hennepin County and the Metropolitan Council begin engaging project partners and community stakeholders about possible LRT route options for the project without using the approximately 8 miles of freight railroad property, as initially planned.
- April 2022: Hennepin County and the Metropolitan Council release a route recommendation for public comment. Future steps include approval of the route recommendation by Hennepin County and the Metropolitan Council, further environmental review, and advanced engineering.
- May 2023: Minnesota State Legislature appropriated \$50 million to Hennepin County for Blue Line Extension. \$10 million will be available in fiscal year 2024 for planning and engineering, and the remaining \$40 million will be available upon award of Full Funding Grant Agreement from the Federal Transit Administration. Hennepin County highlighted the University of Minnesota's Center for Urban and Regional Affairs Blue Line Extension Anti-Displacement Recommendations Report that centered community voices to provide outcomes and potential policies to achieve those outcomes. The Hennepin County Disparity Reduction line of business will join in alongside the project to assist with delivery of programs that will benefit existing corridor residents and businesses.
- March 2024: Current projections show a preliminary total cost range between \$2.9 and \$3.2 billion.

Project's Effect on the Operating Budget:
 2023 Legislation requires that Metro Transit be responsible for operations and maintenance costs. There will be no effect on the county's operating budget.

Project's Effect on County Priorities:
 The project will bring significant investments and development opportunities to communities along the line. Project partners are working with community to create a plan for the light rail line that implements strategies and policies that prevent displacement and support existing corridor community members before, during and after construction.
 This project will connect people to places with a reliable and frequent transportation option. Light rail transit is a climate friendly electric powered transportation choice that has the potential to reduce vehicle miles traveled by driving vehicles less and riding transit more.
 The project will require a broad workforce. Planning is underway to connect corridor community members to training programs and employers to build experience now, providing advanced opportunities regarding this and future projects.

Changes from Prior CIP:
 For the 2025-2029 CIP request, the total project county budget has not changed, however, the timing of funding has been adjusted to reflect updated project needs and schedule.

| Last Year's CIP Process Summary | Budget To-Date | 2024 | 2025 | 2026 | 2027 | 2028 | Future | Total |
|---------------------------------|----------------|------------|-------------|-------------|------------|-----------|--------|-------------|
| Department Requested | 126,000,000 | 50,000,000 | 100,000,000 | 150,000,000 | 97,100,000 | 7,000,000 | | 530,100,000 |
| Administrator Proposed | 126,000,000 | 50,000,000 | 100,000,000 | 150,000,000 | 97,100,000 | 7,000,000 | | 530,100,000 |
| CBTF Recommended | 126,000,000 | 50,000,000 | 100,000,000 | 150,000,000 | 97,100,000 | 7,000,000 | | 530,100,000 |
| Board Approved Final | 126,000,000 | 50,000,000 | 100,000,000 | 150,000,000 | 97,100,000 | 7,000,000 | | 530,100,000 |

Project Name: 1010846 Reuse and Recycling Recovery Facility
Major Program: Public Works
Department: Environment & Energy

Funding Start: 2024
Funding Completion: 2028

Summary:

This project will fund the development of a new Reuse & Recycling Recovery Facility. This facility will recover reusables, recyclables, and organics from the trash prior to disposal. These types of facilities when paired with existing recycling programs has great potential to increase recycling rates.


Purpose & Description:

The county recently completed a comprehensive plan to reinvent the solid waste system and accelerate the closure of the Hennepin Energy Recovery Center. The plan outlines the approach to aggressively pursue zero-waste policies, programming, and infrastructure and advocate for policy changes at the state level to move toward zero waste and make meaningful progress toward reducing climate emissions. Reuse and recycling recovery facilities have the highest diversion potential of all the actions identified in the county's Zero Waste Plan - reducing up to 150,000 tons of trash disposed a year.

In spring of 2024, the County Board amended the 2024 Capital Budget to include \$5 million for the first Recycling Recovery Facility. The current plan is to locate the new Reuse & Recycling Recovery Facility in a central location near the Brooklyn Park transfer station which would provide efficiencies and reduce emissions from transporting waste. The adjacent county site set aside for the anaerobic digestion facility would be repurposed for a recycling recovery facility and other zero-waste infrastructure. The equipment needed to remove recyclables and organics from the trash is highly specialized and is continuing to evolve with the advancement of artificial intelligence. The special nature and the size of the equipment equates into equipment costs totaling nearly 40% of the total project costs.

This location will create the opportunity to make this area into a zero-waste innovation hub that could include:

- Pre-processing to de-package food products that would create a recycling opportunity for the enormous amounts of expired and off-spec food products that get trashed.
- A salvage and reuse center for building materials and bulky item drop-off facility for residents. It could also provide more options for reusing and recycling new types of bulky items, such as furniture.



| REVENUE | Budget To-Date | Act & Enc | Balance | 2025 Budget | 2026 | 2027 | 2028 | 2029 | Future | Total |
|-----------------------|------------------|----------------|------------------|-------------------|-------------------|-------------------|-------------------|------|--------|--------------------|
| Bonds - GO Enterprise | | | | 14,165,000 | 16,265,000 | 95,000,000 | 21,570,000 | | | 147,000,000 |
| State - Other | | | | 26,000,000 | | | | | | 26,000,000 |
| Enterprise Income | 5,000,000 | | 5,000,000 | | | | | | | 5,000,000 |
| Total | 5,000,000 | | 5,000,000 | 40,165,000 | 16,265,000 | 95,000,000 | 21,570,000 | | | 178,000,000 |
| EXPENSE | Budget To-Date | Act & Enc | Balance | 2025 Budget | 2026 | 2027 | 2028 | 2029 | Future | Total |
| Land | | | | 10,000,000 | | | | | | 10,000,000 |
| Construction | | | | | | 77,250,000 | | | | 77,250,000 |
| Consulting | 5,000,000 | 126,529 | 4,873,471 | 3,205,000 | 2,240,000 | 640,000 | 320,000 | | | 11,405,000 |
| Equipment | | | | 26,000,000 | 12,325,000 | 10,910,000 | 12,380,000 | | | 61,615,000 |
| Furnishings | | | | | | 255,000 | 380,000 | | | 635,000 |
| Other Costs | | | | 110,000 | | | | | | 110,000 |
| Contingency | | | | 850,000 | 1,700,000 | 5,945,000 | 8,490,000 | | | 16,985,000 |
| Total | 5,000,000 | 126,529 | 4,873,471 | 40,165,000 | 16,265,000 | 95,000,000 | 21,570,000 | | | 178,000,000 |

| | |
|--|---------------------------------|
| Project Name: 1010846 Reuse and Recycling Recovery Facility | Funding Start: 2024 |
| Major Program: Public Works | Funding Completion: 2028 |
| Department: Environment & Energy | |

| Current Year's CIP Process Summary | Budget To-Date | 2025 Budget | 2026 | 2027 | 2028 | 2029 | Future | Total |
|------------------------------------|----------------|-------------|------------|------------|------------|------|--------|-------------|
| Department Requested | 5,000,000 | 40,165,000 | 16,265,000 | 95,000,000 | 21,570,000 | | | 178,000,000 |
| Administrator Proposed | 5,000,000 | 40,165,000 | 16,265,000 | 95,000,000 | 21,570,000 | | | 178,000,000 |
| CBTF Recommended | 5,000,000 | 40,165,000 | 16,265,000 | 95,000,000 | 21,570,000 | | | 178,000,000 |
| Board Approved Final | 5,000,000 | 40,165,000 | 16,265,000 | 95,000,000 | 21,570,000 | | | 178,000,000 |

Scheduling Milestones (major phases only):

The Hennepin County Sheriff's Office Enforcement Services Division Headquarters currently sits on the site of the proposed Reuse & Recycling Recovery Facility. In spring of 2025, the Sheriff's Office will relocate to its new Public Safety Services Division Headquarters located at the Adult Correctional Facility Campus in Plymouth, MN.

Scoping: 2024
 Permitting*: 2024-2025
 Design: 2025
 Construction: 2027
 Completion: 2029

* Prior to beginning construction this project will need to acquire several environmental permits from the Minnesota Pollution Control Agency. These permits are likely to include a solid waste permit, water permit and perhaps an air permit. Additional permits and approvals will be needed from the City of Brooklyn Park. It is anticipated that the permitting process could take between 18-24 months to complete.

Board Resolutions / Supplemental Information:

MN State Bonding Update:
 The 2024 Minnesota state bonding bill allocated \$26 million for Hennepin County's proposed Anaerobic Digestion Facility. The county intends to have these funds reallocated to this project pending State legislative approval. Although this change has not occurred, the revenue budgeted in the 2025 element is anticipating this reallocation may occur.

RESOLUTION 24-0120 (March 19, 2024): BE IT RESOLVED, that capital project (CP) 1010846 Reuse and Recycling Recovery Facility be identified in the 2024 Capital Budget with an appropriation of \$5,000,000 funded by a transfer from the Solid Waste Fund balance for costs associated with the predevelopment of a reuse and recycling recovery facility; that the administrator is directed to estimate additional project costs including facility construction for consideration as part of the 2025 Capital Budget and 2025-2029 Capital Improvement Program process; and that the Controller be authorized to transfer and disburse funds as directed.

Project's Effect on the Operating Budget:

This will be determined during the design phase of the project.

Project's Effect on County Priorities:

Climate Action: This project is consistent with the goals of the county's climate action plan. Specifically, this project would divert organic materials from landfills and thereby reduce the generation of methane, which is a potent Greenhouse Gas.

Changes from Prior CIP:

This is a new request. This project will fund the development of a new Reuse & Recycling Recovery Facility.

| Last Year's CIP Process Summary | Budget To-Date | 2024 | 2025 | 2026 | 2027 | 2028 | Future | Total |
|---------------------------------|----------------|------|------|------|------|------|--------|-------|
| Department Requested | | | | | | | | |
| Administrator Proposed | | | | | | | | |
| CBTF Recommended | | | | | | | | |
| Board Approved Final | | | | | | | | |

Project Name: 1006390 HERC Facility Preservation & Improvement 2021-2025
Major Program: Public Works
Department: Environment & Energy

Funding Start: 2021
Funding Completion: 2025

Summary:

This project will provide the necessary maintenance, repairs, and improvements to maintain efficient operations at the Hennepin Energy Recovery Center (HERC), which is located at 505 6th Avenue North in Minneapolis.

Purpose & Description:

The county is required to comply with state law MN 473.848 to process waste before disposal, to reduce the landfilling of solid waste, and to meet the goals of the county's Solid Waste Master Plan. The county has a commitment to provide the operator of HERC with Municipal Solid Waste to run HERC. In 2023, HERC received about half of the trash, or 351,460 tons of Municipal Solid Waste materials, generated in Hennepin County.

The county also has commitments to sell electricity to Xcel Energy and steam to NRG and Target Field. In 2023, the County realized \$5,339,910 in revenues from the sale of electricity, \$662,792 from the sale of steam and \$612,899 from the sale of ferrous metal.

County's goal is to ensure that HERC is run efficiently; that as much energy is recovered from the Municipal Solid Waste as possible to maximize revenues; that the county is complying with all waste management regulations and that county is honoring its solid waste processing commitments.

Great River Energy is the operator of the HERC facility, and the county and Great River Energy have identified projects that will protect the county's investment in HERC. These projects will reduce downtime and ensure that the facility continues to operate efficiently while maximizing revenues. Any maintenance and repairs deferred can result in unplanned outages, more downtime, and loss in revenue.



| REVENUE | Budget To-Date | Act & Enc | Balance | 2025 Budget | 2026 | 2027 | 2028 | 2029 | Future | Total |
|-----------------------|-------------------|-------------------|-------------------|------------------|------|------|------|------|--------|-------------------|
| Bonds - GO | | 0 | 0 | | | | | | | |
| Bonds - GO Enterprise | 5,000,000 | 5,000,000 | | | | | | | | 5,000,000 |
| Enterprise Income | 18,000,000 | (3,347,821) | 21,347,821 | 6,000,000 | | | | | | 24,000,000 |
| Total | 23,000,000 | 1,652,179 | 21,347,821 | 6,000,000 | | | | | | 29,000,000 |
| EXPENSE | Budget To-Date | Act & Enc | Balance | 2025 Budget | 2026 | 2027 | 2028 | 2029 | Future | Total |
| Construction | 19,500,000 | 12,533,053 | 6,966,947 | 5,000,000 | | | | | | 24,500,000 |
| Consulting | 2,000,000 | | 2,000,000 | 500,000 | | | | | | 2,500,000 |
| Contingency | 1,500,000 | | 1,500,000 | 500,000 | | | | | | 2,000,000 |
| Total | 23,000,000 | 12,533,053 | 10,466,947 | 6,000,000 | | | | | | 29,000,000 |

| | |
|---|---------------------------------|
| Project Name: 1006390 HERC Facility Preservation & Improvement 2021-2025 | Funding Start: 2021 |
| Major Program: Public Works | Funding Completion: 2025 |
| Department: Environment & Energy | |

| Current Year's CIP Process Summary | Budget To-Date | 2025 Budget | 2026 | 2027 | 2028 | 2029 | Future | Total |
|------------------------------------|----------------|-------------|------|------|------|------|--------|------------|
| Department Requested | 23,000,000 | 6,000,000 | | | | | | 29,000,000 |
| Administrator Proposed | 23,000,000 | 6,000,000 | | | | | | 29,000,000 |
| CBTF Recommended | 23,000,000 | 6,000,000 | | | | | | 29,000,000 |
| Board Approved Final | 23,000,000 | 6,000,000 | | | | | | 29,000,000 |

Scheduling Milestones (major phases only):

2024 planned work includes the following major projects:

- \$2,000,000 Replacement of Furnace Front wall Panels Phase I
- 1,500,000 Fire Pump Electrical Feed Design
- 1,000,000 Furnace side plate tension project
- 1,500,000 Replacement of side walls in both boilers
- \$6,000,000 Total**

2025 planned work includes the following major projects:

- \$2,500,000 Refurbishment of turbine generator
- 2,000,000 Feed chute replacement
- 375,000 Cooling tower upgrades
- 325,000 Boiler convection pass shock pulse
- 250,000 Baghouse door replacement
- 550,000 Miscellaneous projects
- \$6,000,000 Total**

Board Resolutions / Supplemental Information:

The County and contracted operator (Great River Energy-HERC Services) work together to identify corrective maintenance, repair, and improvement projects. Projects are typically scheduled for installation during HERC's planned outages to minimize unplanned downtime and revenue loss. Some of these projects require studies and design work. All require lead time for planning, hiring sub-contractors, and procurement. There are also times when the schedule has to be modified to accommodate an unplanned repair or to meet new regulatory requirements. Consequently, a planned project can be deferred, or a future project postponed.

NOTE: Great River Energy-HERC Services is responsible for all routine maintenance and repairs. The County is responsible for paying for all system replacement projects and improvements. Bonding is assumed to be general obligation debt supported by HERC revenues. Revenue from the Solid Waste Enterprise fund will be used for 2023 and future capital projects.

HERC incinerates residential and commercial municipal solid waste (MSW) to produce steam and electricity. Electricity produced is sold to Xcel Energy while the steam is sold to Cordia Energy Center and Target Field. Steam from HERC is also passed through the Cordia Energy district heating system to the Hennepin County Energy Center. HERC has been in operation since 1989 and requires maintenance, repairs, and improvements to maintain efficient operations. These projects are organized into two categories:

- **Corrective maintenance and repairs:** This includes maintenance and repair of the building and grounds, as well as motors, fans, pumps, air compressors, boiler and steam tubes, steam turbine, electric generator, cooling tower, instrumentation and process control systems, air pollution control equipment, emissions monitoring system and ash handling system and other ancillary equipment needed to efficiently burn waste, produce steam and electricity.
- **Improvements:** This includes upgrades to the building and grounds, improvements in the manner of burning solid waste and of producing steam and electricity. It also includes changes that become necessary to the waste processing and any pollution control systems, to meet new federal and state environmental permit requirements.

Project's Effect on the Operating Budget:

In 2023, the County realized \$5.3m in revenues from the sale of electricity, over \$600k from the sale of steam and over \$600k from the sale of ferrous metal.

Project's Effect on County Priorities:

Community Services: Maintaining this heavily used facilities is critical in providing services to the residents of Hennepin County.

Changes from Prior CIP:

No changes.

| Last Year's CIP Process Summary | Budget To-Date | 2024 | 2025 | 2026 | 2027 | 2028 | Future | Total |
|---------------------------------|----------------|-----------|-----------|------|------|------|--------|------------|
| Department Requested | 17,000,000 | 6,000,000 | 6,000,000 | | | | | 29,000,000 |
| Administrator Proposed | 17,000,000 | 6,000,000 | 6,000,000 | | | | | 29,000,000 |
| CBTF Recommended | 17,000,000 | 6,000,000 | 6,000,000 | | | | | 29,000,000 |
| Board Approved Final | 17,000,000 | 6,000,000 | 6,000,000 | | | | | 29,000,000 |

Project Name: 1010095 HERC Facility Preservation & Improvement 2026-2030
Major Program: Public Works
Department: Environment & Energy

Funding Start: 2026
Funding Completion: 2029

Summary:

This project will provide the necessary maintenance, repairs, and improvements to maintain efficient operations at the Hennepin Energy Recovery Center (HERC), which is located at 505 6th Avenue North in Minneapolis.

Purpose & Description:

The county is required to comply with state law MN 473.848 to process waste before disposal, to reduce the landfilling of solid waste, and to meet the goals of the county's Solid Waste Master Plan. The county has a commitment to provide the operator of HERC with Municipal Solid Waste to run HERC. In 2023, HERC received about half of the trash, or 351,460 tons of Municipal Solid Waste materials, generated in Hennepin County.

The county also has commitments to sell electricity to Xcel Energy and steam to NRG and Target Field. In 2023, the County realized \$5,339,910 in revenues from the sale of electricity, \$662,792 from the sale of steam and \$612,899 from the sale of ferrous metal.

County's goal is to ensure that HERC is run efficiently; that as much energy is recovered from the Municipal Solid Waste as possible to maximize revenues; that the county is complying with all waste management regulations and that county is honoring its solid waste processing commitments.

Great River Energy is the operator of the HERC facility, and the county and Great River Energy have identified projects that will protect the county's investment in HERC. These projects will reduce downtime and ensure that the facility continues to operate efficiently while maximizing revenues. Any maintenance and repairs deferred can result in unplanned outages, more downtime, and loss in revenue.



| REVENUE | Budget To-Date | Act & Enc | Balance | 2025 Budget | 2026 | 2027 | 2028 | 2029 | Future | Total |
|-------------------|----------------|-----------|---------|-------------|------------------|------------------|------------------|------------------|--------|-------------------|
| Enterprise Income | | | | | 6,000,000 | 6,000,000 | 6,000,000 | 6,000,000 | | 24,000,000 |
| Total | | | | | 6,000,000 | 6,000,000 | 6,000,000 | 6,000,000 | | 24,000,000 |
| EXPENSE | Budget To-Date | Act & Enc | Balance | 2025 Budget | 2026 | 2027 | 2028 | 2029 | Future | Total |
| Construction | | | | | 5,000,000 | 5,000,000 | 5,000,000 | 5,000,000 | | 20,000,000 |
| Consulting | | | | | 500,000 | 500,000 | 500,000 | 500,000 | | 2,000,000 |
| Contingency | | | | | 500,000 | 500,000 | 500,000 | 500,000 | | 2,000,000 |
| Total | | | | | 6,000,000 | 6,000,000 | 6,000,000 | 6,000,000 | | 24,000,000 |

| | |
|---|---------------------------------|
| Project Name: 1010095 HERC Facility Preservation & Improvement 2026-2030 | Funding Start: 2026 |
| Major Program: Public Works | Funding Completion: 2029 |
| Department: Environment & Energy | |

| Current Year's CIP Process Summary | Budget To-Date | 2025 Budget | 2026 | 2027 | 2028 | 2029 | Future | Total |
|------------------------------------|----------------|-------------|-----------|-----------|-----------|-----------|--------|------------|
| Department Requested | | | 6,000,000 | 6,000,000 | 6,000,000 | 6,000,000 | | 24,000,000 |
| Administrator Proposed | | | 6,000,000 | 6,000,000 | 6,000,000 | 6,000,000 | | 24,000,000 |
| CBTF Recommended | | | 6,000,000 | 6,000,000 | 6,000,000 | 6,000,000 | | 24,000,000 |
| Board Approved Final | | | 6,000,000 | 6,000,000 | 6,000,000 | 6,000,000 | | 24,000,000 |

| | |
|---|--|
| <p>Scheduling Milestones (major phases only):</p> <p>The workplan for 2026-2030 will be defined in the future. Possible projects may include boiler waterwall replacement, replacement of baghouse wall/compartments upgrade, and controls upgrades.</p> | <p>Board Resolutions / Supplemental Information:</p> <p>The County and contracted operator (Great River Energy-HERC Services) work together to identify corrective maintenance, repair, and improvement projects. Projects are typically scheduled for installation during HERC's planned outages to minimize unplanned downtime and revenue loss. Some of these projects require studies and design work. All require lead time for planning, hiring sub-contractors, and procurement. There are also times when the schedule has to be modified to accommodate an unplanned repair or to meet new regulatory requirements. Consequently, a planned project can be deferred, or a future project postponed.</p> <p>NOTE: Great River Energy-HERC Services is responsible for all routine maintenance and repairs. The County is responsible for paying for all system replacement projects and improvements. Bonding is assumed to be general obligation debt supported by HERC revenues. Revenue from the Solid Waste Enterprise fund will be used for 2023 and future capital projects.</p> <p>HERC incinerates residential and commercial municipal solid waste (MSW) to produce steam and electricity. Electricity produced is sold to Xcel Energy while the steam is sold to Cordia Energy Center and Target Field. Steam from HERC is also passed through the Cordia Energy district heating system to the Hennepin County Energy Center. HERC has been in operation since 1989 and requires maintenance, repairs, and improvements to maintain efficient operations. These projects are organized into two categories:</p> <ul style="list-style-type: none"> • Corrective maintenance and repairs: This includes maintenance and repair of the building and grounds, as well as motors, fans, pumps, air compressors, boiler and steam tubes, steam turbine, electric generator, cooling tower, instrumentation and process control systems, air pollution control equipment, emissions monitoring system and ash handling system and other ancillary equipment needed to efficiently burn waste, produce steam and electricity. • Improvements: This includes upgrades to the building and grounds, improvements in the manner of burning solid waste and of producing steam and electricity. It also includes changes that become necessary to the waste processing and any pollution control systems, to meet new federal and state environmental permit requirements. |
| <p>Project's Effect on the Operating Budget:</p> <p>In 2023, the County realized \$5.3m in revenues from the sale of electricity, over \$600k from the sale of steam and over \$600k from the sale of ferrous metal.</p> | |
| <p>Project's Effect on County Priorities:</p> <p>Community Services: Maintaining this heavily used facilities is critical in providing services to the residents of Hennepin County.</p> | |
| <p>Changes from Prior CIP:</p> <p>The 2025 estimate has increased by \$6,000,000 over the 2024-2028 approved budget due to the addition on another year of funding in the 2029 funding element.</p> | |

| Last Year's CIP Process Summary | Budget To-Date | 2024 | 2025 | 2026 | 2027 | 2028 | Future | Total |
|---------------------------------|----------------|------|------|-----------|-----------|-----------|--------|------------|
| Department Requested | | | | 6,000,000 | 6,000,000 | 6,000,000 | | 18,000,000 |
| Administrator Proposed | | | | 6,000,000 | 6,000,000 | 6,000,000 | | 18,000,000 |
| CBTF Recommended | | | | 6,000,000 | 6,000,000 | 6,000,000 | | 18,000,000 |
| Board Approved Final | | | | 6,000,000 | 6,000,000 | 6,000,000 | | 18,000,000 |

Project Name: 1006391 Energy Center Improvements 2021-2025
Major Program: Public Works
Department: Environment & Energy

Funding Start: 2024
Funding Completion: 2024

Summary:

This project provides for upgrades and improvements to the Hennepin County Energy Center (HCEC) located at 600 10th Avenue South, in downtown Minneapolis.

Purpose & Description:

The purpose of this project is to improve the reliability of delivering steam and chilled water to the County's internal and external customers, increase capacity and efficiency, meet safety standards, and provide major maintenance to operational equipment. These improvements, including replacement of outdated and worn equipment, will maintain plant reliability.

The HCEC produces steam and chilled water to meet the heating and cooling needs of the Medical Center, Government Center, Public Safety Facility, other County buildings and several private facilities.

Cordia Energy operates the Energy Center under contract with the County. The county and Cordia have identified projects that will protect the county's investment in the Energy Center. These projects will reduce downtime and ensure that the facility continues to operate efficiently. Any maintenance and repairs deferred can result in unplanned outages and downtime.



| REVENUE | Budget To-Date | Act & Enc | Balance | 2025 Budget | 2026 | 2027 | 2028 | 2029 | Future | Total |
|-----------------------|------------------|-----------|------------------|-------------|------|------|------|------|--------|------------------|
| Bonds - GO Enterprise | 1,000,000 | | 1,000,000 | | | | | | | 1,000,000 |
| Total | 1,000,000 | | 1,000,000 | | | | | | | 1,000,000 |
| EXPENSE | Budget To-Date | Act & Enc | Balance | 2025 Budget | 2026 | 2027 | 2028 | 2029 | Future | Total |
| Construction | 900,000 | | 900,000 | | | | | | | 900,000 |
| Consulting | 100,000 | | 100,000 | | | | | | | 100,000 |
| Total | 1,000,000 | | 1,000,000 | | | | | | | 1,000,000 |

| | |
|---|---------------------------------|
| Project Name: 1006391 Energy Center Improvements 2021-2025 | Funding Start: 2024 |
| Major Program: Public Works | Funding Completion: 2024 |
| Department: Environment & Energy | |

| Current Year's CIP Process Summary | Budget To-Date | 2025 Budget | 2026 | 2027 | 2028 | 2029 | Future | Total |
|------------------------------------|----------------|-------------|------|------|------|------|--------|-----------|
| Department Requested | 1,000,000 | | | | | | | 1,000,000 |
| Administrator Proposed | 1,000,000 | | | | | | | 1,000,000 |
| CBTF Recommended | 1,000,000 | | | | | | | 1,000,000 |
| Board Approved Final | 1,000,000 | | | | | | | 1,000,000 |

Scheduling Milestones (major phases only):

2024 planned work includes the following major projects:

- \$150,000 Burner management upgrade (Phase 1)
- \$350,000 Metering upgrades
- \$350,000 Brine Tank
- \$ 15,000 Clean Power
- \$865,000 Total**

2025 planned work includes the following major projects:

- \$360,000 Burner management upgrade (Phase II)
- \$360,000 Total**

Board Resolutions / Supplemental Information:

This project will replace the following capital project:

- Energy Center Improvements 2016-2020 (#1003375)
- Funded Budget: \$4,175,000
- Expenditures & Encumbrances: \$3,061,000
- Balance as of 9/1/24: \$1,114,000

Notes:

- Bonding is assumed to be general obligation debt supported by Energy Center revenues.
- Ever-Green Energy will replace Cordia as the operator of the Energy Center on January 1, 2025.

A number of improvements are requested that will improve the operations at HCEC, the major projects included in this list are: System reliability and safety improvements such as replacement of condensate polishers, cooling tower fans, cooling tower fill, electrical upgrades, refrigerant upgrade (R-500), refrigerant detectors, boilers, and chillers, motors and pumps, electrical equipment, server room and controls, remote control isolation valves, and power factor correction, regulatory, process and emissions improvements.

Project's Effect on the Operating Budget:

HCEC capital projects will improve operational efficiency and protect county assets.

Project's Effect on County Priorities:

Community Services: Maintaining this heavily used facilities is critical in providing services to the residents of Hennepin County.

Changes from Prior CIP:

The 2025 estimate has decreased by \$1,000,000 from the 2024-2028 approved budget as the remaining balance in this project and the prior project (#1003375) will be enough to complete the workplan in 2024-2025.

| Last Year's CIP Process Summary | Budget To-Date | 2024 | 2025 | 2026 | 2027 | 2028 | Future | Total |
|---------------------------------|----------------|-----------|-----------|------|------|------|--------|-----------|
| Department Requested | | 1,000,000 | 1,000,000 | | | | | 2,000,000 |
| Administrator Proposed | | 1,000,000 | 1,000,000 | | | | | 2,000,000 |
| CBTF Recommended | | 1,000,000 | 1,000,000 | | | | | 2,000,000 |
| Board Approved Final | | 1,000,000 | 1,000,000 | | | | | 2,000,000 |

Project Name: 1010096 Energy Center Improvements 2026-2030
Major Program: Public Works
Department: Environment & Energy

Funding Start: 2026
Funding Completion: 2029

Summary:

This project provides for upgrades and improvements to the Hennepin County Energy Center (HCEC) located at 600 10th Avenue South, in downtown Minneapolis.

Purpose & Description:

The purpose of this project is to improve the reliability of delivering steam and chilled water to the County's internal and external customers, increase capacity and efficiency, meet safety standards, and provide major maintenance to operational equipment. These improvements, including replacement of outdated and worn equipment, will maintain plant reliability.

The HCEC produces steam and chilled water to meet the heating and cooling needs of the Medical Center, Government Center, Public Safety Facility, other County buildings and several private facilities.

Cordia Energy operates the Energy Center under contract with the County. The county and Cordia have identified projects that will protect the county's investment in the Energy Center. These projects will reduce downtime and ensure that the facility continues to operate efficiently. Any maintenance and repairs deferred can result in unplanned outages and downtime.



| REVENUE | Budget To-Date | Act & Enc | Balance | 2025 Budget | 2026 | 2027 | 2028 | 2029 | Future | Total |
|-----------------------|----------------|-----------|---------|-------------|------------------|------------------|------------------|------------------|--------|------------------|
| Bonds - GO Enterprise | | | | | 1,000,000 | 1,000,000 | 1,000,000 | 1,000,000 | | 4,000,000 |
| Total | | | | | 1,000,000 | 1,000,000 | 1,000,000 | 1,000,000 | | 4,000,000 |
| EXPENSE | Budget To-Date | Act & Enc | Balance | 2025 Budget | 2026 | 2027 | 2028 | 2029 | Future | Total |
| Construction | | | | | 800,000 | 800,000 | 800,000 | 800,000 | | 3,200,000 |
| Consulting | | | | | 100,000 | 100,000 | 100,000 | 100,000 | | 400,000 |
| Contingency | | | | | 100,000 | 100,000 | 100,000 | 100,000 | | 400,000 |
| Total | | | | | 1,000,000 | 1,000,000 | 1,000,000 | 1,000,000 | | 4,000,000 |

| | |
|---|---------------------------------|
| Project Name: 1010096 Energy Center Improvements 2026-2030 | Funding Start: 2026 |
| Major Program: Public Works | Funding Completion: 2029 |
| Department: Environment & Energy | |

| Current Year's CIP Process Summary | Budget To-Date | 2025 Budget | 2026 | 2027 | 2028 | 2029 | Future | Total |
|------------------------------------|----------------|-------------|-----------|-----------|-----------|-----------|--------|-----------|
| Department Requested | | | 1,000,000 | 1,000,000 | 1,000,000 | 1,000,000 | | 4,000,000 |
| Administrator Proposed | | | 1,000,000 | 1,000,000 | 1,000,000 | 1,000,000 | | 4,000,000 |
| CBTF Recommended | | | 1,000,000 | 1,000,000 | 1,000,000 | 1,000,000 | | 4,000,000 |
| Board Approved Final | | | 1,000,000 | 1,000,000 | 1,000,000 | 1,000,000 | | 4,000,000 |

Scheduling Milestones (major phases only):
2026-2029 planned work includes:

- Burner Management Upgrade (Phase 2)
- Remote controlled isolation valves
- Condensate polishers
- Server room upgrades (Phase 2)
- Control upgrades Phase II
- Cooling tower fill

Project's Effect on the Operating Budget:
HCEC capital projects will improve operational efficiency and protect county assets.

Project's Effect on County Priorities:
Community Services: Maintaining this heavily used facilities is critical in providing services to the residents of Hennepin County.

Changes from Prior CIP:
The 2025 estimate has increased by \$1,000,000 over the 2024-2028 approved budget due to the addition on another year of funding in the 2029 funding element.

Board Resolutions / Supplemental Information:

A number of improvements are requested that will improve the operations at HCEC, the major projects included in this list are: System reliability and safety improvements such as replacement of condensate polishers, cooling tower fans, cooling tower fill, electrical upgrades, refrigerant upgrade (R-500), refrigerant detectors, boilers, and chillers, motors and pumps, electrical equipment, server room and controls, remote control isolation valves, and power factor correction, regulatory, process and emissions improvements.

- Notes:**
- Bonding is assumed to be general obligation debt supported by Energy Center revenues.
 - Ever-Green Energy will replace Cordia as the operator of the Energy Center on January 1, 2025.

| Last Year's CIP Process Summary | Budget To-Date | 2024 | 2025 | 2026 | 2027 | 2028 | Future | Total |
|---------------------------------|----------------|------|------|-----------|-----------|-----------|--------|-----------|
| Department Requested | | | | 1,000,000 | 1,000,000 | 1,000,000 | | 3,000,000 |
| Administrator Proposed | | | | 1,000,000 | 1,000,000 | 1,000,000 | | 3,000,000 |
| CBTF Recommended | | | | 1,000,000 | 1,000,000 | 1,000,000 | | 3,000,000 |
| Board Approved Final | | | | 1,000,000 | 1,000,000 | 1,000,000 | | 3,000,000 |

Project Name: 1006392 Transfer Station Facility Preservation 2021-2025
Major Program: Public Works
Department: Environment & Energy

Funding Start: 2021
Funding Completion: 2025

Summary:

This project will provide for necessary facility upgrades, renovations, and improvements at the at the Brooklyn Park Transfer Station, located at 8100 N Jefferson Highway in Brooklyn Park, Minnesota and the Bloomington Recycle Center at 1400 W 96th Street in Bloomington, Minnesota.

Purpose & Description:

The purpose of this project is to properly plan for future corrective renovation, scheduled replacement and facility upgrade projects before failures occur. The capital funding request is a compilation or projects based on facility audits for the two facilities. These studies are conducted every five years and evaluate the building system life cycles for architectural, mechanical, electrical, roof equipment and finishes.

The summary reports from these audits are prioritized and incorporated into a revised plan for the current or upcoming five-year period. The most recent facility inspections were conducted in 2019.

All of the work done under the auspices of this project was identified through periodic surveys of the respective building systems by expert consultants and operations and maintenance staff. The surveys and audits provide a work plan to effect major facility repairs, renovations and upgrades in support of the county's service mission. Executing this responsibility requires considerable funding in a consistent and continuous stream on an annual basis.

This project will: 1) replace critical systems which have exceeded their predicted lifetime, 2) plan for future critical system replacements via a replacement plan based on detailed facility audits, and 3) maintain the physical infrastructures of two facilities that have high public usage. This funding allows staff to maintain buildings using a 5-year cyclical program based on statistical average life cycles of various building infrastructure systems. This ensures that buildings are maintained in optimal condition and that an appropriate quality of space is available for county programs.



| REVENUE | Budget To-Date | Act & Enc | Balance | 2025 Budget | 2026 | 2027 | 2028 | 2029 | Future | Total |
|-------------------|------------------|------------------|------------------|------------------|------|------|------|------|--------|------------------|
| Enterprise Income | 2,850,000 | (131,601) | 2,981,601 | 1,000,000 | | | | | | 3,850,000 |
| Total | 2,850,000 | (131,601) | 2,981,601 | 1,000,000 | | | | | | 3,850,000 |
| EXPENSE | Budget To-Date | Act & Enc | Balance | 2025 Budget | 2026 | 2027 | 2028 | 2029 | Future | Total |
| Construction | 2,450,000 | 212,549 | 2,237,451 | 900,000 | | | | | | 3,350,000 |
| Consulting | 200,000 | 90,656 | 109,344 | 100,000 | | | | | | 300,000 |
| Other Costs | | 0 | 0 | | | | | | | |
| Contingency | 200,000 | | 200,000 | | | | | | | 200,000 |
| Total | 2,850,000 | 303,205 | 2,546,795 | 1,000,000 | | | | | | 3,850,000 |

| | |
|---|---------------------------------|
| Project Name: 1006392 Transfer Station Facility Preservation 2021-2025 | Funding Start: 2021 |
| Major Program: Public Works | Funding Completion: 2025 |
| Department: Environment & Energy | |

| Current Year's CIP Process Summary | Budget To-Date | 2025 Budget | 2026 | 2027 | 2028 | 2029 | Future | Total |
|------------------------------------|----------------|-------------|------|------|------|------|--------|-----------|
| Department Requested | 2,850,000 | 1,000,000 | | | | | | 3,850,000 |
| Administrator Proposed | 2,850,000 | 1,000,000 | | | | | | 3,850,000 |
| CBTF Recommended | 2,850,000 | 1,000,000 | | | | | | 3,850,000 |
| Board Approved Final | 2,850,000 | 1,000,000 | | | | | | 3,850,000 |

| | |
|--|---|
| <p>Scheduling Milestones (major phases only):</p> <p>2024 Planned work includes the following:</p> <ul style="list-style-type: none"> \$ 700,000 Design for HVAC and air quality projects, bifold door replacement, dry fire sprinkler system, dust control water misting system (transfer to fund 34 for work done in 2023) \$1,000,000 HVAC and air quality improvements* (BPTS) \$ 200,000 Replace bifold doors (BPTS & BHHW) \$ 200,000 Refurbish concrete tipping floor (BPTS) \$ 100,000 Other small projects \$2,300,000 Total <p>*Construction will occur in 2024 & 2025 on indoor air quality improvements that were recommended by a study that was completed in 2020.</p> | <p>Board Resolutions / Supplemental Information:</p> <p>2025 Planned Work includes the following major projects:</p> <ul style="list-style-type: none"> \$ 500,000 HVAC and air quality improvements (BPTS) \$ 250,000 Replace cranes and controllers (BPTS) \$ 200,000 Replace citizen booth and RTU (BHHW) \$ 100,000 Electrical - load cells (BPTS) \$ 60,000 Replace truck scale (BHHW) \$ 50,000 Replace pit asphalt (BPTS) \$ 40,000 Other miscellaneous projects \$1,200,000 Total |
| <p>Project's Effect on the Operating Budget:</p> <p>This project will reduce expenditures for unplanned or emergency repairs and will reduce dependency on the Environment and Energy annual operating budget for major repairs. Effects on the operating budget cannot be quantified, but reductions to future operational repair expenses are expected.</p> | |
| <p>Project's Effect on County Priorities:</p> <p>Community Services: Maintaining these heavily used facilities is critical in providing service to the residents of Hennepin County.</p> <p>Disparity Reduction: The majority of the refurbishment of these facilities is contracted through the Hennepin County SBE program vendors.</p> | |
| <p>Changes from Prior CIP:</p> <p>The 2025 estimate has increased by \$200,000 over the 2024-2028 approved budget due to additional scope that will replace the cranes and controllers at the Brooklyn Park Transfer Station.</p> | |

| Last Year's CIP Process Summary | Budget To-Date | 2024 | 2025 | 2026 | 2027 | 2028 | Future | Total |
|---------------------------------|----------------|-----------|---------|------|------|------|--------|-----------|
| Department Requested | 1,850,000 | 1,000,000 | 800,000 | | | | | 3,650,000 |
| Administrator Proposed | 1,850,000 | 1,000,000 | 800,000 | | | | | 3,650,000 |
| CBTF Recommended | 1,850,000 | 1,000,000 | 800,000 | | | | | 3,650,000 |
| Board Approved Final | 1,850,000 | 1,000,000 | 800,000 | | | | | 3,650,000 |

Project Name: 1010097 Transfer Station Facility Preservation 2026-2030
Major Program: Public Works
Department: Environment & Energy

Funding Start: 2026
Funding Completion: 2029

Summary:

This project will provide for necessary facility upgrades, renovations, and improvements at the at the Brooklyn Park Transfer Station, located at 8100 N Jefferson Highway in Brooklyn Park, Minnesota and the Bloomington Recycle Center at 1400 W 96th Street in Bloomington, Minnesota.

Purpose & Description:

The purpose of this project is to properly plan for future corrective renovation, scheduled replacement and facility upgrade projects before failures occur. The capital funding request is a compilation or projects based on facility audits for the two facilities. These studies are conducted every five years and evaluate the building system life cycles for architectural, mechanical, electrical, roof equipment and finishes.

The summary reports from these audits are prioritized and incorporated into a revised plan for the current or upcoming five-year period. The most recent facility inspections were conducted in 2019.

All of the work done under the auspices of this project was identified through periodic surveys of the respective building systems by expert consultants and operations and maintenance staff. The surveys and audits provide a work plan to effect major facility repairs, renovations and upgrades in support of the county's service mission. Executing this responsibility requires considerable funding in a consistent and continuous stream on an annual basis.

This project will: 1) replace critical systems which have exceeded their predicted lifetime, 2) plan for future critical system replacements via a replacement plan based on detailed facility audits, and 3) maintain the physical infrastructures of two facilities that have high public usage. This funding allows staff to maintain buildings using a 5-year cyclical program based on statistical average life cycles of various building infrastructure systems. This ensures that buildings are maintained in optimal condition and that an appropriate quality of space is available for county programs.



| REVENUE | Budget To-Date | Act & Enc | Balance | 2025 Budget | 2026 | 2027 | 2028 | 2029 | Future | Total |
|-------------------|----------------|-----------|---------|-------------|------------------|------------------|------------------|----------------|--------|------------------|
| Enterprise Income | | | | | 1,000,000 | 1,200,000 | 1,200,000 | 800,000 | | 4,200,000 |
| Total | | | | | 1,000,000 | 1,200,000 | 1,200,000 | 800,000 | | 4,200,000 |
| EXPENSE | Budget To-Date | Act & Enc | Balance | 2025 Budget | 2026 | 2027 | 2028 | 2029 | Future | Total |
| Construction | | | | | 900,000 | 1,000,000 | 1,000,000 | 750,000 | | 3,650,000 |
| Consulting | | | | | 100,000 | 100,000 | 100,000 | 50,000 | | 350,000 |
| Contingency | | | | | | 100,000 | 100,000 | | | 200,000 |
| Total | | | | | 1,000,000 | 1,200,000 | 1,200,000 | 800,000 | | 4,200,000 |

| | |
|---|---------------------------------|
| Project Name: 1010097 Transfer Station Facility Preservation 2026-2030 | Funding Start: 2026 |
| Major Program: Public Works | Funding Completion: 2029 |
| Department: Environment & Energy | |

| Current Year's CIP Process Summary | Budget To-Date | 2025 Budget | 2026 | 2027 | 2028 | 2029 | Future | Total |
|------------------------------------|----------------|-------------|-----------|-----------|-----------|---------|--------|-----------|
| Department Requested | | | 1,000,000 | 1,200,000 | 1,200,000 | 800,000 | | 4,200,000 |
| Administrator Proposed | | | 1,000,000 | 1,200,000 | 1,200,000 | 800,000 | | 4,200,000 |
| CBTF Recommended | | | 1,000,000 | 1,200,000 | 1,200,000 | 800,000 | | 4,200,000 |
| Board Approved Final | | | 1,000,000 | 1,200,000 | 1,200,000 | 800,000 | | 4,200,000 |

Scheduling Milestones (major phases only):

2026 Planned Work includes the following major projects:
 \$ 500,000 Boiler replacement (BHHW)
 \$ 300,000 Electrical transfer switch (BHHW), MCCs, conduit (BPTS)
 \$ 100,000 Life Safety (BPTS) fire doors and explosion proof lights
 \$ 100,000 Other miscellaneous projects
 \$1,000,000 Total

Project's Effect on the Operating Budget:

This project will reduce expenditures for unplanned or emergency repairs and will reduce dependency on the Environment and Energy annual operating budget for major repairs. Effects on the operating budget cannot be quantified, but reductions to future operational repair expenses are expected.

Project's Effect on County Priorities:

Community Services: Maintaining these heavily used facilities is critical in providing service to the residents of Hennepin County.

Disparity Reduction: The majority of the refurbishment of these facilities is contracted through the Hennepin County SBE program vendors.

Changes from Prior CIP:

The 2025 estimate has increased by \$3,150,000 over the 2024-2028 approved budget as previous estimates for this project were placeholder amounts until a defined scope of work for future years could be established. This project estimate now accounts for all of the work detailed in the workplan noted in the request.

Board Resolutions / Supplemental Information:

2027 Planned work includes the following major projects:
 \$1,000,000 Boiler replacement (BPTS)
 \$ 100,000 Life Safety (BHHW) fire doors
 \$ 100,000 Other small projects
 \$1,200,000 Total

2028 Planned work includes the following major projects:
 \$1,000,000 Replace Roof (BPTS and BHHW)
 \$ 200,000 Parking and grounds (BHHW)
 \$1,200,000 Total

2029 Planned work includes the following major projects:
 \$ 400,000 Exterior paint and expansion joints (BPTS)
 \$ 400,000 Other small projects
 \$ 800,000 Total

| Last Year's CIP Process Summary | Budget To-Date | 2024 | 2025 | 2026 | 2027 | 2028 | Future | Total |
|---------------------------------|----------------|------|------|---------|---------|---------|--------|-----------|
| Department Requested | | | | 350,000 | 350,000 | 350,000 | | 1,050,000 |
| Administrator Proposed | | | | 350,000 | 350,000 | 350,000 | | 1,050,000 |
| CBTF Recommended | | | | 350,000 | 350,000 | 350,000 | | 1,050,000 |
| Board Approved Final | | | | 350,000 | 350,000 | 350,000 | | 1,050,000 |

Project Name: 1010122 Lake Minnetonka North Arm Public Access
Major Program: Public Works
Department: Environment & Energy

Funding Start: 2024
Funding Completion: 2026

Summary:

This project will preserve and modernize the North Arm public access on Lake Minnetonka, in the city of Orono.

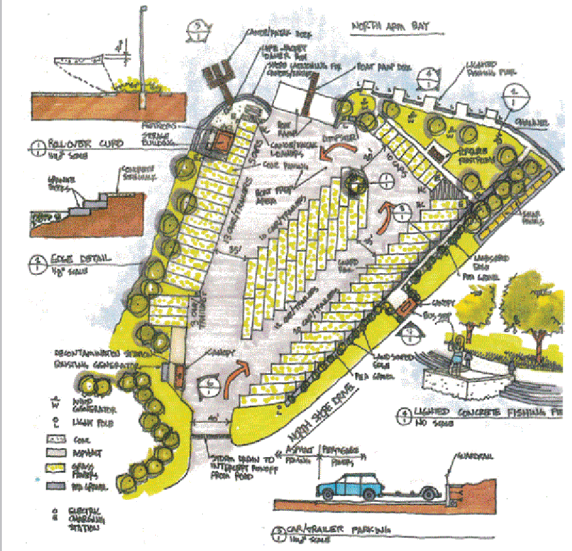
Purpose & Description:

Hennepin County has performed lake improvement work on Lake Minnetonka since the 1880's, managing two public access points and maintaining the necessary water depths for public boating. This project will focus on repairs and upgrades to the North Arm public access located at 3700 North Shore Drive in Orono, MN.

Long overdue repairs to critical infrastructure (pavement, boat access, stormwater ponds) are needed to preserve the long-term integrity and function of this county asset. Preservation items include repair and improvements to the storm water management system, public water access structural wall repairs, and parking lot asphalt repairs/replacement.

Additionally, modernization of the public access will ensure accessibility and disparity concerns are addressed for the many users of the public access. Currently, motorboat users benefit the most at this public access with few amenities for anglers, many who are people of color and/or are fishing for subsistence food. Additionally, the site does not meet the Americans with Disabilities Act (ADA) standards as slopes, seawalls and gravel pathways do not allow users with limited mobility to board boats or use shore fishing areas.

Planned improvements include such items as: relocating the boat launch so that it doesn't require a backing turn; angling the parking stalls to make navigating the parking lot easier and safer; adding lake access for users in human-powered crafts like canoes, kayaks, and paddleboards; and improvements for shoreline anglers - such as accessibility improvements, improved sightlines and lighting, and adding "pods" that extend out into the lake slightly to improve the fishing experience.



| REVENUE | Budget To-Date | Act & Enc | Balance | 2025 Budget | 2026 | 2027 | 2028 | 2029 | Future | Total |
|--------------|----------------|----------------|----------------|------------------|------------------|------|------|------|--------|------------------|
| Bonds - GO | 500,000 | 100,965 | 399,035 | 1,000,000 | 2,000,000 | | | | | 3,500,000 |
| Total | 500,000 | 100,965 | 399,035 | 1,000,000 | 2,000,000 | | | | | 3,500,000 |
| EXPENSE | Budget To-Date | Act & Enc | Balance | 2025 Budget | 2026 | 2027 | 2028 | 2029 | Future | Total |
| Construction | | | | 1,000,000 | 2,000,000 | | | | | 3,000,000 |
| Consulting | 500,000 | 320,622 | 179,378 | | | | | | | 500,000 |
| Total | 500,000 | 320,622 | 179,378 | 1,000,000 | 2,000,000 | | | | | 3,500,000 |

| | |
|--|---------------------------------|
| Project Name: 1010122 Lake Minnetonka North Arm Public Access | Funding Start: 2024 |
| Major Program: Public Works | Funding Completion: 2026 |
| Department: Environment & Energy | |

| Current Year's CIP Process Summary | Budget To-Date | 2025 Budget | 2026 | 2027 | 2028 | 2029 | Future | Total |
|------------------------------------|----------------|-------------|-----------|------|------|------|--------|-----------|
| Department Requested | 500,000 | 1,000,000 | 2,000,000 | | | | | 3,500,000 |
| Administrator Proposed | 500,000 | 1,000,000 | 2,000,000 | | | | | 3,500,000 |
| CBTF Recommended | 500,000 | 1,000,000 | 2,000,000 | | | | | 3,500,000 |
| Board Approved Final | 500,000 | 1,000,000 | 2,000,000 | | | | | 3,500,000 |

| | |
|--|--|
| <p>Scheduling Milestones (major phases only):</p> <p>Scoping 2023 Design 3rd Qtr 2024 Procurement 2nd Qtr 2025 Construction 3rd Qtr 2025 - 3rd Qtr 2026 (phased construction with winter pause)</p> | <p>Board Resolutions / Supplemental Information:</p> <p>The other county maintained Lake Minnetonka public access is in Spring Park, MN (adjacent to the Sheriff's Water Patrol Facility). It was made ADA compliant in 2015.</p> |
| <p>Project's Effect on the Operating Budget:</p> <p>There will be a minimal operating budget by this project.</p> | |
| <p>Project's Effect on County Priorities:</p> <p>Climate Action: A reconfigured access will incorporate climate and resiliency features, such as solar and storm water management.</p> <p>Disparity Reduction: The improved access will also aim to reduce disparities by increasing the usability of the access for many different types of users.</p> | |
| <p>Changes from Prior CIP:</p> <p>No changes.</p> | |

| Last Year's CIP Process Summary | Budget To-Date | 2024 | 2025 | 2026 | 2027 | 2028 | Future | Total |
|---------------------------------|----------------|---------|-----------|-----------|------|------|--------|-----------|
| Department Requested | | 500,000 | 1,000,000 | 2,000,000 | | | | 3,500,000 |
| Administrator Proposed | | 500,000 | 1,000,000 | 2,000,000 | | | | 3,500,000 |
| CBTF Recommended | | 500,000 | 1,000,000 | 2,000,000 | | | | 3,500,000 |
| Board Approved Final | | 500,000 | 1,000,000 | 2,000,000 | | | | 3,500,000 |

Project Name: 1010123 Glen Lake Wetlands Improvements
Major Program: Public Works
Department: Environment & Energy

Funding Start: 2024
Funding Completion: 2029

Summary:

This project will establish a wetland bank and a conservation easement and make improvements to natural areas on county-owned property in the City of Minnetonka (PID 3411722310001). The project will generate approximately 16 acres of wetland bank credits, permanently protect and improve habitat for the rusty-patched bumblebee and a rare native plant community and make improvements to oak woodlands and oak savannas already existing on the property.

Purpose & Description:

County-owned property south of Glen Lake was most recently operated as the Youth Regional Treatment Center (formerly the County Home School) and is home to the new Regional Medical Examiner's Facility. Environment and Energy has been working to develop a wetland bank project on this property since 2015. During the Medical Examiner's Facility planning, it was determined that building on the eastern side of the property was not feasible. Given the unique opportunity to advance climate goals, natural resource management is the recommended use for this portion of the property.

A wetland bank restores and improves wetlands through a regulatory process that creates credits. Those credits can then be sold to mitigate for necessary wetland impacts under a regulatory process managed by the state Board of Water and Soil Resources. When wetland impacts occur in Hennepin County, they are very often mitigated for outside of our county because credits are often unavailable or are more costly. This results in a net loss of wetlands and their climate adaptation services in Hennepin County.

This project will:

- Generate approximately 16 acres of wetland credits (approx. value \$2 million)
- Protect and improve a rare natural plant communities (Northern Poor Fen, oak savannas) and habitat for the federally endangered rusty-patched bumblebee
- Establish 110 acres of new conservation easement
- Create opportunities for planting trees
- Sequester approximately 1100 metric tons of carbon
- Green jobs opportunities related to forestry & habitat management work

Additionally, this project will also improve climate resiliency by providing stormwater storage after heavy rainfalls, mitigating flooding, and providing habitat.



| REVENUE | Budget To-Date | Act & Enc | Balance | 2025 Budget | 2026 | 2027 | 2028 | 2029 | Future | Total |
|-------------------|----------------|-----------|----------------|----------------|----------------|----------------|----------------|----------------|--------|------------------|
| Property Tax | | | | 102,000 | 737,000 | 444,000 | 199,000 | 489,000 | | 1,971,000 |
| Enterprise Income | 110,000 | | 110,000 | | | | | | | 110,000 |
| Total | 110,000 | | 110,000 | 102,000 | 737,000 | 444,000 | 199,000 | 489,000 | | 2,081,000 |

| EXPENSE | Budget To-Date | Act & Enc | Balance | 2025 Budget | 2026 | 2027 | 2028 | 2029 | Future | Total |
|--------------|----------------|-----------|----------------|----------------|----------------|----------------|----------------|----------------|--------|------------------|
| Construction | | | | 61,000 | 192,000 | | | | | 253,000 |
| Consulting | 92,000 | | 92,000 | 24,000 | 38,000 | 40,000 | 42,000 | 137,000 | | 373,000 |
| Other Costs | | | | | 384,000 | 330,000 | 124,000 | 270,000 | | 1,108,000 |
| Contingency | 18,000 | | 18,000 | 17,000 | 123,000 | 74,000 | 33,000 | 82,000 | | 347,000 |
| Total | 110,000 | | 110,000 | 102,000 | 737,000 | 444,000 | 199,000 | 489,000 | | 2,081,000 |

| | |
|--|---------------------------------|
| Project Name: 1010123 Glen Lake Wetlands Improvements | Funding Start: 2024 |
| Major Program: Public Works | Funding Completion: 2029 |
| Department: Environment & Energy | |

| Current Year's CIP Process Summary | Budget To-Date | 2025 Budget | 2026 | 2027 | 2028 | 2029 | Future | Total |
|------------------------------------|----------------|-------------|---------|---------|---------|---------|--------|-----------|
| Department Requested | 110,000 | 102,000 | 737,000 | 444,000 | 199,000 | 489,000 | | 2,081,000 |
| Administrator Proposed | 110,000 | 102,000 | 737,000 | 444,000 | 199,000 | 489,000 | | 2,081,000 |
| CBTF Recommended | 110,000 | 102,000 | 737,000 | 444,000 | 199,000 | 489,000 | | 2,081,000 |
| Board Approved Final | 110,000 | 102,000 | 737,000 | 444,000 | 199,000 | 489,000 | | 2,081,000 |

Scheduling Milestones (major phases only):

Planning for this project has been ongoing and will continue in 2024. Wetland bank projects must meet certain vegetative and hydrologic performance standards to be deemed "complete" this takes a minimum of 5 years.

Regulatory Approval & Design: 2024
 Procurement: 2025
 Construction: 2026
 Monitoring & Credit Release: 2027-2032
 Completion: 2032

Board Resolutions / Supplemental Information:

This property represents the most significant opportunity to protect and sequester additional carbon stored in trees and other habitat types on county-owned property. The undeveloped portion of this property contains an estimated 5,300 Mg of Carbon. Protection and restoration of this property could sequester an additional 1,100 Mg of Carbon. This project would offset an estimated 1.7% of the county's operational greenhouse gas emissions.

After vegetative and hydrologic performance standards are met during the initial monitoring period, the project will require the same types of periodic monitoring and management as other conservation easements. This includes posting and maintaining boundary markings, managing encroachments, annual monitoring, and routine tasks associated with adaptive management of various habitat types (e.g. prescribed grazing, invasive species management). Environment and Energy staff currently perform these activities for a large portfolio of conservation easements.

Project's Effect on the Operating Budget:

Once initial improvements are complete, an annual budget for maintenance will be needed to protect the investment in improvements (approx. \$15,000/year).

Note: 'Other Costs' expenditures consist of vegetative management activities that are necessary in order to meet performance standards required for wetland bank credit release.

Project's Effect on County Priorities:

Climate Action: This project is strategically important to accomplishing the goal set in the Climate Action Plan to have net zero countywide greenhouse gas emissions by 2050.

Changes from Prior CIP:

No changes.

| Last Year's CIP Process Summary | Budget To-Date | 2024 | 2025 | 2026 | 2027 | 2028 | Future | Total |
|---------------------------------|----------------|---------|---------|---------|---------|---------|---------|-----------|
| Department Requested | | 110,000 | 102,000 | 737,000 | 444,000 | 199,000 | 489,000 | 2,081,000 |
| Administrator Proposed | | 110,000 | 102,000 | 737,000 | 444,000 | 199,000 | 489,000 | 2,081,000 |
| CBTF Recommended | | 110,000 | 102,000 | 737,000 | 444,000 | 199,000 | 489,000 | 2,081,000 |
| Board Approved Final | | 110,000 | 102,000 | 737,000 | 444,000 | 199,000 | 489,000 | 2,081,000 |

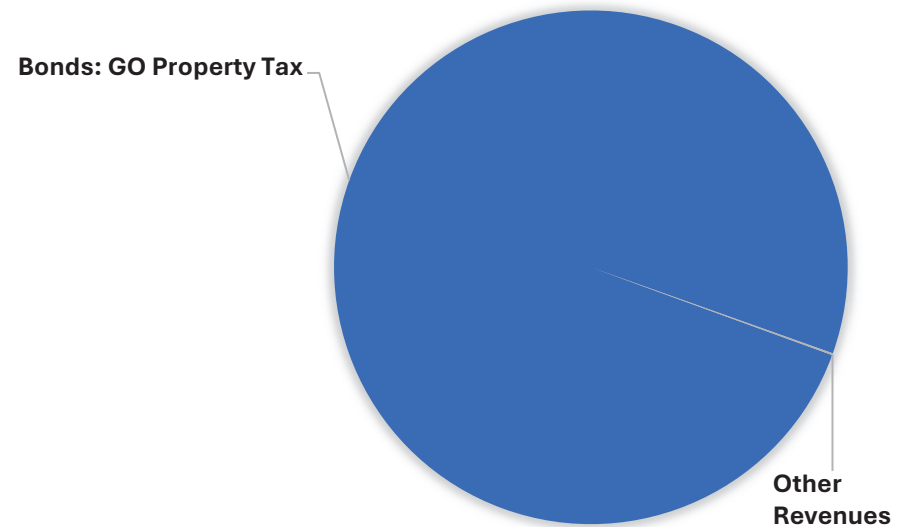
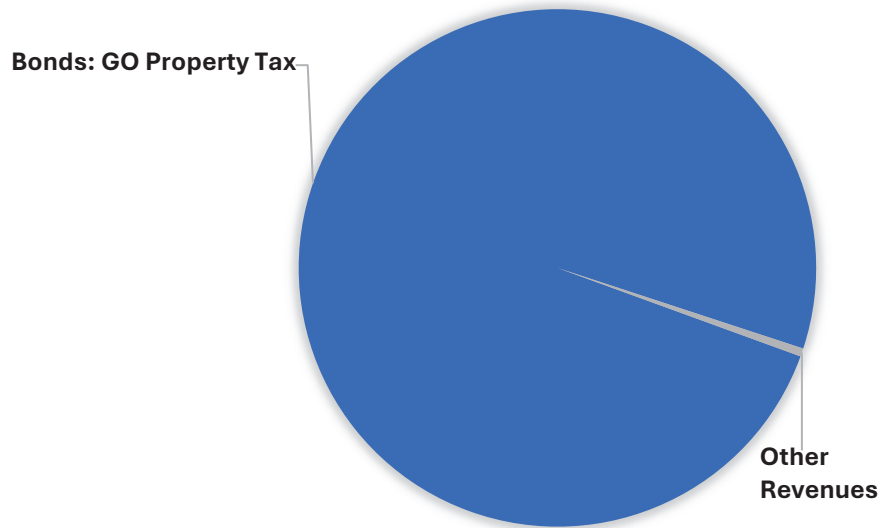
III. Law, Safety and Justice

Revenues | Law, Safety & Justice

The Law, Safety and Justice line of business includes law enforcement, criminal prosecution, legal representation for clients experiencing poverty, and correctional programs. The departments contributing to this major line of business are Law, Safety & Justice Operations, County Attorney's Office, Adult Representation Services, Court Functions, Public Defender's Office, Sheriff's Office, Department of Community Corrections and Rehabilitation.

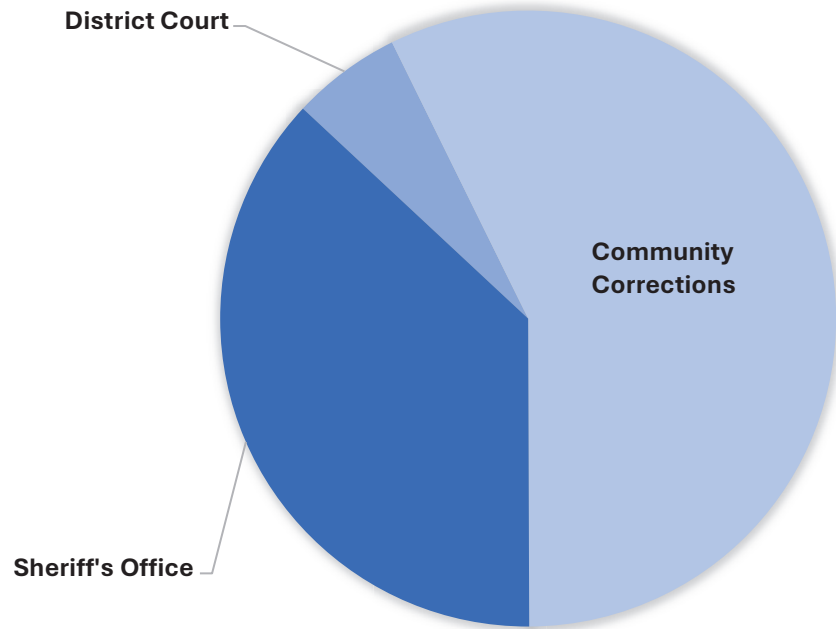
2025 BUDGET

2025 - 2029 CIP

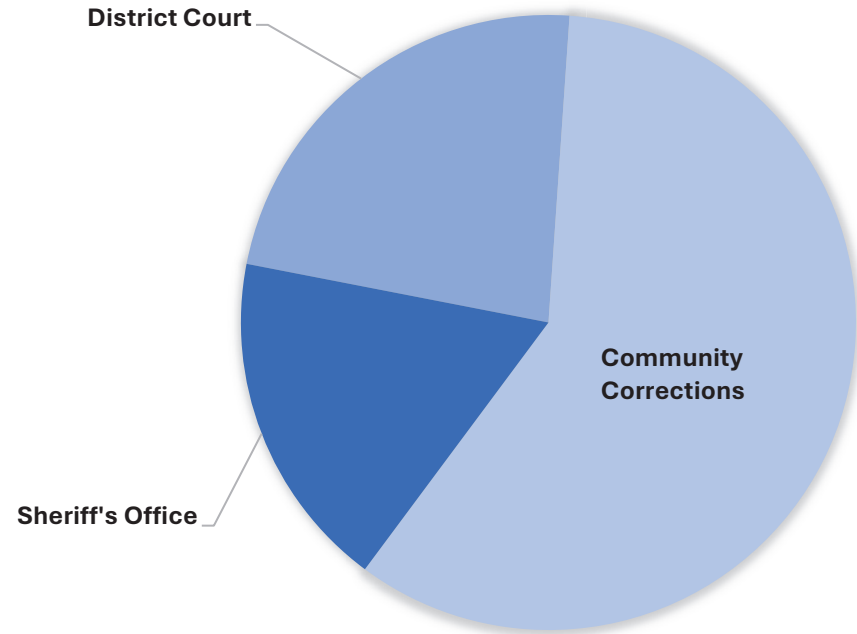


| Revenue Source | 2025 Budget | | 2026 | 2027 | 2028 | 2029 | 2025 - 2029 CIP | |
|------------------------|-------------------|---------------|-------------------|-------------------|------------------|------------------|-------------------|---------------|
| Bonds: GO Property Tax | 19,495,000 | 99.5% | 31,475,000 | 26,025,000 | 3,350,000 | 3,350,000 | 83,695,000 | 99.9% |
| Other Revenues | 100,000 | 0.5% | 0 | 0 | 0 | 0 | 100,000 | 0.1% |
| Total | 19,595,000 | 100.0% | 31,475,000 | 26,025,000 | 3,350,000 | 3,350,000 | 83,795,000 | 100.0% |

2025 BUDGET



2025 - 2029 CIP



| Department | 2025 Budget | | 2026 | 2027 | 2028 | 2029 | 2025 - 2029 CIP | |
|-----------------------|-------------------|---------------|-------------------|-------------------|------------------|------------------|-------------------|---------------|
| District Court | 1,130,000 | 5.8% | 3,485,000 | 12,990,000 | 850,000 | 850,000 | 19,305,000 | 23.0% |
| Community Corrections | 11,215,000 | 57.2% | 20,990,000 | 12,305,000 | 2,500,000 | 2,500,000 | 49,510,000 | 59.1% |
| Sheriff's Office | 7,250,000 | 37.0% | 7,000,000 | 730,000 | 0 | 0 | 14,980,000 | 17.9% |
| Total | 19,595,000 | 100.1% | 31,475,000 | 26,025,000 | 3,350,000 | 3,350,000 | 83,795,000 | 100.0% |

CBTF Recommended: Revenues by Project

NOTE: All Total and subtotal lines precede detail

Projects shaded by Line of Business

| Pg# | Project | Revenue Category | Budget to Date | Budget Remaining | 5-Year Capital Improvement Program | | | | | Beyond 2029 | Total Project |
|---|---------|--|-------------------|-------------------|------------------------------------|-------------------|-------------------|------------------|------------------|-------------|--------------------|
| | | | | | 2025 Budget | 2026 | 2027 | 2028 | 2029 | | |
| LAW, SAFETY & JUSTICE | | | 56,305,000 | 28,588,727 | 19,595,000 | 31,475,000 | 26,025,000 | 3,350,000 | 3,350,000 | 0 | 140,100,000 |
| District Court | | | 6,615,000 | 5,785,821 | 1,130,000 | 3,485,000 | 12,990,000 | 850,000 | 850,000 | 0 | 25,920,000 |
| III-6 | 1008036 | District Court Psychological Services Expansion | 3,370,000 | 3,195,313 | 1,130,000 | 0 | 0 | 0 | 0 | 0 | 4,500,000 |
| | | Bonds - GO | 3,370,000 | | 1,130,000 | 0 | 0 | 0 | 0 | 0 | 4,500,000 |
| III-8 | 1003244 | JJC Hearing Room Modifications | 1,385,000 | 853,130 | 0 | 0 | 0 | 0 | 0 | 0 | 1,385,000 |
| | | Bonds - GO | 1,385,000 | | 0 | 0 | 0 | 0 | 0 | 0 | 1,385,000 |
| III-10 | 1008035 | Courtroom Communications System Refurbishment 2021-2025 | 1,860,000 | 1,737,378 | 0 | 0 | 0 | 0 | 0 | 0 | 1,860,000 |
| | | Bonds - GO | 1,860,000 | | 0 | 0 | 0 | 0 | 0 | 0 | 1,860,000 |
| III-12 | 1010098 | Courtroom Communications System Refurbishment 2026-2030 | 0 | 0 | 0 | 850,000 | 1,650,000 | 850,000 | 850,000 | 0 | 4,200,000 |
| | | Bonds - GO | 0 | | 0 | 850,000 | 1,650,000 | 850,000 | 850,000 | 0 | 4,200,000 |
| III-14 | 1008037 | Government Center C-8 Remodeling | 0 | 0 | 0 | 800,000 | 9,500,000 | 0 | 0 | 0 | 10,300,000 |
| | | Bonds - GO | 0 | | 0 | 800,000 | 9,500,000 | 0 | 0 | 0 | 10,300,000 |
| III-16 | 1010116 | Juvenile Justice Center Courtroom 311 Remodel | 0 | 0 | 0 | 975,000 | 0 | 0 | 0 | 0 | 975,000 |
| | | Bonds - GO | 0 | | 0 | 975,000 | 0 | 0 | 0 | 0 | 975,000 |
| III-18 | 1010197 | District Court PSF Administrative Area Remodeling | 0 | 0 | 0 | 650,000 | 0 | 0 | 0 | 0 | 650,000 |
| | | Bonds - GO | 0 | | 0 | 650,000 | 0 | 0 | 0 | 0 | 650,000 |
| III-20 | 1010904 | Government Center C-3 Housing Court Admin Modifications | 0 | 0 | 0 | 85,000 | 565,000 | 0 | 0 | 0 | 650,000 |
| | | Bonds - GO | 0 | | 0 | 85,000 | 565,000 | 0 | 0 | 0 | 650,000 |
| III-22 | 1010903 | Government Center Courtroom 556 Remodeling | 0 | 0 | 0 | 125,000 | 1,275,000 | 0 | 0 | 0 | 1,400,000 |
| | | Bonds - GO | 0 | | 0 | 125,000 | 1,275,000 | 0 | 0 | 0 | 1,400,000 |
| Community Corrections & Rehabilitation | | | 42,815,000 | 16,173,057 | 11,215,000 | 20,990,000 | 12,305,000 | 2,500,000 | 2,500,000 | 0 | 92,325,000 |
| III-24 | 1009342 | DOCCR Government Center A-8 & A-11 Remodeling | 220,000 | 220,000 | 345,000 | 8,435,000 | 0 | 0 | 0 | 0 | 9,000,000 |
| | | Bonds - GO | 220,000 | | 345,000 | 8,435,000 | 0 | 0 | 0 | 0 | 9,000,000 |
| III-26 | 1008038 | ACF Men's Visitation/Education & Staff Training Remodeling | 1,525,000 | 1,339,339 | 5,000,000 | 7,375,000 | 0 | 0 | 0 | 0 | 13,900,000 |
| | | Property Tax | 100,000 | | 0 | 0 | 0 | 0 | 0 | 0 | 100,000 |
| | | Bonds - GO | 1,425,000 | | 5,000,000 | 7,375,000 | 0 | 0 | 0 | 0 | 13,800,000 |
| III-28 | 1005168 | ACF Program Services Remodel | 100,000 | 100,000 | 0 | 630,000 | 7,340,000 | 0 | 0 | 0 | 8,070,000 |
| | | Property Tax | 100,000 | | 0 | 0 | 0 | 0 | 0 | 0 | 100,000 |
| | | Bonds - GO | 0 | | 0 | 630,000 | 7,340,000 | 0 | 0 | 0 | 7,970,000 |
| III-30 | 1006380 | DOCCR ACF Facility Preservation 2019-2025 | 40,030,000 | 13,627,218 | 4,260,000 | 0 | 0 | 0 | 0 | 0 | 44,290,000 |
| | | Bonds - GO | 40,030,000 | | 4,260,000 | 0 | 0 | 0 | 0 | 0 | 44,290,000 |
| III-32 | 1010183 | DOCCR ACF Facility Preservation 2026-2030 | 0 | 0 | 0 | 2,500,000 | 2,500,000 | 2,500,000 | 2,500,000 | 0 | 10,000,000 |
| | | Bonds - GO | 0 | | 0 | 2,500,000 | 2,500,000 | 2,500,000 | 2,500,000 | 0 | 10,000,000 |
| III-34 | 1010185 | JDC Facility Modifications & Improvements | 940,000 | 886,500 | 710,000 | 1,050,000 | 0 | 0 | 0 | 0 | 2,700,000 |
| | | Bonds - GO | 940,000 | | 710,000 | 1,050,000 | 0 | 0 | 0 | 0 | 2,700,000 |
| III-36 | 1010905 | DOCCR Equipment & Infrastructure Replacement | 0 | 0 | 900,000 | 0 | 0 | 0 | 0 | 0 | 900,000 |
| | | Bonds - GO | 0 | | 900,000 | 0 | 0 | 0 | 0 | 0 | 900,000 |
| III-38 | 1010907 | DOCCR Zones of Security Remodeling | 0 | 0 | 0 | 1,000,000 | 2,465,000 | 0 | 0 | 0 | 3,465,000 |
| | | Bonds - GO | 0 | | 0 | 1,000,000 | 2,465,000 | 0 | 0 | 0 | 3,465,000 |

CBTF Recommended: Revenues by Project

NOTE: All Total and subtotal lines precede detail

Projects shaded by Line of Business

| Pg# | Project | Revenue Category | Budget to Date | Budget Remaining | 5-Year Capital Improvement Program | | | | | Beyond 2029 | Total Project |
|--------|----------------|--|------------------|------------------|------------------------------------|------------------|----------------|----------|----------|-------------|-------------------|
| | | | | | 2025 Budget | 2026 | 2027 | 2028 | 2029 | | |
| | Sheriff | | 6,875,000 | 6,629,850 | 7,250,000 | 7,000,000 | 730,000 | 0 | 0 | 0 | 21,855,000 |
| III-40 | 1011011 | Sheriff's City Hall Admin Space Office Study | 0 | 0 | 100,000 | 0 | 0 | 0 | 0 | 0 | 100,000 |
| | | Other | 0 | | 100,000 | 0 | 0 | 0 | 0 | 0 | 100,000 |
| III-42 | 1011014 | Sheriff's City Hall Locker Room Improvements | 0 | 0 | 200,000 | 1,050,000 | 0 | 0 | 0 | 0 | 1,250,000 |
| | | Bonds - GO | 0 | | 200,000 | 1,050,000 | 0 | 0 | 0 | 0 | 1,250,000 |
| III-44 | 1010179 | City Hall Jail Medical Unit Expansion | 2,500,000 | 2,369,000 | 900,000 | 0 | 0 | 0 | 0 | 0 | 3,400,000 |
| | | Bonds - GO | 2,500,000 | | 900,000 | 0 | 0 | 0 | 0 | 0 | 3,400,000 |
| III-46 | 1010180 | Public Safety Facility Equipment Replacement | 2,735,000 | 2,675,000 | 1,000,000 | 2,265,000 | 0 | 0 | 0 | 0 | 6,000,000 |
| | | Bonds - GO | 2,735,000 | | 1,000,000 | 2,265,000 | 0 | 0 | 0 | 0 | 6,000,000 |
| III-48 | 1010178 | City Hall Jail Finish & Furniture Upgrades | 945,000 | 945,000 | 2,530,000 | 1,985,000 | 730,000 | 0 | 0 | 0 | 6,190,000 |
| | | Bonds - GO | 945,000 | | 2,530,000 | 1,985,000 | 730,000 | 0 | 0 | 0 | 6,190,000 |
| III-50 | 1011012 | Forensics Lab Evidence Intake/Release Office Reconfiguration | 0 | 0 | 500,000 | 0 | 0 | 0 | 0 | 0 | 500,000 |
| | | Bonds - GO | 0 | | 500,000 | 0 | 0 | 0 | 0 | 0 | 500,000 |
| III-52 | 1010182 | Forensics Lab DNA & Firearms Equipment & Space Improvements | 440,000 | 385,850 | 1,245,000 | 0 | 0 | 0 | 0 | 0 | 1,685,000 |
| | | Bonds - GO | 440,000 | | 1,245,000 | 0 | 0 | 0 | 0 | 0 | 1,685,000 |
| III-54 | 1010181 | Forensics Lab Property Room Expansion | 255,000 | 255,000 | 775,000 | 0 | 0 | 0 | 0 | 0 | 1,030,000 |
| | | Bonds - GO | 255,000 | | 775,000 | 0 | 0 | 0 | 0 | 0 | 1,030,000 |
| III-56 | 1009343 | Public Safety Services Division HQ Radio Tower Isolation | 0 | 0 | 0 | 1,700,000 | 0 | 0 | 0 | 0 | 1,700,000 |
| | | Bonds - GO | 0 | | 0 | 1,700,000 | 0 | 0 | 0 | 0 | 1,700,000 |

This page intentionally left blank

Project Name: 1008036 District Court Psychological Services Expansion
Major Program: Law, Safety and Justice
Department: District Court

Funding Start: 2024
Funding Completion: 2025

Summary:

Due to increased demand for services, this project will expand the 4th Judicial District Court's Psychological Services Office at the Hennepin County Government Center.

Purpose & Description:

The purpose of this project is to provide space for District Court's Psychological Services continuing program growth and the development of a separate interview suite. This office currently resides on south end of floor C-5 of the Government Center and is adjacent the Mental Health / Probate Division. It is comprised of additional interview rooms, hotel workstations, workstations, conference rooms and support spaces. District Court highly recommends that the new Psychological Services Office be near Civil Commitment Court (located on C-5) to allow quick access for examiners who frequently return to their offices to read records or await testimony. Examiners need a quiet and distraction-free environment that a drop-in conference room on the court's hallway cannot provide.

This project will remodel approximately 13,500 SF on floor A-5 in the Government Center A-Tower. Psych Services existing 4,300 SF suite on floor C-5 will be vacated and all functions will be relocated to the new A-5 space.

During 2019, the county and the courts conducted a Facility Master Planning Study that focused on identifying the operational, space, staffing and facility needs of the Fourth Judicial District for the next twenty years. This project was one of the recommended program expansions identified in this study. In addition, with the acquisition of the Thrivent Financial building across the street from the Government Center, the county conducted a Downtown Campus Master Plan, primarily to identify departmental relocations to accommodate the move of District Court's Family Court from the county owned Family Justice Center to the Hennepin County Government Center. This plan identified a potential location for Psychological Services on A-5 of the Government Center to grow into, pending availability, as the Downtown Campus Master Plan recommendations are reviewed more closely for final program fit and accommodation.



| REVENUE | Budget To-Date | Act & Enc | Balance | 2025 Budget | 2026 | 2027 | 2028 | 2029 | Future | Total |
|--------------|------------------|----------------|------------------|------------------|------|------|------|------|--------|------------------|
| Bonds - GO | 3,370,000 | 49,767 | 3,320,233 | 1,130,000 | | | | | | 4,500,000 |
| Total | 3,370,000 | 49,767 | 3,320,233 | 1,130,000 | | | | | | 4,500,000 |
| EXPENSE | Budget To-Date | Act & Enc | Balance | 2025 Budget | 2026 | 2027 | 2028 | 2029 | Future | Total |
| Construction | 2,286,000 | | 2,286,000 | 877,000 | | | | | | 3,163,000 |
| Consulting | 229,000 | 174,685 | 54,315 | 82,000 | | | | | | 311,000 |
| Equipment | 90,000 | | 90,000 | | | | | | | 90,000 |
| Furnishings | 533,000 | | 533,000 | 74,000 | | | | | | 607,000 |
| Contingency | 232,000 | | 232,000 | 97,000 | | | | | | 329,000 |
| Total | 3,370,000 | 174,685 | 3,195,315 | 1,130,000 | | | | | | 4,500,000 |

| | |
|--|---------------------------------|
| Project Name: 1008036 District Court Psychological Services Expansion | Funding Start: 2024 |
| Major Program: Law, Safety and Justice | Funding Completion: 2025 |
| Department: District Court | |

| Current Year's CIP Process Summary | Budget To-Date | 2025 Budget | 2026 | 2027 | 2028 | 2029 | Future | Total |
|------------------------------------|----------------|-------------|------|------|------|------|--------|-----------|
| Department Requested | 3,370,000 | 1,130,000 | | | | | | 4,500,000 |
| Administrator Proposed | 3,370,000 | 1,130,000 | | | | | | 4,500,000 |
| CBTF Recommended | 3,370,000 | 1,130,000 | | | | | | 4,500,000 |
| Board Approved Final | 3,370,000 | 1,130,000 | | | | | | 4,500,000 |

Scheduling Milestones (major phases only):

Scoping: 2nd Qtr 2024
 Design: 3rd Qtr 2024
 Procurement: 4th Qtr 2024
 Construction: 1st Qtr 2025
 Completion: 4th Qtr 2025

Project's Effect on the Operating Budget:

This project will have minimal impact on the District Court Operating Budget.

Project's Effect on County Priorities:

Equal Access to Justice: This effort creates a more comfortable experience for court users participating in a psychological evaluation interview and a safer/more clearly designated and secure interview space for Psychological Services staff who are conducting increased amounts of interviews.

Changes from Prior CIP:

The 2025 estimate has increased by \$1,130,000 over the 2024-2028 approved budget as the scope has expanded to include the remodeling of the entire A-5 floor in order to maintain the Psych Services division within one cohesive suite.

Board Resolutions / Supplemental Information:

During 2019, in partnership with the National Center for State Courts, a cross-functional team conducted a Courts Facility Master Planning Study that focused on identifying the operational, staffing and facility needs of the Fourth Judicial District for the next twenty years. This broad-based scope assessment reviewed national trends and best practices in order to benchmark District Court operations and space needs at their four downtown Minneapolis locations and two suburban locations. Detailed case-load assessments were conducted in order to attempt to model future staff and space needs.

In addition, exploration of conceptual space layout options for high level comparative analysis was conducted. After the acquisition of the former Thrivent Financial Building (625 Building) the decision was made by Hennepin County to relocate Family Court operations from the Family Justice Center to the Hennepin County Government Center to consolidate the courts. This created the need for a Courts Facility Master Plan to study and explore potential options and impacts of the proposed move of Family Courts.

The State of Minnesota has 10 Judicial Districts, with specific counties belonging to each District. The 4th Judicial District serves only Hennepin County, and is the state's largest trial court. The 4th Judicial District occupies space in 4 downtown Minneapolis facilities as well as 2 suburban courts facilities.

| Last Year's CIP Process Summary | Budget To-Date | 2024 | 2025 | 2026 | 2027 | 2028 | Future | Total |
|---------------------------------|----------------|-----------|------|------|------|------|--------|-----------|
| Department Requested | | 3,370,000 | | | | | | 3,370,000 |
| Administrator Proposed | | 3,370,000 | | | | | | 3,370,000 |
| CBTF Recommended | | 3,370,000 | | | | | | 3,370,000 |
| Board Approved Final | | 3,370,000 | | | | | | 3,370,000 |

Project Name: 1003244 JJC Hearing Room Modifications
Major Program: Law, Safety and Justice
Department: District Court

Funding Start: 2018
Funding Completion:

Summary:

This project, located at the Juvenile Justice Center (JJC) at 590 Park Ave S in Minneapolis, Minnesota will convert two hearing rooms into one courtroom on the 3rd floor, convert two hearing rooms into one in-custody courtroom on the 2nd floor and provide minor modifications to staff office space on 1st floor.

Purpose & Description:

Juvenile Court has a number of space needs to meet the unique functionality and space requirements of many juvenile hearings. Expanded courtroom space is needed as the existing hearing rooms at the JJC are not currently large enough due to the number of participants entitled to participate. Large conference room space is also needed for Juvenile Court bench and staff to meet.

As an example: The 2nd floor courtrooms are designed to have 2 chairs per party (4 total) and 9 chairs in the gallery. Children In Need of Protective Services (CHIPS) cases may require attendance of the following: 1) the juvenile and if incarcerated, two Sheriff's deputies 2) County Attorney, 3) guardian ad litem, 4) attorney with guardian ad litem, 5) social workers (up to 3 total), 6) mother(s) and her attorney, 7) father(s) and his attorney, 8) additional Sheriff's deputies if any party is in custody 9) Judicial Officer and two court clerks.

Because of this, parties and attorneys who are actively participating in the hearing must do so from the gallery seating. When this occurs, seating for the public does not currently exist. The new courtroom will also allow for ADA compliance/accessibility.

The new courtroom will use trauma-informed principles, improve safety for court staff, and provide proper seating for all parties. Renovation work will utilize existing mechanical, plumbing and electrical infrastructure. Other District Court initiatives such as technology upgrades will be coordinated as appropriate to this project.

Additionally, in support of the juvenile court activities, large conference room space is needed for Juvenile Court bench and staff to meet. The new conference room will supply much needed meeting space. Currently, regular bench meetings and staff meetings occur inside a courtroom as no sufficiently sized conference room space is available.



| REVENUE | Budget To-Date | Act & Enc | Balance | 2025 Budget | 2026 | 2027 | 2028 | 2029 | Future | Total |
|--------------|------------------|----------------|----------------|-------------|------|------|------|------|--------|------------------|
| Bonds - GO | 1,385,000 | 531,870 | 853,130 | | | | | | | 1,385,000 |
| Total | 1,385,000 | 531,870 | 853,130 | | | | | | | 1,385,000 |
| EXPENSE | Budget To-Date | Act & Enc | Balance | 2025 Budget | 2026 | 2027 | 2028 | 2029 | Future | Total |
| Construction | 770,000 | 388,790 | 381,210 | | | | | | | 770,000 |
| Consulting | 122,000 | 118,102 | 3,898 | | | | | | | 122,000 |
| Equipment | 255,000 | 243 | 254,757 | | | | | | | 255,000 |
| Furnishings | 85,000 | 22,683 | 62,317 | | | | | | | 85,000 |
| Other Costs | 28,000 | 2,052 | 25,948 | | | | | | | 28,000 |
| Contingency | 125,000 | | 125,000 | | | | | | | 125,000 |
| Total | 1,385,000 | 531,870 | 853,130 | | | | | | | 1,385,000 |

| | |
|---|----------------------------|
| Project Name: 1003244 JJC Hearing Room Modifications | Funding Start: 2018 |
| Major Program: Law, Safety and Justice | Funding Completion: |
| Department: District Court | |

| Current Year's CIP Process Summary | Budget To-Date | 2025 Budget | 2026 | 2027 | 2028 | 2029 | Future | Total |
|------------------------------------|----------------|-------------|------|------|------|------|--------|-----------|
| Department Requested | 1,385,000 | 500,000 | | | | | | 1,885,000 |
| Administrator Proposed | 1,385,000 | | | | | | | 1,385,000 |
| CBTF Recommended | 1,385,000 | | | | | | | 1,385,000 |
| Board Approved Final | 1,385,000 | | | | | | | 1,385,000 |

| | |
|--|---|
| <p>Scheduling Milestones (major phases only):</p> <p>PHASE 2 (2nd floor Courtroom & 1st Floor Conf.): Design: 3rd Qtr 2024 Procurement: 4th Qtr 2024 Construction: 1st Qtr 2025 Completion: 2nd Qtr 2025</p> <p>Project's Effect on the Operating Budget: This project will have minimal impact the District Court operating budget.</p> <p>Project's Effect on County Priorities: <u>Equal Access to Justice:</u> This project improves fair and equal access to justice for juveniles and their adult supports of Hennepin County. A remodel to this courtroom will create safer, more efficient and more respectful courtroom experiences that are trauma-informed with improved technology. This will benefit all involved in the hearings that occur. It is most important to improve the due process experience for juveniles and their adult supports.</p> <p>Changes from Prior CIP: No changes. The project budget is staying at the amount that was previously approved in the 2024 CIP.</p> | <p>Board Resolutions / Supplemental Information:</p> <p>District Court's Juvenile Division currently has 12 courtrooms and 10 judges. Combining the 2 courtrooms into 1 courtroom on 2nd floor would bring that number to 11 courtrooms available for 10 judges.</p> <p>Phase 1 work was completed in 2018, when two small hearing rooms on 3rd floor of the JJC were remodeled to one courtroom with 1,165 USF to accommodate Juvenile Court proceedings - expenditures for this phase of the project were \$381,000.</p> |
|--|---|

| Last Year's CIP Process Summary | Budget To-Date | 2024 | 2025 | 2026 | 2027 | 2028 | Future | Total |
|---------------------------------|----------------|---------|------|------|------|------|--------|-----------|
| Department Requested | 792,000 | 593,000 | | | | | | 1,385,000 |
| Administrator Proposed | 792,000 | 593,000 | | | | | | 1,385,000 |
| CBTF Recommended | 792,000 | 593,000 | | | | | | 1,385,000 |
| Board Approved Final | 792,000 | 593,000 | | | | | | 1,385,000 |

Project Name: 1008035 Courtroom Communications System Refurbishment 2021-2025
Major Program: Law, Safety and Justice
Department: District Court

Funding Start: 2024
Funding Completion: 2024

Summary:

This project provides for the replacement and upgrade of the communication systems in courtrooms and hearing rooms across Minnesota's 4th Judicial District.

Purpose & Description:

The purpose of this project is to provide upgrades and replacements to the existing courtroom sound systems, which are comprised of high-performance microphones, mixers, amplifiers, speakers and assisted listening systems. The components of the sound system have a life expectancy of ten years. By upgrading the components, the useful life of the individual court sound systems can be extended. When the system components can't be upgraded, the entire sound system is replaced. The courtroom sound systems allow for:

1. Improved speech capabilities in the courtroom
2. Improved audio function
3. Sound recording capabilities
4. Compliance with the latest court guidelines for speech and audio with Americans with Disabilities Act (ADA) requirements

The 4th Judicial District has courtrooms in the following locations: Hennepin County Government Center, Family Justice Center, Juvenile Justice Center, Public Safety Facility, Brookdale Regional Center and the Ridgedale Regional Center.



| REVENUE | Budget To-Date | Act & Enc | Balance | 2025 Budget | 2026 | 2027 | 2028 | 2029 | Future | Total |
|--------------|------------------|----------------|------------------|-------------|------|------|------|------|--------|------------------|
| Bonds - GO | 1,860,000 | 122,622 | 1,737,378 | | | | | | | 1,860,000 |
| Total | 1,860,000 | 122,622 | 1,737,378 | | | | | | | 1,860,000 |

| EXPENSE | Budget To-Date | Act & Enc | Balance | 2025 Budget | 2026 | 2027 | 2028 | 2029 | Future | Total |
|--------------|------------------|----------------|------------------|-------------|------|------|------|------|--------|------------------|
| Construction | 340,000 | 122,622 | 217,378 | | | | | | | 340,000 |
| Consulting | 157,000 | | 157,000 | | | | | | | 157,000 |
| Equipment | 1,213,000 | | 1,213,000 | | | | | | | 1,213,000 |
| Contingency | 150,000 | | 150,000 | | | | | | | 150,000 |
| Total | 1,860,000 | 122,622 | 1,737,378 | | | | | | | 1,860,000 |

| | |
|--|---------------------------------|
| Project Name: 1008035 Courtroom Communications System Refurbishment 2021-2025 | Funding Start: 2024 |
| Major Program: Law, Safety and Justice | Funding Completion: 2024 |
| Department: District Court | |

| Current Year's CIP Process Summary | Budget To-Date | 2025 Budget | 2026 | 2027 | 2028 | 2029 | Future | Total |
|------------------------------------|----------------|-------------|------|------|------|------|--------|-----------|
| Department Requested | 1,860,000 | | | | | | | 1,860,000 |
| Administrator Proposed | 1,860,000 | | | | | | | 1,860,000 |
| CBTF Recommended | 1,860,000 | | | | | | | 1,860,000 |
| Board Approved Final | 1,860,000 | | | | | | | 1,860,000 |

Scheduling Milestones (major phases only):
 In 2024, District Court is requesting the addition of two pilot projects for two courtrooms to include Digital Evidence. This work will require the integration of the audio and video system. Modifications to the communication audio system will be needed.

Project's Effect on the Operating Budget:
 This project will have minimal impact the District Court operating budget.

Project's Effect on County Priorities:
Equal Access to Justice: This project increases fair and equal access to justice for the residents of Hennepin County, by removing technological barriers.

Changes from Prior CIP:
 The 2025 estimate has decreased by \$850,000 from the 2024-2028 budget due to the large balance of available appropriated funding in this project.

Board Resolutions / Supplemental Information:
 The State of Minnesota has 10 Judicial Districts, with specific counties belonging to each District. The 4th Judicial District serves only Hennepin County, and is the state's largest trial court. The 4th Judicial District occupies space in 4 downtown Minneapolis facilities as well as 2 suburban courts facilities. Within these facilities, a total of 89 courtrooms support the operations of the District.

Project Notes:

- The current workplan is to upgrade approximately 10 courtroom sound systems each year beginning in 2024.
- The average cost to refurbish a courtroom sound system has currently about \$70,000.
- Determination of courtrooms to be upgraded is based on several factors. They include: overall service history of the system, priority feedback of systems by users, and existing age of sound system; typically systems that are over 10 years old are on the schedule.
- Some of the sound system installations are over 10 years old and the components within these sound systems are starting to fail. The service calls per year are averaging 150 calls per year.
- This project scope also includes an annual maintenance contract that includes an onsite technician and repair parts at \$218,000 per year.

| Last Year's CIP Process Summary | Budget To-Date | 2024 | 2025 | 2026 | 2027 | 2028 | Future | Total |
|---------------------------------|----------------|-----------|---------|------|------|------|--------|-----------|
| Department Requested | | 1,860,000 | 850,000 | | | | | 2,710,000 |
| Administrator Proposed | | 1,860,000 | 850,000 | | | | | 2,710,000 |
| CBTF Recommended | | 1,860,000 | 850,000 | | | | | 2,710,000 |
| Board Approved Final | | 1,860,000 | 850,000 | | | | | 2,710,000 |

Project Name: 1010098 Courtroom Communications System Refurbishment 2026-2030
Major Program: Law, Safety and Justice
Department: District Court

Funding Start: 2026
Funding Completion: 2029

Summary:

This project provides for the replacement and upgrade of the communication systems in courtrooms and hearing rooms across Minnesota's 4th Judicial District.

Purpose & Description:

The purpose of this project is to provide upgrades and replacements to the existing courtroom sound systems, which are comprised of high-performance microphones, mixers, amplifiers, speakers and assisted listening systems. The components of the sound system have a life expectancy of ten years. By upgrading the components, the useful life of the individual court sound systems can be extended. When the system components can't be upgraded, the entire sound system is replaced. The courtroom sound systems allow for:

1. Improved speech capabilities in the courtroom
2. Improved audio function
3. Sound recording capabilities
4. Compliance with the latest court guidelines for speech and audio with Americans with Disabilities Act (ADA) requirements

The 4th Judicial District has courtrooms in the following locations: Hennepin County Government Center, Family Justice Center, Juvenile Justice Center, Public Safety Facility, Brookdale Regional Center and the Ridgedale Regional Center.



| REVENUE | Budget To-Date | Act & Enc | Balance | 2025 Budget | 2026 | 2027 | 2028 | 2029 | Future | Total |
|--------------|----------------|-----------|---------|-------------|----------------|------------------|----------------|----------------|--------|------------------|
| Bonds - GO | | | | | 850,000 | 1,650,000 | 850,000 | 850,000 | | 4,200,000 |
| Total | | | | | 850,000 | 1,650,000 | 850,000 | 850,000 | | 4,200,000 |
| EXPENSE | Budget To-Date | Act & Enc | Balance | 2025 Budget | 2026 | 2027 | 2028 | 2029 | Future | Total |
| Construction | | | | | 360,000 | 410,000 | 360,000 | 360,000 | | 1,490,000 |
| Consulting | | | | | 75,000 | 140,000 | 75,000 | 75,000 | | 365,000 |
| Equipment | | | | | 350,000 | 955,000 | 350,000 | 350,000 | | 2,005,000 |
| Contingency | | | | | 65,000 | 145,000 | 65,000 | 65,000 | | 340,000 |
| Total | | | | | 850,000 | 1,650,000 | 850,000 | 850,000 | | 4,200,000 |

| | |
|--|---------------------------------|
| Project Name: 1010098 Courtroom Communications System Refurbishment 2026-2030 | Funding Start: 2026 |
| Major Program: Law, Safety and Justice | Funding Completion: 2029 |
| Department: District Court | |

| Current Year's CIP Process Summary | Budget To-Date | 2025 Budget | 2026 | 2027 | 2028 | 2029 | Future | Total |
|------------------------------------|----------------|-------------|---------|-----------|---------|---------|--------|-----------|
| Department Requested | | | 850,000 | 1,650,000 | 850,000 | 850,000 | | 4,200,000 |
| Administrator Proposed | | | 850,000 | 1,650,000 | 850,000 | 850,000 | | 4,200,000 |
| CBTF Recommended | | | 850,000 | 1,650,000 | 850,000 | 850,000 | | 4,200,000 |
| Board Approved Final | | | 850,000 | 1,650,000 | 850,000 | 850,000 | | 4,200,000 |

| |
|---|
| <p>Scheduling Milestones (major phases only):</p> <p>The workplan for 2026-2030 will be defined in the future.</p> |
| <p>Project's Effect on the Operating Budget:</p> <p>This project will have minimal impact the District Court operating budget.</p> |
| <p>Project's Effect on County Priorities:</p> <p>Equal Access to Justice: This project increases fair and equal access to justice for the residents of Hennepin County, by removing technological barriers.</p> |
| <p>Changes from Prior CIP:</p> <p>The 2025 estimate has increased by \$850,000 over the 2024-2028 approved budget due to the addition on another year of funding in the 2029 funding element.</p> |

| |
|---|
| <p>Board Resolutions / Supplemental Information:</p> <p>The State of Minnesota has 10 Judicial Districts, with specific counties belonging to each District. The 4th Judicial District serves only Hennepin County, and is the state's largest trial court. The 4th Judicial District occupies space in 4 downtown Minneapolis facilities as well as 2 suburban courts facilities. Within these facilities, a total of 89 courtrooms support the operations of the District.</p> <p>Project Notes:</p> <ul style="list-style-type: none"> • The current workplan is to upgrade approximately 10 courtroom sound systems each year. • The average cost to refurbish a courtroom sound system has currently about \$70,000. • Determination of courtrooms to be upgraded is based on several factors. They include: overall service history of the system, priority feedback of systems by users, and existing age of sound system; typically systems that are over 10 years old are on the schedule. • Some of the sound system installations are over 10 years old and the components within these sound systems are starting to fail. The service calls per year are averaging 150 calls per year. • This project scope also includes an annual maintenance contract that includes an onsite technician and repair parts. |
|---|

| Last Year's CIP Process Summary | Budget To-Date | 2024 | 2025 | 2026 | 2027 | 2028 | Future | Total |
|---------------------------------|----------------|------|------|---------|-----------|---------|--------|-----------|
| Department Requested | | | | 850,000 | 1,650,000 | 850,000 | | 3,350,000 |
| Administrator Proposed | | | | 850,000 | 1,650,000 | 850,000 | | 3,350,000 |
| CBTF Recommended | | | | 850,000 | 1,650,000 | 850,000 | | 3,350,000 |
| Board Approved Final | | | | 850,000 | 1,650,000 | 850,000 | | 3,350,000 |

Project Name: 1008037 Government Center C-8 Remodeling
Major Program: Law, Safety and Justice
Department: District Court

Funding Start: 2026
Funding Completion: 2027

Summary:

This project will remodel spaces on floor C-8 at the Hennepin County Government Center to create a new In-Custody courtroom with secure holding and judicial chamber, remodel the existing Treatment Courtroom to provide collaborative space efficiencies, reconfigure and update Treatment Court administrative spaces, and relocate the Court Reporter Unit to vacant space on floor C-5.

Purpose & Description:

District Court is requesting to create a secure In-Custody courtroom on C-8. Due to the relocation of Southdale's criminal court operations to the Government Center and the need for the high-volume calendar, C-8 is an ideal location. This new courtroom will address current needs and help with projected growth of In-Custody calendars. This project is a recommendation from the 2019 District Court Facility Master Planning Study that focused on identifying the operational, space, staffing, and facility needs of the Fourth Judicial District for the next twenty years.

The new In-Custody courtroom will be designed as a high-volume courtroom, capable of handling a high case load. This courtroom will have 3 small conference rooms accessible from the public corridor adjacent to the courtroom. These conference rooms will provide space to meet for other judicial partners. A new judicial chamber and judicial staff space will also be provided to support this new courtroom. A new small secure holding area will be provided for those In-Custody with access to the secure elevator in the C-Tower and this new courtroom. A possible location for a new in-custody courtroom to be built is on the north end of C-8, currently occupied by the Court Reporting Unit (CRU) which occupies approximately 2,000 SF. The CRU function, which includes court reporter workspaces and a room for their servers, would then need to be relocated as part of this project. A likely location for the CRU is on C-5 of the Government Center, pending availability. The District Court CourtSmart server room that is currently adjacent to the CRU would potentially need to be re-located on C-8 within the secure judicial corridor.

Additionally, Treatment Court, which currently exists on C-8, has remodeling needs to improve operational efficiencies and improve the client experience through trauma-informed design. Treatment court is a specialized court function that handles clients living with substance use and mental health disorders. The Treatment courtroom currently operates out of a typical general courtroom. Modifications to the Treatment courtroom would be designed in a way that is conducive to the supportive and collaborative environment of Treatment Court programs. Office space for Treatment Court administrative staff will also need to be reconfigured and updated so that it is closer to the courtroom and out of the way of the new In-Custody courtroom functions.



| REVENUE | Budget To-Date | Act & Enc | Balance | 2025 Budget | 2026 | 2027 | 2028 | 2029 | Future | Total |
|--------------|----------------|-----------|---------|-------------|----------------|------------------|------|------|--------|-------------------|
| Bonds - GO | | | | | 800,000 | 9,500,000 | | | | 10,300,000 |
| Total | | | | | 800,000 | 9,500,000 | | | | 10,300,000 |
| EXPENSE | Budget To-Date | Act & Enc | Balance | 2025 Budget | 2026 | 2027 | 2028 | 2029 | Future | Total |
| Construction | | | | | | 7,275,000 | | | | 7,275,000 |
| Consulting | | | | | 800,000 | | | | | 800,000 |
| Equipment | | | | | | 589,000 | | | | 589,000 |
| Furnishings | | | | | | 933,000 | | | | 933,000 |
| Other Costs | | | | | | 48,000 | | | | 48,000 |
| Contingency | | | | | | 655,000 | | | | 655,000 |
| Total | | | | | 800,000 | 9,500,000 | | | | 10,300,000 |

| | |
|---|---------------------------------|
| Project Name: 1008037 Government Center C-8 Remodeling | Funding Start: 2026 |
| Major Program: Law, Safety and Justice | Funding Completion: 2027 |
| Department: District Court | |

| Current Year's CIP Process Summary | Budget To-Date | 2025 Budget | 2026 | 2027 | 2028 | 2029 | Future | Total |
|------------------------------------|----------------|-------------|-----------|-----------|------|------|--------|------------|
| Department Requested | | 780,000 | 9,120,000 | | | | | 9,900,000 |
| Administrator Proposed | | | 800,000 | 9,500,000 | | | | 10,300,000 |
| CBTF Recommended | | | 800,000 | 9,500,000 | | | | 10,300,000 |
| Board Approved Final | | | 800,000 | 9,500,000 | | | | 10,300,000 |

Scheduling Milestones (major phases only):

Scoping: 2026
 Design: 2026
 Procurement: 2027
 Construction: 2027
 Completion: 2028

Project's Effect on the Operating Budget:

Future impacts to the facility and courts operating budget will be determined in the early stages of design.

Project's Effect on County Priorities:

Equal Access to Justice: Adding this additional courtroom contributes to fair and timely resolution of cases and controversies by creating a permanent solution for the continued growth in the criminal court calendar--specifically for secure space needs of incustody hearings.

Changes from Prior CIP:

The original estimate for this project was a placeholder for planning work as there was uncertainty of the project's scope due to potential impacts from the COVID-19 pandemic and the outcome. The 2025 estimate is now reflective of the entire project scope that is planned to be carried-out.

Board Resolutions / Supplemental Information:

During 2019, in partnership with the National Center for State Courts, a cross-functional team conducted a Courts Facility Master Planning Study that focused on identifying the operational, staffing and facility needs of the Fourth Judicial District for the next twenty years. This broad-based scope assessment reviewed national trends and best practices in order to benchmark District Court operations and space needs at their four downtown Minneapolis locations and two suburban locations. Detailed case-load assessments were conducted in order to attempt to model future staff and space needs. In addition, exploration of conceptual space layout options for high level comparative analysis was conducted. After the acquisition of the former Thrivent Financial Building (625 Building) the decision was made by Hennepin County to relocate Family Court operations from the Family Justice Center to the Hennepin County Government Center to consolidate the courts. This created the need for a Courts Facility Master Plan to study and explore potential options and impacts of the proposed move of Family Courts.

The State of Minnesota has 10 Judicial Districts, with specific counties belonging to each District. The 4th Judicial District serves only Hennepin County, and is the state's largest trial court. The 4th Judicial District occupies space in 4 downtown Minneapolis facilities as well as 2 suburban courts facilities. At the Hennepin County Government Center there are 51 courtrooms, of which only two in-custody courtrooms exist on the C-Tower to accommodate in custody defendants.

Notes: The project name has changed, it was previously entitled the 'New In-Custody Courtroom' project.

| Last Year's CIP Process Summary | Budget To-Date | 2024 | 2025 | 2026 | 2027 | 2028 | Future | Total |
|---------------------------------|----------------|------|---------|------|------|------|--------|---------|
| Department Requested | | | 100,000 | | | | | 100,000 |
| Administrator Proposed | | | 100,000 | | | | | 100,000 |
| CBTF Recommended | | | 100,000 | | | | | 100,000 |
| Board Approved Final | | | 100,000 | | | | | 100,000 |

Project Name: 1010116 Juvenile Justice Center Courtroom 311 Remodel
Major Program: Law, Safety and Justice
Department: District Court

Funding Start: 2026
Funding Completion: 2026

Summary:

This project, located at the Juvenile Justice Center in downtown Minneapolis, will remodel the existing courtroom 311 to resolve security concerns and functionality issues for the judicial officer, clerk, counsel, and parties.

Purpose & Description:

This project will fully remodel approximately 800 SF of space in Courtroom 311, which is located on the 3rd floor of the Juvenile Justice Center (JJC). In the existing courtroom, sightlines for the judge and clerk are compromised in viewing all parties. Viewing the mobile monitors for all parties in the courtroom is also difficult. The current bench layout is inefficient and does not allow for required equipment or technology. There is also not enough seating at each counsel table as there could be several parties in any given case. The two existing counsel tables are not enough in size or number to safely house various court proceeding participants.

Remodeling of this courtroom will include new bench layout, new flooring, new wall finishes, and ceiling finishes including lighting upgrades for energy efficient fixtures. This workplan is identical to the work that was done in Courtroom 211 and has been touted as a great success.



| REVENUE | Budget To-Date | Act & Enc | Balance | 2025 Budget | 2026 | 2027 | 2028 | 2029 | Future | Total |
|--------------|----------------|-----------|---------|-------------|----------------|------|------|------|--------|----------------|
| Bonds - GO | | | | | 975,000 | | | | | 975,000 |
| Total | | | | | 975,000 | | | | | 975,000 |

| EXPENSE | Budget To-Date | Act & Enc | Balance | 2025 Budget | 2026 | 2027 | 2028 | 2029 | Future | Total |
|--------------|----------------|-----------|---------|-------------|----------------|------|------|------|--------|----------------|
| Construction | | | | | 643,000 | | | | | 643,000 |
| Consulting | | | | | 118,000 | | | | | 118,000 |
| Equipment | | | | | 101,000 | | | | | 101,000 |
| Furnishings | | | | | 46,000 | | | | | 46,000 |
| Other Costs | | | | | 5,000 | | | | | 5,000 |
| Contingency | | | | | 62,000 | | | | | 62,000 |
| Total | | | | | 975,000 | | | | | 975,000 |

| | |
|--|---------------------------------|
| Project Name: 1010116 Juvenile Justice Center Courtroom 311 Remodel | Funding Start: 2026 |
| Major Program: Law, Safety and Justice | Funding Completion: 2026 |
| Department: District Court | |

| Current Year's CIP Process Summary | Budget To-Date | 2025 Budget | 2026 | 2027 | 2028 | 2029 | Future | Total |
|------------------------------------|----------------|-------------|---------|------|------|------|--------|---------|
| Department Requested | | | 975,000 | | | | | 975,000 |
| Administrator Proposed | | | 975,000 | | | | | 975,000 |
| CBTF Recommended | | | 975,000 | | | | | 975,000 |
| Board Approved Final | | | 975,000 | | | | | 975,000 |

Scheduling Milestones (major phases only):

Scoping: 1st Qtr 2026
 Design: 2nd Qtr 2026
 Procurement: 4th Qtr 2026
 Construction: 1st Qtr 2027
 Completion: 3rd Qtr 2027

Board Resolutions / Supplemental Information:

The State of Minnesota has 10 Judicial Districts, with specific counties belonging to each District. The 4th Judicial District serves only Hennepin County, and is the state's largest trial court. The 4th Judicial District occupies space in 4 downtown Minneapolis facilities as well as 2 suburban courts facilities.

The Juvenile Justice Center located at 590 Park Avenue South in downtown Minneapolis houses the 4th District Court Juvenile Division; providing justice for juvenile offenders in Hennepin County. This four-level building has 12 courtrooms on levels two and three of this 84,000 Gross SF structure and is connected to the Hennepin County Health Services Building, Juvenile Justice Center and, by skyway crossing 6th Street and an underground tunnel, to the Hennepin County Medical Center campus.

Project's Effect on the Operating Budget:

This project will have minimal impact the District Court's operating budget.

Project's Effect on County Priorities:

Equal Access to Justice: This project improves fair and equal access to justice for juveniles and their adult supports of Hennepin County. A remodel to this courtroom will create safer, more efficient and more respectful courtroom experiences that are trauma-informed with improved technology. This will benefit all involved in the hearings that occur. It is most important to improve the due process experience for juveniles and their adult supports.

Changes from Prior CIP:

The 2025 estimate has increase by \$210,000 over the 2024-2028 estimate as anticipated cost have been adjusted to reflect prior work of similar scope.

| Last Year's CIP Process Summary | Budget To-Date | 2024 | 2025 | 2026 | 2027 | 2028 | Future | Total |
|---------------------------------|----------------|--------|---------|---------|------|------|--------|---------|
| Department Requested | | 60,000 | 655,000 | | | | | 715,000 |
| Administrator Proposed | | | 60,000 | 680,000 | | | | 740,000 |
| CBTF Recommended | | 60,000 | 655,000 | | | | | 715,000 |
| Board Approved Final | | | 60,000 | 680,000 | | | | 740,000 |

Project Name: 1010197 District Court PSF Administrative Area Remodeling
Major Program: Law, Safety and Justice
Department: District Court

Funding Start: 2026
Funding Completion: 2026

Summary:

This project will remodel approximately 2,600 USF of the District Court administration space to provide upgraded workstations and additional office space for the division supervisors in the Public Safety Facility on the first floor in downtown Minneapolis.

Purpose & Description:

District Court Administration currently occupies approximately 3,500 USF on the 1st floor of the Public Safety Facility. This space includes 17 workstations and 1 supervisor office. However, the team currently has 21 full time staff and 2 supervisors. Some staff are sharing offices in judicial chambers area, which is fully separate from the rest of the team. Workstations in the office are not the current space standards both in size and panel height. This is a highly collaborative work group in constant communication with one another and the new county office furniture standards will improve daily work flow and efficiency as the wall heights, as they exist now, hinder the group's ability to most effectively do their work.

Due to work process changes since the pandemic, there is some vacant and underutilized spaces in the District Court Administration area. By remodeling the current open workstation area (approx. 2,600 USF) using the new county office standards, fitting the necessary number of workspaces in the current footprint can be achieved.



| REVENUE | Budget To-Date | Act & Enc | Balance | 2025 Budget | 2026 | 2027 | 2028 | 2029 | Future | Total |
|--------------|----------------|-----------|---------|-------------|----------------|------|------|------|--------|----------------|
| Bonds - GO | | | | | 650,000 | | | | | 650,000 |
| Total | | | | | 650,000 | | | | | 650,000 |

| EXPENSE | Budget To-Date | Act & Enc | Balance | 2025 Budget | 2026 | 2027 | 2028 | 2029 | Future | Total |
|--------------|----------------|-----------|---------|-------------|----------------|------|------|------|--------|----------------|
| Construction | | | | | 400,000 | | | | | 400,000 |
| Consulting | | | | | 30,000 | | | | | 30,000 |
| Furnishings | | | | | 170,000 | | | | | 170,000 |
| Contingency | | | | | 50,000 | | | | | 50,000 |
| Total | | | | | 650,000 | | | | | 650,000 |

| | |
|--|---------------------------------|
| Project Name: 1010197 District Court PSF Administrative Area Remodeling | Funding Start: 2026 |
| Major Program: Law, Safety and Justice | Funding Completion: 2026 |
| Department: District Court | |

| Current Year's CIP Process Summary | Budget To-Date | 2025 Budget | 2026 | 2027 | 2028 | 2029 | Future | Total |
|------------------------------------|----------------|-------------|---------|------|------|------|--------|---------|
| Department Requested | | 625,000 | | | | | | 625,000 |
| Administrator Proposed | | | 650,000 | | | | | 650,000 |
| CBTF Recommended | | | 650,000 | | | | | 650,000 |
| Board Approved Final | | | 650,000 | | | | | 650,000 |

Scheduling Milestones (major phases only):

Scoping: 1st Qtr 2026
 Design: 1st Qtr 2026
 Procurement: 2nd Qtr 2026
 Construction: 3rd Qtr 2026
 Completion: 1st Qtr 2027

Board Resolutions / Supplemental Information:

The State of Minnesota has 10 Judicial Districts, with specific counties belonging to each District. The 4th Judicial District serves only Hennepin County and is the state's largest trial court. The 4th Judicial District occupies space in 4 downtown Minneapolis facilities as well as 2 suburban courts facilities.

The Public Safety Facility (PSF) located at 401 South 4th Avenue in downtown Minneapolis, houses the Sheriff's Office (Adult Detention Center / Jail), Community Corrections, Public Defender's Office, Human Services, and Fourth District Court including three in-custody courtrooms. This building is connected to the downtown skyway system and is also connected to HCGC and City Hall via secure tunnels.

Project's Effect on the Operating Budget:

This project will have minimal impact the District Court operating budget.

This project began in 2019 as a District Court Operating project, but this effort was halted due to the pandemic. With rising project costs and tighter operating budgets, this project is now seeking capital funding.

Project's Effect on County Priorities:

Equal Access to Justice: This project would provide a space that fits the needs of court business and administrative staff at the Public Safety Facility, which improves fair and equal access to justice for court participants.

Changes from Prior CIP:

This is a new request. This project will remodel approximately 2,600 USF of the District Court administration space to provide upgraded workstations and additional office space for the division supervisors in the Public Safety Facility on the first floor in downtown Minneapolis.

| Last Year's CIP Process Summary | Budget To-Date | 2024 | 2025 | 2026 | 2027 | 2028 | Future | Total |
|---------------------------------|----------------|------|------|------|------|------|--------|-------|
| Department Requested | | | | | | | | |
| Administrator Proposed | | | | | | | | |
| CBTF Recommended | | | | | | | | |
| Board Approved Final | | | | | | | | |

Project Name: 1010904 Government Center C-3 Housing Court Admin Modifications
Major Program: Law, Safety and Justice
Department: District Court

Funding Start: 2026
Funding Completion: 2027

Summary:

This project will modify the Housing Court counter and administrative area on floor C-3 in the Hennepin County Government Center, in downtown Minneapolis.

Purpose & Description:

District Court's Housing Court Administration is located on floor C-3 in the Government Center where they also operate a public counter. Housing Court operations have outgrown this space, additionally, the public counter is not accessible/ADA compliant.

The current space occupied by District Court Housing Administration includes 8 workstations and 1 supervisor office. The team currently has 10 employees and 1 supervisor, with the possibility of growth in the future. Workstations in the office are not the current space standards, both in size and wall height, and need to be updated. This is a highly-collaborative space, with work occurring among the team and with court customers every day. Currently, some Housing staff must sit in workspaces on the other side of the floor, creating additional workspace in the same area would allow Housing staff to be in close proximity to each other and provide better support to the team among other daily operations.

Additional design is needed to balance privacy for staff and visual access to the counter. Housing Court staff use a counter area to interact with and support court customers. This counter space is not height adjustable, so there is an adjustable table that is placed in front of the counter for staff to sit at, which creates safety and security issues.

This project will create an accessible/ADA compliant space for customers and improve the ergonomic experience for staff.



| REVENUE | Budget To-Date | Act & Enc | Balance | 2025 Budget | 2026 | 2027 | 2028 | 2029 | Future | Total |
|--------------|----------------|-----------|---------|-------------|---------------|----------------|------|------|--------|----------------|
| Bonds - GO | | | | | 85,000 | 565,000 | | | | 650,000 |
| Total | | | | | 85,000 | 565,000 | | | | 650,000 |

| EXPENSE | Budget To-Date | Act & Enc | Balance | 2025 Budget | 2026 | 2027 | 2028 | 2029 | Future | Total |
|--------------|----------------|-----------|---------|-------------|---------------|----------------|------|------|--------|----------------|
| Construction | | | | | | 385,000 | | | | 385,000 |
| Consulting | | | | | 85,000 | | | | | 85,000 |
| Equipment | | | | | | 25,000 | | | | 25,000 |
| Furnishings | | | | | | 115,000 | | | | 115,000 |
| Other Costs | | | | | | 10,000 | | | | 10,000 |
| Contingency | | | | | | 30,000 | | | | 30,000 |
| Total | | | | | 85,000 | 565,000 | | | | 650,000 |

| | |
|--|---------------------------------|
| Project Name: 1010904 Government Center C-3 Housing Court Admin Modifications | Funding Start: 2026 |
| Major Program: Law, Safety and Justice | Funding Completion: 2027 |
| Department: District Court | |

| Current Year's CIP Process Summary | Budget To-Date | 2025 Budget | 2026 | 2027 | 2028 | 2029 | Future | Total |
|------------------------------------|----------------|-------------|---------|---------|------|------|--------|---------|
| Department Requested | | 75,000 | 525,000 | | | | | 600,000 |
| Administrator Proposed | | | 85,000 | 565,000 | | | | 650,000 |
| CBTF Recommended | | | 85,000 | 565,000 | | | | 650,000 |
| Board Approved Final | | | 85,000 | 565,000 | | | | 650,000 |

| | |
|---|---|
| <p>Scheduling Milestones (major phases only):</p> <p>Scoping: 1st Qtr 2026 Design: 3rd Qtr 2026 Procurement: 1st Qtr 2027 Construction: 2nd Qtr 2027 Completion: 3rd Qtr 2027</p> | <p>Board Resolutions / Supplemental Information:</p> |
| <p>Project's Effect on the Operating Budget:</p> <p>This project will have minimal impact on the District Court Operating Budget.</p> | |
| <p>Project's Effect on County Priorities:</p> <p>Equal Access to Justice: This project would provide a space that fits the needs of court business and administrative staff in Housing Court, which improves fair and equal access to justice for court participants.</p> | |
| <p>Changes from Prior CIP:</p> <p>This is a new project request. This project will modify the Housing Court counter and administrative area on floor C-3 in the Hennepin County Government Center, in downtown Minneapolis.</p> | |

| Last Year's CIP Process Summary | Budget To-Date | 2024 | 2025 | 2026 | 2027 | 2028 | Future | Total |
|---------------------------------|----------------|------|------|------|------|------|--------|-------|
| Department Requested | | | | | | | | |
| Administrator Proposed | | | | | | | | |
| CBTF Recommended | | | | | | | | |
| Board Approved Final | | | | | | | | |

Project Name: 1010903 Government Center Courtroom 556 Remodeling
Major Program: Law, Safety and Justice
Department: District Court

Funding Start: 2026
Funding Completion: 2027

Summary:

This project will remodel courtroom 556 in the Hennepin County Government Center, in downtown Minneapolis, to incorporate an in-custody box.

Purpose & Description:

The 4th Judicial District Court operates out of 89 courtrooms in Hennepin County, however District Court has a limited number of courtrooms with an in-custody box that can hold parties in-custody during a hearing. This lack of unique courtroom space continues to be an issue for the courts, particularly with ever increasing Rule 20 mental health hearings and due to the fact that the Probate and Mental Health Division holds in-custody mental health hearings in-person and not virtually.

Courtroom 556, on floor C-5 of the Government Center, is currently used for Probate and Mental Health Division cases. District Court would like to be able to utilize this courtroom for in-custody hearings, as Rule 20 mental health hearings continue to increase.

This project will modify the existing Courtroom 556, to add an in-custody box. Additionally, due to the constraints of the courtroom and the adjacent holding area, the holding area will be remodeled to accommodate the holding box. The current holding area is outdated with older bathrooms and control room on the wall separating the holding area to the courtroom.



| REVENUE | Budget To-Date | Act & Enc | Balance | 2025 Budget | 2026 | 2027 | 2028 | 2029 | Future | Total |
|--------------|----------------|-----------|---------|-------------|----------------|------------------|------|------|--------|------------------|
| Bonds - GO | | | | | 125,000 | 1,275,000 | | | | 1,400,000 |
| Total | | | | | 125,000 | 1,275,000 | | | | 1,400,000 |
| EXPENSE | Budget To-Date | Act & Enc | Balance | 2025 Budget | 2026 | 2027 | 2028 | 2029 | Future | Total |
| Construction | | | | | | 1,030,000 | | | | 1,030,000 |
| Consulting | | | | | 125,000 | | | | | 125,000 |
| Equipment | | | | | | 116,000 | | | | 116,000 |
| Furnishings | | | | | | 47,000 | | | | 47,000 |
| Contingency | | | | | | 82,000 | | | | 82,000 |
| Total | | | | | 125,000 | 1,275,000 | | | | 1,400,000 |

| | |
|---|---------------------------------|
| Project Name: 1010903 Government Center Courtroom 556 Remodeling | Funding Start: 2026 |
| Major Program: Law, Safety and Justice | Funding Completion: 2027 |
| Department: District Court | |

| Current Year's CIP Process Summary | Budget To-Date | 2025 Budget | 2026 | 2027 | 2028 | 2029 | Future | Total |
|------------------------------------|----------------|-------------|---------|-----------|------|------|--------|-----------|
| Department Requested | | | 125,000 | 1,275,000 | | | | 1,400,000 |
| Administrator Proposed | | | 125,000 | 1,275,000 | | | | 1,400,000 |
| CBTF Recommended | | | 125,000 | 1,275,000 | | | | 1,400,000 |
| Board Approved Final | | | 125,000 | 1,275,000 | | | | 1,400,000 |

| | |
|--|---|
| <p>Scheduling Milestones (major phases only):</p> <p>Scoping: 2026 Design: 2026 Procurement: 2026 Construction: 2027 Completion: 2027</p> | <p>Board Resolutions / Supplemental Information:</p> |
| <p>Project's Effect on the Operating Budget:</p> <p>This project will have minimal impact on the District Court Operating Budget.</p> | |
| <p>Project's Effect on County Priorities:</p> <p>Equal Access to Justice: This is a combined effort of District Court and court partners to provide a safe and secure space for in-custody Rule 20 hearings.</p> | |
| <p>Changes from Prior CIP:</p> <p>This is a new request. This project will remodel courtroom 556 in the Hennepin County Government Center, in downtown Minneapolis, to incorporate an in-custody box.</p> | |

| Last Year's CIP Process Summary | Budget To-Date | 2024 | 2025 | 2026 | 2027 | 2028 | Future | Total |
|---------------------------------|----------------|------|------|------|------|------|--------|-------|
| Department Requested | | | | | | | | |
| Administrator Proposed | | | | | | | | |
| CBTF Recommended | | | | | | | | |
| Board Approved Final | | | | | | | | |

Project Name: 1009342 DOCCR Government Center A-8 & A-11 Remodeling
Major Program: Law, Safety and Justice
Department: Community Corrections & Rehabilitation

Funding Start: 2024
Funding Completion: 2026

Summary:

This project will remodel the probation offices on floors A-8 & A-11 at the Hennepin County Government Center (HCGC), located at 300 S Sixth Street in downtown Minneapolis, including providing new secure interview rooms for client meetings and hybrid work setting for staff.

Purpose & Description:

The Department of Community Corrections and Rehabilitation (DOCCR) provides Adult Pre-Adjudication, Probation, and Parole services to its clients in several locations within Hennepin County, including 3 different floors of the Government Center. This project will create zones of security, secure interview rooms and new hybrid office space for DOCCR Probation staff on floors A-8 and A-11 of the Government Center, in accordance with the overall goals of the DOCCR Adult Field Services Long-Range Plan.

DOCCR's current workspaces within the Government Center do not adequately meet these demands. The office spaces on A-8, and A-11 have not been updated or improved since the mid 90's. The current physical design of the floors consists of a maze of individual offices and hallways. These floors within the Government Center have never been fully remodeled and consist of components that are not easily adapted to new uses. The change over from offices to meeting spaces, as well as the addition of new security zones will be more complex due to the age and makeup of existing walls and structures. Some wall reconfiguration is anticipated to change the use of spaces and to meet ADA standards for doorways.

Secure interview rooms on A-8 & A-11 will provide client facing meeting spaces which are safe, secure, and away from staff only workspace. Zones of security is an established concept which has been implemented in several locations by DOCCR in both owned and leased locations. Additionally, the county's new hybrid workspace standards will be used to guide the remodeling of staff office space on each floor. Office modifications will include huddle rooms, open collaborative spaces, wellness rooms, break rooms, and hoteling stations. Remodeled space on A-8 will include a refresh of the existing urinalysis (U/A) collection and processing lab. Each floor has approximately 13,000 USF with the total area of two floors totaling approximately 26,000 USF.



| REVENUE | Budget To-Date | Act & Enc | Balance | 2025 Budget | 2026 | 2027 | 2028 | 2029 | Future | Total |
|--------------|----------------|-----------|----------------|----------------|------------------|------|------|------|--------|------------------|
| Bonds - GO | 220,000 | | 220,000 | 345,000 | 8,435,000 | | | | | 9,000,000 |
| Total | 220,000 | | 220,000 | 345,000 | 8,435,000 | | | | | 9,000,000 |
| EXPENSE | Budget To-Date | Act & Enc | Balance | 2025 Budget | 2026 | 2027 | 2028 | 2029 | Future | Total |
| Construction | | | | | 5,649,000 | | | | | 5,649,000 |
| Consulting | 187,000 | | 187,000 | 345,000 | | | | | | 532,000 |
| Equipment | | | | | 310,000 | | | | | 310,000 |
| Furnishings | | | | | 1,798,000 | | | | | 1,798,000 |
| Other Costs | | | | | 20,000 | | | | | 20,000 |
| Contingency | 33,000 | | 33,000 | | 658,000 | | | | | 691,000 |
| Total | 220,000 | | 220,000 | 345,000 | 8,435,000 | | | | | 9,000,000 |

| | |
|--|---------------------------------|
| Project Name: 1009342 DOCCR Government Center A-8 & A-11 Remodeling | Funding Start: 2024 |
| Major Program: Law, Safety and Justice | Funding Completion: 2026 |
| Department: Community Corrections & Rehabilitation | |

| Current Year's CIP Process Summary | Budget To-Date | 2025 Budget | 2026 | 2027 | 2028 | 2029 | Future | Total |
|------------------------------------|----------------|-------------|-----------|------|------|------|--------|-----------|
| Department Requested | 220,000 | 345,000 | 8,435,000 | | | | | 9,000,000 |
| Administrator Proposed | 220,000 | 345,000 | 8,435,000 | | | | | 9,000,000 |
| CBTF Recommended | 220,000 | 345,000 | 8,435,000 | | | | | 9,000,000 |
| Board Approved Final | 220,000 | 345,000 | 8,435,000 | | | | | 9,000,000 |

Scheduling Milestones (major phases only):

Scoping: 2023
 Design: 2024-2025
 Procurement: 2026
 Construction: 2026-2027
 Completion: 2027

Board Resolutions / Supplemental Information:

Upon completion of this project, DOCCR will be able to close its leased location at Brooklyn Crossings in Brooklyn Center as staff will have space to be re-assigned to the Government Center floors or other probation locations in the community.

Notes: The project name has change, it was previously entitled the 'Government Center Secure Interview Rooms' project.

Project's Effect on the Operating Budget:

This project will enable DOCCR to move to an unassigned work environment and reduce its office space needs as staff from its Brooklyn Crossings leased office will be relocated to shared office space at Brookdale Regional Center and HCGC A-8 locations. This will result in an annual lease savings of approx. \$225,000/yr.

Project's Effect on County Priorities:

Health & Safety: This project will improve health & safety conditions by creating secure interview rooms outside of the secure staff workspace, improve client facing services by providing a safe environment and updated technology resources for clients and staff.

Hybrid Work: This project supports Hennepin County's hybrid work environment by providing unassigned office spaces along with modern amenities for county hybrid.

Changes from Prior CIP:

The original estimate for this project was based on a project scope that only included the creation of secure interview rooms on each floor. This project estimate has increased by \$6,395,000 over the 2024-2028 budget as the project scope now includes remodeling through-out the entire floor on both A-8 & A-11 to create a fully functional hybrid office environment.

| Last Year's CIP Process Summary | Budget To-Date | 2024 | 2025 | 2026 | 2027 | 2028 | Future | Total |
|---------------------------------|----------------|---------|-----------|------|------|------|--------|-----------|
| Department Requested | | 220,000 | 2,385,000 | | | | | 2,605,000 |
| Administrator Proposed | | 220,000 | 2,385,000 | | | | | 2,605,000 |
| CBTF Recommended | | 220,000 | 2,385,000 | | | | | 2,605,000 |
| Board Approved Final | | 220,000 | 2,385,000 | | | | | 2,605,000 |

Project Name: 1008038 ACF Men's Visitation/Education & Staff Training Remodeling
Major Program: Law, Safety and Justice
Department: Community Corrections & Rehabilitation

Funding Start: 2022
Funding Completion: 2026

Summary:

This project will remodel vacant areas in the Adult Corrections Facility (ACF) Industry Building to provide programming space for Child Visitation Area, Vocational Education Center for residents, and an ACF Staff Training Center.

Purpose & Description:

The Adult Corrections Facility's Industry Building, located at 1145 Shenandoah Lane in Plymouth, Minnesota, requires remodeling to accommodate specialized programming for staff, residents, and children of residents.

The Children Visitation Area will be a planned safe space for residents who are mothers or fathers to visit with their child face to face in a setting conducive to this activity.

The purpose of this Vocational Education Center is to provide that bridge to residents who are seeking new job skills. The Vocational Education Center will have a series of classrooms available to residents with training in the industrial trades. Simulation of skills will be provided to residents making it possible for them to earn initial training certificates. These certificates will allow the resident to continue with more hands-on intensive training in that trade. Conference rooms will be designed to facilitate the simulations and the technical overview by the instructor.

The ACF Staff Training Center is a space provided to train staff in situational resident control using simulated environments such as a typical Men's individual living unit and a typical Women's living unit (often shared with one or more residents). The use of these simulated environments to train staff for possible high-risk situations aims to reduce the risk of staff and inmate harm or injuries. Additionally, a new office space for staff will be incorporated.

The overall project size will be approximately 17,600 USF.



| REVENUE | Budget To-Date | Act & Enc | Balance | 2025 Budget | 2026 | 2027 | 2028 | 2029 | Future | Total |
|--------------|------------------|----------------|------------------|------------------|------------------|------|------|------|--------|-------------------|
| Property Tax | 100,000 | 100,000 | | | | | | | | 100,000 |
| Bonds - GO | 1,425,000 | | 1,425,000 | 5,000,000 | 7,375,000 | | | | | 13,800,000 |
| Total | 1,525,000 | 100,000 | 1,425,000 | 5,000,000 | 7,375,000 | | | | | 13,900,000 |
| EXPENSE | Budget To-Date | Act & Enc | Balance | 2025 Budget | 2026 | 2027 | 2028 | 2029 | Future | Total |
| Construction | | | | 4,600,000 | 5,600,000 | | | | | 10,200,000 |
| Consulting | 1,319,000 | 185,661 | 1,133,339 | | 105,000 | | | | | 1,424,000 |
| Equipment | | | | 75,000 | 295,000 | | | | | 370,000 |
| Furnishings | 73,000 | | 73,000 | 142,000 | 600,000 | | | | | 815,000 |
| Contingency | 133,000 | | 133,000 | 183,000 | 775,000 | | | | | 1,091,000 |
| Total | 1,525,000 | 185,661 | 1,339,339 | 5,000,000 | 7,375,000 | | | | | 13,900,000 |

| | |
|---|---------------------------------|
| Project Name: 1008038 ACF Men's Visitation/Education & Staff Training Remodeling | Funding Start: 2022 |
| Major Program: Law, Safety and Justice | Funding Completion: 2026 |
| Department: Community Corrections & Rehabilitation | |

| Current Year's CIP Process Summary | Budget To-Date | 2025 Budget | 2026 | 2027 | 2028 | 2029 | Future | Total |
|------------------------------------|----------------|-------------|-----------|------|------|------|--------|------------|
| Department Requested | 1,525,000 | 11,875,000 | | | | | | 13,400,000 |
| Administrator Proposed | 1,525,000 | 5,000,000 | 7,375,000 | | | | | 13,900,000 |
| CBTF Recommended | 1,525,000 | 5,000,000 | 7,375,000 | | | | | 13,900,000 |
| Board Approved Final | 1,525,000 | 5,000,000 | 7,375,000 | | | | | 13,900,000 |

Scheduling Milestones (major phases only):

Scoping: 2021
 Design: 3rd Qtr 2024
 Procurement: 2nd Qtr 2025
 Construction: 4th Qtr 2025
 Completion: 2nd Qtr 2026

Project's Effect on the Operating Budget:

It is anticipated that there will be increased operational costs with these three programs including staffing, contracting, and facility costs (heating, electrical, plumbing, maintenance, janitorial, etc.).

Project's Effect on County Priorities:

Disparity Reduction: This project will create an industrial trades education center which will help bridge the education gap for those who are incarcerated.

Health & Safety: This project will create a children visitation area - studies indicate that both parents and children benefit from increased communication and interaction during periods of a parent's incarceration. Family visitation improves well-being, lowers misconduct and violence in the facility, and lowers recidivism. Creation of the staff training center will result in better safety and security training and skills for the ACF staff.

Changes from Prior CIP:

The 2025 estimate has increased by \$500,000 over the 2024-2028 approved budget due to increases in escalation as the timeline for this project has been pushed-out.

Board Resolutions / Supplemental Information:

The vacated Industry Area is located on the south side of the Men's ACF on the first floor. This area has been vacant for several years and underutilized.

DOCCR has recently reviewed the "Model Practices for Parents in Prisons and Jails Reducing Barriers to Family Connections" (2019). This project was completed by the Urban Institute. The report indicates that parental incarceration is often stressful and traumatic for children as it can create or contribute to economic and social disruptions in their lives. Incarceration disrupts familial ties and makes it difficult for incarcerated parents to maintain or mend relationships with their children.

Information from the project emphasizes the need for space at the ACF dedicated to family visitation and it highlights the positive results that can come from visitation spaces and programing.

DOCCR was recently awarded a federal Family Visitation Grant. The grant provides \$350,000 through Sept. 30, 2024 The award will be used to design and implement programing at ACF to help improve parent/child relationships and allow parents to stay connected with their children while incarcerated.

| Last Year's CIP Process Summary | Budget To-Date | 2024 | 2025 | 2026 | 2027 | 2028 | Future | Total |
|---------------------------------|----------------|-----------|------------|------|------|------|--------|------------|
| Department Requested | 100,000 | 1,425,000 | 11,875,000 | | | | | 13,400,000 |
| Administrator Proposed | 100,000 | 1,425,000 | 11,875,000 | | | | | 13,400,000 |
| CBTF Recommended | 100,000 | 1,425,000 | 11,875,000 | | | | | 13,400,000 |
| Board Approved Final | 100,000 | 1,425,000 | 11,875,000 | | | | | 13,400,000 |

Project Name: 1005168 ACF Program Services Remodel
Major Program: Law, Safety and Justice
Department: Community Corrections & Rehabilitation

Funding Start: 2022
Funding Completion: 2027

Summary:

This project will remodel approximately 18,800 USF within the Department of Community Corrections & Rehabilitation's (DOCCR) Men's Adult Correctional Facility (ACF) Support Services areas.

Purpose & Description:

The Adult Correctional Facility Men's Section in Plymouth is in need of remodeling to improve efficiency of service delivery and maintain a safe environment for staff and residents. This project will implement changes to support services areas as noted:

The Laundry Room, located on the 1st floor, will require a new single-user ADA compliant toilet room and remodeling to provide an acoustic absorptive ceiling system to control noise levels produced by the machines in this space. Other areas of the first floor will need remodeling to provide ADA compliant accessibility and more efficient delivery of services. Work will be conducted in the following Support Service areas: library, staff offices, post office and canteen space swap, storage room, and staff break room. Total remodel area for this space is approximately 2,200 USF.

Work in the first floor Medical Unit will include a refresh to the entire space of approximately 2,200 USF, including new furniture for the shared medical staff office space (6 workstations) and the Director of Nursing.

A new HVAC Unit is required to provide conditioned air to the spaces on the first floor since no air changes exist in the current state in this zone. The total HVAC work area is anticipated to be approximately 2,600 USF.

The second floor remodeling will focus on the Programing Office area to provide secure interview rooms, minor remodeling in offices, classrooms and new ergonomic office furniture in all the remodeled areas. New efficient LED light fixtures and new flooring will be provided in the remodeled areas. Total second floor remodel area is anticipated to be approximately 11,800 USF.

Total project area is anticipated to be approximately 18,800 USF for all four areas combined. A planning effort will verify the project scope and schedule, which will most likely result in the cost estimate being revised and better defined.



| REVENUE | Budget To-Date | Act & Enc | Balance | 2025 Budget | 2026 | 2027 | 2028 | 2029 | Future | Total |
|--------------|----------------|----------------|---------|-------------|----------------|------------------|------|------|--------|------------------|
| Property Tax | 100,000 | 100,000 | | | | | | | | 100,000 |
| Bonds - GO | | | | | 630,000 | 7,340,000 | | | | 7,970,000 |
| Total | 100,000 | 100,000 | | | 630,000 | 7,340,000 | | | | 8,070,000 |

| EXPENSE | Budget To-Date | Act & Enc | Balance | 2025 Budget | 2026 | 2027 | 2028 | 2029 | Future | Total |
|--------------|----------------|-----------|----------------|-------------|----------------|------------------|------|------|--------|------------------|
| Construction | | | | | | 5,677,000 | | | | 5,677,000 |
| Consulting | 100,000 | | 100,000 | | 466,000 | 117,000 | | | | 683,000 |
| Equipment | | | | | | 138,000 | | | | 138,000 |
| Furnishings | | | | | | 859,000 | | | | 859,000 |
| Other Costs | | | | | | 18,000 | | | | 18,000 |
| Contingency | | | | | 164,000 | 531,000 | | | | 695,000 |
| Total | 100,000 | | 100,000 | | 630,000 | 7,340,000 | | | | 8,070,000 |

| | |
|---|---------------------------------|
| Project Name: 1005168 ACF Program Services Remodel | Funding Start: 2022 |
| Major Program: Law, Safety and Justice | Funding Completion: 2027 |
| Department: Community Corrections & Rehabilitation | |

| Current Year's CIP Process Summary | Budget To-Date | 2025 Budget | 2026 | 2027 | 2028 | 2029 | Future | Total |
|------------------------------------|----------------|-------------|---------|-----------|------|------|--------|-----------|
| Department Requested | 100,000 | | 630,000 | 7,340,000 | | | | 8,070,000 |
| Administrator Proposed | 100,000 | | 630,000 | 7,340,000 | | | | 8,070,000 |
| CBTF Recommended | 100,000 | | 630,000 | 7,340,000 | | | | 8,070,000 |
| Board Approved Final | 100,000 | | 630,000 | 7,340,000 | | | | 8,070,000 |

Scheduling Milestones (major phases only):
 Scoping: 1st Qtr 2025
 Design: 2nd Qtr 2026
 Procurement: 4th Qtr 2026
 Construction: 1st Qtr 2027
 Completion: 4th Qtr 2027

Board Resolutions / Supplemental Information:
 This project is located at the Men's Section of the Adult Correctional Facility (ACF) at 1145 Shenandoah Lane in Plymouth, Minnesota. This building was originally built in 1930 with several additions and remodeling projects done over time.

Project's Effect on the Operating Budget:
 Staff anticipates a small reduction in operating costs due to high efficiency HVAC and LED lighting.

Project's Effect on County Priorities:
Efficiency & Accessibility: This project will create more efficient and effective working and programing spaces. The improvements to meet ADA standards for bathroom facility in laundry room improves the working conditions for individuals with mobility disabilities that are assigned to work in the laundry room.
Disparity Reduction: This project will provide improvements to the classroom area and the medical unit which will provide better health and education options for residents.
Climate Action: The installation of LED light fixtures supports the County's energy consumption reduction goals.

Changes from Prior CIP:
 No changes.

| Last Year's CIP Process Summary | Budget To-Date | 2024 | 2025 | 2026 | 2027 | 2028 | Future | Total |
|---------------------------------|----------------|---------|-----------|---------|-----------|------|--------|-----------|
| Department Requested | 100,000 | 580,000 | 6,770,000 | | | | | 7,450,000 |
| Administrator Proposed | 100,000 | | | 630,000 | 7,340,000 | | | 8,070,000 |
| CBTF Recommended | 100,000 | | | 630,000 | 7,340,000 | | | 8,070,000 |
| Board Approved Final | 100,000 | | | 630,000 | 7,340,000 | | | 8,070,000 |

Project Name: 1006380 DOCCR ACF Facility Preservation 2019-2025
Major Program: Law, Safety and Justice
Department: Community Corrections & Rehabilitation

Funding Start: 2019
Funding Completion: 2025

Summary:

This project will plan for asset preservation projects throughout the Adult Corrections Facility campus in a fiscally responsible manner and will allow scheduling of future replacement of equipment and structural systems.

Purpose & Description:

The Facility Services Department maintains the Adult Corrections Facility (ACF) campus for the Community Corrections & Rehabilitation Department to provide adult correctional services for the county. As costs of new facilities rise, this preservation program will ensure that this significant campus is appropriately maintained, and the physical and economic value is preserved.

Availability of regular funding through this project permits staff to conduct comprehensive building condition surveys and audits of the buildings and site. Staff can then identify and prioritize necessary rehabilitation, replacement, and upgrade work, and follow through by implementing the work in a planned and cost-effective manner. Regular upgrades and replacements provided by this project will prolong the life of the campus facilities, reduce the need for expenditures on unplanned or emergency repairs, stem deterioration of the real estate asset, and reduce dependence on annual operating budgets for repairs.

This project is based on the most recent facility audits, which occurred in 2013 and 2019. Additionally, a study of the Men's Cell Block and associated site features was conducted during 2017 by CNB Architect LLC. The Men's Cell Block Study found new deficiencies and confirmed many others that were previously identified. A heating conversion study was completed in 2019 by EEA making recommendations to upgrade ACF's inefficient and aging boilers. This portion of the project is planned to begin in early 2023. Additionally, many deficiencies have been identified with the Women's building EIFS envelope. Estimates are being gathered and a new envelope system is planned for 2024-2025. These new deficiencies have been built into the five-year asset protection plan for the campus, with the immediate needs of the cell block area being prioritized into the first couple years of this project.



| REVENUE | Budget To-Date | Act & Enc | Balance | 2025 Budget | 2026 | 2027 | 2028 | 2029 | Future | Total |
|--------------|-------------------|-------------------|-------------------|------------------|------|------|------|------|--------|-------------------|
| Bonds - GO | 40,030,000 | 25,196,867 | 14,833,133 | 4,260,000 | | | | | | 44,290,000 |
| Total | 40,030,000 | 25,196,867 | 14,833,133 | 4,260,000 | | | | | | 44,290,000 |
| EXPENSE | Budget To-Date | Act & Enc | Balance | 2025 Budget | 2026 | 2027 | 2028 | 2029 | Future | Total |
| Construction | 32,642,000 | 24,394,398 | 8,247,602 | 3,617,000 | | | | | | 36,259,000 |
| Consulting | 3,620,000 | 2,472,308 | 1,147,692 | 268,000 | | | | | | 3,888,000 |
| Equipment | 142,000 | | 142,000 | | | | | | | 142,000 |
| Furnishings | 30,000 | | 30,000 | | | | | | | 30,000 |
| Other Costs | | 8,731 | (8,731) | | | | | | | |
| Contingency | 3,596,000 | | 3,596,000 | 375,000 | | | | | | 3,971,000 |
| Total | 40,030,000 | 26,875,437 | 13,154,563 | 4,260,000 | | | | | | 44,290,000 |

| | |
|--|---------------------------------|
| Project Name: 1006380 DOCCR ACF Facility Preservation 2019-2025 | Funding Start: 2019 |
| Major Program: Law, Safety and Justice | Funding Completion: 2025 |
| Department: Community Corrections & Rehabilitation | |

| Current Year's CIP Process Summary | Budget To-Date | 2025 Budget | 2026 | 2027 | 2028 | 2029 | Future | Total |
|------------------------------------|----------------|-------------|------|------|------|------|--------|------------|
| Department Requested | 40,030,000 | 4,260,000 | | | | | | 44,290,000 |
| Administrator Proposed | 40,030,000 | 4,260,000 | | | | | | 44,290,000 |
| CBTF Recommended | 40,030,000 | 4,260,000 | | | | | | 44,290,000 |
| Board Approved Final | 40,030,000 | 4,260,000 | | | | | | 44,290,000 |

Scheduling Milestones (major phases only):

- Major mechanical and plumbing infrastructure updates to the cellblocks, window & cell bunk replacements and Segregation unit expansion began in 2021 and was completed in early 2024.
- ACF Men's Shower Upgrade project began in 2023 and will be completed in 2024.
- Campus-wide boiler and HVAC upgrades project began in 2023 and is planned for completion in 2025.
- Women's envelope and window upgrades are planned for 2024-2025.

Project's Effect on the Operating Budget:

Completed work in this project should allow the facility to avoid future repair costs on failing systems. This project also supports the County's energy reduction goals through installation of new boilers and HVAC equipment, LED light fixtures and more energy efficient windows that will save on facility operating costs.

Project's Effect on County Priorities:

Correctional & Facility Standards: This project will bring spaces up to State Building and Dept of Corrections standards, improve health & safety conditions for staff and residents with new bunks, showers, and HVAC improvements to reduce condensation that create slip and fall hazards. This project will also reduce the likelihood of catastrophic mechanical failure that would leave all or part of the facility inoperable.

Changes from Prior CIP:

No changes.

Board Resolutions / Supplemental Information:

This project is located at the Adult Correctional Facility (ACF) in Plymouth, Minnesota. This Men's Section building was originally built in 1930 and the Women's Section was originally built in 1993. There have been several additions and remodeling projects done over time.

This project contains the following components:

| ITEM | TIMELINE | COST |
|---|-----------|--------------|
| Men's Cell Block HVAC (Complete) | 2021-2024 | \$12,200,000 |
| Men's Cell Block Window (Complete) | 2021-2024 | \$ 3,500,000 |
| Men's Cell Block Bunk-Finishes (Complete) | 2021-2024 | \$ 3,500,000 |
| Men's Segregation Unit (Completed) | 2021-2022 | \$ 1,100,000 |
| Men's Shower Upgrade (In Progress) | 2023-2024 | \$ 3,800,000 |
| Men's Hallway-Dining (In Progress) | 2024-2025 | \$ 4,000,000 |
| Campus Boiler & HVAC (In Progress) | 2024-2025 | \$ 3,000,000 |
| Women's Envelope & Windows (Not Started) | 2024-2025 | \$ 3,000,000 |
| Other Campus-wide Preservation (On Going) | 2019-2025 | \$16,150,000 |

RESOLUTION 20-0097 (April 7, 2020): BE IT RESOLVED, that a contract with Ericksen, Ellison and Associates, Inc., for engineering and architectural services for the Adult Corrections Facility (ACF) Asset Protection project (CP 1006380)...in an amount not to exceed \$1,263,720 be approved;

RESOLUTION 21-0122 (March 23, 2021): BE IT RESOLVED, that the award of Contract 5116A0 to Donlar Construction for the Adult Correctional Facility (ACF) Men's Campus Updates project (Capital Project 1006380, Subproject 1006790), in the amount of \$17,327,000 be approved;

Nearly half the work of Contract 5116A0 will be handled by Go Fetch Mechanical, a Minneapolis company owned by Native American women.

| Last Year's CIP Process Summary | Budget To-Date | 2024 | 2025 | 2026 | 2027 | 2028 | Future | Total |
|---------------------------------|----------------|-----------|-----------|------|------|------|--------|------------|
| Department Requested | 36,620,000 | 3,410,000 | 4,260,000 | | | | | 44,290,000 |
| Administrator Proposed | 36,620,000 | 3,410,000 | 4,260,000 | | | | | 44,290,000 |
| CBTF Recommended | 36,620,000 | 3,410,000 | 4,260,000 | | | | | 44,290,000 |
| Board Approved Final | 36,620,000 | 3,410,000 | 4,260,000 | | | | | 44,290,000 |

Project Name: 1010183 DOCCR ACF Facility Preservation 2026-2030
Major Program: Law, Safety and Justice
Department: Community Corrections & Rehabilitation

Funding Start: 2026
Funding Completion: 2029

Summary:

This project will plan for future corrective renovation projects throughout the Adult Corrections Facility (ACF) campus in a fiscally responsible manner and will schedule future replacement of equipment, and structural tuckpointing

Purpose & Description:

The Facility Services Department maintains the ACF campus in order for the Community Corrections & Rehabilitation Department to provide correctional services for the county. As costs of new facilities rise, this preservation program will ensure that these two significant campuses are appropriately maintained, and their physical and economic value preserved.

Availability of regular funding through this project permits staff to conduct comprehensive building condition surveys and audits of the buildings. Staff can then identify and prioritize necessary repair, rehabilitation, replacement, and upgrade work, and follow through by implementing the work in a planned and cost-effective manner. Regular upgrades and replacements provided by this project will prolong the life of these facilities, reduce the need for expenditures on unplanned or emergency repairs, stem deterioration of real estate assets, and also reduce dependence on annual operating budgets for repairs. The current capital funding request is based on the most recent campus-wide facility audits, which occurred in 2018 & 2019.



| REVENUE | Budget To-Date | Act & Enc | Balance | 2025 Budget | 2026 | 2027 | 2028 | 2029 | Future | Total |
|--------------|----------------|-----------|---------|-------------|------------------|------------------|------------------|------------------|--------|-------------------|
| Bonds - GO | | | | | 2,500,000 | 2,500,000 | 2,500,000 | 2,500,000 | | 10,000,000 |
| Total | | | | | 2,500,000 | 2,500,000 | 2,500,000 | 2,500,000 | | 10,000,000 |

| EXPENSE | Budget To-Date | Act & Enc | Balance | 2025 Budget | 2026 | 2027 | 2028 | 2029 | Future | Total |
|--------------|----------------|-----------|---------|-------------|------------------|------------------|------------------|------------------|--------|-------------------|
| Construction | | | | | 2,000,000 | 2,000,000 | 2,000,000 | 2,000,000 | | 8,000,000 |
| Consulting | | | | | 250,000 | 250,000 | 250,000 | 250,000 | | 1,000,000 |
| Contingency | | | | | 250,000 | 250,000 | 250,000 | 250,000 | | 1,000,000 |
| Total | | | | | 2,500,000 | 2,500,000 | 2,500,000 | 2,500,000 | | 10,000,000 |

| | |
|--|---------------------------------|
| Project Name: 1010183 DOCCR ACF Facility Preservation 2026-2030 | Funding Start: 2026 |
| Major Program: Law, Safety and Justice | Funding Completion: 2029 |
| Department: Community Corrections & Rehabilitation | |

| Current Year's CIP Process Summary | Budget To-Date | 2025 Budget | 2026 | 2027 | 2028 | 2029 | Future | Total |
|------------------------------------|----------------|-------------|-----------|-----------|-----------|-----------|--------|------------|
| Department Requested | | | 2,500,000 | 2,500,000 | 2,500,000 | 2,500,000 | | 10,000,000 |
| Administrator Proposed | | | 2,500,000 | 2,500,000 | 2,500,000 | 2,500,000 | | 10,000,000 |
| CBTF Recommended | | | 2,500,000 | 2,500,000 | 2,500,000 | 2,500,000 | | 10,000,000 |
| Board Approved Final | | | 2,500,000 | 2,500,000 | 2,500,000 | 2,500,000 | | 10,000,000 |

| | |
|---|--|
| <p>Scheduling Milestones (major phases only):</p> <p>This project is a collection of smaller infrastructure efforts that are going on at various times throughout the life of this project.</p> <p>MAJOR PROJECTS IN 2026 INCLUDE: (\$2,350,000)</p> <ul style="list-style-type: none"> • Women's Boiler Plant upgrades(\$1,000,000) • Women's Shower upgrades (\$250,000) • Campus LED Lighting upgrades (\$100,000) • Misc. campus mechanical upgrades (\$1,000,000) <p>The workplan for 2027-2030 will be defined in the future.</p> | <p>Board Resolutions / Supplemental Information:</p> <p>This project is located at the Adult Correctional Facility (ACF) in Plymouth, Minnesota. This Men's Section building was originally built in 1930 and the Women's Section was originally built in 1993. There have been several additions and remodeling projects done over time.</p> |
| <p>Project's Effect on the Operating Budget:</p> <p>This project will reduce expenditures for unplanned or emergency repairs as building infrastructure items will be repaired, replaced or upgraded before major issues arise. Reductions to future operational repair expenses are expected.</p> | |
| <p>Project's Effect on County Priorities:</p> <p>Climate Action: Sustainable design elements to be incorporated to align with County's Climate Action Plan.</p> <p>Disparity Reduction: Small business hiring goals for consultants and contractors to align with County's priority to reduce disparities.</p> | |
| <p>Changes from Prior CIP:</p> <p>The 2025 estimate has increased by \$2,500,000 over the 2024-2028 approved budget due to the addition on another year of funding in the 2029 funding element.</p> | |

| Last Year's CIP Process Summary | Budget To-Date | 2024 | 2025 | 2026 | 2027 | 2028 | Future | Total |
|---------------------------------|----------------|------|------|-----------|-----------|-----------|--------|-----------|
| Department Requested | | | | 2,500,000 | 2,500,000 | 2,500,000 | | 7,500,000 |
| Administrator Proposed | | | | 2,500,000 | 2,500,000 | 2,500,000 | | 7,500,000 |
| CBTF Recommended | | | | 2,500,000 | 2,500,000 | 2,500,000 | | 7,500,000 |
| Board Approved Final | | | | 2,500,000 | 2,500,000 | 2,500,000 | | 7,500,000 |

Project Name: 1010185 JDC Facility Modifications & Improvements
Major Program: Law, Safety and Justice
Department: Community Corrections & Rehabilitation

Funding Start: 2024
Funding Completion: 2026

Summary:

This project will carry-out several facility modifications within the Juvenile Detention Center to maintain safety and security as well as provide efficiencies and improved working conditions that match standards across the county.

Purpose & Description:

The Department of Community Corrections and Rehabilitation (DOCCR) operates the Juvenile Detention Center (JDC) located in downtown Minneapolis. As part of the ongoing upkeep of the facility, several updates are needed to maintain the building. The following are several items needing replacement or remodeled:

- Several doors are at the end of their life cycle and need to be replaced for safety and security concerns.
- The curtain-style gymnasium divider needs replacement as it is inoperable due to mechanical failure and ineffective as a secure barrier between the two halves of the gymnasium.
- Dayroom furniture in several living units is in need of replacement. The current furniture was repurposed from the Hennepin County Home School in the early 2000s and are discolored and constructed of hard plastic.
- Remodel and re-design the Women's and Men's bathrooms and showers to also include a wellness room, all-gender shower and bathrooms, laundry room, uniform storage rooms, and a community space for debriefings and required documentation.
- Add staff lockers outside of the secure perimeter to protect established zones of security.
- Update staff breakroom cabinets and amenities.
- Provide efficiencies and technical advancement to support remote courtrooms at the JDC; create efficient storage for body camera docking stations.
- Add a new body scanner for youth weapons/contraband screening, and a new metal detector for visitors.
- Conduct an acoustical study in the facility's living units and programing areas and make improvements as recommended.
- Enhance the security around the outdoor recreation space as well as resurface the playground area within this space.
- Lower level IDF (data closet) room has a mesh cage separating the room from the storage area. The location and footprint are adequate but does not meet IT's current security and mechanical standards.



| REVENUE | Budget To-Date | Act & Enc | Balance | 2025 Budget | 2026 | 2027 | 2028 | 2029 | Future | Total |
|--------------|----------------|---------------|----------------|----------------|------------------|------|------|------|--------|------------------|
| Bonds - GO | 940,000 | 11,680 | 928,320 | 710,000 | 1,050,000 | | | | | 2,700,000 |
| Total | 940,000 | 11,680 | 928,320 | 710,000 | 1,050,000 | | | | | 2,700,000 |
| EXPENSE | Budget To-Date | Act & Enc | Balance | 2025 Budget | 2026 | 2027 | 2028 | 2029 | Future | Total |
| Construction | 120,000 | 9,200 | 110,800 | 192,000 | 445,000 | | | | | 757,000 |
| Consulting | 180,000 | 53,500 | 126,500 | 109,000 | 249,000 | | | | | 538,000 |
| Equipment | 143,000 | | 143,000 | 302,000 | 107,000 | | | | | 552,000 |
| Furnishings | 369,000 | | 369,000 | 79,000 | 158,000 | | | | | 606,000 |
| Contingency | 128,000 | | 128,000 | 28,000 | 91,000 | | | | | 247,000 |
| Total | 940,000 | 62,700 | 877,300 | 710,000 | 1,050,000 | | | | | 2,700,000 |

| | |
|--|---------------------------------|
| Project Name: 1010185 JDC Facility Modifications & Improvements | Funding Start: 2024 |
| Major Program: Law, Safety and Justice | Funding Completion: 2026 |
| Department: Community Corrections & Rehabilitation | |

| Current Year's CIP Process Summary | Budget To-Date | 2025 Budget | 2026 | 2027 | 2028 | 2029 | Future | Total |
|------------------------------------|----------------|-------------|-----------|------|------|------|--------|-----------|
| Department Requested | 940,000 | 1,710,000 | | | | | | 2,650,000 |
| Administrator Proposed | 940,000 | 710,000 | 1,050,000 | | | | | 2,700,000 |
| CBTF Recommended | 940,000 | 710,000 | 1,050,000 | | | | | 2,700,000 |
| Board Approved Final | 940,000 | 710,000 | 1,050,000 | | | | | 2,700,000 |

Scheduling Milestones (major phases only):

Scoping: 1st Qtr 2024
Design: 4th Qtr 2024
Procurement: 3rd Qtr 2025
Construction: 4th Qtr 2025
Completion: 4th Qtr 2026

Project's Effect on the Operating Budget:

Staff anticipates that this project will have minor impacts to the annual operating costs.

Project's Effect on County Priorities:

Health & Safety: These improvements will improve the safety and security of the facility, improve the service delivery and living conditions for the residents, and improve the ability to attract, recruit, and retain employees. It also provides all-gender restrooms and locker rooms in a facility which currently does not have any.

Changes from Prior CIP:

The 2025 estimate has increased by \$1,425,000 over the 2024-2028 approved budget due to additional scope that includes an additional body scanner, as well as acoustical panel installation, minor improvements in some staff spaces, recreation space upgrades and a lower level data closet.

Board Resolutions / Supplemental Information:

The Juvenile Detention Center (JDC) is located at 510 Park Avenue South and was constructed in 1982. The facility is 16,313 Gross SF over five floors and one lower level. It is connected via skyway to the Juvenile Justice Center. It is connected via skyway to the Juvenile Justice Center and sits on the same block with the Juvenile Justice Center and the Health Services Building.

| Last Year's CIP Process Summary | Budget To-Date | 2024 | 2025 | 2026 | 2027 | 2028 | Future | Total |
|---------------------------------|----------------|---------|---------|------|------|------|--------|-----------|
| Department Requested | | 790,000 | 335,000 | | | | | 1,125,000 |
| Administrator Proposed | | 940,000 | 335,000 | | | | | 1,275,000 |
| CBTF Recommended | | 940,000 | 335,000 | | | | | 1,275,000 |
| Board Approved Final | | 940,000 | 335,000 | | | | | 1,275,000 |

Project Name: 1010905 DOCCR Equipment & Infrastructure Replacement
Major Program: Law, Safety and Justice
Department: Community Corrections & Rehabilitation

Funding Start: 2025
Funding Completion: 2025

Summary:

This project will provide the Department of Community Corrections and Rehabilitation (DOCCR) an asset management program for the replacement and upgrade of programmatic infrastructure, furniture and equipment for all of its clients serving locations throughout the county.

Purpose & Description:

The Department of Community Corrections and Rehabilitation (DOCCR) is responsible for maintaining all correctional program infrastructure, equipment, and furniture throughout the County that is not maintained by Facility Services or part of the facility asset preservation program.

This project would allow DOCCR to establish an asset management plan to monitor the maintenance, condition, and replacement of DOCCR correctional program infrastructure, equipment, and furniture along with the ability to prioritize necessary replacement or upgrades in a planned and cost-effective manner. Availability of regular funding through this project would prolong the life of the program assets and reduce the need for expenditures on unplanned or emergency repairs which reduces dependency on annual operating budgets for replacement or asset repairs along with temporary costs incurred during equipment down time.

Additional information is continually learned about the program infrastructure through experience and staff observations. The project would allow for a third-party vendor to assist in creating a prioritized 5-year work plan the will address needed upgrades and refurbishments.

This project will:

1. Replace critical infrastructure that have exceeded their life expectancy,
2. Plan for future equipment and infrastructure replacements by utilizing program condition audits,
3. Maintain the physical infrastructure for DOCCR.

This plan will ensure that the department is maintained in optimal condition and the quality of the services provided to residents can continue well into the future.



| REVENUE | Budget To-Date | Act & Enc | Balance | 2025 Budget | 2026 | 2027 | 2028 | 2029 | Future | Total |
|--------------|----------------|-----------|---------|----------------|------|------|------|------|--------|----------------|
| Bonds - GO | | | | 900,000 | | | | | | 900,000 |
| Total | | | | 900,000 | | | | | | 900,000 |
| EXPENSE | Budget To-Date | Act & Enc | Balance | 2025 Budget | 2026 | 2027 | 2028 | 2029 | Future | Total |
| Construction | | | | 85,000 | | | | | | 85,000 |
| Consulting | | | | 270,000 | | | | | | 270,000 |
| Equipment | | | | 325,000 | | | | | | 325,000 |
| Furnishings | | | | 170,000 | | | | | | 170,000 |
| Contingency | | | | 50,000 | | | | | | 50,000 |
| Total | | | | 900,000 | | | | | | 900,000 |

| | |
|---|---------------------------------|
| Project Name: 1010905 DOCCR Equipment & Infrastructure Replacement | Funding Start: 2025 |
| Major Program: Law, Safety and Justice | Funding Completion: 2025 |
| Department: Community Corrections & Rehabilitation | |

| Current Year's CIP Process Summary | Budget To-Date | 2025 Budget | 2026 | 2027 | 2028 | 2029 | Future | Total |
|------------------------------------|----------------|-------------|------|------|------|------|--------|---------|
| Department Requested | | 900,000 | | | | | | 900,000 |
| Administrator Proposed | | 900,000 | | | | | | 900,000 |
| CBTF Recommended | | 900,000 | | | | | | 900,000 |
| Board Approved Final | | 900,000 | | | | | | 900,000 |

Scheduling Milestones (major phases only):

Program study and audit to be completed in 2025. Future funding request will be determined by the study program audits and age of equipment, infrastructure, and furniture.

Urgent items have been identified for replacement in 2025 include:

- Juvenile Detention Center: industrial dishwasher, water heater, and living mod refrigerators.
- Adult Corrections Facility: pneumatic system and control screens for the cell block door control system, outdoor recreation yard equipment and furniture, dining room resident table/chair replacement, laundry room tables replacement, and updated wireless access points.

Board Resolutions / Supplemental Information:

Project's Effect on the Operating Budget:

Work completed under this project will provide reductions on future operational repair expenses and reduce unplanned or emergency repairs to equipment and infrastructure.

Project's Effect on County Priorities:

Climate Action: New program equipment will be Energy Star rated which will add efficiency to County facilities.

Disparity Reduction: Small business hiring goals for consultants and contractors will be utilized.

Changes from Prior CIP:

This is a new project request. This project will provide DOCCR an asset management program for the replacement and upgrade of programmatic infrastructure, furniture and equipment for all of its clients serving locations throughout the county.

| Last Year's CIP Process Summary | Budget To-Date | 2024 | 2025 | 2026 | 2027 | 2028 | Future | Total |
|---------------------------------|----------------|------|------|------|------|------|--------|-------|
| Department Requested | | | | | | | | |
| Administrator Proposed | | | | | | | | |
| CBTF Recommended | | | | | | | | |
| Board Approved Final | | | | | | | | |

Project Name: 1010907 DOCCR Zones of Security Remodeling
Major Program: Law, Safety and Justice
Department: Community Corrections & Rehabilitation

Funding Start: 2026
Funding Completion: 2027

Summary:

This project will remodel the DOCCR Juvenile Probation space at the Juvenile Justice Center (JJC) and conduct a study to evaluate the feasibility of remodeling the Client & Community Restoration (CCR) site to meet these program needs.

Purpose & Description:

The Department of Community Corrections & Rehabilitation (DOCCR) aspires to adopt zones of security at all DOCCR field locations. The majority of DOCCR Probation and Parole locations have been modified to create zones of security; private and secure interview spaces for client facing meetings and staff only work environments suited for hybrid workers. These changes improve client experience and safety conditions. This change ensures that space in buildings is correctly allocated to specific uses including but not limited to lobby/reception, client and staff meeting, conference and training, staff focus, staff collaboration, staff lounge and wellness spaces. DOCCR has been able to reduce its physical space while at the same time fully meeting the needs of the new hybrid workforce.

This project will remodel a portion of the first floor of the JJC Juvenile Probation suite (8,000 SF) located at 590 Park Ave S. in downtown Minneapolis. Changes will provide:

- Interview rooms for juvenile clients and their families to meet with probation officers in spaces that are safe, secure, and away from the staff only workspaces.
- Public restrooms in the lobby area
- Updated Staff workspaces for onsite and hybrid workers.

In addition, this project will complete a scoping study of the CCR leased facility located at 3000 N Second Street, Minneapolis to determine feasibility of meeting program needs. Desired changes include:

- Separation of Electronic Home Monitoring (EHM) services from Sentence to Service (STS) services located in the buildings garage area. EHM clients and staff will benefit from not being in open air proximity to the garage area and the equipment stored there.
- Creation of zones of security to designate staff/client services areas and staff only work area.
- Staff only work area that meets the needs of onsite and hybrid workers. This area should include touchdown workspaces, focus areas, collaborative areas, conference and training space, staff lounge, and wellness room.



| REVENUE | Budget To-Date | Act & Enc | Balance | 2025 Budget | 2026 | 2027 | 2028 | 2029 | Future | Total |
|--------------|----------------|-----------|---------|-------------|------------------|------------------|------|------|--------|------------------|
| Bonds - GO | | | | | 1,000,000 | 2,465,000 | | | | 3,465,000 |
| Total | | | | | 1,000,000 | 2,465,000 | | | | 3,465,000 |
| EXPENSE | Budget To-Date | Act & Enc | Balance | 2025 Budget | 2026 | 2027 | 2028 | 2029 | Future | Total |
| Construction | | | | | | 2,150,000 | | | | 2,150,000 |
| Consulting | | | | | 395,000 | | | | | 395,000 |
| Equipment | | | | | 110,000 | | | | | 110,000 |
| Furnishings | | | | | 495,000 | | | | | 495,000 |
| Contingency | | | | | | 315,000 | | | | 315,000 |
| Total | | | | | 1,000,000 | 2,465,000 | | | | 3,465,000 |

| | |
|---|---------------------------------|
| Project Name: 1010907 DOCCR Zones of Security Remodeling | Funding Start: 2026 |
| Major Program: Law, Safety and Justice | Funding Completion: 2027 |
| Department: Community Corrections & Rehabilitation | |

| Current Year's CIP Process Summary | Budget To-Date | 2025 Budget | 2026 | 2027 | 2028 | 2029 | Future | Total |
|------------------------------------|----------------|-------------|-----------|-----------|------|------|--------|-----------|
| Department Requested | | 950,000 | 2,380,000 | | | | | 3,330,000 |
| Administrator Proposed | | | 1,000,000 | 2,465,000 | | | | 3,465,000 |
| CBTF Recommended | | | 1,000,000 | 2,465,000 | | | | 3,465,000 |
| Board Approved Final | | | 1,000,000 | 2,465,000 | | | | 3,465,000 |

Scheduling Milestones (major phases only):

Anticipated schedule for JJC:

Scoping: 1st Qtr 2026
 Design: 2nd Qtr 2026
 Procurement: 4th Qtr 2026
 Construction: 1st Qtr 2027
 Completion: 3rd Qtr 2027

Project's Effect on the Operating Budget:

This project will enable DOCCR to move to an unassigned work environment which will reduce the department's needs for additional office space in the future.

Project's Effect on County Priorities:

Health & Safety: This project will improve health & safety conditions by creating zones of security and secure interview rooms outside of the secure staff workspace, improve client facing services by providing a private safe environment and updated technology resources for clients and staff.

Hybrid Work: This project supports Hennepin County's hybrid work environment by providing unassigned office spaces along with modern amenities for county hybrid.

Changes from Prior CIP:

This is a new project request. This project will remodel the DOCCR Juvenile Probation space at the Juvenile Justice Center (JJC) and conduct a study to evaluate the feasibility of remodeling the Client & Community Restoration (CCR) site to meet these program needs.

Board Resolutions / Supplemental Information:

DOCCR has locations supporting both Adult and Juvenile Reentry and Field Service Divisions. Hennepin County owned locations include: the Government Center, the Juvenile Justice Center (JJC), Human Services Building (HSB), the Public Safety Facility (PSF), 1256 Building, the Human Services Center South, Brookdale and Ridgedale Court. DOCCR leased locations: Client & Community Restoration (CCR), Probation Center North (PCN) and the Brooklyn Towers facility.

CCR facilitates three programs from the 3000 N Second Street, Minneapolis location: Sentence to Service (STS), Electric Home Monitoring (EHM) and the Productive Day Program that provides clients with job skills, on-the-job training and pathways to employment.

| Last Year's CIP Process Summary | Budget To-Date | 2024 | 2025 | 2026 | 2027 | 2028 | Future | Total |
|---------------------------------|----------------|------|------|------|------|------|--------|-------|
| Department Requested | | | | | | | | |
| Administrator Proposed | | | | | | | | |
| CBTF Recommended | | | | | | | | |
| Board Approved Final | | | | | | | | |

Project Name: 1011011 Sheriff's City Hall Admin Space Office Study
Major Program: Law, Safety and Justice
Department: Sheriff

Funding Start: 2025
Funding Completion: 2025

Summary:

The Sheriff's administration office space is currently housed in rooms 2, 4, 6 and 22 in the City Hall building in downtown Minneapolis. This project will assess the options related to remodeling office space in City Hall, 625 Building and the 701 Building for the Sheriff's Administration.

Purpose & Description:

The Sheriff's Administration function includes approximately 20 employees who lead the six bureaus within the Sheriff's Office, support the Office of the Sheriff, and lead strategic initiatives that impact Hennepin County residents and the services provided to them.

In 2023, the County Administrator and State Legislature approved the creation of a 5th bureau within the Sheriff's Office. This also created the need to assign an additional major to oversee that bureau. Since that time, a 6th bureau has been approved, requiring a jail administrator position. Additionally, several other positions have been added to directly support the mission and vision of Hennepin County and the Hennepin County Sheriff. This includes an Opioid Response Coordinator, Grants Manager, and communications team.

To support office space for these positions, Sheriff's Administration has re-assigned staff from adjacent, but dis-jointed areas to other spaces with the help of Facilities Services. Some of these spaces have not been updated in many years.

This project will assess the options related to remodeling office space in City Hall, 625 Building and the 701 Building for the Sheriff's Administration as they currently occupy approximately 11,500 USF on the Ground Floor of City Hall. This project will look into options of reconfiguring offices, break rooms and the conference rooms, providing options for additional offices and workstations for additional staff members. Once an option has been approved, the Sheriff's City Hall Administration office space will be reconfigured at City Hall or relocated to a new location.



| REVENUE | Budget To-Date | Act & Enc | Balance | 2025 Budget | 2026 | 2027 | 2028 | 2029 | Future | Total |
|--------------|----------------|-----------|---------|----------------|------|------|------|------|--------|----------------|
| Other | | | | 100,000 | | | | | | 100,000 |
| Total | | | | 100,000 | | | | | | 100,000 |
| EXPENSE | Budget To-Date | Act & Enc | Balance | 2025 Budget | 2026 | 2027 | 2028 | 2029 | Future | Total |
| Consulting | | | | 100,000 | | | | | | 100,000 |
| Total | | | | 100,000 | | | | | | 100,000 |

| | |
|---|---------------------------------|
| Project Name: 1011011 Sheriff's City Hall Admin Space Office Study | Funding Start: 2025 |
| Major Program: Law, Safety and Justice | Funding Completion: 2025 |
| Department: Sheriff | |

| Current Year's CIP Process Summary | Budget To-Date | 2025 Budget | 2026 | 2027 | 2028 | 2029 | Future | Total |
|------------------------------------|----------------|-------------|-----------|-----------|------|------|--------|-----------|
| Department Requested | | 500,000 | 4,000,000 | | | | | 4,500,000 |
| Administrator Proposed | | | | | | | | |
| CBTF Recommended | | | 500,000 | 4,200,000 | | | | 4,700,000 |
| Board Approved Final | | 100,000 | | | | | | 100,000 |

Scheduling Milestones (major phases only):

Scoping: 2025
 Design: TBD
 Procurement: TBD
 Construction: TBD
 Completion: TBD

Project's Effect on the Operating Budget:

Staff anticipates that this project will have minor impacts to the annual operating costs.

Project's Effect on County Priorities:

Climate Action: Sustainable design elements to be incorporated to align with County's Climate Action Plan.

Disparity Reduction: Small business hiring goals for consultants and contractors to align with County's priority to reduce disparities

Changes from Prior CIP:

This is a new project request. This project will assess the options related to remodeling office space in City Hall, 625 Building and the 701 Building for the Sheriff's Administration.

Board Resolutions / Supplemental Information:

RESOLUTION 24-0373R1 (12/12/2024): BE IT FURTHER RESOLVED, that the 2025 Operating and Capital Budgets as proposed by the County Administrator on September 10, 2024, be amended as follows: #22. That the Sheriff's Administrative Space Office Study (CP 1011011) be identified as a project in the 2025 Capital Budget, funded with \$100,000 from the Facility Services & HED Revenue Suspense Account (CP 0039997).

In 2023, the County Administrator and State Legislature approved the creation of a 5th bureau within the Sheriff's Office. This also created the need to assign an additional major to oversee that bureau. Since that time, a 6th bureau has been approved, requiring a jail administrator position. Additionally, several other positions have been added to directly support the mission and vision of Hennepin County and the Hennepin County Sheriff. This includes an Opioid Response Coordinator, Grants Manager, and communications team.

| Last Year's CIP Process Summary | Budget To-Date | 2024 | 2025 | 2026 | 2027 | 2028 | Future | Total |
|---------------------------------|----------------|------|------|------|------|------|--------|-------|
| Department Requested | | | | | | | | |
| Administrator Proposed | | | | | | | | |
| CBTF Recommended | | | | | | | | |
| Board Approved Final | | | | | | | | |

Project Name: 1011014 Sheriff's City Hall Locker Room Improvements
Major Program: Law, Safety and Justice
Department: Sheriff

Funding Start: 2025
Funding Completion: 2026

Summary:

This project will make improvements and updates to the existing Sheriff's Office men's and women's locker rooms to include new lockers, fixtures, and ADA compliant restrooms and showers, located in the City Hall in downtown, Minneapolis.

Purpose & Description:

This project will update the existing men's and women's locker rooms on the Ground Floor of City Hall and covers an area of approximately 2,000 square feet. The locker rooms have not been remodeled since the 1980's. This project will provide new lockers that are larger and more durable as the size of the current lockers are too small to properly secure all of the uniforms and gear that is assigned to Sheriff's Office staff. This project will also update the showers and toilets to meet ADA guidelines.



| REVENUE | Budget To-Date | Act & Enc | Balance | 2025 Budget | 2026 | 2027 | 2028 | 2029 | Future | Total |
|--------------|----------------|-----------|---------|----------------|------------------|------|------|------|--------|------------------|
| Bonds - GO | | | | 200,000 | 1,050,000 | | | | | 1,250,000 |
| Total | | | | 200,000 | 1,050,000 | | | | | 1,250,000 |

| EXPENSE | Budget To-Date | Act & Enc | Balance | 2025 Budget | 2026 | 2027 | 2028 | 2029 | Future | Total |
|--------------|----------------|-----------|---------|----------------|------------------|------|------|------|--------|------------------|
| Construction | | | | | 840,000 | | | | | 840,000 |
| Consulting | | | | 60,000 | | | | | | 60,000 |
| Equipment | | | | | 30,000 | | | | | 30,000 |
| Furnishings | | | | | 180,000 | | | | | 180,000 |
| Contingency | | | | 140,000 | | | | | | 140,000 |
| Total | | | | 200,000 | 1,050,000 | | | | | 1,250,000 |

| | |
|---|---------------------------------|
| Project Name: 1011014 Sheriff's City Hall Locker Room Improvements | Funding Start: 2025 |
| Major Program: Law, Safety and Justice | Funding Completion: 2026 |
| Department: Sheriff | |

| Current Year's CIP Process Summary | Budget To-Date | 2025 Budget | 2026 | 2027 | 2028 | 2029 | Future | Total |
|------------------------------------|----------------|-------------|-----------|------|------|------|--------|-----------|
| Department Requested | | 1,200,000 | | | | | | 1,200,000 |
| Administrator Proposed | | 200,000 | 1,050,000 | | | | | 1,250,000 |
| CBTF Recommended | | 200,000 | 1,050,000 | | | | | 1,250,000 |
| Board Approved Final | | 200,000 | 1,050,000 | | | | | 1,250,000 |

| | |
|---|---|
| <p>Scheduling Milestones (major phases only):</p> <p>Scoping: 2025 Design: 2025 Procurement: 2025 Construction: 2026 Completion: 2026</p> | <p>Board Resolutions / Supplemental Information:</p> |
| <p>Project's Effect on the Operating Budget:</p> <p>Staff anticipates that this project will have minor impacts to the annual operating costs.</p> | |
| <p>Project's Effect on County Priorities:</p> <p>Disparity Reduction: Small business hiring goals for consultants and contractors to align with County's priority to reduce disparities. Improving accessibility in county buildings for employees positively effects the health and employment domains of disparity reduction.</p> | |
| <p>Changes from Prior CIP:</p> <p>This is a new project request. This project will make improvements and updates to the existing Sheriff's Office men's and women's locker rooms to include new lockers, fixtures, and ADA compliant restrooms and showers, located in the City Hall in downtown, Minneapolis.</p> | |

| Last Year's CIP Process Summary | Budget To-Date | 2024 | 2025 | 2026 | 2027 | 2028 | Future | Total |
|---------------------------------|----------------|------|------|------|------|------|--------|-------|
| Department Requested | | | | | | | | |
| Administrator Proposed | | | | | | | | |
| CBTF Recommended | | | | | | | | |
| Board Approved Final | | | | | | | | |

Project Name: 1010179 City Hall Jail Medical Unit Expansion
Major Program: Law, Safety and Justice
Department: Sheriff

Funding Start: 2024
Funding Completion: 2025

Summary:

This project will remodel Sheriff spaces on the Ground floor and 4th floor of the City Hall to expand clinical services for the Sheriff's Medical Unit and improve the functionality of the Sheriff's visitor entry.

Purpose & Description:

The County Jail, known as the Adult Detention Center, operates on Ground Floor, 4th Floor and 5th Floor of the City Hall building, located at 401 3rd Avenue South in downtown, Minneapolis.

The Sheriff's Office visitor entry area is located on the Ground floor, in this space visitors who are traveling to the 4th and 5th floors to visit a resident screened for weapons and contraband. This entry space is in need of more efficient layout for weapons screening equipment and support space.

Behind the visitor entry area is the vacant Sheriff's Intake area. This space will be remodeled to create a new medical clinic space for residents coming down from the ADC via secure elevators. This clinic will be staffed by contracted HCMC Healthcare providers and will take the place of the existing clinic on the 4th floor, which will become the new Health Assessment Clinic and OBGYN Clinic. The current medical clinic has an inefficient space layout which does not reflect the current need. This space will be remodeled to add a new holding room, two exam rooms, accessible toilet, and a larger storage room. This space will also be operated by contracted HCMC Healthcare Providers.



| REVENUE | Budget To-Date | Act & Enc | Balance | 2025 Budget | 2026 | 2027 | 2028 | 2029 | Future | Total |
|--------------|------------------|----------------|------------------|----------------|------|------|------|------|--------|------------------|
| Bonds - GO | 2,500,000 | 25,976 | 2,474,024 | 900,000 | | | | | | 3,400,000 |
| Total | 2,500,000 | 25,976 | 2,474,024 | 900,000 | | | | | | 3,400,000 |
| EXPENSE | Budget To-Date | Act & Enc | Balance | 2025 Budget | 2026 | 2027 | 2028 | 2029 | Future | Total |
| Construction | 1,600,000 | | 1,600,000 | 800,000 | | | | | | 2,400,000 |
| Consulting | 343,000 | 131,000 | 212,000 | | | | | | | 343,000 |
| Equipment | 196,000 | | 196,000 | | | | | | | 196,000 |
| Furnishings | 99,000 | | 99,000 | | | | | | | 99,000 |
| Contingency | 262,000 | | 262,000 | 100,000 | | | | | | 362,000 |
| Total | 2,500,000 | 131,000 | 2,369,000 | 900,000 | | | | | | 3,400,000 |

| | |
|--|---------------------------------|
| Project Name: 1010179 City Hall Jail Medical Unit Expansion | Funding Start: 2024 |
| Major Program: Law, Safety and Justice | Funding Completion: 2025 |
| Department: Sheriff | |

| Current Year's CIP Process Summary | Budget To-Date | 2025 Budget | 2026 | 2027 | 2028 | 2029 | Future | Total |
|------------------------------------|----------------|-------------|------|------|------|------|--------|-----------|
| Department Requested | 2,500,000 | 900,000 | | | | | | 3,400,000 |
| Administrator Proposed | 2,500,000 | 900,000 | | | | | | 3,400,000 |
| CBTF Recommended | 2,500,000 | 900,000 | | | | | | 3,400,000 |
| Board Approved Final | 2,500,000 | 900,000 | | | | | | 3,400,000 |

Scheduling Milestones (major phases only):

Scoping: 4th Qtr 2022
 Design: 1st Qtr 2024
 Procurement: 3rd Qtr 2024
 Construction: 4th Qtr 2024
 Completion: 2nd Qtr 2025

Board Resolutions / Supplemental Information:

Hennepin County is the largest county in the State of Minnesota with a population of over 1.26 million citizens. The Hennepin County Sheriff's Office provides a jail at the Public Safety Facility and at City Hall in downtown Minneapolis for pre-judicated in custody residents charged with a crime. At City Hall, located on 401 Third Avenue South, the jail is on the Ground Floor, Fourth Floor and Fifth Floor of the building and is known as the Adult Detention Center (ADC).

Project's Effect on the Operating Budget:

Staff anticipate this project will have a minimal effect on the operating budget.

The Sheriff's Office contracts with Hennepin County Medical Center for healthcare staff who provide medical services within both the ADC and the Public Safety Facility.

In 2013 there were 2,735 sick call visit orders, this has doubled to 5,508 sick call visit orders in 2022.

Project's Effect on County Priorities:

Health: This project will assist in providing medical care to inmates in custody in the Hennepin County Jail.

Changes from Prior CIP:

The 2025 estimate has increased \$900,000 over the 2024-2028 estimate due to a revised layout design that will improve the security, access to the space, and the movement of the inmates within the space.

| Last Year's CIP Process Summary | Budget To-Date | 2024 | 2025 | 2026 | 2027 | 2028 | Future | Total |
|---------------------------------|----------------|-----------|------|------|------|------|--------|-----------|
| Department Requested | | 2,500,000 | | | | | | 2,500,000 |
| Administrator Proposed | | 2,500,000 | | | | | | 2,500,000 |
| CBTF Recommended | | 2,500,000 | | | | | | 2,500,000 |
| Board Approved Final | | 2,500,000 | | | | | | 2,500,000 |

Project Name: 1010180 Public Safety Facility Equipment Replacement
Major Program: Law, Safety and Justice
Department: Sheriff

Funding Start: 2024
Funding Completion: 2026

Summary:

This project will replace and upgrade safety, security and general program equipment needed to maintain jail operations in the Adult Detention Center (ADC) at the Public Safety Facility (PSF) in downtown Minneapolis.

Purpose & Description:

The Public Safety Facility (PSF) is located at 401 S 4th Ave in downtown Minneapolis. It is one of the two buildings which make up the ADC, the other building being the City Hall, which is located right across the street. The Sheriff's Office occupies a majority of floors from the basement through seventh floor at the PSF. The ADC houses all pre-trial detainees who are arrested in Hennepin County.

At the PSF, most of the major mechanical equipment used for day-to-day operations was installed when the building was completed in 2001 and is now reaching or past the end of its suggested life cycle. This includes is replacement or upgrades of kitchen equipment and appliances i.e., freezers, refrigerators, ovens, etc. and other necessary equipment. Loss or catastrophic failure of any of these would result in failure to serve meals for an average of 700 plus inmates per day.

In addition, building modifications are needed to correct security deficiencies and to improve the efficiency of operations. Safety & security upgrades include security barriers on the upper tiers of the direct supervision areas to improve inmate safety, a remodel of the 3rd floor recreation area to provide additional housing for high-risk inmates, graffiti resistant paint for inmate areas, a new restroom for the PSF intake garage, and a new conveyor system in the PSF Property Room. These projects will both reduce facility liability and reduce labor costs associated with painting, sprinkler head replacements, property damage, and ongoing maintenance.



| REVENUE | Budget To-Date | Act & Enc | Balance | 2025 Budget | 2026 | 2027 | 2028 | 2029 | Future | Total |
|--------------|------------------|---------------|------------------|------------------|------------------|------|------|------|--------|------------------|
| Bonds - GO | 2,735,000 | 29,378 | 2,705,622 | 1,000,000 | 2,265,000 | | | | | 6,000,000 |
| Total | 2,735,000 | 29,378 | 2,705,622 | 1,000,000 | 2,265,000 | | | | | 6,000,000 |

| EXPENSE | Budget To-Date | Act & Enc | Balance | 2025 Budget | 2026 | 2027 | 2028 | 2029 | Future | Total |
|--------------|------------------|------------------|------------------|------------------|------------------|------|------|------|--------|------------------|
| Construction | 1,370,000 | | 1,370,000 | 785,000 | 1,565,000 | | | | | 3,720,000 |
| Consulting | 320,000 | 60,000 | 260,000 | 100,000 | 200,000 | | | | | 620,000 |
| Equipment | 612,000 | 1,263,450 | (651,450) | 75,000 | 450,000 | | | | | 1,137,000 |
| Contingency | 433,000 | | 433,000 | 40,000 | 50,000 | | | | | 523,000 |
| Total | 2,735,000 | 1,323,450 | 1,411,550 | 1,000,000 | 2,265,000 | | | | | 6,000,000 |

| | |
|---|---------------------------------|
| Project Name: 1010180 Public Safety Facility Equipment Replacement | Funding Start: 2024 |
| Major Program: Law, Safety and Justice | Funding Completion: 2026 |
| Department: Sheriff | |

| Current Year's CIP Process Summary | Budget To-Date | 2025 Budget | 2026 | 2027 | 2028 | 2029 | Future | Total |
|------------------------------------|----------------|-------------|-----------|---------|------|------|--------|-----------|
| Department Requested | 2,735,000 | 3,000,000 | 2,265,000 | 600,000 | | | | 8,600,000 |
| Administrator Proposed | 2,735,000 | 1,000,000 | 2,265,000 | | | | | 6,000,000 |
| CBTF Recommended | 2,735,000 | 1,000,000 | 2,265,000 | | | | | 6,000,000 |
| Board Approved Final | 2,735,000 | 1,000,000 | 2,265,000 | | | | | 6,000,000 |

| |
|--|
| <p>Scheduling Milestones (major phases only):</p> <p>The workplan has been divided into 3 priority levels.</p> <ul style="list-style-type: none"> • Priority 1 items - Upper tier security enclosure, floor finishes & conveying system (2024-2025) • Priority 2 items - kitchen and other equipment replacement (2025) • Priority 3 items - Cell ceiling height upgrade & Central record space update (2026-2027) |
| <p>Project's Effect on the Operating Budget:</p> <p>Staff anticipate this project will have a minimal effect on the operating budget.</p> |
| <p>Project's Effect on County Priorities:</p> <p>Health & Safety: These upgrades will create a safer environment for those who use the facility by creating security barriers on upper tier floors to mitigate injuries.</p> |
| <p>Changes from Prior CIP:</p> <p>No changes. This project has been directed to hold the budget at \$6,000,000 to focus only on the most critical project components.</p> |

| |
|---|
| <p>Board Resolutions / Supplemental Information:</p> <p>The work list for this project can be categorized into the following:</p> <ul style="list-style-type: none"> • Safety enclosure (to prevent jumping/suicides) • Property Room conveyer replacement • Kitchen & Laundry equipment replacement • Central Records space modifications • Add ceiling height to special management cells <p>Note: This project will be coordinated with the Public Safety Facility Preservation (#1007236) capital project.</p> |
|---|

| Last Year's CIP Process Summary | Budget To-Date | 2024 | 2025 | 2026 | 2027 | 2028 | Future | Total |
|---------------------------------|----------------|-----------|-----------|-----------|------|------|--------|-----------|
| Department Requested | | 3,935,000 | 1,715,000 | 1,550,000 | | | | 7,200,000 |
| Administrator Proposed | | 2,735,000 | 1,715,000 | 1,550,000 | | | | 6,000,000 |
| CBTF Recommended | | 2,735,000 | 1,715,000 | 1,550,000 | | | | 6,000,000 |
| Board Approved Final | | 2,735,000 | 1,715,000 | 1,550,000 | | | | 6,000,000 |

Project Name: 1010178 City Hall Jail Finish & Furniture Upgrades
Major Program: Law, Safety and Justice
Department: Sheriff

Funding Start: 2024
Funding Completion: 2027

Summary:

This project will upgrade cell bunks, flooring and other worn equipment and finishes needed to maintain jail operations in the Adult Detention Center (ADC) at the City Hall in downtown Minneapolis.

Purpose & Description:

The City Hall is located at 350 S 5th Street in downtown Minneapolis. It is one of the two buildings which make up the ADC, the other building being the Public Safety Facility, which is located right across the street. At the City Hall, the Sheriff's Office occupies the fourth and fifth floors, as well as a portion of the ground level. The ADC houses all pre-trial detainees who are arrested in Hennepin County.

This is a highly used, 24/7 facility that hasn't seen any major facility modifications and upgrades since the mid-2000's. There are many spaces in need of upgrades or replacement to bring the facility back in-line with current facility standards and keep the facility safe and secure for staff and inmates.

Work will include replacing the inmate furniture & bunks where pieces of metal are breaking free and posing a security threat. Other upgrades will include replacing failing ceiling tiles in the inmate areas, replacing broken floor tiles in common areas, asbestos removal in flooring and wall plaster, and replacing aging, rusted, or damaged windows and door frames in inmate areas. Additionally, soundproofing will be added to the inmate gymnasium to allow it to be used without disturbing the City Council Chambers below, this will give inmates greater access to recreational time as required by State of MN Department of Corrections standards.



| REVENUE | Budget To-Date | Act & Enc | Balance | 2025 Budget | 2026 | 2027 | 2028 | 2029 | Future | Total |
|--------------|----------------|-----------|----------------|------------------|------------------|----------------|------|------|--------|------------------|
| Bonds - GO | 945,000 | | 945,000 | 2,530,000 | 1,985,000 | 730,000 | | | | 6,190,000 |
| Total | 945,000 | | 945,000 | 2,530,000 | 1,985,000 | 730,000 | | | | 6,190,000 |
| EXPENSE | Budget To-Date | Act & Enc | Balance | 2025 Budget | 2026 | 2027 | 2028 | 2029 | Future | Total |
| Construction | 262,000 | | 262,000 | 1,156,000 | 1,194,000 | 357,000 | | | | 2,969,000 |
| Consulting | 201,000 | | 201,000 | 80,000 | 94,000 | 36,000 | | | | 411,000 |
| Equipment | | | | 23,000 | 39,000 | 8,000 | | | | 70,000 |
| Furnishings | 426,000 | | 426,000 | 658,000 | 658,000 | 329,000 | | | | 2,071,000 |
| Contingency | 56,000 | | 56,000 | 613,000 | | | | | | 669,000 |
| Total | 945,000 | | 945,000 | 2,530,000 | 1,985,000 | 730,000 | | | | 6,190,000 |

| | |
|---|---------------------------------|
| Project Name: 1010178 City Hall Jail Finish & Furniture Upgrades | Funding Start: 2024 |
| Major Program: Law, Safety and Justice | Funding Completion: 2027 |
| Department: Sheriff | |

| Current Year's CIP Process Summary | Budget To-Date | 2025 Budget | 2026 | 2027 | 2028 | 2029 | Future | Total |
|------------------------------------|----------------|-------------|-----------|---------|------|------|--------|-----------|
| Department Requested | 945,000 | 2,530,000 | 1,985,000 | 730,000 | | | | 6,190,000 |
| Administrator Proposed | 945,000 | 2,530,000 | 1,985,000 | 730,000 | | | | 6,190,000 |
| CBTF Recommended | 945,000 | 2,530,000 | 1,985,000 | 730,000 | | | | 6,190,000 |
| Board Approved Final | 945,000 | 2,530,000 | 1,985,000 | 730,000 | | | | 6,190,000 |

Scheduling Milestones (major phases only):
The workplan has been divided into 3 priority levels.

- Priority 1 items - Bunk replacement and gym flooring (2024-2025)
- Priority 2 items - Control room upgrades (2026)
- Priority 3 items - Hallway flooring upgrades (2027)

Project's Effect on the Operating Budget:
Staff anticipate this project will have a minimal effect on the operating budget.

Project's Effect on County Priorities:
Health & Safety: These upgrades will create a safer environment for staff and inmate by fixing damaged and worn furniture and equipment that can be used to harm others.

Changes from Prior CIP:
No changes.

Board Resolutions / Supplemental Information:
The work list for this project can be categorized into the following:

- Cell bunk replacement
- Gymnasium floor & soundproofing
- Quad/shower ceiling, wall and floor finishes
- Remodel & add security for Quad control rooms
- Wall & flooring asbestos abatement

| Last Year's CIP Process Summary | Budget To-Date | 2024 | 2025 | 2026 | 2027 | 2028 | Future | Total |
|---------------------------------|----------------|---------|-----------|---------|---------|------|--------|-----------|
| Department Requested | | 945,000 | 3,790,000 | 870,000 | 585,000 | | | 6,190,000 |
| Administrator Proposed | | 945,000 | 3,790,000 | 870,000 | 585,000 | | | 6,190,000 |
| CBTF Recommended | | 945,000 | 3,790,000 | 870,000 | 585,000 | | | 6,190,000 |
| Board Approved Final | | 945,000 | 3,790,000 | 870,000 | 585,000 | | | 6,190,000 |

Project Name: 1011012 Forensics Lab Evidence Intake/Release Office Reconfiguration
Major Program: Law, Safety and Justice
Department: Sheriff

Funding Start: 2025
Funding Completion: 2025

Summary:

This project will evaluate options to modernize the Forensics Lab evidence intake and release area at the Forensic Sciences Building located at 531 Park Avenue in downtown Minneapolis.

Purpose & Description:

The existing space for evidence intake and release operations was designed back in 1999. The Sheriff's office has continued to see an increase in evidence volume that enters the facility. The volume of intake has created backlog and extensive wait times for law enforcement to schedule appointments with the Forensic lab.

A modernized evidence intake and release area will create multiple security checkpoints to help monitor all activities taking place in the evidence intake area. A series of evidence lockers will allow law enforcement to drop off evidence at any time of the day. Some of the lockers will be climate controlled to preserve evidence and there will be flammable storage lockers to protect from any possible combustible evidence materials. Adding millwork and countertop space on the staff side will help improve efficiencies to document, label and process all incoming evidence.



| REVENUE | Budget To-Date | Act & Enc | Balance | 2025 Budget | 2026 | 2027 | 2028 | 2029 | Future | Total |
|--------------|----------------|-----------|---------|----------------|------|------|------|------|--------|----------------|
| Bonds - GO | | | | 500,000 | | | | | | 500,000 |
| Total | | | | 500,000 | | | | | | 500,000 |
| EXPENSE | Budget To-Date | Act & Enc | Balance | 2025 Budget | 2026 | 2027 | 2028 | 2029 | Future | Total |
| Consulting | | | | 500,000 | | | | | | 500,000 |
| Total | | | | 500,000 | | | | | | 500,000 |

| | |
|---|---------------------------------|
| Project Name: 1011012 Forensics Lab Evidence Intake/Release Office Reconfiguration | Funding Start: 2025 |
| Major Program: Law, Safety and Justice | Funding Completion: 2025 |
| Department: Sheriff | |

| Current Year's CIP Process Summary | Budget To-Date | 2025 Budget | 2026 | 2027 | 2028 | 2029 | Future | Total |
|------------------------------------|----------------|-------------|-----------|------|------|------|--------|-----------|
| Department Requested | | 1,000,000 | 2,000,000 | | | | | 3,000,000 |
| Administrator Proposed | | 500,000 | | | | | | 500,000 |
| CBTF Recommended | | 500,000 | | | | | | 500,000 |
| Board Approved Final | | 500,000 | | | | | | 500,000 |

Scheduling Milestones (major phases only):

Scoping: 1st Qtr 2025
 Design: TBD
 Procurement: TBD
 Construction: TBD
 Completion: TBD

Board Resolutions / Supplemental Information:

In 1998, the former Central Food Facility that served the Medical Center, was remodeled to accommodate the Medical Examiner's Office and expanded to make room for the Sheriff's Forensic Science Laboratory. This building became known as the Hennepin County Forensic Sciences Building. As the need for services from both agencies continued to increase the need for additional space also increased. On November 1, 2022, the Medical Examiner's Office took ownership of a newly constructed facility in Minnetonka, Minnesota and on January 3, 2022, the Medical Examiner's Office moved into their new facility. The Sheriff's Forensic Sciences Laboratory has expanded into the area that the Medical Examiner's Office vacated in the Hennepin County Forensic Science Building.

Project's Effect on the Operating Budget:

Staff anticipates that this project will have minor impacts to the annual operating costs.

Project's Effect on County Priorities:

Justice: This project will support the Sheriff's Office work in the Justice Domain by assisting in the proper handling of evidence used in crimes, which generally occurs more frequently in areas of poverty.

Changes from Prior CIP:

This is a new project request. This project will evaluate options to modernize the Forensics Lab evidence intake and release area to handle the high volume of activity at the Forensic Sciences Building.

| Last Year's CIP Process Summary | Budget To-Date | 2024 | 2025 | 2026 | 2027 | 2028 | Future | Total |
|---------------------------------|----------------|------|------|------|------|------|--------|-------|
| Department Requested | | | | | | | | |
| Administrator Proposed | | | | | | | | |
| CBTF Recommended | | | | | | | | |
| Board Approved Final | | | | | | | | |

Project Name: 1010182 Forensics Lab DNA & Firearms Equipment & Space Improvements
Major Program: Law, Safety and Justice
Department: Sheriff

Funding Start: 2024
Funding Completion: 2025

Summary:

This project will modernize the Firearms lab and DNA testing area by purchasing analytical instrumentation that uses advanced DNA sequencing technology as well as supporting instruments and equipment that will increase the capacity and efficiency of these functions at the Sheriff's Forensics Laboratory at the Forensics Sciences Building in downtown Minneapolis.


Purpose & Description:

The field of forensic science is constantly evolving, staying at the forefront of technological advancements is crucial for maintaining its effectiveness. DNA sequencing represents the cutting edge of genetic analysis and is increasingly becoming more accessible and cost effective. Embracing sequencing and forensics assures that the Sheriff's Office future-proof its investigative techniques preparing the department to handle more complex cases and harnessing the full potential of DNA as a forensic tool.

Currently, the Hennepin County Sheriff's Office Forensic Science Laboratory (HSCO-FSL) uses polymerase chain reaction (PCR) and capillary electrophoresis (CE)-based analysis methods in its forensic DNA testing procedures. This technology is about 30 years old and has culminated in its ability to meaningfully advance the science. This does not mean that the technology is obsolete, it is anticipated that these methods will still be used for many years, if not decades in the future. However, it will be used alongside more advanced DNA technology known as Next Generation Sequencing (NGS) or sometimes referred to as Massively Parallel Sequencing (MPS). Next Gen Sequencing can provide greater insight into the genetic structure of DNA and unlock investigative information currently unavailable with CE based testing.

This project will provide funding for the purchase of the new analytical instrumentation that uses advanced DNA sequencing technology as well as supporting instruments and equipment. Additionally, since the lab will run both technologies concurrently, this project will also include some minor remodeling to obtain the required additional space for the new sequencing instrumentation as well as space for sample preparation and data analysis. This space has some specific needs related to the amplification of DNA and the need to separate spaces to reduce the chance of contamination.

In addition, the current firearms testing area was designed and constructed in 1999, the original intent of the firearm's testing area was to house one examiner. Over the last 25 years there has been an increased demand and need from the Sheriff's Office to complete firearms examinations. The Sheriff's Office has increased lab personnel from one examiner to five examiners which has created a need to improve the existing lab conditions. Additionally, the State now has accreditation requirements for firearms testing and, in the current conditions, the Sheriff's Office does not meet those requirements.



| REVENUE | Budget To-Date | Act & Enc | Balance | 2025 Budget | 2026 | 2027 | 2028 | 2029 | Future | Total |
|--------------|----------------|---------------|----------------|------------------|------|------|------|------|--------|------------------|
| Bonds - GO | 440,000 | 24,638 | 415,362 | 1,245,000 | | | | | | 1,685,000 |
| Total | 440,000 | 24,638 | 415,362 | 1,245,000 | | | | | | 1,685,000 |

| EXPENSE | Budget To-Date | Act & Enc | Balance | 2025 Budget | 2026 | 2027 | 2028 | 2029 | Future | Total |
|--------------|----------------|---------------|----------------|------------------|------|------|------|------|--------|------------------|
| Construction | 80,000 | | 80,000 | 320,000 | | | | | | 400,000 |
| Consulting | 67,000 | 54,150 | 12,850 | 60,000 | | | | | | 127,000 |
| Equipment | 223,000 | | 223,000 | 570,000 | | | | | | 793,000 |
| Furnishings | 9,000 | | 9,000 | 125,000 | | | | | | 134,000 |
| Contingency | 61,000 | | 61,000 | 170,000 | | | | | | 231,000 |
| Total | 440,000 | 54,150 | 385,850 | 1,245,000 | | | | | | 1,685,000 |

| | |
|--|---------------------------------|
| Project Name: 1010182 Forensics Lab DNA & Firearms Equipment & Space Improvements | Funding Start: 2024 |
| Major Program: Law, Safety and Justice | Funding Completion: 2025 |
| Department: Sheriff | |

| Current Year's CIP Process Summary | Budget To-Date | 2025 Budget | 2026 | 2027 | 2028 | 2029 | Future | Total |
|------------------------------------|----------------|-------------|------|------|------|------|--------|-----------|
| Department Requested | 440,000 | 1,245,000 | | | | | | 1,685,000 |
| Administrator Proposed | 440,000 | 1,245,000 | | | | | | 1,685,000 |
| CBTF Recommended | 440,000 | 1,245,000 | | | | | | 1,685,000 |
| Board Approved Final | 440,000 | 1,245,000 | | | | | | 1,685,000 |

Scheduling Milestones (major phases only):

Scoping: 1st Qtr 2024
 Design: 1st Qtr 2024
 Procurement: 4th Qtr 2024
 Construction: 1st Qtr 2025
 Completion: 3rd Qtr 2025

Board Resolutions / Supplemental Information:

In 1998, the former Central Food Facility that served the Medical Center, was remodeled to accommodate the Medical Examiner's Office and expanded to make room for the Sheriff's Forensic Science Laboratory. This building became known as the Hennepin County Forensic Sciences Building.

The HCSO Forensic Science Laboratory, created in 1965, is an internationally accredited forensic laboratory and is available to serve all municipal law enforcement agencies in Hennepin County, as well as state and national partners at the FBI, ATF and Minnesota State Patrol.

Project's Effect on the Operating Budget:

The Sheriff's Office is anticipating the following operating budget impacts: \$30k/year for the cost of reagents and consumables for sequencing (approx. 400 samples/year); \$10k/year for instrument maintenance agreement; \$1k/yr for additional 24 TB of data storage; and potentially additional analyst time (projected need of 1.5 FTE for technical oversight).

Project's Effect on County Priorities:

Justice: Adding DNA sequencing to the forensic toolkit enhances the reliability of evidence presented in criminal investigations and increases public confidence in the criminal justice process. Embracing this advanced technology, we can reduce the likelihood of wrongful convictions and acquittals by applying science in the pursuit of justice to pave the way for a fairer and more just society.

Changes from Prior CIP:

The 2025 estimate has increased by \$435,000 over the 2024-2028 approved budget due to additional costs associated with security access, staff relocation during construction, and the addition of flooring replacement as well as a small reconfiguration of the adjacent firearms suite.

| Last Year's CIP Process Summary | Budget To-Date | 2024 | 2025 | 2026 | 2027 | 2028 | Future | Total |
|---------------------------------|----------------|---------|---------|------|------|------|--------|-----------|
| Department Requested | | 440,000 | 810,000 | | | | | 1,250,000 |
| Administrator Proposed | | 440,000 | 810,000 | | | | | 1,250,000 |
| CBTF Recommended | | 440,000 | 810,000 | | | | | 1,250,000 |
| Board Approved Final | | 440,000 | 810,000 | | | | | 1,250,000 |

Project Name: 1010181 Forensics Lab Property Room Expansion
Major Program: Law, Safety and Justice
Department: Sheriff

Funding Start: 2024
Funding Completion: 2025

Summary:

This project will remodel and expand the Property Room in the Sheriff's Forensics Laboratory at the Forensics Sciences Building in downtown Minneapolis.

Purpose & Description:

The Hennepin County Sheriff's Office Forensic Science Laboratory (HCSO FSL), occupies approximately 16,700 usable square feet (USF), on two levels of the Forensic Sciences Building which is located at Park Avenue and 6th Street in downtown Minneapolis. When the Forensic Science Laboratory was designed in the mid 1990's, they did not anticipate the extreme growth in forensic testing and associated storage needs. This is attributed to the emergence of high-volume DNA testing, the increase in crimes involving firearms and storage of large volumes of dangerous street drugs, as seen today with the increase in opioids, especially fentanyl. Compounding the evidence storage problems, during the early 2000's the Hennepin County Sheriff began forming multiple county-wide task forces to address the growing problems of gangs, drugs and guns with a subsequent large increase in the volume of long-term storage for evidence recovered by these task forces.

Since 1998, when the Sheriff's Office moved into its current location, both short-term storage (generally held for less than one year) and long-term storage have shared the same space and the same workflow processes. Over time, the existing storage room has been modified to respond to the extreme growth of evidence that has resulted in crowding of the evidence and inefficient work processes for testing and storage. The goal of the project is to separate the work that requires day-to-day access versus the property that is required to be held in perpetuity. The lower-level space is at capacity with long term storage and lacks many of the essential elements that a long-term evidence storage facility should have. These include adequate ventilation, fire suppression, and water/flood control mitigation. Temporary measures such as chain link fencing, added shelving, additional security, and inventory management upgrades are not able to accommodate the overall increase in storage volumes, access needs, and workflow processes.



| REVENUE | Budget To-Date | Act & Enc | Balance | 2025 Budget | 2026 | 2027 | 2028 | 2029 | Future | Total |
|--------------|----------------|-----------|----------------|----------------|------|------|------|------|--------|------------------|
| Bonds - GO | 255,000 | | 255,000 | 775,000 | | | | | | 1,030,000 |
| Total | 255,000 | | 255,000 | 775,000 | | | | | | 1,030,000 |

| EXPENSE | Budget To-Date | Act & Enc | Balance | 2025 Budget | 2026 | 2027 | 2028 | 2029 | Future | Total |
|--------------|----------------|-----------|----------------|----------------|------|------|------|------|--------|------------------|
| Construction | 109,000 | | 109,000 | 356,000 | | | | | | 465,000 |
| Consulting | 76,000 | | 76,000 | 41,000 | | | | | | 117,000 |
| Equipment | | | | 83,000 | | | | | | 83,000 |
| Furnishings | 31,000 | | 31,000 | 132,000 | | | | | | 163,000 |
| Contingency | 39,000 | | 39,000 | 163,000 | | | | | | 202,000 |
| Total | 255,000 | | 255,000 | 775,000 | | | | | | 1,030,000 |

| | |
|--|---------------------------------|
| Project Name: 1010181 Forensics Lab Property Room Expansion | Funding Start: 2024 |
| Major Program: Law, Safety and Justice | Funding Completion: 2025 |
| Department: Sheriff | |

| Current Year's CIP Process Summary | Budget To-Date | 2025 Budget | 2026 | 2027 | 2028 | 2029 | Future | Total |
|------------------------------------|----------------|-------------|------|------|------|------|--------|-----------|
| Department Requested | 255,000 | 775,000 | | | | | | 1,030,000 |
| Administrator Proposed | 255,000 | 775,000 | | | | | | 1,030,000 |
| CBTF Recommended | 255,000 | 775,000 | | | | | | 1,030,000 |
| Board Approved Final | 255,000 | 775,000 | | | | | | 1,030,000 |

Scheduling Milestones (major phases only):

Scoping: 1st Qtr 2024
 Design: 2nd Qtr 2024
 Procurement: 4th Qtr 2024
 Construction: 1st Qtr 2025
 Completion: 3rd Qtr 2025

Board Resolutions / Supplemental Information:

In 1998, the former Central Food Facility that served the Medical Center, was remodeled to accommodate the Medical Examiner's Office and expanded to make room for the Sheriff's Forensic Science Laboratory. This building became known as the Hennepin County Forensic Sciences Building.

The HCSO Forensic Science Laboratory, created in 1965, is an internationally accredited forensic laboratory and is available to serve all municipal law enforcement agencies in Hennepin County, as well as state and national partners at the FBI, ATF and Minnesota State Patrol. The crime lab has experienced tremendous caseload and evidence submission growth in recent years. For example, in 2016 the lab had 12,384 items of evidence associated with cases, in 2022 that number grew to 16,733, an increase of 35%.

Project's Effect on the Operating Budget:

Annual maintenance fees for new property room software are estimated at \$5,000/yr. However, improved evidence storage and management for modern forensic testing will result in significant cost savings over time by increasing the efficiency of evidence management and ensuring evidence integrity by having a secure location with controlled access where evidence can be properly labeled, stored, and tracked to prevent tampering or contamination.

Project's Effect on County Priorities:

Health & Safety: Updated evidence space will provide a safe and comfortable environment for lab employees who currently work in old, cramped, and overflowing conditions that are a health and safety concern.

Justice: Accurate and organized evidence management is key to ensuring evidence is handled in a way that preserves its integrity as it moves through the criminal justice process. Properly managed evidence enhances the credibility and reliability of the evidence making it far more useful as a court exhibit.

Changes from Prior CIP:

The 2025 estimate has increased by \$230,000 over the 2024-2028 approved budget due to additional scope to demolish & decommission the walk-in cooler to expand the proposed long term storage area.

| Last Year's CIP Process Summary | Budget To-Date | 2024 | 2025 | 2026 | 2027 | 2028 | Future | Total |
|---------------------------------|----------------|---------|---------|------|------|------|--------|---------|
| Department Requested | | 255,000 | 545,000 | | | | | 800,000 |
| Administrator Proposed | | 255,000 | 545,000 | | | | | 800,000 |
| CBTF Recommended | | 255,000 | 545,000 | | | | | 800,000 |
| Board Approved Final | | 255,000 | 545,000 | | | | | 800,000 |

Project Name: 1009343 Public Safety Services Division HQ Radio Tower Isolation
Major Program: Law, Safety and Justice
Department: Sheriff

Funding Start: 2026
Funding Completion: 2026

Summary:

This project will provide a new prefabricated communications structure and utilities to support operations of the existing Sheriff's Radio Tower in Brooklyn Park.

Purpose & Description:

The existing Sheriff's Public Safety Services Division (PSSD) Headquarters houses the Brooklyn Park ARMER (Allied Radio Matrix for Emergency Response) Radio tower site. This site includes a 150' high self-supporting Radio tower with antennas 20' above the top. An existing communications equipment room located adjacent to the tower houses the ARMER electronics. This electronics includes, base stations, timing hardware, microwave radios systems, fiber transport systems, gateways, controllers, and DC power systems. An onsite outdoors diesel generator provides emergency power backup to this ARMER site.

This ARMER site provides wireless two-way public safety communications in that area. It is not possible to eliminate this ARMER site as it will create a gap in radio coverage. There are two cellular tenants that are housed on the Radio tower. They both have equipment shelters directly below the Radio tower. The County receives rental payments from these cellular companies.

A work group was established to come up with possible concept options to keep the ARMER site operational and allow for the demolition of the Sheriff's PSSD Headquarters facility. Several options were discussed with the preferred Option D moving forward. This option D maximizes the available site area for future re-use of the property. Concept Options D would construct a new prefabricated communications structure adjacent to the existing Radio tower and would house a new inbuilding natural gas-powered emergency generator. Radio equipment and RF antenna lines will need to be relocated to this new structure. County IT fiber and electronics will need to be moved to the new shelter. Major electrical, and fiber re-routing will need to be included.



| REVENUE | Budget To-Date | Act & Enc | Balance | 2025 Budget | 2026 | 2027 | 2028 | 2029 | Future | Total |
|--------------|----------------|-----------|---------|-------------|------------------|------|------|------|--------|------------------|
| Bonds - GO | | | | | 1,700,000 | | | | | 1,700,000 |
| Total | | | | | 1,700,000 | | | | | 1,700,000 |

| EXPENSE | Budget To-Date | Act & Enc | Balance | 2025 Budget | 2026 | 2027 | 2028 | 2029 | Future | Total |
|--------------|----------------|-----------|---------|-------------|------------------|------|------|------|--------|------------------|
| Construction | | | | | 925,000 | | | | | 925,000 |
| Consulting | | | | | 185,000 | | | | | 185,000 |
| Equipment | | | | | 270,000 | | | | | 270,000 |
| Other Costs | | | | | 100,000 | | | | | 100,000 |
| Contingency | | | | | 220,000 | | | | | 220,000 |
| Total | | | | | 1,700,000 | | | | | 1,700,000 |

| | |
|---|---------------------------------|
| Project Name: 1009343 Public Safety Services Division HQ Radio Tower Isolation | Funding Start: 2026 |
| Major Program: Law, Safety and Justice | Funding Completion: 2026 |
| Department: Sheriff | |

| Current Year's CIP Process Summary | Budget To-Date | 2025 Budget | 2026 | 2027 | 2028 | 2029 | Future | Total |
|------------------------------------|----------------|-------------|-----------|------|------|------|--------|-----------|
| Department Requested | | 1,665,000 | | | | | | 1,665,000 |
| Administrator Proposed | | | 1,700,000 | | | | | 1,700,000 |
| CBTF Recommended | | | 1,700,000 | | | | | 1,700,000 |
| Board Approved Final | | | 1,700,000 | | | | | 1,700,000 |

Scheduling Milestones (major phases only):
Timing of this project is dependant upon the design and schedule of the Environment & Energy Departments' Reuse and Recycling Recovery Facility (#1010846) project.

Board Resolutions / Supplemental Information:

Project's Effect on the Operating Budget:
This project includes the replacement of a radio frequency antenna and lines which will result in future operating budget savings for antenna system replacement at this site.

Project's Effect on County Priorities:
Climate Action: Sustainable design elements to be incorporated to align with County's Climate Action Plan.
Disparity Reduction: Small business hiring goals for consultants and contractors to align with County's priority to reduce disparities.

Changes from Prior CIP:
The 2025 estimate has increased \$35,000 over the 2024-2028 estimate due to escation costs associated with deferring the project schedule one year.

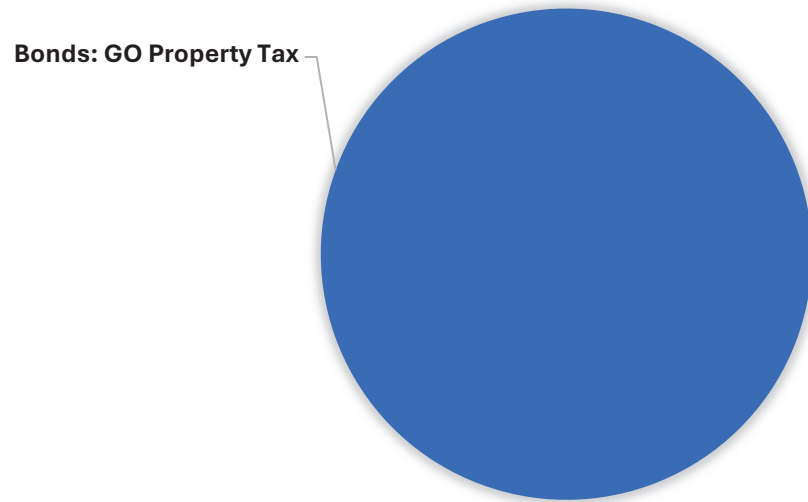
| Last Year's CIP Process Summary | Budget To-Date | 2024 | 2025 | 2026 | 2027 | 2028 | Future | Total |
|---------------------------------|----------------|-----------|-----------|------|------|------|--------|-----------|
| Department Requested | | 1,600,000 | | | | | | 1,600,000 |
| Administrator Proposed | | | 1,665,000 | | | | | 1,665,000 |
| CBTF Recommended | | | 1,665,000 | | | | | 1,665,000 |
| Board Approved Final | | | 1,665,000 | | | | | 1,665,000 |

IV. Health

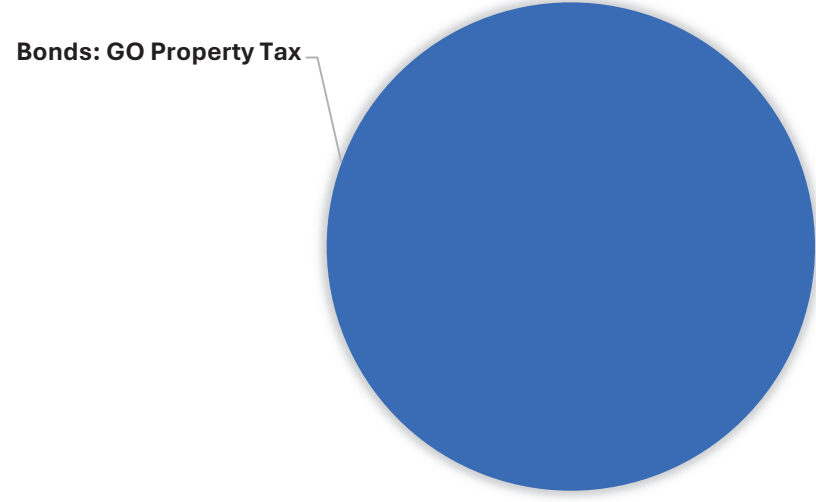
Revenues | Health

The Health program encompasses the county's health care activities. The county is the principal public agency responsible for providing services to the indigent. This major program consists of the following departments: Health Administration, Hennepin Health, NorthPoint Health and Wellness Center, and the Medical Examiner. In addition to the aforementioned departments, the capital program includes projects related to Hennepin Healthcare System, Inc. (the medical center), as a public subsidiary corporation to manage the medical center. Although Hennepin Healthcare System, Inc., does not appear in the county operating budget, medical center capital projects appear in the capital budget, since the county continues to own the medical center's physical assets and finance certain improvements using county bonds.

2025 BUDGET



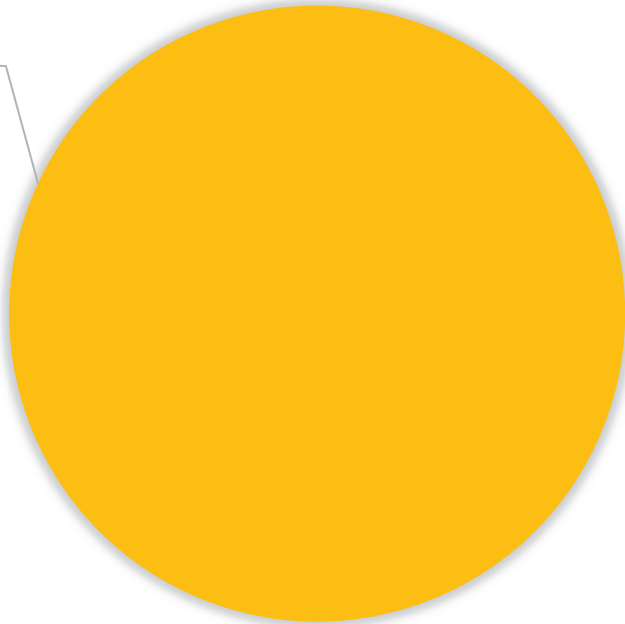
2025 - 2029 CIP



| Revenue Source | 2025 Budget | | 2026 | 2027 | 2028 | 2029 | 2025 - 2029 CIP | |
|------------------------|-------------------|---------------|-------------------|-------------------|-------------------|-------------------|--------------------|---------------|
| Bonds: GO Property Tax | 68,000,000 | 100.0% | 52,000,000 | 43,000,000 | 15,000,000 | 12,000,000 | 190,000,000 | 100.0% |
| Total | 68,000,000 | 100.0% | 52,000,000 | 43,000,000 | 15,000,000 | 12,000,000 | 190,000,000 | 100.0% |

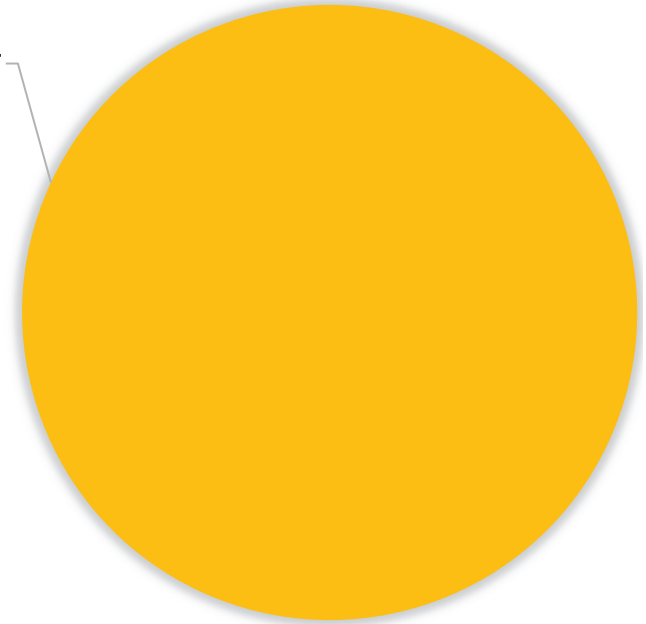
2025 BUDGET

Medical Center



2025 - 2029 CIP

Medical Center



| Department | 2025 Budget | | 2026 | 2027 | 2028 | 2029 | 2025 - 2029 CIP | |
|----------------|-------------------|---------------|-------------------|-------------------|-------------------|-------------------|--------------------|---------------|
| Medical Center | 68,000,000 | 100.0% | 52,000,000 | 43,000,000 | 15,000,000 | 12,000,000 | 190,000,000 | 100.0% |
| Total | 68,000,000 | 100.0% | 52,000,000 | 43,000,000 | 15,000,000 | 12,000,000 | 190,000,000 | 100.0% |

CBTF Recommended: Revenues by Project

NOTE: All Total and subtotal lines precede detail

Projects shaded by Line of Business

| Pg# | Project | Revenue Category | Budget to Date | Budget Remaining | 5-Year Capital Improvement Program | | | | | Beyond 2029 | Total Project |
|-----------------------|---------|--|--------------------|--------------------|------------------------------------|-------------------|-------------------|-------------------|-------------------|------------------|--------------------|
| | | | | | 2025 Budget | 2026 | 2027 | 2028 | 2029 | | |
| HEALTH | | | 173,500,000 | 119,185,317 | 68,000,000 | 52,000,000 | 43,000,000 | 15,000,000 | 12,000,000 | 8,000,000 | 371,500,000 |
| Medical Center | | | 173,500,000 | 119,185,317 | 68,000,000 | 52,000,000 | 43,000,000 | 15,000,000 | 12,000,000 | 8,000,000 | 371,500,000 |
| IV-4 | 1007546 | HHS Asset Preservation 2021-2025 | 68,500,000 | 17,040,317 | 25,000,000 | 0 | 0 | 0 | 0 | 0 | 93,500,000 |
| | | Bonds - GO | 68,500,000 | | 25,000,000 | 0 | 0 | 0 | 0 | 0 | 93,500,000 |
| IV-6 | 1010121 | HHS Asset Preservation 2026-2030 | 0 | 0 | 0 | 20,000,000 | 18,000,000 | 15,000,000 | 12,000,000 | 8,000,000 | 73,000,000 |
| | | Bonds - GO | 0 | | 0 | 20,000,000 | 18,000,000 | 15,000,000 | 12,000,000 | 8,000,000 | 73,000,000 |
| IV-8 | 1010889 | Hennepin Healthcare Space Improvements | 15,000,000 | 14,750,000 | 20,000,000 | 0 | 0 | 0 | 0 | 0 | 35,000,000 |
| | | Bonds - GO | 15,000,000 | | 20,000,000 | 0 | 0 | 0 | 0 | 0 | 35,000,000 |
| IV-10 | 1010908 | HHS Parking Ramp Replacement | 70,000,000 | 69,895,000 | 0 | 25,000,000 | 25,000,000 | 0 | 0 | 0 | 120,000,000 |
| | | Bonds - GO | 54,000,000 | | 0 | 25,000,000 | 25,000,000 | 0 | 0 | 0 | 104,000,000 |
| | | Transfer | 16,000,000 | | 0 | 0 | 0 | 0 | 0 | 0 | 16,000,000 |
| IV-12 | 1009702 | HHS New In-patient Bed Tower | 20,000,000 | 17,500,000 | 8,000,000 | 7,000,000 | 0 | 0 | 0 | 0 | 35,000,000 |
| | | Bonds - GO | 10,000,000 | | 8,000,000 | 7,000,000 | 0 | 0 | 0 | 0 | 25,000,000 |
| | | Enterprise Income | 10,000,000 | | 0 | 0 | 0 | 0 | 0 | 0 | 10,000,000 |
| IV-14 | 1011346 | HC/HHS Behavioral Health Care Facility | 0 | 0 | 15,000,000 | 0 | 0 | 0 | 0 | 0 | 15,000,000 |
| | | Bonds - GO | 0 | | 15,000,000 | 0 | 0 | 0 | 0 | 0 | 15,000,000 |

Project Name: 1007546 HHS Asset Preservation 2021-2025
Major Program: Health
Department: Medical Center

Funding Start: 2021
Funding Completion: 2025

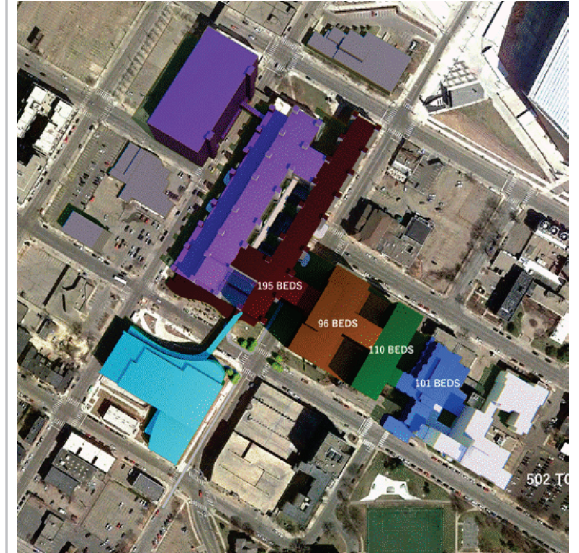
Summary:

This project provides the basis for implementing an annual, on-going facility preservation program for Hennepin Healthcare - HCMC, located at 701 Park Avenue, in Minneapolis, Minnesota.

Purpose & Description:

Hennepin Healthcare - HCMC occupies over 3.34 million square feet within eight city blocks. The majority of asset preservation projects fall under the category of mechanical and electrical upgrade and/or replacement of basic systems. The project also includes repairs related to the building envelope, elevator modernization, ramp repairs and other preservation deficiencies. Examples of infrastructure items are exterior walls (tuck pointing, joint sealant, etc.), entrance doors, windows, roofs, HVAC, plumbing, power distribution, elevators, air handling units, medical gas systems repair, boiler upgrades, fire alarm system, energy management system, mechanical and electrical preservation, and other items that serve to preserve building integrity and maintain long-term value of real estate assets. Since the development of the Hennepin Healthcare Asset Preservation Program, the hospital has developed a ten-year plan which shows completed and pending projects under this request.

In order to provide a comfortable and safe environment for all patients, visitors, and staff of Hennepin Healthcare, which also includes compliance required by the Federal and State Healthcare codes, the various building components, infrastructure, and systems at Hennepin Healthcare - HCMC must be continually inspected, repaired, renewed, and upgraded to prolong their life and to maintain the long-term value of the County's valuable assets. This responsibility requires a continuous and dedicated stream of funding and cannot be expected to compete with the funding of program-specific capital needs. The regular appropriation of funding through this project will permit comprehensive building condition surveys and audits in order to identify and prioritize necessary repair, rehabilitation, replacement, and upgrade work and then follow through by implementing the work in a planned and cost-effective manner. This will ensure maintenance of buildings in an optimal condition thereby prolonging their useful life as well as making available appropriate quality space for programs that fulfill the County's mission. This project will reduce the need for expenditures of unplanned or emergency repairs that can lead to deterioration of real estate assets and will also reduce dependence on operating funds for major repairs and renovation work.



| REVENUE | Budget To-Date | Act & Enc | Balance | 2025 Budget | 2026 | 2027 | 2028 | 2029 | Future | Total |
|--------------|-------------------|-------------------|-------------------|-------------------|------|------|------|------|--------|-------------------|
| Bonds - GO | 68,500,000 | 43,271,522 | 25,228,478 | 25,000,000 | | | | | | 93,500,000 |
| Total | 68,500,000 | 43,271,522 | 25,228,478 | 25,000,000 | | | | | | 93,500,000 |
| EXPENSE | Budget To-Date | Act & Enc | Balance | 2025 Budget | 2026 | 2027 | 2028 | 2029 | Future | Total |
| Other Costs | 68,500,000 | 60,285,714 | 8,214,286 | 25,000,000 | | | | | | 93,500,000 |
| Total | 68,500,000 | 60,285,714 | 8,214,286 | 25,000,000 | | | | | | 93,500,000 |

| | |
|---|---------------------------------|
| Project Name: 1007546 HHS Asset Preservation 2021-2025 | Funding Start: 2021 |
| Major Program: Health | Funding Completion: 2025 |
| Department: Medical Center | |

| Current Year's CIP Process Summary | Budget To-Date | 2025 Budget | 2026 | 2027 | 2028 | 2029 | Future | Total |
|------------------------------------|----------------|-------------|------|------|------|------|--------|------------|
| Department Requested | 68,500,000 | 25,000,000 | | | | | | 93,500,000 |
| Administrator Proposed | 68,500,000 | 25,000,000 | | | | | | 93,500,000 |
| CBTF Recommended | 68,500,000 | 25,000,000 | | | | | | 93,500,000 |
| Board Approved Final | 68,500,000 | 25,000,000 | | | | | | 93,500,000 |

Scheduling Milestones (major phases only):

2024 Work underway includes the following major projects:

- \$ 2,200,000 Red Bldg Elevator modernization
- \$ 6,200,000 Purple Operating Room Ventilation Upgrade
- \$ 4,200,000 Purple Building electrical generator and infrastructure upgrade/replacement
- \$ 1,400,000 Purple 2 HVAC upgrades
- \$ 1,200,000 Orange and Green Building roof replacement
- \$ 300,000 Blue Building HVAC upgrades
- \$ 5,400,000 Green Buiding lower level HVAC upgrade
- \$ 1,200,000 DI Water upgrade - Lab
- \$ 800,000 Campus-wide plumbing infrastructure upgrades
- \$ 9,700,000 Campus-wide Equipment mods and compliance allowance
- \$32,600,000 TOTAL

Board Resolutions / Supplemental Information:

2025 Planned Work includes the following major projects:

- \$ 4,750,000 Red Bldg HVAC upgrade
- \$ 4,250,000 Red Bldg elevator modernization
- \$ 3,150,000 Purple Bldg main lab HVAC upgrade
- \$ 3,450,000 Orange Bldg HVAC upgrade
- \$ 550,000 Blue Building NFPA Wire Management Compliance
- \$ 400,000 Campus wide HVAC Controls
- \$ 8,450,000 Campus-wide Code Compliance Upgrades
- \$25,000,000 TOTAL

Project's Effect on the Operating Budget:

Adequately investing in asset preservation reduces the risk of systems failure and decreases maintenance costs.

Planned expenditures are addressing 'zero life' and '1 to 10 year life' items as called out in a facility audit, which is continually updated. The budget requests are placeholders, as items will be added to the project request in future years. This project request also includes some repairs not included in the audit such as curtain wall repairs, replacement of entry door systems, tuck pointing, structural wall repairs, and upgrades of plumbing, hydronic, fire protection and zone controls.

Project's Effect on County Priorities:

Disparity Reduction: This request supports the county's disparity reduction efforts in the health domain by providing improved care and access to Hennepin Healthcare's diverse patient population.

Changes from Prior CIP:

No changes.

| Last Year's CIP Process Summary | Budget To-Date | 2024 | 2025 | 2026 | 2027 | 2028 | Future | Total |
|---------------------------------|----------------|------------|------------|------|------|------|--------|------------|
| Department Requested | 35,500,000 | 33,000,000 | 25,000,000 | | | | | 93,500,000 |
| Administrator Proposed | 35,500,000 | 33,000,000 | 25,000,000 | | | | | 93,500,000 |
| CBTF Recommended | 35,500,000 | 33,000,000 | 25,000,000 | | | | | 93,500,000 |
| Board Approved Final | 35,500,000 | 33,000,000 | 25,000,000 | | | | | 93,500,000 |

Project Name: 1010121 HHS Asset Preservation 2026-2030
Major Program: Health
Department: Medical Center

Funding Start: 2026
Funding Completion: 2030

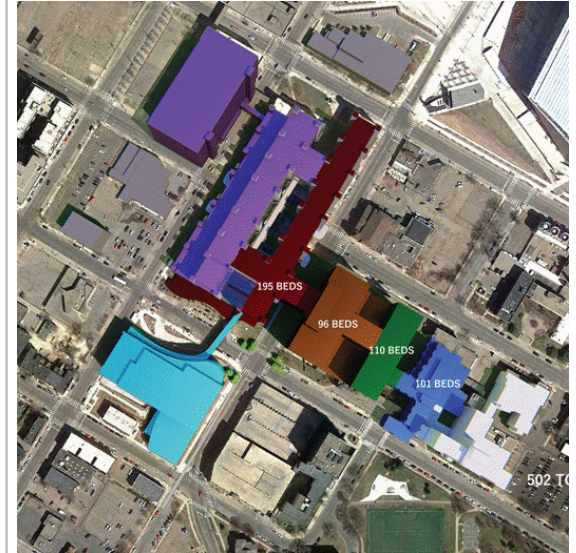
Summary:

This project provides the basis for implementing an annual, on-going facility preservation program for Hennepin Healthcare - HCMC, located at 701 Park Avenue, in Minneapolis, Minnesota.

Purpose & Description:

Hennepin Healthcare - HCMC occupies over 3.34 million square feet within eight city blocks. The majority of asset preservation projects fall under the category of mechanical and electrical upgrade and/or replacement of basic systems. The project also includes repairs related to the building envelope, elevator modernization, ramp repairs and other preservation deficiencies. Examples of infrastructure items are exterior walls (tuck pointing, joint sealant, etc.), entrance doors, windows, roofs, HVAC, plumbing, power distribution, elevators, air handling units, medical gas systems repair, boiler upgrades, fire alarm system, energy management system, mechanical and electrical preservation, and other items that serve to preserve building integrity and maintain long-term value of real estate assets. Since the development of the Hennepin Healthcare Asset Preservation Program, the hospital has developed a ten-year plan which shows completed and pending projects under this request.

In order to provide a comfortable and safe environment for all patients, visitors, and staff of Hennepin Healthcare, which also includes compliance required by the Federal and State Healthcare codes, the various building components, infrastructure, and systems at Hennepin Healthcare - HCMC must be continually inspected, repaired, renewed, and upgraded to prolong their life and to maintain the long-term value of the County's valuable assets. This responsibility requires a continuous and dedicated stream of funding and cannot be expected to compete with the funding of program-specific capital needs. The regular appropriation of funding through this project will permit comprehensive building condition surveys and audits in order to identify and prioritize necessary repair, rehabilitation, replacement, and upgrade work and then follow through by implementing the work in a planned and cost-effective manner. This will ensure maintenance of buildings in an optimal condition thereby prolonging their useful life as well as making available appropriate quality space for programs that fulfill the County's mission. This project will reduce the need for expenditures of unplanned or emergency repairs that can lead to deterioration of real estate assets and will also reduce dependence on operating funds for major repairs and renovation work.



| REVENUE | Budget To-Date | Act & Enc | Balance | 2025 Budget | 2026 | 2027 | 2028 | 2029 | Future | Total |
|--------------|----------------|-----------|---------|-------------|-------------------|-------------------|-------------------|-------------------|------------------|-------------------|
| Bonds - GO | | | | | 20,000,000 | 18,000,000 | 15,000,000 | 12,000,000 | 8,000,000 | 73,000,000 |
| Total | | | | | 20,000,000 | 18,000,000 | 15,000,000 | 12,000,000 | 8,000,000 | 73,000,000 |
| EXPENSE | Budget To-Date | Act & Enc | Balance | 2025 Budget | 2026 | 2027 | 2028 | 2029 | Future | Total |
| Other Costs | | | | | 20,000,000 | 18,000,000 | 15,000,000 | 12,000,000 | 8,000,000 | 73,000,000 |
| Total | | | | | 20,000,000 | 18,000,000 | 15,000,000 | 12,000,000 | 8,000,000 | 73,000,000 |

| | |
|---|---------------------------------|
| Project Name: 1010121 HHS Asset Preservation 2026-2030 | Funding Start: 2026 |
| Major Program: Health | Funding Completion: 2030 |
| Department: Medical Center | |

| Current Year's CIP Process Summary | Budget To-Date | 2025 Budget | 2026 | 2027 | 2028 | 2029 | Future | Total |
|------------------------------------|----------------|-------------|------------|------------|------------|------------|-----------|------------|
| Department Requested | | | 20,000,000 | 18,000,000 | 15,000,000 | 12,000,000 | 8,000,000 | 73,000,000 |
| Administrator Proposed | | | 20,000,000 | 18,000,000 | 15,000,000 | 12,000,000 | 8,000,000 | 73,000,000 |
| CBTF Recommended | | | 20,000,000 | 18,000,000 | 15,000,000 | 12,000,000 | 8,000,000 | 73,000,000 |
| Board Approved Final | | | 20,000,000 | 18,000,000 | 15,000,000 | 12,000,000 | 8,000,000 | 73,000,000 |

| | |
|---|--|
| <p>Scheduling Milestones (major phases only):</p> <p>2026 Planned Work includes the following major projects: \$ 750,000 Purple Building AHUs 14, 15 & 16 HVAC Replacement \$ 4,900,000 Purple Building Staff/Public Elevator Update \$ 6,000,000 Red/Center Building Electrical Generator & Infrastructure \$ 350,000 Shapiro LL NFPA Wire Management Compliance \$ 500,000 Parking Ramp LL NFPA Wire Management Compliance \$ 7,500,000 Campus-wide Code Compliance Upgrades and Break Fix \$20,000,000 TOTAL</p> <p>A workplan for 2027-2030 will be defined in the future.</p> | <p>Board Resolutions / Supplemental Information:</p> <p>Planned expenditures are addressing 'zero life' and '1 to 10 year life' items as called out in a facility audit, which is continually updated. The budget requests are placeholders, as items will be added to the project request in future years. This project request also includes some repairs not included in the audit such as curtain wall repairs, replacement of entry door systems, tuck pointing, structural wall repairs, and upgrades of plumbing, hydronic, fire protection and zone controls.</p> |
| <p>Project's Effect on the Operating Budget:</p> <p>Adequately investing in asset preservation reduces the risk of systems failure and decreases maintenance costs.</p> | |
| <p>Project's Effect on County Priorities:</p> <p>Disparity Reduction: This request supports the county's disparity reduction efforts in the health domain by providing improved care and access to Hennepin Healthcare's diverse patient population.</p> | |
| <p>Changes from Prior CIP:</p> <p>The 2025 estimate has increased by \$20,000,000 over the 2024-2028 approved budget due to anticipated cost increase associated with maintaining the multiple buildings on the HCMC campus as well as the addition of 2 years of funding in the 2029 and the Beyond funding elements.</p> | |

| Last Year's CIP Process Summary | Budget To-Date | 2024 | 2025 | 2026 | 2027 | 2028 | Future | Total |
|---------------------------------|----------------|------|------|------------|------------|------------|--------|------------|
| Department Requested | | | | 20,000,000 | 18,000,000 | 15,000,000 | | 53,000,000 |
| Administrator Proposed | | | | 20,000,000 | 18,000,000 | 15,000,000 | | 53,000,000 |
| CBTF Recommended | | | | 20,000,000 | 18,000,000 | 15,000,000 | | 53,000,000 |
| Board Approved Final | | | | 20,000,000 | 18,000,000 | 15,000,000 | | 53,000,000 |

Project Name: 1010889 Hennepin Healthcare Space Improvements
Major Program: Health
Department: Medical Center

Funding Start: 2024
Funding Completion: 2025

Summary:

This project will support critical near term program-specific space modifications that will allow for improved patient experience, healing, safety and meeting best practice standards for infection control and privacy at the Hennepin Healthcare - HCMC facility.

Purpose & Description:

Hennepin Healthcare plays a pivotal role caring for vulnerable and at-risk populations with material physical and mental health needs. However, current limitations in physical space hinder its ability to fully address all patient needs. Critical programmatic space modifications will allow for improved patient experience, healing, safety and meeting best practice standards for infection control and privacy.

Currently, Hennepin County and Hennepin Healthcare are in the early stages of planning for a new In-patient bed tower that aims to positively position the hospital and its impact on team members, patients, communities, and statewide stakeholders. This project, along with the Hennepin Healthcare Asset Preservation capital program, will allow the hospital to continue to provide quality patient care until the new in-patient bed tower is constructed and operational.



| REVENUE | Budget To-Date | Act & Enc | Balance | 2025 Budget | 2026 | 2027 | 2028 | 2029 | Future | Total |
|--------------|-------------------|---------------|-------------------|-------------------|------|------|------|------|--------|-------------------|
| Bonds - GO | 15,000,000 | 14,349 | 14,985,651 | 20,000,000 | | | | | | 35,000,000 |
| Total | 15,000,000 | 14,349 | 14,985,651 | 20,000,000 | | | | | | 35,000,000 |

| EXPENSE | Budget To-Date | Act & Enc | Balance | 2025 Budget | 2026 | 2027 | 2028 | 2029 | Future | Total |
|--------------|-------------------|----------------|-------------------|-------------------|------|------|------|------|--------|-------------------|
| Construction | 15,000,000 | | 15,000,000 | 20,000,000 | | | | | | 35,000,000 |
| Other Costs | | 145,336 | (145,336) | | | | | | | |
| Total | 15,000,000 | 145,336 | 14,854,664 | 20,000,000 | | | | | | 35,000,000 |

| | |
|---|---------------------------------|
| Project Name: 1010889 Hennepin Healthcare Space Improvements | Funding Start: 2024 |
| Major Program: Health | Funding Completion: 2025 |
| Department: Medical Center | |

| Current Year's CIP Process Summary | Budget To-Date | 2025 Budget | 2026 | 2027 | 2028 | 2029 | Future | Total |
|------------------------------------|----------------|-------------|------|------|------|------|--------|------------|
| Department Requested | 15,000,000 | 20,000,000 | | | | | | 35,000,000 |
| Administrator Proposed | 15,000,000 | 20,000,000 | | | | | | 35,000,000 |
| CBTF Recommended | 15,000,000 | 20,000,000 | | | | | | 35,000,000 |
| Board Approved Final | 15,000,000 | 20,000,000 | | | | | | 35,000,000 |

Scheduling Milestones (major phases only):

In 2024 and 2025 the following seven (7) Hennepin Healthcare Service Lines, and campus wide wayfinding, security and building access will be supported through the programmatic space improvements project:

1. Orthopedics
2. Mental Health
3. Addiction Medicine
4. Children/Adolescent Psychiatry Services
5. Trauma
6. Emergency Department
7. Histology, Lab Services
8. Campus wide wayfinding, security and building access to ensure all entry points promote safety and are easily accessible with welcome / security desks, storefronts, card reader access points, and security cameras.

Board Resolutions / Supplemental Information:

The County funds asset preservation projects through the (#1007546) HHS Asset Preservation 2021-2025 capital project that includes life safety/code compliance, mechanical and other building systems, electrical, building envelope and exterior site projects. These projects preserve building integrity and maintain the long-term value of real estate assets.

RESOLUTION 24-0141 (April 16, 2024): BE IT RESOLVED, that capital project (CP) 1010889 Hennepin Healthcare Space Improvements Project be identified in the 2024 Capital Budget with an appropriation of \$15,000,000 funded by a transfer from the HHS Purple Parking Ramp Expansion (CP 1008705) to fund facility improvements at Hennepin County Medical Center; that the administrator is directed to estimate additional project costs for consideration as part of the 2025 Capital Budget and 2025-2029 Capital Improvement Program process;...

Project's Effect on the Operating Budget:

To be determined.

Project's Effect on County Priorities:

Disparity Reduction: This request supports the county's disparity reduction efforts in the health domain by providing improved care and access to Hennepin Healthcare's diverse patient population.

Changes from Prior CIP:

The 2025 estimate has increased by \$20,000,000 over the 2024-2028 approved budget as Resolution 24-0141 funded initial project costs associated with needed space improvements at the Hennepin Healthcare - HCMC facility with funds coming from a transfer of general obligation bonding budget authority from the Purple Parking Expansion (CP 1008705) project. Additional funds being requested in the 2025 CIP include of the full costs of the space improvements needed at the campus.

| Last Year's CIP Process Summary | Budget To-Date | 2024 | 2025 | 2026 | 2027 | 2028 | Future | Total |
|---------------------------------|----------------|------|------|------|------|------|--------|-------|
| Department Requested | | | | | | | | |
| Administrator Proposed | | | | | | | | |
| CBTF Recommended | | | | | | | | |
| Board Approved Final | | | | | | | | |

Project Name: 1010908 HHS Parking Ramp Replacement
Major Program: Health
Department: Medical Center

Funding Start:
Funding Completion: 2027

Summary:

This project will build a new parking ramp with approximately 1,000 stalls of parking. This new parking ramp will be built where there are currently two surface parking lots, located east and west of Centennial Place street adjacent to the Hennepin Healthcare - HCMC campus in Downtown, Minneapolis.

Purpose & Description:

The Hennepin Healthcare - HCMC main campus is located at 701 Park Avenue, in Minneapolis, Minnesota and occupies over 3.34 million square feet within eight city blocks. In 2021, Hennepin Healthcare acquired the properties across from Elliot Park known as the Parkside Building and the Hospital Ramp with the intent on demolishing these outdated structures and constructing a new in-patient bed tower.

Based on a study conducted by Walker Parking Consultants, the impact of access and parking was examined and resulted in the identification of a need to construct a 1,000-space parking structure to offset the impact of demolishing the Hospital Ramp. After a thorough survey of assets, it was determined that the site straddling Centennial Place street, Chicago Avenue to the east, 9th street on the north and 10th Street on the south would best suit the needs of the campus in terms of access and convenience for patients, staff, alignment with the land use strategy, access to future medical buildings and cost.

The new ramp will include commercial "liner building" shell space, building envelope screening of structure and vehicles, skyway connection to existing HCMC campus and top floor vehicle shielding (as directed by the City of Minneapolis) climate action green initiatives including solar, stormwater retention, electric vehicle charging stations and bicycle parking.



| REVENUE | Budget To-Date | Act & Enc | Balance | 2025 Budget | 2026 | 2027 | 2028 | 2029 | Future | Total |
|--------------|-------------------|----------------|-------------------|-------------|-------------------|-------------------|------|------|--------|--------------------|
| Bonds - GO | 54,000,000 | 355,133 | 53,644,867 | | 25,000,000 | 25,000,000 | | | | 104,000,000 |
| Transfer | 16,000,000 | | 16,000,000 | | | | | | | 16,000,000 |
| Total | 70,000,000 | 355,133 | 69,644,867 | | 25,000,000 | 25,000,000 | | | | 120,000,000 |
| EXPENSE | Budget To-Date | Act & Enc | Balance | 2025 Budget | 2026 | 2027 | 2028 | 2029 | Future | Total |
| Land | 16,000,000 | 350,000 | 15,650,000 | | | | | | | 16,000,000 |
| Construction | 54,000,000 | | 54,000,000 | | | | | | | 54,000,000 |
| Consulting | | 219,207 | (219,207) | | | | | | | |
| Other Costs | | 155 | (155) | | | | | | | |
| Contingency | | | | | 25,000,000 | 25,000,000 | | | | 50,000,000 |
| Total | 70,000,000 | 569,363 | 69,430,637 | | 25,000,000 | 25,000,000 | | | | 120,000,000 |

| | |
|---|---------------------------------|
| Project Name: 1010908 HHS Parking Ramp Replacement | Funding Start: |
| Major Program: Health | Funding Completion: 2027 |
| Department: Medical Center | |

| Current Year's CIP Process Summary | Budget To-Date | 2025 Budget | 2026 | 2027 | 2028 | 2029 | Future | Total |
|------------------------------------|----------------|-------------|------------|------------|------|------|--------|-------------|
| Department Requested | 70,000,000 | | | | | | | 70,000,000 |
| Administrator Proposed | 70,000,000 | | 25,000,000 | 25,000,000 | | | | 120,000,000 |
| CBTF Recommended | 70,000,000 | | 25,000,000 | 25,000,000 | | | | 120,000,000 |
| Board Approved Final | 70,000,000 | | 25,000,000 | 25,000,000 | | | | 120,000,000 |

Scheduling Milestones (major phases only):

Schedule is dependent on successful land acquisition, favorable reviews by City of Minneapolis and Elliot Park Neighborhood and County approval to move forward.

Scoping: 2nd Qtr 2024
 Design: 2nd Qtr 2025
 Procurement: 4th Qtr 2025
 Construction: 2nd Qtr 2026
 Completion: 4th Qtr 2027

Board Resolutions / Supplemental Information:

RESOLUTION 24-0283 (July 23, 2024): BE IT FURTHER RESOLVED, that capital project (CP 1010908) HHS Parking Replacement project be identified in the 2024 Capital Budget with an appropriation of \$70,000,000; with the acquisition of land funded by transfers from the General Fund and the balance of initial project costs funded by the transfer of the remaining general obligation bonding budget authority from the Purple Parking Expansion (CP 1008705) project to the new (CP 1010908) HHS Parking Replacement project;

Project's Effect on the Operating Budget:

To be determined.

Project's Effect on County Priorities:

Diversity and inclusion, and Climate Action initiatives will inform the design, procurement, and construction efforts.

Changes from Prior CIP:

The 2025 estimate has increased by \$50,000,000 over the 2024-2028 approved budget as Resolution 24-0283 funded initial project costs associated with the HHS Parking Ramp Replacement project with funds coming from the county's general fund and the remaining general obligation bonding budget authority from the Purple Parking Expansion (CP 1008705) project. Additional funds being requested in the 2025 CIP include the full costs associated with constructing the new parking ramp.

| Last Year's CIP Process Summary | Budget To-Date | 2024 | 2025 | 2026 | 2027 | 2028 | Future | Total |
|---------------------------------|----------------|------|------|------|------|------|--------|-------|
| Department Requested | | | | | | | | |
| Administrator Proposed | | | | | | | | |
| CBTF Recommended | | | | | | | | |
| Board Approved Final | | | | | | | | |

Project Name: 1009702 HHS New In-patient Bed Tower
Major Program: Health
Department: Medical Center

Funding Start: 2023
Funding Completion: 2026

Summary:

This project will begin to plan for the construction of a new in-patient bed tower on recently purchased land adjacent to the medical center campus in Downtown, Minneapolis.

Purpose & Description:

The Hennepin County Medical Center (HCMC) is located at 701 Park Avenue, in Minneapolis, Minnesota and occupies over 3.34 million square feet within eight city blocks.

This project will initially fund planning and design of approximately 500 bed in-patient hospital tower to replace existing, aging in-patient facilities campus-wide. The new tower will be constructed at the corner Chicago Ave S and S 8th Street, where the Hospital Parking Ramp and Parkside Professional Building currently stand.

The Hennepin Healthcare campus includes an adult and pediatric trauma center, critical burn center, emergency and inpatient psychiatric care, multiple inpatient units and clinics that provide care to people from the metro area and from across the state. The planning and early design will guide the future of Hennepin Healthcare as a system by providing an opportunity to reimagine the eight-block HHS main campus, as well as HHS's business models, programs, service offerings and infrastructure. It is aimed at positioning HHS to positively impact its team members, patients, communities, and statewide stakeholders.



| REVENUE | Budget To-Date | Act & Enc | Balance | 2025 Budget | 2026 | 2027 | 2028 | 2029 | Future | Total |
|-------------------|-------------------|------------------|-------------------|------------------|------------------|------|------|------|--------|-------------------|
| Bonds - GO | 10,000,000 | 2,061,013 | 7,938,987 | 8,000,000 | 7,000,000 | | | | | 25,000,000 |
| Enterprise Income | 10,000,000 | | 10,000,000 | | | | | | | 10,000,000 |
| Total | 20,000,000 | 2,061,013 | 17,938,987 | 8,000,000 | 7,000,000 | | | | | 35,000,000 |
| EXPENSE | Budget To-Date | Act & Enc | Balance | 2025 Budget | 2026 | 2027 | 2028 | 2029 | Future | Total |
| Consulting | 20,000,000 | 500,000 | 19,500,000 | 6,000,000 | 7,000,000 | | | | | 33,000,000 |
| Other Costs | | 2,000,000 | (2,000,000) | 2,000,000 | | | | | | 2,000,000 |
| Total | 20,000,000 | 2,500,000 | 17,500,000 | 8,000,000 | 7,000,000 | | | | | 35,000,000 |

| | |
|---|---------------------------------|
| Project Name: 1009702 HHS New In-patient Bed Tower | Funding Start: 2023 |
| Major Program: Health | Funding Completion: 2026 |
| Department: Medical Center | |

| Current Year's CIP Process Summary | Budget To-Date | 2025 Budget | 2026 | 2027 | 2028 | 2029 | Future | Total |
|------------------------------------|----------------|-------------|-----------|------|------|------|--------|------------|
| Department Requested | 20,000,000 | 15,000,000 | | | | | | 35,000,000 |
| Administrator Proposed | 20,000,000 | 8,000,000 | 7,000,000 | | | | | 35,000,000 |
| CBTF Recommended | 20,000,000 | 8,000,000 | 7,000,000 | | | | | 35,000,000 |
| Board Approved Final | 20,000,000 | 8,000,000 | 7,000,000 | | | | | 35,000,000 |

Scheduling Milestones (major phases only):

Planning and programming work began in 2023, including:

- Industry analysis and market study
- Opportunity assessments and strategies of clinical services and programs
- Care alternatives and delivery plans
- Required capacity by room type (e.g., inpatient beds)
- Projection of workforce needs and potential constraints
- Business cases for opportunities to leverage technology to enable operational efficiency

Master Planning work is anticipated to begin in 2025

Board Resolutions / Supplemental Information:

Initial Planning and Design shall include, but not limited to, the following efforts:

- Existing Building Demo analysis
- Site Survey Executed / Site Utility Removal and Rerouting
- Master Planning Review
- Departmental Block Diagram Development / Site Diagram Development
- Cost Analysis
- Construction Management At Risk Services
- Community Engagement
- Pre-Design Services
- Schematic Design

Project's Effect on the Operating Budget:

Future impact on the operating budget will be determined in the early stages of design.

Enterprise Revenue Note: The entire balance of the \$10 million budgeted through HHS Enterprise Income has spent. However, this is not reflected on the front page accounting table as these expenditures are tracked through HHS and will not show up in the County's accounting system.

Project's Effect on County Priorities:

Disparity Reduction: This request supports the county's disparity reduction efforts in the health domain by providing improved care and access to Hennepin Healthcare's diverse patient population.

Changes from Prior CIP:

The 2025 estimate has increased by \$15,000,000 over the 2024-2028 approved budget as preliminary planning and programming is wrapping up and future funding is needed to continue with other master planning efforts for the new facility.

| Last Year's CIP Process Summary | Budget To-Date | 2024 | 2025 | 2026 | 2027 | 2028 | Future | Total |
|---------------------------------|----------------|------|------|------|------|------|--------|------------|
| Department Requested | 20,000,000 | | | | | | | 20,000,000 |
| Administrator Proposed | 20,000,000 | | | | | | | 20,000,000 |
| CBTF Recommended | 20,000,000 | | | | | | | 20,000,000 |
| Board Approved Final | 20,000,000 | | | | | | | 20,000,000 |

Project Name: 1011346 HC/HHS Behavioral Health Care Facility
Major Program: Health
Department: Medical Center

Funding Start: 2025
Funding Completion: 2025

Summary:

This project will design and build a new behavioral health care facility on county-owned land adjacent to Hennepin Healthcare System's Purple Parking Ramp in downtown Minneapolis.

Purpose & Description:

Hennepin County and Hennepin Healthcare System play a pivotal role caring for vulnerable and at-risk populations with material physical and mental health needs. However, current limitations in physical spaces hinder the ability to fully address all patient needs.

This project will construct a new facility that provides an integrated continuum of behavioral health services for adults and children. In addition to inpatient care, it will provide critically needed intensive outpatient and crisis services.

By bringing these services under one roof and adding critical new programs, the facility will offer a full continuum of care, an integrated process to coordinate care, and a system to access other specialized behavioral health services across Hennepin County and the Hennepin Healthcare System. The new facility will address some of the critical gaps in behavioral health services that our region currently faces, improving access and providing the excellent care patients deserve.



Proposed Location

| REVENUE | Budget To-Date | Act & Enc | Balance | 2025 Budget | 2026 | 2027 | 2028 | 2029 | Future | Total |
|----------------|----------------|-----------|---------|-------------------|------|------|------|------|--------|-------------------|
| Bonds - GO | | | | 15,000,000 | | | | | | 15,000,000 |
| Total | | | | 15,000,000 | | | | | | 15,000,000 |
| EXPENSE | Budget To-Date | Act & Enc | Balance | 2025 Budget | 2026 | 2027 | 2028 | 2029 | Future | Total |
| Consulting | | | | 15,000,000 | | | | | | 15,000,000 |
| Total | | | | 15,000,000 | | | | | | 15,000,000 |

| | |
|---|---------------------------------|
| Project Name: 1011346 HC/HHS Behavioral Health Care Facility | Funding Start: 2025 |
| Major Program: Health | Funding Completion: 2025 |
| Department: Medical Center | |

| Current Year's CIP Process Summary | Budget To-Date | 2025 Budget | 2026 | 2027 | 2028 | 2029 | Future | Total |
|------------------------------------|----------------|-------------|------|------|------|------|--------|------------|
| Department Requested | | | | | | | | |
| Administrator Proposed | | | | | | | | |
| CBTF Recommended | | | | | | | | |
| Board Approved Final | | 15,000,000 | | | | | | 15,000,000 |

Scheduling Milestones (major phases only):

RFP / Design: 2025
Final Design / Approvals: 2026
Construction: 2027-2028
Move In: 2029

Project's Effect on the Operating Budget:

Impacts to the annual operating budget will be determined during the design phase of this project.

Project's Effect on County Priorities:

The project will support the county's disparity reduction efforts in the health domain by providing improved care and access to Hennepin Healthcare's diverse patient population.

Changes from Prior CIP:

This is a new project request. This project will design and build a new behavioral health care facility on county-owned land adjacent to Hennepin Healthcare System's Purple Parking Ramp in downtown Minneapolis.

Board Resolutions / Supplemental Information:

RESOLUTION 24-0373R1 (12/12/2024): BE IT FURTHER RESOLVED, that the 2025 Operating and Capital Budgets as proposed by the County Administrator on September 10, 2024, be amended as follows: #21. that the Hennepin County and Hennepin Healthcare System Behavioral Health Care Facility (1011346) be identified as a project in the 2025 Capital Budget, and that the 2025 revenue and expenditure authority be increased by \$15,000,000 in general obligation bonds for the initial planning and design of a new behavioral health care facility in downtown Minneapolis.


| Last Year's CIP Process Summary | Budget To-Date | 2024 | 2025 | 2026 | 2027 | 2028 | Future | Total |
|---------------------------------|----------------|------|------|------|------|------|--------|-------|
| Department Requested | | | | | | | | |
| Administrator Proposed | | | | | | | | |
| CBTF Recommended | | | | | | | | |
| Board Approved Final | | | | | | | | |

V. Human Services

Revenues | Human Services

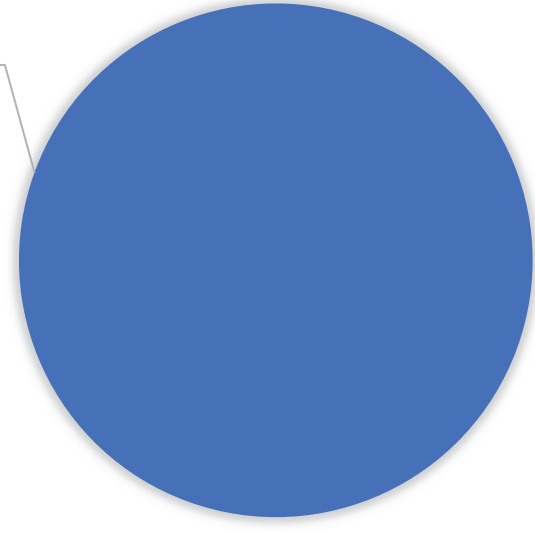
The Human Services business line is comprised of the Human Services Department and the Public Health Department. Human Services strives to improve the outcomes of safety, stability, self-sufficiency, and well-being for residents of Hennepin County, by assisting residents to access available services and resources and providing direct services and coordinating services from community providers. Public Health uses a health and racial equity framework to focus on improving and protecting the health of children, adolescents and adults in Hennepin County.

2025 BUDGET



2025 - 2029 CIP

Bonds: GO Property Tax



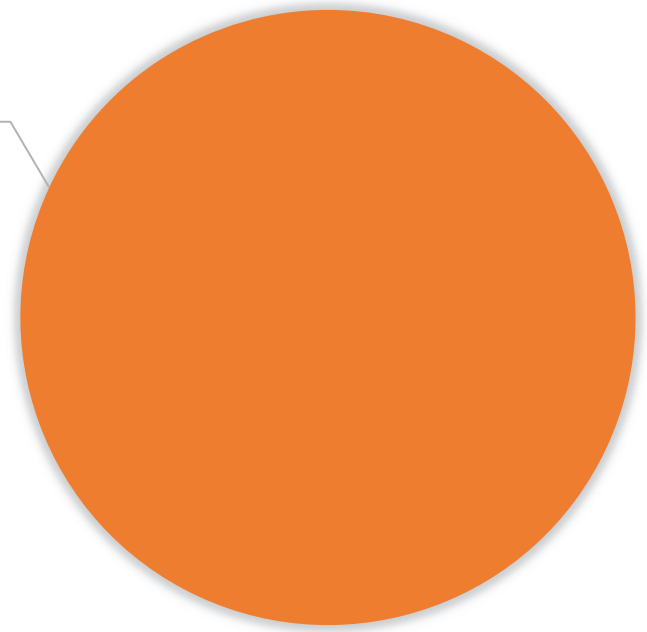
| Revenue Source | 2025 Budget | | 2026 | 2027 | 2028 | 2029 | 2025 - 2029 CIP | |
|------------------------|-------------|-------------|------------------|------------------|----------|----------|------------------|---------------|
| Bonds: GO Property Tax | 0 | 0.0% | 2,000,000 | 1,000,000 | 0 | 0 | 3,000,000 | 100.0% |
| Total | 0 | 0.0% | 2,000,000 | 1,000,000 | 0 | 0 | 3,000,000 | 100.0% |

2025 BUDGET



2025 - 2029 CIP

Human Svc & Public Health



| Department | 2025 Budget | | 2026 | 2027 | 2028 | 2029 | 2025 - 2029 CIP | |
|---------------------------|-------------|-------------|------------------|------------------|----------|----------|------------------|---------------|
| Human Svc & Public Health | 0 | 0.0% | 2,000,000 | 1,000,000 | 0 | 0 | 3,000,000 | 100.0% |
| Total | 0 | 0.0% | 2,000,000 | 1,000,000 | 0 | 0 | 3,000,000 | 100.0% |

CBTF Recommended: Revenues by Project

NOTE: All Total and subtotal lines precede detail

Projects shaded by Line of Business

| Pg# | Project | Revenue Category | Budget to Date | Budget Remaining | 5-Year Capital Improvement Program | | | | | Beyond 2029 | Total Project |
|---|---------|---|-------------------|------------------|------------------------------------|------------------|------------------|----------|----------|-------------|-------------------|
| | | | | | 2025 Budget | 2026 | 2027 | 2028 | 2029 | | |
| HUMAN SERVICES | | | 17,000,000 | 1,143,082 | 0 | 2,000,000 | 1,000,000 | 0 | 0 | 0 | 20,000,000 |
| Human Services & Public Health | | | 17,000,000 | 1,143,082 | 0 | 2,000,000 | 1,000,000 | 0 | 0 | 0 | 20,000,000 |
| V-4 | 1009347 | Human Services Centers Space Efficiency Modifications | 2,000,000 | 1,143,082 | 0 | 2,000,000 | 1,000,000 | 0 | 0 | 0 | 5,000,000 |
| | | Bonds - GO | 2,000,000 | | 0 | 2,000,000 | 1,000,000 | 0 | 0 | 0 | 5,000,000 |
| V-6 | 1010890 | Youth Behavioral Health Crisis Stabilization Center | 15,000,000 | 0 | 0 | 0 | 0 | 0 | 0 | 0 | 15,000,000 |
| | | Bonds - GO | 15,000,000 | | 0 | 0 | 0 | 0 | 0 | 0 | 15,000,000 |

Project Name: 1009347 Human Services Centers Space Efficiency Modifications
Major Program: Human Services
Department: Human Services & Public Health

Funding Start: 2023
Funding Completion: 2027

Summary:

This project will provide overall space planning and make necessary space improvements at the Human Services Centers, satellite offices and the 1256 Building based on the Human Services Department's new onsite service delivery model and staff space utilization.

Purpose & Description:

Human Services pivoted their service delivery model during the pandemic and will be leveraging the virtual and digital aspects of this model in the future.

The current floor plans at the Human Service Centers and satellites are based on a previously used business models and are not as efficient as they could be to serve residents. Human Services has moved to a model that provides resident choice, knowledge, access, and technology capabilities onsite for residents. Human Services continues to gather information to determine how to enhance the onsite resident experience at their locations and how best to partner with the community and providers to serve the residents of Hennepin County most effectively.

The space utilization of the staff offices continues to change based on business needs and changes in resident service models. Human Services are looking at leveraging some of their staff office space to work with providers and communities differently. This project would include changes to their staff office space to enhance internal and external collaboration.

Children and Family Services (CFS) also aims to remodel a portion of the 5th floor at the 1256 Building for staff office space, this work will be complete by Fall of 2024. NorthPoint Inc. had been using this suite as swing space until their permanent location in the expanded NorthPoint Clinic is complete. CFS intends to offer more care coordination and continuity of care for clients who are accessing NorthPoint Health and Wellness services. Dedicated and centrally located space for Children and Family Services also offers many benefits.



| REVENUE | Budget To-Date | Act & Enc | Balance | 2025 Budget | 2026 | 2027 | 2028 | 2029 | Future | Total |
|--------------|------------------|----------------|------------------|-------------|------------------|------------------|------|------|--------|------------------|
| Bonds - GO | 2,000,000 | 747,701 | 1,252,299 | | 2,000,000 | 1,000,000 | | | | 5,000,000 |
| Total | 2,000,000 | 747,701 | 1,252,299 | | 2,000,000 | 1,000,000 | | | | 5,000,000 |
| EXPENSE | Budget To-Date | Act & Enc | Balance | 2025 Budget | 2026 | 2027 | 2028 | 2029 | Future | Total |
| Construction | 800,000 | 403,878 | 396,122 | | 800,000 | 400,000 | | | | 2,000,000 |
| Consulting | 200,000 | 73,790 | 126,210 | | 200,000 | 100,000 | | | | 500,000 |
| Equipment | | 6,060 | (6,060) | | | | | | | |
| Furnishings | 800,000 | 333,911 | 466,089 | | 800,000 | 400,000 | | | | 2,000,000 |
| Other Costs | | 97,458 | (97,458) | | | | | | | |
| Contingency | 200,000 | | 200,000 | | 200,000 | 100,000 | | | | 500,000 |
| Total | 2,000,000 | 915,098 | 1,084,902 | | 2,000,000 | 1,000,000 | | | | 5,000,000 |

| | |
|--|---------------------------------|
| Project Name: 1009347 Human Services Centers Space Efficiency Modifications | Funding Start: 2023 |
| Major Program: Human Services | Funding Completion: 2027 |
| Department: Human Services & Public Health | |

| Current Year's CIP Process Summary | Budget To-Date | 2025 Budget | 2026 | 2027 | 2028 | 2029 | Future | Total |
|------------------------------------|----------------|-------------|-----------|-----------|------|------|--------|-----------|
| Department Requested | 2,000,000 | 2,000,000 | 1,000,000 | | | | | 5,000,000 |
| Administrator Proposed | 2,000,000 | | 2,000,000 | 1,000,000 | | | | 5,000,000 |
| CBTF Recommended | 2,000,000 | | 2,000,000 | 1,000,000 | | | | 5,000,000 |
| Board Approved Final | 2,000,000 | | 2,000,000 | 1,000,000 | | | | 5,000,000 |

Scheduling Milestones (major phases only):

Phase 1 - Staff Office Spaces:
1st Qtr 2024 - 1st Qtr 2025: Develop space plans
3rd Qtr 2025 - 4th Qtr 2026: Remodel Phase 1 (3 buildings)

Phase 2 - Resident Service Spaces:
1st Qtr 2024 - 2nd Qtr 2025: Develop space plans
2nd Qtr 2025 - 4th Qtr 2026: Remodel Phase 2 (4 buildings)

1256 Penn. Ave. N. 5th floor:
1st Qtr 2024 - 3rd Qtr 2024: Remodel (as part of Phase 1)

Project's Effect on the Operating Budget:
Staff anticipates that this project will have minor impacts to the annual operating costs.

Project's Effect on County Priorities:
Efficiency of Services: Remodeling of the service centers and the back-offices will improve efficiencies in delivering resident services.

Changes from Prior CIP:
No changes.

Board Resolutions / Supplemental Information:

This project includes the following five (5) regional centers, one satellite office and one location adjacent to NorthPoint:

1. Central/NE Human Services Center (Health Services Bldg.) - Downtown Minneapolis
2. North Mpls Human Services Center - North Minneapolis
3. NW Family Human Services Center - Brooklyn Center
4. South Mpls Human Services Center - South Minneapolis
5. South Suburban Human Services Center - Bloomington
6. Richfield Human Services Satellite - Richfield
7. 1256 Building, 5th floor - North Minneapolis (adjacent to NorthPoint)

Note: In the 1st quarter of 2024, Human Services vacated the West Suburban Human Services Center in Hopkins.

| Last Year's CIP Process Summary | Budget To-Date | 2024 | 2025 | 2026 | 2027 | 2028 | Future | Total |
|---------------------------------|----------------|-----------|-----------|-----------|------|------|--------|-----------|
| Department Requested | 1,000,000 | 2,000,000 | 2,000,000 | | | | | 5,000,000 |
| Administrator Proposed | 1,000,000 | 1,000,000 | 2,000,000 | 1,000,000 | | | | 5,000,000 |
| CBTF Recommended | 1,000,000 | 1,000,000 | 2,000,000 | 1,000,000 | | | | 5,000,000 |
| Board Approved Final | 1,000,000 | 1,000,000 | 2,000,000 | 1,000,000 | | | | 5,000,000 |

Project Name: 1010890 Youth Behavioral Health Crisis Stabilization Center
Major Program: Human Services
Department: Human Services & Public Health

Funding Start:
Funding Completion:

Summary:

This project will renovate the second and third floors of the North wing of the 1800 Chicago building into a crisis stabilization center for youth with complex mental health, substance use and behavioral needs.

Purpose & Description:

Advocates, families, and practitioners have long recognized the need for fundamental structural reform of systems for youth with emotional and behavioral health needs and their families. Currently a number of youth-serving systems, each with its own mandates, perspective, and priorities, have responsibility to serve these youth. The access route generally defines the problem, goals and objectives based on the mandates of the specific youth serving system. Consequently, the available services within these systems require youth to fit the program's structure rather than structuring supports and services to meet the individual needs of the youth and family.

Hennepin County began a reform initiative to restructure the system for delivering services to youth with behavioral health needs and their families utilizing a System of Care approach, coordinated and integrated at the local level, and focused on improved outcomes for youth and their families. Hennepin County Behavioral Health's goal is to achieve the outcomes consistent with System of Care by applying the framework, values and services within the context of an initiative designed to target a particularly vulnerable population.

This project will create a Youth Behavioral Health Crisis Stabilization Center on the second and third floors of the North wing at the County's 1800 Chicago location in Minneapolis, MN. Space will be build-out to allow an integrated model of care that incorporates System of Care values and principles, follows best practices, and targets youth with complex mental health and behavioral needs. Capital funding is requested to design and implement the space for primarily residential services, though recognizing the adjacent community-based supports who will conduct onsite services as needed.



| REVENUE | Budget To-Date | Act & Enc | Balance | 2025 Budget | 2026 | 2027 | 2028 | 2029 | Future | Total |
|--------------|-------------------|------------------|-------------------|-------------|------|------|------|------|--------|-------------------|
| Bonds - GO | 15,000,000 | | 15,000,000 | | | | | | | 15,000,000 |
| Total | 15,000,000 | | 15,000,000 | | | | | | | 15,000,000 |
| EXPENSE | Budget To-Date | Act & Enc | Balance | 2025 Budget | 2026 | 2027 | 2028 | 2029 | Future | Total |
| Construction | 15,000,000 | 9,175,000 | 5,825,000 | | | | | | | 15,000,000 |
| Consulting | | 160,332 | (160,332) | | | | | | | |
| Furnishings | | 17,540 | (17,540) | | | | | | | |
| Other Costs | | 1,590 | (1,590) | | | | | | | |
| Total | 15,000,000 | 9,354,462 | 5,645,538 | | | | | | | 15,000,000 |

| | |
|--|----------------------------|
| Project Name: 1010890 Youth Behavioral Health Crisis Stabilization Center | Funding Start: |
| Major Program: Human Services | Funding Completion: |
| Department: Human Services & Public Health | |

| Current Year's CIP Process Summary | Budget To-Date | 2025 Budget | 2026 | 2027 | 2028 | 2029 | Future | Total |
|------------------------------------|----------------|-------------|------------|------|------|------|--------|------------|
| Department Requested | 15,000,000 | 2,250,000 | 8,900,000 | | | | | 26,150,000 |
| Administrator Proposed | 15,000,000 | 500,000 | 10,800,000 | | | | | 26,300,000 |
| CBTF Recommended | 15,000,000 | 500,000 | 10,800,000 | | | | | 26,300,000 |
| Board Approved Final | 15,000,000 | | | | | | | 15,000,000 |

Scheduling Milestones (major phases only):

Scoping: 2nd Qtr 2024
 Design: 2nd Qtr 2025
 Procurement: 4th Qtr 2025
 Construction: 1st Qtr 2026
 Completion: 4th Qtr 2026

Project's Effect on the Operating Budget:

Operational funding will be sustained primarily through third party Medicaid billing. The Legislature directed the commissioner of DHS to submit a report by Oct. 2025 to the Legislature that includes draft legislation with the statutory changes necessary to implement the benefit including a timeline for state plan amendment to the Centers for Medicare and Medicaid Services.

Project's Effect on County Priorities:

Disparity Reduction: This project will positively effect the Health and Justice domains of disparity reduction by improving access to appropriate healthcare and services to a particularly vulnerable population. Additionally, small business hiring goals for consultants and contractors will align with County's priority to reduce disparities.

Changes from Prior CIP:

This project was identified during the 2025 CIP process, but was expedited due to its criticality and all funding was provided in 2024 via Resolution 24-0373. This project will renovate the second and third floors of the North wing of the 1800 Chicago building into a crisis stabilization center for youth with complex mental health, substance use and behavioral needs.

Board Resolutions / Supplemental Information:

RESOLUTION 24-0373 (11/13/2024): BE IT RESOLVED, that the Youth Behavioral Health Crisis Stabilization Center (1010890) capital project be deleted from 2025-2029 Capital Improvement Program, and that the 2025 revenue and expenditure capital budget authority be reduced by \$500,000.

Hennepin County Behavioral Health's integrated model of care:

Service Model:

- Acute Care
- Preventive Care
- Community Care

Eligibility: Youth ages 12 to 18 years old with known or suspected, complex mental health and behavioral needs.

Crisis Stabilization: Families may access crisis stabilization for short term (up to 15 days) to help families identify needs and supports for ongoing treatment planning. Crisis stabilization programming will be highly tailored to each individual youth and capable of serving (triage, assessment, family engagement, treatment planning etc) a wide range of clinical and non-clinical presentations.

Family Respite: Families may access short term (3-5 day) respite to help the household manage periods or dysregulated behavior. Respite will be provided by a culturally responsive provider.

Withdrawal Management: families may access age appropriate short term (1-3 day) withdrawal management services to support the detoxification and coordination of recovery supports. Withdrawal Management will be provided by a culturally responsive provider.

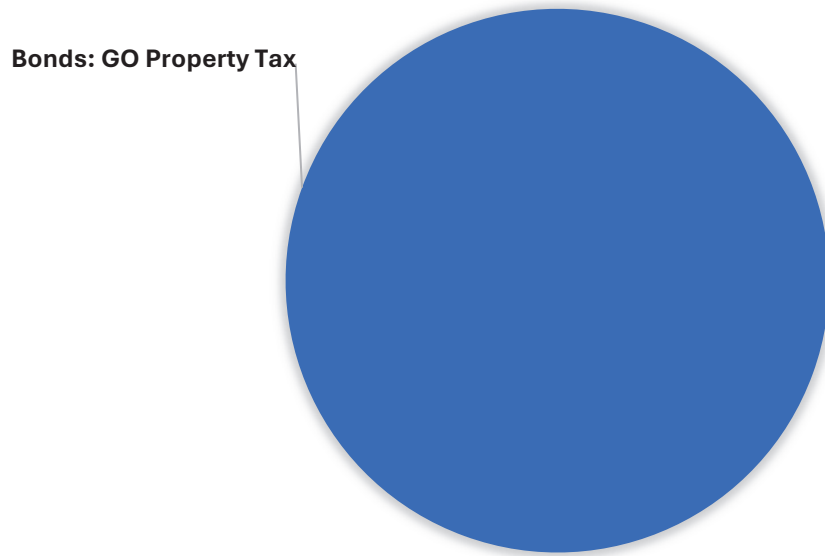
| Last Year's CIP Process Summary | Budget To-Date | 2024 | 2025 | 2026 | 2027 | 2028 | Future | Total |
|---------------------------------|----------------|------|------|------|------|------|--------|-------|
| Department Requested | | | | | | | | |
| Administrator Proposed | | | | | | | | |
| CBTF Recommended | | | | | | | | |
| Board Approved Final | | | | | | | | |

VI. Resident Services

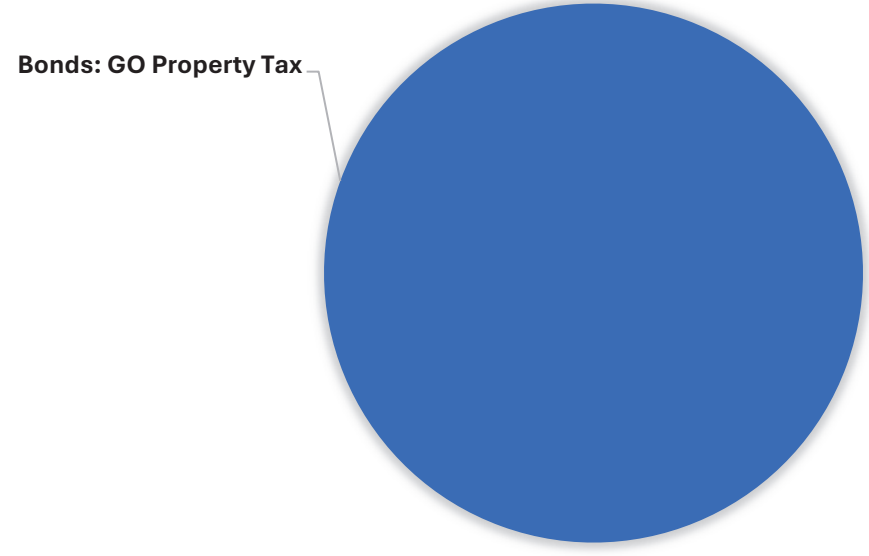
Revenues | Resident Services

Resident Services provides in-person and virtual resident focused services related to election administration, property tax and real property administration, licensing services at seven locations, and library services at 41 locations.

2025 BUDGET

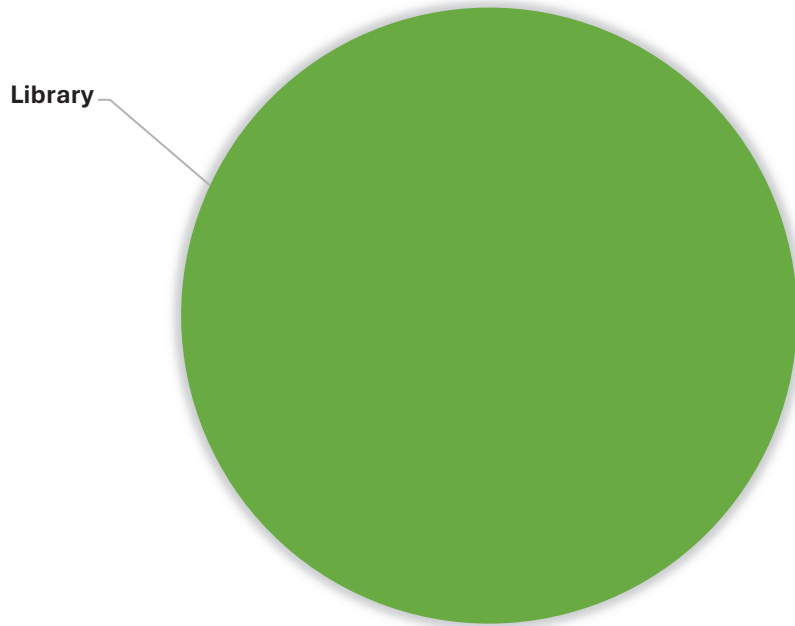


2025 - 2029 CIP

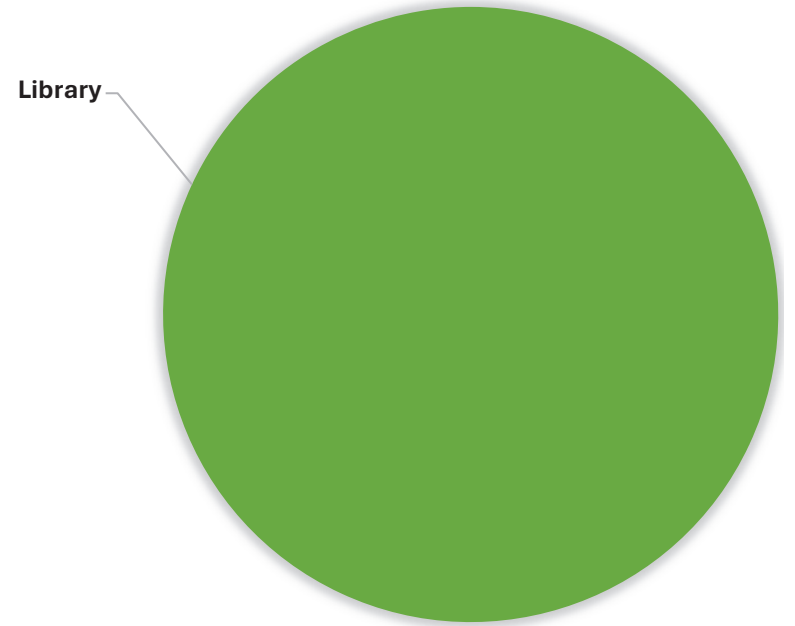


| Revenue Source | 2025 Budget | | 2026 | 2027 | 2028 | 2029 | 2025 - 2029 CIP | |
|------------------------|-------------------|---------------|-------------------|-------------------|-------------------|-------------------|--------------------|---------------|
| Bonds: GO Property Tax | 47,340,000 | 100.0% | 63,675,000 | 56,220,000 | 15,810,000 | 14,250,000 | 197,295,000 | 100.0% |
| Total | 47,340,000 | 100.0% | 63,675,000 | 56,220,000 | 15,810,000 | 14,250,000 | 197,295,000 | 100.0% |

2025 BUDGET



2025 - 2029 CIP



| Department | 2025 Budget | | 2026 | 2027 | 2028 | 2029 | 2025 - 2029 CIP | |
|--------------|-------------------|---------------|-------------------|-------------------|-------------------|-------------------|--------------------|---------------|
| Library | 47,340,000 | 100.0% | 63,675,000 | 56,220,000 | 15,810,000 | 14,250,000 | 197,295,000 | 100.0% |
| Total | 47,340,000 | 100.0% | 63,675,000 | 56,220,000 | 15,810,000 | 14,250,000 | 197,295,000 | 100.0% |

CBTF Recommended: Revenues by Project

NOTE: All Total and subtotal lines precede detail

Projects shaded by Line of Business

| Pg# | Project | Revenue Category | Budget to Date | Budget Remaining | 5-Year Capital Improvement Program | | | | | Beyond 2029 | Total Project |
|--------------------------|---------|--|-------------------|-------------------|------------------------------------|-------------------|-------------------|-------------------|-------------------|------------------|--------------------|
| | | | | | 2025 Budget | 2026 | 2027 | 2028 | 2029 | | |
| RESIDENT SERVICES | | | 50,470,000 | 31,529,200 | 47,340,000 | 63,675,000 | 56,220,000 | 15,810,000 | 14,250,000 | 1,875,000 | 249,640,000 |
| Library | | | 50,470,000 | 31,529,200 | 47,340,000 | 63,675,000 | 56,220,000 | 15,810,000 | 14,250,000 | 1,875,000 | 249,640,000 |
| VI-4 | 1004468 | New Westonka Library | 12,140,000 | 9,861,591 | 5,360,000 | 0 | 0 | 0 | 0 | 0 | 17,500,000 |
| | | Property Tax | 200,000 | | 0 | 0 | 0 | 0 | 0 | 0 | 200,000 |
| | | Bonds - GO | 11,940,000 | | 5,360,000 | 0 | 0 | 0 | 0 | 0 | 17,300,000 |
| VI-6 | 1005259 | New Southdale Library | 12,900,000 | 4,161,477 | 37,000,000 | 48,000,000 | 8,900,000 | 0 | 0 | 0 | 106,800,000 |
| | | Property Tax | 200,000 | | 0 | 0 | 0 | 0 | 0 | 0 | 200,000 |
| | | Bonds - GO | 12,700,000 | | 37,000,000 | 48,000,000 | 8,900,000 | 0 | 0 | 0 | 106,600,000 |
| VI-8 | 1001788 | Brookdale Library Remodeling & Facility Preservation | 1,175,000 | 835,038 | 0 | 8,525,000 | 33,800,000 | 0 | 0 | 0 | 43,500,000 |
| | | Bonds - GO | 1,175,000 | | 0 | 8,525,000 | 33,800,000 | 0 | 0 | 0 | 43,500,000 |
| VI-10 | 1005181 | Penn Lake Library Refurbishment | 6,770,000 | 6,654,965 | 1,730,000 | 0 | 0 | 0 | 0 | 0 | 8,500,000 |
| | | Bonds - GO | 6,770,000 | | 1,730,000 | 0 | 0 | 0 | 0 | 0 | 8,500,000 |
| VI-12 | 1009348 | Library Facility Modifications 2021-2025 | 2,250,000 | 1,321,516 | 750,000 | 0 | 0 | 0 | 0 | 0 | 3,000,000 |
| | | Bonds - GO | 2,250,000 | | 750,000 | 0 | 0 | 0 | 0 | 0 | 3,000,000 |
| VI-14 | 1010100 | Library Facility Modifications 2026-2030 | 0 | 0 | 0 | 750,000 | 750,000 | 750,000 | 750,000 | 0 | 3,000,000 |
| | | Bonds - GO | 0 | | 0 | 750,000 | 750,000 | 750,000 | 750,000 | 0 | 3,000,000 |
| VI-16 | 1004469 | East Lake Library Refurbishment | 335,000 | 335,000 | 0 | 0 | 0 | 1,565,000 | 8,000,000 | 1,875,000 | 11,775,000 |
| | | Bonds - GO | 335,000 | | 0 | 0 | 0 | 1,565,000 | 8,000,000 | 1,875,000 | 11,775,000 |
| VI-18 | 1004464 | Linden Hills Library Refurbishment | 0 | 0 | 0 | 730,000 | 6,140,000 | 710,000 | 0 | 0 | 7,580,000 |
| | | Bonds - GO | 0 | | 0 | 730,000 | 6,140,000 | 710,000 | 0 | 0 | 7,580,000 |
| VI-20 | 1010911 | Washburn Library Refurbishment | 0 | 0 | 0 | 170,000 | 1,130,000 | 7,285,000 | 0 | 0 | 8,585,000 |
| | | Bonds - GO | 0 | | 0 | 170,000 | 1,130,000 | 7,285,000 | 0 | 0 | 8,585,000 |
| VI-22 | 1010912 | Library Equipment Replacement 2025-2030 | 0 | 0 | 500,000 | 500,000 | 500,000 | 500,000 | 500,000 | 0 | 2,500,000 |
| | | Bonds - GO | 0 | | 500,000 | 500,000 | 500,000 | 500,000 | 500,000 | 0 | 2,500,000 |
| VI-24 | 1006394 | Library Facility Preservation 2021-2025 | 14,900,000 | 8,359,613 | 2,000,000 | 0 | 0 | 0 | 0 | 0 | 16,900,000 |
| | | Bonds - GO | 14,900,000 | | 2,000,000 | 0 | 0 | 0 | 0 | 0 | 16,900,000 |
| VI-26 | 1010099 | Library Facility Preservation 2026-2030 | 0 | 0 | 0 | 5,000,000 | 5,000,000 | 5,000,000 | 5,000,000 | 0 | 20,000,000 |
| | | Bonds - GO | 0 | | 0 | 5,000,000 | 5,000,000 | 5,000,000 | 5,000,000 | 0 | 20,000,000 |

Project Name: 1004468 New Westonka Library
Major Program: Resident Services
Department: Library

Funding Start: 2019
Funding Completion: 2025

Summary:

This project will replace the current Westonka Library with a new 12,000 gross square foot (GSF) library and associated parking on the existing 1.68 acre site located at 2079 Commerce Boulevard in Mound, MN.

Purpose & Description:

Recent condition assessment studies recommended replacement of the current 50-year-old library building, in lieu of refurbishment, due to the building's aging infrastructure and extent of deficiencies. Constructing a new library facility will provide a cost-effective modern, energy-efficient library to serve the community for the next 50 years or more. The new facility is envisioned to be a net-zero energy building, designed to produce 100% (or more) of the energy it consumes through on-site renewable energy sources.

Hennepin County Library (HCL) is committed to fulfilling its mission and vision and achieving the outcomes it sets through all of its services to inspire, facilitate and celebrate lifelong learning. Shaped by the information needs and aspirations of our residents, HCL envisions the library as a shared space for enrichment and connection. HCL is moving toward a more equitable and responsible capital improvement strategy. Based on the capital project framework, Westonka Library falls within these parameters.

The following will be included in the new building:

- Increased meeting and study areas of different sizes, including flexible spaces that can accommodate new technologies and library programs
- More accommodations for patrons using personal technology devices
- Early literacy spaces for learning opportunities
- Space for teens and after-school (tweens)
- Open spaces and improved building navigation that is intuitive and American Disabilities Act-compliant
- Staff area improvements to provide efficient and ergonomic workflow, active and quiet workspace, and ancillary support space
- Outdoor space for reading and programs



| REVENUE | Budget To-Date | Act & Enc | Balance | 2025 Budget | 2026 | 2027 | 2028 | 2029 | Future | Total |
|--------------|-------------------|------------------|-------------------|------------------|------|------|------|------|--------|-------------------|
| Property Tax | 200,000 | 200,000 | | | | | | | | 200,000 |
| Bonds - GO | 11,940,000 | 1,371,724 | 10,568,276 | 5,360,000 | | | | | | 17,300,000 |
| Total | 12,140,000 | 1,571,724 | 10,568,276 | 5,360,000 | | | | | | 17,500,000 |
| EXPENSE | Budget To-Date | Act & Enc | Balance | 2025 Budget | 2026 | 2027 | 2028 | 2029 | Future | Total |
| Construction | 9,933,000 | 1,632,973 | 8,300,027 | 3,166,000 | | | | | | 13,099,000 |
| Consulting | 1,695,000 | 633,586 | 1,061,414 | 626,000 | | | | | | 2,321,000 |
| Equipment | | | | 282,000 | | | | | | 282,000 |
| Furnishings | | | | 602,000 | | | | | | 602,000 |
| Other Costs | 24,000 | 5,731 | 18,269 | 219,000 | | | | | | 243,000 |
| Contingency | 488,000 | | 488,000 | 465,000 | | | | | | 953,000 |
| Total | 12,140,000 | 2,272,290 | 9,867,710 | 5,360,000 | | | | | | 17,500,000 |

| | |
|---|---------------------------------|
| Project Name: 1004468 New Westonka Library | Funding Start: 2019 |
| Major Program: Resident Services | Funding Completion: 2025 |
| Department: Library | |

| Current Year's CIP Process Summary | Budget To-Date | 2025 Budget | 2026 | 2027 | 2028 | 2029 | Future | Total |
|------------------------------------|----------------|-------------|------|------|------|------|--------|------------|
| Department Requested | 12,140,000 | 5,360,000 | | | | | | 17,500,000 |
| Administrator Proposed | 12,140,000 | 5,360,000 | | | | | | 17,500,000 |
| CBTF Recommended | 12,140,000 | 5,360,000 | | | | | | 17,500,000 |
| Board Approved Final | 12,140,000 | 5,360,000 | | | | | | 17,500,000 |

Scheduling Milestones (major phases only):

Pre-Design: 1st Qtr 2023
 Design: 3rd Qtr 2023
 Procurement: 3rd Qtr 2024
 Construction: 4th Qtr 2024 (the library will be closed for approx. 20 mos.)
 Completion: 1st Qtr 2026

Note: A community engagement process was conducted in the pre-design and design development phases to solicit input from residents, library patrons and other stakeholders.

Project's Effect on the Operating Budget:

The energy savings in building a net-zero library compared to a new efficient library would be about \$20,000 annually. Additional operational costs estimated at \$3,000 annually will be incurred to ensure that the systems perform at their peak capacity.

Project's Effect on County Priorities:

Climate Action: Making this library a net-zero facility will help the county reach its Climate Action Plan goal of 45% greenhouse gas reduction by 2030 and "net zero" by 2050. Reducing the carbon footprint of Westonka Library by 83,000 pounds of carbon dioxide annually is equivalent to eliminating the emissions of 8.5 homes.

Changes from Prior CIP:

No changes.

Board Resolutions / Supplemental Information:

A feasibility study for designing a net-zero library facility was conducted in 2018/2019. A net-zero building balances energy used with energy produced through on-site renewable sources such as geothermal heat source and solar panels. The study found that the Westonka Library, based on its building size and ample south-facing site, would be an ideal candidate for a new-zero facility. This project is expected to have a payback of 13 years.

To meet county climate action plan and MN B3 requirements goals, the new facility will include:

- Fenestration to maximize natural light within the library, as well as occupants' views to the outdoors;
- Outdoor program space that preserves existing older-growth trees, while creating new habitats for pollinators and other local wildlife;
- 92% of stormwater managed on-site;
- 50% reduction in potable water use;
- Place-based design that reflects the local community and natural surroundings; and
- Recycling and reuse of 75% of construction/demo waste to reduce the amount of waste sent to landfills.

The existing 8,600 GSF library will be demolished, it is 50 years old with aging infrastructure and building systems that are at end of useful life. The projected space requirement for the new library is 12,000 GSF, approximately 3,400 GSF more than the current library building. The additional space is required to properly accommodate new, modern mechanical, electrical and technology systems for the library facility, as well as sufficient staff workspace and restrooms that meet accessibility space requirements.

Note: A temporary location while the library is under construction is proposed and included in the cost estimate.

Environmental Notes: Anytime a new building is constructed, there is a cost to the environment. However, since the existing Westonka library infrastructure has been deemed to be past its useable life, and a library in this area is a need, building new in the most efficient and sustainable manner possible reflects the county's priorities. The impact of demolishing the existing infrastructure will be mitigated by recycling demolition debris. This building will be a sustainable new library energy-wise (net zero) and will meet and exceed the MN B3 guidelines.

RESOLUTION 23-0409 (11/2/2023): BE IT RESOLVED, that the following actions be approved for the Westonka Library Replacement project (CP 1004468): Approval of schematic design for the Westonka Library Replacement project...

| Last Year's CIP Process Summary | Budget To-Date | 2024 | 2025 | 2026 | 2027 | 2028 | Future | Total |
|---------------------------------|----------------|------------|-----------|------|------|------|--------|------------|
| Department Requested | 1,040,000 | 11,100,000 | 5,360,000 | | | | | 17,500,000 |
| Administrator Proposed | 1,040,000 | 11,100,000 | 5,360,000 | | | | | 17,500,000 |
| CBTF Recommended | 1,040,000 | 11,100,000 | 5,360,000 | | | | | 17,500,000 |
| Board Approved Final | 1,040,000 | 11,100,000 | 5,360,000 | | | | | 17,500,000 |

Project Name: 1005259 New Southdale Library
Major Program: Resident Services
Department: Library

Funding Start: 2018
Funding Completion: 2027

Summary:

This project will replace the current Southdale Library located at 7009 York Ave. S. in Edina, MN with a new facility comprised of a 48,500 GSF library and building common areas, 28,600 GSF underground parking garage, and 17,500 GSF Edina Art Center.

Purpose & Description:

Condition assessment studies recommended replacement of the current 50-year-old library building, in lieu of refurbishment, due to the building's aging infrastructure and extent of deficiencies. Constructing a new library facility will provide a cost-effective modern, energy-efficient library to serve the community for the next 50 years or more. The new facility will include tenant space on the second floor for the City of Edina's art center relocation.

Hennepin County Library (HCL) is committed to fulfilling our mission and vision and achieving the outcomes we set through all of our services to inspire, facilitate and celebrate lifelong learning. Shaped by the information needs and aspirations of our residents, we envision the library as a shared space for enrichment and connection. Hennepin County Library is moving toward a more equitable and responsible capital improvement strategy. Based on the capital project framework, Southdale Library falls within these parameters.

Built in 1972, the current Southdale Library has served the residents of Edina, Richfield, Bloomington, and Minneapolis for almost five decades with its extensive collections, meeting spaces and community responsive programming. The building was added onto several times to accommodate a service center and courts, becoming the "Southdale Regional Center." The service center and courts were relocated between 2016-2019. This project will build a new Southdale Library with an underground parking garage (95 stalls underground, plus 64 surface stalls), and green space on the current 7.7 acre Southdale Regional Center site and will incorporate key aspects of the Library's new Strategic Plan, most notably:

- Creating inviting, inclusive, accessible, and safe public spaces, delivering a positive and equitable experience to every patron;
- Increased meeting and study areas, including flexible spaces that can accommodate new technologies and library programs;
- More accommodations for patrons using personal technology devices;
- Early literacy spaces for learning opportunities and space for teens and after-school (tweens);
- Open spaces and improved building navigation that is intuitive and American Disabilities Act-compliant;
- Staff area improvements to provide efficient and ergonomic workflow, active and quiet workspace, and ancillary support space; and
- Outdoor space for reading and programs for both Library and Edina Art Center



| REVENUE | Budget To-Date | Act & Enc | Balance | 2025 Budget | 2026 | 2027 | 2028 | 2029 | Future | Total |
|--------------|-------------------|------------------|-------------------|-------------------|-------------------|------------------|------|------|--------|--------------------|
| Property Tax | 200,000 | 200,000 | | | | | | | | 200,000 |
| Bonds - GO | 12,700,000 | 2,321,736 | 10,378,264 | 37,000,000 | 48,000,000 | 8,900,000 | | | | 106,600,000 |
| Total | 12,900,000 | 2,521,736 | 10,378,264 | 37,000,000 | 48,000,000 | 8,900,000 | | | | 106,800,000 |
| EXPENSE | Budget To-Date | Act & Enc | Balance | 2025 Budget | 2026 | 2027 | 2028 | 2029 | Future | Total |
| Construction | 4,559,000 | 241,301 | 4,317,699 | 32,000,000 | 43,000,000 | 6,500,000 | | | | 86,059,000 |
| Consulting | 6,547,000 | 8,651,100 | (2,104,100) | 2,400,000 | 450,000 | 143,000 | | | | 9,540,000 |
| Equipment | | | | | 510,000 | 180,000 | | | | 690,000 |
| Furnishings | | | | 375,000 | 2,160,000 | 435,000 | | | | 2,970,000 |
| Other Costs | 454,000 | | 454,000 | 539,000 | 673,000 | 135,000 | | | | 1,801,000 |
| Contingency | 1,340,000 | | 1,340,000 | 1,686,000 | 1,207,000 | 1,507,000 | | | | 5,740,000 |
| Total | 12,900,000 | 8,892,401 | 4,007,599 | 37,000,000 | 48,000,000 | 8,900,000 | | | | 106,800,000 |

| | |
|--|---------------------------------|
| Project Name: 1005259 New Southdale Library | Funding Start: 2018 |
| Major Program: Resident Services | Funding Completion: 2027 |
| Department: Library | |

| Current Year's CIP Process Summary | Budget To-Date | 2025 Budget | 2026 | 2027 | 2028 | 2029 | Future | Total |
|------------------------------------|----------------|-------------|------------|-----------|------|------|--------|-------------|
| Department Requested | 12,900,000 | 88,385,000 | 5,515,000 | | | | | 106,800,000 |
| Administrator Proposed | 12,900,000 | 37,000,000 | 48,000,000 | 8,900,000 | | | | 106,800,000 |
| CBTF Recommended | 12,900,000 | 37,000,000 | 48,000,000 | 8,900,000 | | | | 106,800,000 |
| Board Approved Final | 12,900,000 | 37,000,000 | 48,000,000 | 8,900,000 | | | | 106,800,000 |

Scheduling Milestones (major phases only):

In 2021-22, the Library Department develop a strategic master plan for all its operations and libraries across the county. The findings from the strategic planning effort will guide the planning for the New Southdale Library project

Scoping: 2nd Qtr 2023
 Design: 2nd Qtr 2024
 Procurement: 1st Qtr 2025
 Construction: 2nd Qtr 2025 (Library closure is approx. 28 months)
 Completion: 3rd Qtr 2027

Note: A community engagement process was conducted in pre-design and schematic design phases to solicit input from residents, library patrons and other stakeholders.

Project's Effect on the Operating Budget:

Future impacts to Facility Services and Library operating budgets will be determined in the early stages of design.

Project's Effect on County Priorities:

Climate Action: Sustainable design elements to be incorporated to align with County's Climate Action Plan.

Disparity Reduction: Small business hiring goals for consultants and contractors to align with County's priority to reduce disparities.

Changes from Prior CIP:

The 2024 estimate has increased \$11,800,000 over the 2023-2027 estimate, the budget increase reflects a better understanding of the climate action design features required to meet MN B3 and the current market conditions through the Construction Manager at Risk cost estimating and preconstruction services.

Board Resolutions / Supplemental Information:

The budget as shown is the estimated total project cost for all components. A long-term lease agreement, revenues from the City of Edina, which plans to occupy the top floor of the project. In addition to paying base rent and operating costs for the space, the City of Edina will reimburse the County for expenses related to the buildout of the space and tenant improvements therein will support the initial capital investment thereby reducing the County's share of project revenues. Amounts and the timing of receipt of funds are under discussion. The revenue budget will be adjusted once details are known.

In addition to the library and the art center, which will be located on the northern portion of the site, the southern portion of the site will be transformed and dedicated to green space, managed by Edina Parks and Recreation. A public green space that provides outdoor education opportunities and a trail head for Three Rivers Park District's Nine-mile Creek multi-modal trail. The project will meet Minnesota B3 guidelines. The stormwater management will address the existing 100-year flood plain on the site and will serve as a critical role in MN B3 site strategies. The project will include water and energy-saving strategies through passive and active design. Other strategies in line with the County's Climate Action Plan include:

- Maximizing the building orientation for the site's sun orientation and wind patterns
- High energy efficient heating and cooling systems with a high-performance building envelope
- Industry leading geothermal
- Maximizing natural daylight throughout
- Reducing carbon emissions through electrification and limited gas use
- Electric Vehicle stations and infrastructure for more in the future
- Photovoltaic panel array and green roof system
- Reduction of impervious surfaces by 60% and improve site accessibility
- Restore ecological function, habitat and native plantings

RESOLUTION 24-0254 (6/25/2024): BE IT RESOLVED, that the following actions be approved for the Southdale Library Replacement project (CP 1004468): Approval of schematic design for the Southdale Library Replacement project;... BE IT FURTHER RESOLVED, that the capital funding for the Southdale Library Replacement project (CP 1005259) in the amount of \$106,800,000 be included in the prospective 2025-2029 Capital Improvement Program.

| Last Year's CIP Process Summary | Budget To-Date | 2024 | 2025 | 2026 | 2027 | 2028 | Future | Total |
|---------------------------------|----------------|-----------|------------|-----------|------|------|--------|------------|
| Department Requested | 10,600,000 | | 76,740,000 | 7,660,000 | | | | 95,000,000 |
| Administrator Proposed | 10,600,000 | 2,300,000 | 74,440,000 | 7,660,000 | | | | 95,000,000 |
| CBTF Recommended | 10,600,000 | 2,300,000 | 74,440,000 | 7,660,000 | | | | 95,000,000 |
| Board Approved Final | 10,600,000 | 2,300,000 | 74,440,000 | 7,660,000 | | | | 95,000,000 |

Project Name: 1001788 Brookdale Library Remodeling & Facility Preservation
Major Program: Resident Services
Department: Library

Funding Start: 2017
Funding Completion: 2027

Summary:

This project will remodel the Brookdale Library, address facility-wide asset preservation work and refurbish the Service Center at the Brookdale Regional Center, located at 6125 Shingle Creek Parkway in Brooklyn Center, MN.

Purpose & Description:

Hennepin County Library (HCL) is committed to fulfilling its mission and vision while achieving outcomes it sets through all of its services to inspire, facilitate and celebrate lifelong learning. Shaped by the information needs and aspirations of its residents, HCL envisions the library as a shared space for enrichment and connection. Hennepin County Library has moved toward a more equitable and responsive capital improvement strategy. Based on the new library strategic plan, upcoming facility master plan and the capital project framework, Brookdale Library falls within the improvement parameters.

This project will remodel approximately 57,000 USF of the library (including 13,000 USF of staff space) to align with present-day library space demands and make it more efficient and patron friendly. Proposed improvements to the library includes: an improved entry to make it more inviting and intuitive; reconfiguration of public areas to better accommodate patrons; consolidation of service points; creation of flexible spaces; addition of collaborative work areas and reimagined youth areas. Additionally, automated materials handling system (AMH) will be replaced, sightlines and technology will be improved, new carpeting and furniture will be installed throughout, and the drive-up book return will be evaluated for possible improvements.

This project will also address facility-wide asset preservation work at the Brookdale Regional Center campus. Work includes: roof replacement; parking lot redesign; chiller replacement; generator replacement; site work (grading, sidewalks, landscaping); envelope refurbishment; mechanical, electrical, plumbing evaluations and implementation; ADA evaluation and implementation; address restroom issues; photo-voltaic panel system design and installation.

In addition, the Service Center will be refurbished, including new service counters and staff furniture that, due to heavy use over the last 2 decades, are beyond their useful life and require replacement.



| REVENUE | Budget To-Date | Act & Enc | Balance | 2025 Budget | 2026 | 2027 | 2028 | 2029 | Future | Total |
|--------------|------------------|----------------|----------------|-------------|------------------|-------------------|------|------|--------|-------------------|
| Bonds - GO | 1,175,000 | 324,815 | 850,185 | | 8,525,000 | 33,800,000 | | | | 43,500,000 |
| Total | 1,175,000 | 324,815 | 850,185 | | 8,525,000 | 33,800,000 | | | | 43,500,000 |
| EXPENSE | Budget To-Date | Act & Enc | Balance | 2025 Budget | 2026 | 2027 | 2028 | 2029 | Future | Total |
| Construction | | | | | 3,379,000 | 25,711,000 | | | | 29,090,000 |
| Consulting | 1,140,000 | 336,962 | 803,038 | | 2,449,000 | | | | | 3,589,000 |
| Equipment | | | | | 506,000 | 1,516,000 | | | | 2,022,000 |
| Furnishings | | | | | 783,000 | 2,346,000 | | | | 3,129,000 |
| Other Costs | | | | | 247,000 | 739,000 | | | | 986,000 |
| Contingency | 35,000 | | 35,000 | | 1,161,000 | 3,488,000 | | | | 4,684,000 |
| Total | 1,175,000 | 336,962 | 838,038 | | 8,525,000 | 33,800,000 | | | | 43,500,000 |

| | |
|---|---------------------------------|
| Project Name: 1001788 Brookdale Library Remodeling & Facility Preservation | Funding Start: 2017 |
| Major Program: Resident Services | Funding Completion: 2027 |
| Department: Library | |

| Current Year's CIP Process Summary | Budget To-Date | 2025 Budget | 2026 | 2027 | 2028 | 2029 | Future | Total |
|------------------------------------|----------------|-------------|-----------|------------|------|------|--------|------------|
| Department Requested | 1,175,000 | | 8,525,000 | 33,800,000 | | | | 43,500,000 |
| Administrator Proposed | 1,175,000 | | 8,525,000 | 33,800,000 | | | | 43,500,000 |
| CBTF Recommended | 1,175,000 | | 8,525,000 | 33,800,000 | | | | 43,500,000 |
| Board Approved Final | 1,175,000 | | 8,525,000 | 33,800,000 | | | | 43,500,000 |

Scheduling Milestones (major phases only):

Scoping: 2nd Qtr 2024
 Design: 1st Qtr 2026
 Procurement: 1st Qtr 2027
 Construction: 2nd Qtr 2027 (Library closed for 17 months)
 Completion: 3rd Qtr 2028

Project's Effect on the Operating Budget:

Future impacts to Facility Services and Library operating budgets will be determined in the early stages of design.

Project's Effect on County Priorities:

Disparity Reduction: Hennepin County is focused on reducing disparities. Hennepin County Libraries has analyzed the neighborhoods surrounding each of our 41 buildings and Brookdale Library is located in a high priority neighborhood for County services due to disparities these communities face in education rates, income levels, English proficiency, home ownership, and employment.

Climate Action: Sustainable design elements to be incorporated to align with County's Climate Action Plan.

Changes from Prior CIP:

This 2025 estimate has increased substantially over the 2024-2028 approved budget due to combining the scope from the Brookdale Regional Center Facility Preservation (#1010190) project into this capital project and additional scope for improvements to the Resident Service Center and additional climate action items. The costs can be broken down in the following: Addition of facility preservation scope (\$16m), addition of climate action scope (\$6m), Service Center improvements (\$2.5m), construction escalation and a temporary location for the Library during remodeling (\$1.75m).

Board Resolutions / Supplemental Information:

The findings from the HCL Strategic Plan 2023-2027 report and the forthcoming HCL Facility Master Plan will guide the planning for the Brookdale Library Refurbishment project.

The Brookdale Regional Center is a 130,000 GSF single story facility situated on a 10 acre site with a surface lot for 508 vehicles. It is comprised of the Library, with 57,000 USF as well as other major public service components that include a Taxpayer Services service center, Community Corrections & Rehabilitation probation office and District Court. The Brookdale Library was renovated and expanded in 2004, as part of the larger Brookdale Regional Center Remodeling project. The Library has not seen any significant remodeling or refurbishments since that time.

The existing Automatic Materials Handling machine (AMH) operates on pneumatic controls and through the use of mechanical rotators and placers. Parts for this machine are no longer available. Newer technology uses electronic controls and sorts into bins, requiring less maintenance with improved energy efficiency.

The budget includes the following components:

- Library Remodeling: \$ 18,500,000
- Facility-wide Preservation: \$ 15,500,000
- Facility-wide Climate Action: \$ 5,500,000
- Service Center modifications: \$ 2,500,000
- TOTAL: \$ 42,000,000

Notes:

- The project name has change as the scope has now been combined with the Brookdale Regional Center Facility Preservation (#1010190) project, this project was previously entitled the 'Brookdale Library Remodeling' project.
- A temporary location while the library is under construction is proposed and included in the cost estimate.

| Last Year's CIP Process Summary | Budget To-Date | 2024 | 2025 | 2026 | 2027 | 2028 | Future | Total |
|---------------------------------|----------------|-----------|-----------|------------|------|------|--------|------------|
| Department Requested | 115,000 | 1,060,000 | 4,225,000 | 11,870,000 | | | | 17,270,000 |
| Administrator Proposed | 115,000 | 1,060,000 | 4,225,000 | 11,870,000 | | | | 17,270,000 |
| CBTF Recommended | 115,000 | 1,060,000 | 4,225,000 | 11,870,000 | | | | 17,270,000 |
| Board Approved Final | 115,000 | 1,060,000 | 4,225,000 | 11,870,000 | | | | 17,270,000 |

Project Name: 1005181 Penn Lake Library Refurbishment
Major Program: Resident Services
Department: Library

Funding Start: 2024
Funding Completion: 2025

Summary:

This project will remodel and refurbish select areas of the Penn Lake Library. Additionally, facility asset preservation improvements will also be made to address critical infrastructure and building system requirements to ensure long-term integrity and functionality of this county asset.

Purpose & Description:

Hennepin County Library (HCL) is committed to fulfilling its mission and vision while achieving outcomes it sets through all of its services to inspire, facilitate and celebrate lifelong learning. Shaped by the information needs and aspirations of its residents, HCL envisions the library as a shared space for enrichment and connection. Hennepin County Library has moved toward a more equitable and responsive capital improvement strategy. Based on the new library strategic plan, upcoming facility master plan and the capital project framework, Penn Lake Library falls within the improvement parameters.

Penn Lake Library has served the community for over 50 years and the library last had renovation work done in 2012. To improve the patron experience interior refurbishments and upgrades will include new shelving, book bins, furniture, study rooms, space reconfiguration to improve sightlines, updated restrooms, and staff area improvements. Asset preservation scope will also include improvements necessary to address building code compliance requirements and security upgrades that meet current county building standards.

Additionally, with the age of the facility, some critical infrastructure items reaching their life-cycle point. Some infrastructure items that are past their useful life include:

- Roof replacement (this will require adding insulation / re-designing entire roof drainage system for code compliance / performance)
- Site paving and parking lot replacement (including adding EV chargers)
- Stormwater drainage modifications
- Window replacement
- HVAC replacements or modifications
- Building Envelope

Asset preservation scope will also include improvements necessary to address building code compliance requirements and security upgrades that meet current county building standards.



| REVENUE | Budget To-Date | Act & Enc | Balance | 2025 Budget | 2026 | 2027 | 2028 | 2029 | Future | Total |
|--------------|------------------|----------------|------------------|------------------|------|------|------|------|--------|------------------|
| Bonds - GO | 6,770,000 | 100,072 | 6,669,928 | 1,730,000 | | | | | | 8,500,000 |
| Total | 6,770,000 | 100,072 | 6,669,928 | 1,730,000 | | | | | | 8,500,000 |

| EXPENSE | Budget To-Date | Act & Enc | Balance | 2025 Budget | 2026 | 2027 | 2028 | 2029 | Future | Total |
|--------------|------------------|----------------|------------------|------------------|------|------|------|------|--------|------------------|
| Construction | 4,868,000 | | 4,868,000 | 1,500,000 | | | | | | 6,368,000 |
| Consulting | 630,000 | 115,035 | 514,965 | 230,000 | | | | | | 860,000 |
| Equipment | 98,000 | | 98,000 | | | | | | | 98,000 |
| Furnishings | 323,000 | | 323,000 | | | | | | | 323,000 |
| Other Costs | 112,000 | | 112,000 | | | | | | | 112,000 |
| Contingency | 739,000 | | 739,000 | | | | | | | 739,000 |
| Total | 6,770,000 | 115,035 | 6,654,965 | 1,730,000 | | | | | | 8,500,000 |

| | |
|--|---------------------------------|
| Project Name: 1005181 Penn Lake Library Refurbishment | Funding Start: 2024 |
| Major Program: Resident Services | Funding Completion: 2025 |
| Department: Library | |

| Current Year's CIP Process Summary | Budget To-Date | 2025 Budget | 2026 | 2027 | 2028 | 2029 | Future | Total |
|------------------------------------|----------------|-------------|------|------|------|------|--------|-----------|
| Department Requested | 6,770,000 | 1,730,000 | | | | | | 8,500,000 |
| Administrator Proposed | 6,770,000 | 1,730,000 | | | | | | 8,500,000 |
| CBTF Recommended | 6,770,000 | 1,730,000 | | | | | | 8,500,000 |
| Board Approved Final | 6,770,000 | 1,730,000 | | | | | | 8,500,000 |

Scheduling Milestones (major phases only):

Facility assessments were completed in the 2nd-3rd quarter of 2023 evaluating window, roof and envelope conditions. Their current conditions were determined and are aiding in the sequencing of work for the eventual library closure for construction. This work will be funded from the Library Facility Preservation 2021-2025 (1006394) project.

Scoping: 2024
 Design: 3rd Qtr 2024
 Procurement: 3rd Qtr 2025
 Construction: 4th Qtr 2025 (the library will be closed for approx. 13 mos.)
 Completion: 4th Qtr 2026

Board Resolutions / Supplemental Information:

Penn Lake Library, located at 880 Penn Avenue South in Bloomington, MN, is a single story, 14,900 gross square foot building. Penn Lake opened in 1970 and was the first free-standing library in Bloomington. The site is 2.13 acres in size with a surface parking lot for 79 vehicles.

This project will comply with the State of Minnesota B3 Guidelines to the extent possible while meeting project scope, schedule, and budget.

This project reflects the Library/Facility Services focus on the asset as a whole and is an effort to coordinate and combine both facility preservation items and Library remodeling needs to take advantage of upgrades while the Library is closed

Project's Effect on the Operating Budget:

It's anticipated that there will be an energy cost savings due to improvements made to the roof, HVAC equipment and windows. Without this major work, the operating budgets will need to be drastically increased annually to make necessary repairs. It is anticipated that there would be a cost savings in energy use due to the changes and upgrades to the minor compressor replacements and building envelope, new windows and a new roof.

Preliminary staff assessment of the facility indicates there are infrastructure and building system improvements needed to preserve building integrity and longevity including: exterior building shell (masonry tuck-pointing, window repairs); exterior site improvements (storm water management, pavement repairs, landscape), lighting upgrades for energy improvements; interior improvements (flooring and finishes replacement); technology system upgrades (IT/security); HVAC equipment replacements. Improvements needed to address code compliance, energy code, and environmental and safety requirements will also be incorporated into the full project scope.

Project's Effect on County Priorities:

Climate Action: In alignment with the county's Climate Action Plan, electric vehicle chargers and sustainable stormwater management techniques will be incorporated into the scope of this project. A focused look at how all other improvements can be addressed to positively address Climate Action will also be considered.

Changes from Prior CIP:

The 2025 estimate has increased by \$1,730,000 over the 2024-2028 approved budget to due increased cost associated with the re-design and replacement of the roof and drainage system.

| Last Year's CIP Process Summary | Budget To-Date | 2024 | 2025 | 2026 | 2027 | 2028 | Future | Total |
|---------------------------------|----------------|-----------|------|------|------|------|--------|-----------|
| Department Requested | | 6,770,000 | | | | | | 6,770,000 |
| Administrator Proposed | | 6,770,000 | | | | | | 6,770,000 |
| CBTF Recommended | | 6,770,000 | | | | | | 6,770,000 |
| Board Approved Final | | 6,770,000 | | | | | | 6,770,000 |

Project Name: 1009348 Library Facility Modifications 2021-2025
Major Program: Resident Services
Department: Library

Funding Start: 2021
Funding Completion: 2025

Summary:

This project will provide the Hennepin County Library (HCL) Department with an annual appropriation for implementing system-wide modifications as required to respond to operational needs of its facilities and to make any necessary adjustments to library spaces.

Purpose & Description:

The Library's Capital Framework, the HCL Strategic Plan 2023-2027 report, and the forthcoming HCL Facility Master Plan are in alignment with Facility Services' five-year capital improvement program. This alignment allows for joint planning by the Library and Facility Services, advises County Administration on capital funding priorities and allows for well-coordinated implementation of various types of capital projects to better serve the community.

This request is based on a cyclical program of facility assessments and staff observations that form the basis for the identified project scope. This project is used to update any library building in the Hennepin County Library system where improvements are of a scale that do not require an independent capital request. Funds from this project are often used in conjunction with other Library capital projects including Library Facility Preservation, Climate Action Plan Facility Implementation and Technology Modifications. This work is necessary to keep all library spaces in optimal condition to facilitate use by library patrons and staff and will support space modifications needed to implement recommendations from the HCL Strategic Plan 2023-2027 report, and the forthcoming HCL Facility Master Plan.

Typical improvements and modifications include:

- Broadening access to technology
- Configuring spaces to reflect new and broader purposes - inefficiencies and operational changes
- Creating library environments that are welcoming, safe, and secure
- Providing innovative services in buildings, online, and in the community
- Updating and maintaining facilities based on Hennepin County standards



| REVENUE | Budget To-Date | Act & Enc | Balance | 2025 Budget | 2026 | 2027 | 2028 | 2029 | Future | Total |
|--------------|------------------|------------------|------------------|----------------|------|------|------|------|--------|------------------|
| Bonds - GO | 2,250,000 | 680,838 | 1,569,162 | 750,000 | | | | | | 3,000,000 |
| Total | 2,250,000 | 680,838 | 1,569,162 | 750,000 | | | | | | 3,000,000 |
| EXPENSE | Budget To-Date | Act & Enc | Balance | 2025 Budget | 2026 | 2027 | 2028 | 2029 | Future | Total |
| Construction | 1,450,000 | 447,496 | 1,002,504 | 500,000 | | | | | | 1,950,000 |
| Consulting | 250,000 | 309,481 | (59,481) | 50,000 | | | | | | 300,000 |
| Equipment | | 66,425 | (66,425) | | | | | | | |
| Furnishings | 450,000 | 258,319 | 191,681 | 150,000 | | | | | | 600,000 |
| Other Costs | | 50,876 | (50,876) | | | | | | | |
| Contingency | 100,000 | | 100,000 | 50,000 | | | | | | 150,000 |
| Total | 2,250,000 | 1,132,598 | 1,117,402 | 750,000 | | | | | | 3,000,000 |

| | |
|---|---------------------------------|
| Project Name: 1009348 Library Facility Modifications 2021-2025 | Funding Start: 2021 |
| Major Program: Resident Services | Funding Completion: 2025 |
| Department: Library | |

| Current Year's CIP Process Summary | Budget To-Date | 2025 Budget | 2026 | 2027 | 2028 | 2029 | Future | Total |
|------------------------------------|----------------|-------------|------|------|------|------|--------|-----------|
| Department Requested | 2,250,000 | 750,000 | | | | | | 3,000,000 |
| Administrator Proposed | 2,250,000 | 750,000 | | | | | | 3,000,000 |
| CBTF Recommended | 2,250,000 | 750,000 | | | | | | 3,000,000 |
| Board Approved Final | 2,250,000 | 750,000 | | | | | | 3,000,000 |

Scheduling Milestones (major phases only):

Project's Effect on the Operating Budget:
Staff anticipates that this project will have minor impacts to the Library and Facility Services annual operating costs.

Project's Effect on County Priorities:
Disparity Reduction: Small business hiring goals for consultants and contractors to align with County's priority to reduce disparities.
Climate Action: Sustainable design elements to be incorporated to align with County's Climate Action Plan

Changes from Prior CIP:
No changes.

Board Resolutions / Supplemental Information:

Anticipated workplan includes:

Brooklyn Park (\$100,000) Completed in Q2 2024
- New furniture and work room reconfiguration

Pierre Bottineau (\$900,000) In-Progress
- Closure expected in Q2 - Q3 2024 (approx. 5 months)
- Interior construction for programmatic needs (minor public floor reconfiguration)
- New carpet, furniture and equipment, work room reconfiguration, new technology

Augsburg Park (\$700,000) In-Progress
- Closure expected in Q3 - Q4 2024 (approx. 6-7 months); aligns with asset protection capital project
- Interior construction for programmatic and code needs (restrooms, virtual conf., and staff areas)
- New carpet, furniture, millwork and equipment, new technology

Northeast (\$1,300,000) In-Progress
- Closure expected in Q4 2024 - Q1 2025 (approx. 5-6 months)
- Interior construction for programmatic needs bode needs (study rooms, minor public floor reconfig.)
- New carpet, furniture, millwork and equipment, work room reconfiguration, new technology

| Last Year's CIP Process Summary | Budget To-Date | 2024 | 2025 | 2026 | 2027 | 2028 | Future | Total |
|---------------------------------|----------------|---------|---------|------|------|------|--------|-----------|
| Department Requested | 1,500,000 | 750,000 | 750,000 | | | | | 3,000,000 |
| Administrator Proposed | 1,500,000 | 750,000 | 750,000 | | | | | 3,000,000 |
| CBTF Recommended | 1,500,000 | 750,000 | 750,000 | | | | | 3,000,000 |
| Board Approved Final | 1,500,000 | 750,000 | 750,000 | | | | | 3,000,000 |

Project Name: 1010100 Library Facility Modifications 2026-2030
Major Program: Resident Services
Department: Library

Funding Start: 2026
Funding Completion: 2029

Summary:

This project will provide the Hennepin County Library (HCL) Department with an annual appropriation for implementing system-wide modifications as required to respond to operational needs of its facilities and to make any necessary adjustments to library spaces.

Purpose & Description:

The Library's Capital Framework, the HCL Strategic Plan 2023-2027 report, and the forthcoming HCL Facility Master Plan are in alignment with Facility Services' five-year capital improvement program. This alignment allows for joint planning by the Library and Facility Services, advises County Administration on capital funding priorities and allows for well-coordinated implementation of various types of capital projects to better serve the community.

This request is based on a cyclical program of facility assessments and staff observations that form the basis for the identified project scope. This project is used to update any library building in the Hennepin County Library system where improvements are of a scale that do not require an independent capital request. Funds from this project are often used in conjunction with other Library capital projects including Library Facility Preservation, Climate Action Plan Facility Implementation and Technology Modifications. This work is necessary to keep all library spaces in optimal condition to facilitate use by library patrons and staff and will support space modifications needed to implement recommendations from the HCL Strategic Plan 2023-2027 report, and the forthcoming HCL Facility Master Plan.

Typical improvements and modifications include:

- Broadening access to technology
- Configuring spaces to reflect new and broader purposes - inefficiencies and operational changes
- Creating library environments that are welcoming, safe, and secure
- Providing innovative services in buildings, online, and in the community
- Updating and maintaining facilities based on Hennepin County standards



| REVENUE | Budget To-Date | Act & Enc | Balance | 2025 Budget | 2026 | 2027 | 2028 | 2029 | Future | Total |
|--------------|----------------|-----------|---------|-------------|----------------|----------------|----------------|----------------|--------|------------------|
| Bonds - GO | | | | | 750,000 | 750,000 | 750,000 | 750,000 | | 3,000,000 |
| Total | | | | | 750,000 | 750,000 | 750,000 | 750,000 | | 3,000,000 |

| EXPENSE | Budget To-Date | Act & Enc | Balance | 2025 Budget | 2026 | 2027 | 2028 | 2029 | Future | Total |
|--------------|----------------|-----------|---------|-------------|----------------|----------------|----------------|----------------|--------|------------------|
| Construction | | | | | 500,000 | 500,000 | 500,000 | 500,000 | | 2,000,000 |
| Consulting | | | | | 50,000 | 50,000 | 50,000 | 50,000 | | 200,000 |
| Furnishings | | | | | 150,000 | 150,000 | 150,000 | 150,000 | | 600,000 |
| Contingency | | | | | 50,000 | 50,000 | 50,000 | 50,000 | | 200,000 |
| Total | | | | | 750,000 | 750,000 | 750,000 | 750,000 | | 3,000,000 |

| | |
|---|---------------------------------|
| Project Name: 1010100 Library Facility Modifications 2026-2030 | Funding Start: 2026 |
| Major Program: Resident Services | Funding Completion: 2029 |
| Department: Library | |

| Current Year's CIP Process Summary | Budget To-Date | 2025 Budget | 2026 | 2027 | 2028 | 2029 | Future | Total |
|------------------------------------|----------------|-------------|-----------|-----------|-----------|-----------|--------|-----------|
| Department Requested | | | 1,500,000 | 1,500,000 | 1,500,000 | 1,500,000 | | 6,000,000 |
| Administrator Proposed | | | 750,000 | 750,000 | 750,000 | 750,000 | | 3,000,000 |
| CBTF Recommended | | | 750,000 | 750,000 | 750,000 | 750,000 | | 3,000,000 |
| Board Approved Final | | | 750,000 | 750,000 | 750,000 | 750,000 | | 3,000,000 |

Scheduling Milestones (major phases only):
The workplan for 2026-2030 will be defined in the future.

The current amount requested is reflective of actual costs for recent library facility modifications projects of similar scale.

Scope would include minor improvements such as; interior finishes; selected furniture and shelving; potential for re-organization; and minor non-structural changes.

Project's Effect on the Operating Budget:
Staff anticipates that this project will have minor impacts to the Library and Facility Services annual operating costs.

Project's Effect on County Priorities:
Disparity Reduction: Small business hiring goals for consultants and contractors to align with County's priority to reduce disparities.
Climate Action: Sustainable design elements to be incorporated to align with County's Climate Action Plan.

Changes from Prior CIP:
The 2025 estimate has increased by \$750,000 over the 2024-2028 approved budget as of another year of funding has been added to the 2029 funding element. The Library Facility Modifications program has been directed to stay at \$750,000/year consistent with prior years.

Board Resolutions / Supplemental Information:
The HCL Strategic Plan 2023-2027 report, and the forthcoming HCL Facility Master Plan will guide future planning and may change the schedule for the following projects.

| Last Year's CIP Process Summary | Budget To-Date | 2024 | 2025 | 2026 | 2027 | 2028 | Future | Total |
|---------------------------------|----------------|------|------|---------|---------|---------|--------|-----------|
| Department Requested | | | | 750,000 | 750,000 | 750,000 | | 2,250,000 |
| Administrator Proposed | | | | 750,000 | 750,000 | 750,000 | | 2,250,000 |
| CBTF Recommended | | | | 750,000 | 750,000 | 750,000 | | 2,250,000 |
| Board Approved Final | | | | 750,000 | 750,000 | 750,000 | | 2,250,000 |

Project Name: 1004469 East Lake Library Refurbishment
Major Program: Resident Services
Department: Library

Funding Start: 2019
Funding Completion: 2030

Summary:

This project will selectively remodel and refurbish approximately 14,000 USF of the library (including 2,100 USF of staff space) of the East Lake Library, located at 2727 East Lake Street in Minneapolis, MN. Additionally, asset preservation improvements will be made to address infrastructure and building system requirements to preserve building integrity and maintain long term value as a real-estate asset.

Purpose & Description:

Hennepin County Library is committed to fulfilling our mission and vision while achieving outcomes we set through all of our services to inspire, facilitate and celebrate lifelong learning. Shaped by the information needs and aspirations of our residents, we envision the library as a shared space for enrichment and connection. Hennepin County Library is moving toward a more equitable and responsive capital improvement strategy. Based on the new library strategic plan and the capital project framework, East Lake Library falls within the improvement parameters. In addition to updating furniture, shelving and finishes, the following changes are recommended:

- Improvements and additional space for meeting, study, and collaboration to reflect new and broader service model
- Add technology to support equitable access to information
- Update Teen and Children's areas to create environments that are welcoming, safe, and secure
- Remodel entire back-of-house for improved workflow and accessibility
- New AMH room
- Expand building into courtyard to add 630 s.f. of space to accommodate new wellness and study rooms
- Improve storage space to better accommodate library materials
- Creation of one large multi-purpose room (to accommodate Homework Help and flexibility for community meetings)
- Structural and electrical service upgrades to provide a solar-ready facility
- Temporary library space during construction when this library is closed



| REVENUE | Budget To-Date | Act & Enc | Balance | 2025 Budget | 2026 | 2027 | 2028 | 2029 | Future | Total |
|--------------|----------------|-----------|----------------|-------------|------|------|------------------|------------------|------------------|-------------------|
| Bonds - GO | 335,000 | | 335,000 | | | | 1,565,000 | 8,000,000 | 1,875,000 | 11,775,000 |
| Total | 335,000 | | 335,000 | | | | 1,565,000 | 8,000,000 | 1,875,000 | 11,775,000 |

| EXPENSE | Budget To-Date | Act & Enc | Balance | 2025 Budget | 2026 | 2027 | 2028 | 2029 | Future | Total |
|--------------|----------------|-----------|----------------|-------------|------|------|------------------|------------------|------------------|-------------------|
| Construction | | | | | | | | 7,230,000 | | 7,230,000 |
| Consulting | 335,000 | | 335,000 | | | | 1,485,000 | | | 1,820,000 |
| Equipment | | | | | | | | | 570,000 | 570,000 |
| Furnishings | | | | | | | | | 920,000 | 920,000 |
| Other Costs | | | | | | | | 245,000 | 62,000 | 307,000 |
| Contingency | | | | | | | 80,000 | 525,000 | 323,000 | 928,000 |
| Total | 335,000 | | 335,000 | | | | 1,565,000 | 8,000,000 | 1,875,000 | 11,775,000 |

| | |
|--|---------------------------------|
| Project Name: 1004469 East Lake Library Refurbishment | Funding Start: 2019 |
| Major Program: Resident Services | Funding Completion: 2030 |
| Department: Library | |

| Current Year's CIP Process Summary | Budget To-Date | 2025 Budget | 2026 | 2027 | 2028 | 2029 | Future | Total |
|------------------------------------|----------------|-------------|-----------|-----------|-----------|-----------|-----------|------------|
| Department Requested | 335,000 | | 1,465,000 | 7,450,000 | 1,700,000 | | | 10,950,000 |
| Administrator Proposed | 335,000 | | | | 1,565,000 | 8,000,000 | 1,875,000 | 11,775,000 |
| CBTF Recommended | 335,000 | | | | 1,565,000 | 8,000,000 | 1,875,000 | 11,775,000 |
| Board Approved Final | 335,000 | | | | 1,565,000 | 8,000,000 | 1,875,000 | 11,775,000 |

Scheduling Milestones (major phases only):

Scoping: 2027
 Design: 2028
 Procurement: 2029
 Construction: 2029 (the library will be closed for approx. 16 mos.)
 Completion: 2030

Project's Effect on the Operating Budget:

Future impacts to Facility Services and Library operating budgets will be determined in the early stages of design.

Project's Effect on County Priorities:

Disparity Reduction: Hennepin County is focused on reducing disparities. Hennepin County Libraries has analyzed the neighborhoods surrounding each of our 41 buildings and East Lake Library is located in a high priority neighborhood for County services due to disparities these communities face in education rates, income levels, English proficiency, home ownership, and employment.

Climate Action: Sustainable design elements to be incorporated to align with County's Climate Action Plan. The project will meet or exceed MN B3 requirements.

Changes from Prior CIP:

The 2025 estimate has increased by \$4,015,000 over the 2024-2028 approved budget as scope has been added to this project that include a 600 SF building expansion, new AMH room, updating the structural and electrical to make the building solar-ready, and a temporary space for services during construction.

Board Resolutions / Supplemental Information:

The HCL Strategic Plan 2023-2027 report, and the forthcoming HCL Facility Master Plan will guide future planning for the East Lake Library Refurbishment project.

This project reflects the Library/Facility Services focus on the asset as a whole and is an effort to address facility preservation needs, Library programmatic needs and Climate Action goals while the Library is closed.

The East Lake Library is an 18,058 gross square foot (GSF) single-story facility situated on a one-acre site, with a surface parking lot for 25 vehicles. This library was built in 1976, and remodeled and expanded in 2007. More recently, in 2020, the library underwent significant interior remediation work, following damages caused by civil unrest in South Minneapolis. The work included repairing and/or replacing damaged flooring, windows, interior finishes, furniture, fixtures, computer equipment and the preservation and cleaning of library materials.

A building expansion of 630 SF is included, to provide study rooms and a wellness room. Approximately 14,000 USF of the library (including 2,100 USF of staff space) will undergo remodeling and refurbishment to support 21st century library service to patrons by reconfiguring public areas to support new and innovative services and replacing furniture and flooring as needed. The entire staff space will be remodeled and a new AMH will be installed. One of the public toilets is not currently accessible and will be remodeled to comply with the Americans with Disabilities Act.

Initial staff assessment of the facility noted there are infrastructure and building system improvements needed to preserve building integrity and longevity including: exterior site improvements (paving surfaces, landscape, site drainage, roof replacement), lighting upgrades for energy improvements; flooring replacement and sub-floor repairs; HVAC system upgrades; and technology system upgrades (IT/security). Improvements needed to address code compliance, energy code, and environmental and safety requirements will also be incorporated into the full project scope. The building's electrical service and roof structure will be updated to accommodate new air-source heat pumps and to make the facility solar-ready. Structural reinforcement of the roof is needed to enable any future installation of a PV-solar array; doing this work now will ensure that solar can be installed at a later time without disrupting library services to the public.

Note: A temporary location while the library is under construction is proposed and included in the cost estimate.

| Last Year's CIP Process Summary | Budget To-Date | 2024 | 2025 | 2026 | 2027 | 2028 | Future | Total |
|---------------------------------|----------------|---------|---------|-----------|-----------|------|--------|-----------|
| Department Requested | 90,000 | 245,000 | 515,000 | 3,515,000 | 3,395,000 | | | 7,760,000 |
| Administrator Proposed | 90,000 | 245,000 | 515,000 | 3,515,000 | 3,395,000 | | | 7,760,000 |
| CBTF Recommended | 90,000 | 245,000 | 515,000 | 3,515,000 | 3,395,000 | | | 7,760,000 |
| Board Approved Final | 90,000 | 245,000 | 515,000 | 3,515,000 | 3,395,000 | | | 7,760,000 |

Project Name: 1004464 Linden Hills Library Refurbishment
Major Program: Resident Services
Department: Library

Funding Start: 2026
Funding Completion: 2028

Summary:

This project will remodel and refurbish approximately 5,700 USF of the library (including 749 USF of staff space) of the Linden Hills Library, located at 2900 W. 43rd Street in Minneapolis, MN. Additionally, facility asset preservation improvements will also be made to address infrastructure and building system requirements to preserve building integrity and maintain long term value as a real-estate asset.

Purpose & Description:

Hennepin County Library (HCL) is committed to fulfilling its mission and vision and achieving the outcomes it sets through all of its services to inspire, facilitate and celebrate lifelong learning. Shaped by the information needs and aspirations of our residents, HCL envisions the library as a shared space for enrichment and connection. HCL is moving toward a more equitable and responsible capital improvement strategy. Based on the new library strategic plan and capital project framework, Linden Hills Library falls within these parameters. In addition to updating furniture and finishes, the following changes are recommended:

- Major updates to public spaces to improve efficiencies and address accessibility
- Preserve historic features whenever possible, including windows
- Improve staff areas, minimize and enhance service points
- Meeting room improvements
- Remodel accessibility of public and staff toilets
- Flooring replacement in the staff areas
- Stormwater management, regrading and landscape improvements.



| REVENUE | Budget To-Date | Act & Enc | Balance | 2025 Budget | 2026 | 2027 | 2028 | 2029 | Future | Total |
|--------------|----------------|-----------|---------|-------------|----------------|------------------|----------------|------|--------|------------------|
| Bonds - GO | | | | | 730,000 | 6,140,000 | 710,000 | | | 7,580,000 |
| Total | | | | | 730,000 | 6,140,000 | 710,000 | | | 7,580,000 |

| EXPENSE | Budget To-Date | Act & Enc | Balance | 2025 Budget | 2026 | 2027 | 2028 | 2029 | Future | Total |
|--------------|----------------|-----------|---------|-------------|----------------|------------------|----------------|------|--------|------------------|
| Construction | | | | | | 5,059,000 | | | | 5,059,000 |
| Consulting | | | | | 660,000 | 441,000 | | | | 1,101,000 |
| Equipment | | | | | | 109,000 | 109,000 | | | 218,000 |
| Furnishings | | | | | | 137,000 | 137,000 | | | 274,000 |
| Other Costs | | | | | | 119,000 | 119,000 | | | 238,000 |
| Contingency | | | | | 70,000 | 275,000 | 345,000 | | | 690,000 |
| Total | | | | | 730,000 | 6,140,000 | 710,000 | | | 7,580,000 |

| | |
|---|---------------------------------|
| Project Name: 1004464 Linden Hills Library Refurbishment | Funding Start: 2026 |
| Major Program: Resident Services | Funding Completion: 2028 |
| Department: Library | |

| Current Year's CIP Process Summary | Budget To-Date | 2025 Budget | 2026 | 2027 | 2028 | 2029 | Future | Total |
|------------------------------------|----------------|-------------|---------|-----------|---------|------|--------|-----------|
| Department Requested | | | 730,000 | 6,140,000 | 710,000 | | | 7,580,000 |
| Administrator Proposed | | | 730,000 | 6,140,000 | 710,000 | | | 7,580,000 |
| CBTF Recommended | | | 730,000 | 6,140,000 | 710,000 | | | 7,580,000 |
| Board Approved Final | | | 730,000 | 6,140,000 | 710,000 | | | 7,580,000 |

Scheduling Milestones (major phases only):

Scoping: 2025
 Design: 2026
 Procurement: 2027
 Construction: 2027 (the library will be closed for approx. 14 mos.)
 Completion: 2028

Board Resolutions / Supplemental Information:

The HCL Mission Vision and Strategies 2023 - 2027 report, and the forthcoming HCL Facility Master Plan will guide planning for the Linden Hills Library Refurbishment project.

The Linden Hills Library is an 8,290 gross square foot (GSF) two story facility situated on a 0.31 acre site. There is no on-site parking at this site. The Linden Hills Library has received historic designation from the City of Minneapolis Heritage Preservation Commission and is listed on the National Register of Historic Places.

Project's Effect on the Operating Budget:

Future impacts to Facility Services and Library operating budgets will be determined in the early stages of design.

Preliminary staff assessment of the facility indicates there are infrastructure and building system improvements needed to preserve building integrity and longevity including: exterior building shell (masonry tuck-pointing, window repairs); exterior site improvements (storm water management, pavement repairs, landscape), lighting upgrades for energy improvements; interior improvements (flooring and finishes replacement); add heating / cooling to meeting room; technology system upgrades (IT/security); HVAC equipment replacements and rebuilds (Replace 3 boilers including primary and secondary pumps and 2 air handling units and add variable frequency drives to the Building Automation System. Replace 2 Condensing units.) Improvements needed to address code compliance, energy code, and environmental and safety requirements will also be incorporated into the full project scope. A full facility assessment for the library will be conducted in 2025.

Note: In 2023, the Library Facility Preservation 2021-2025 (1006394) project replaced the slate roof and windows, and made repairs to the exterior stonework.

Project's Effect on County Priorities:

Climate Action: Sustainable design elements to be incorporated to align with County's Climate Action Plan.

Disparity Reduction: Small business hiring goals for consultants and contractors to align with County's priority to reduce disparities.

Changes from Prior CIP:

The 2025 estimate has increase by \$1,355,000 over the 2024-2028 approved budget due to the addition of climate action initiatives to the project scope that include new mechanical systems, upgrades to the BAS, and increased costs for stormwater management based on similar projects.

| Last Year's CIP Process Summary | Budget To-Date | 2024 | 2025 | 2026 | 2027 | 2028 | Future | Total |
|---------------------------------|----------------|------|---------|-----------|-----------|------|--------|-----------|
| Department Requested | | | 785,000 | 1,510,000 | 3,930,000 | | | 6,225,000 |
| Administrator Proposed | | | 785,000 | 1,510,000 | 3,930,000 | | | 6,225,000 |
| CBTF Recommended | | | 785,000 | 1,510,000 | 3,930,000 | | | 6,225,000 |
| Board Approved Final | | | 785,000 | 1,510,000 | 3,930,000 | | | 6,225,000 |

Project Name: 1010911 Washburn Library Refurbishment
Major Program: Resident Services
Department: Library

Funding Start: 2026
Funding Completion: 2028

Summary:

This project will remodel and refurbish approximately 3,000 USF of the library (including 1,000 USF of staff space) of the Washburn Library, located at 5244 Lyndale Ave. S in Minneapolis, MN. Additionally, facility asset preservation improvements will also be made to address infrastructure and building system requirements to preserve building integrity and maintain long term value as a real-estate asset.

Purpose & Description:

Hennepin County Library committed to fulfilling our mission and vision while achieving outcomes we set through all of our services to inspire, facilitate and celebrate lifelong learning. Shaped by the information needs and aspirations of our residents, we envision the library as a shared space for enrichment and connection. In addition to updating furniture and finishes, the following changes are recommended:

- Stormwater elements, including permeable pavers, tree trenches, and bioretention areas to address water intrusion and site runoff
- Interior construction for virtual conferencing
- New furniture, millwork and equipment
- New study rooms with technology
- Replacement of the AMH with a larger one to handle very high circulation rates
- Expanding the workroom into Patron space to accommodate new AMH
- Remodeling existing small AMH room provide new Open Plus service
- Enhance the HVAC: rooftop unit to be replaced
- Update the staff break room
- New fixtures and tile replacement in the restrooms
- Replace the front entry doors, ironwork restoration
- Parking lot mill and overlay
- Update the staff office spaces, remove the existing kitchenette and create a new storage room
- Update community room finishes; reuse community room furnishings
- Lighting updates



| REVENUE | Budget To-Date | Act & Enc | Balance | 2025 Budget | 2026 | 2027 | 2028 | 2029 | Future | Total |
|--------------|----------------|-----------|---------|-------------|----------------|------------------|------------------|------|--------|------------------|
| Bonds - GO | | | | | 170,000 | 1,130,000 | 7,285,000 | | | 8,585,000 |
| Total | | | | | 170,000 | 1,130,000 | 7,285,000 | | | 8,585,000 |
| EXPENSE | Budget To-Date | Act & Enc | Balance | 2025 Budget | 2026 | 2027 | 2028 | 2029 | Future | Total |
| Construction | | | | | | | 5,995,000 | | | 5,995,000 |
| Consulting | | | | | 50,000 | 820,000 | 97,000 | | | 967,000 |
| Equipment | | | | | | 28,000 | 107,000 | | | 135,000 |
| Furnishings | | | | | | | 681,000 | | | 681,000 |
| Other Costs | | | | | | 42,000 | 165,000 | | | 207,000 |
| Contingency | | | | | 120,000 | 240,000 | 240,000 | | | 600,000 |
| Total | | | | | 170,000 | 1,130,000 | 7,285,000 | | | 8,585,000 |

| | |
|---|---------------------------------|
| Project Name: 1010911 Washburn Library Refurbishment | Funding Start: 2026 |
| Major Program: Resident Services | Funding Completion: 2028 |
| Department: Library | |

| Current Year's CIP Process Summary | Budget To-Date | 2025 Budget | 2026 | 2027 | 2028 | 2029 | Future | Total |
|------------------------------------|----------------|-------------|---------|-----------|-----------|------|--------|-----------|
| Department Requested | | | 170,000 | 1,130,000 | 7,285,000 | | | 8,585,000 |
| Administrator Proposed | | | 170,000 | 1,130,000 | 7,285,000 | | | 8,585,000 |
| CBTF Recommended | | | 170,000 | 1,130,000 | 7,285,000 | | | 8,585,000 |
| Board Approved Final | | | 170,000 | 1,130,000 | 7,285,000 | | | 8,585,000 |

Scheduling Milestones (major phases only):

Scoping: 2026
 Design: 2027
 Procurement: 2028
 Construction: 2028 (the library will be closed for approx. 12 mos.)
 Completion: 2029

Board Resolutions / Supplemental Information:

The HCL Mission Vision and Strategies 2023 - 2027 report, and the forthcoming HCL Facility Master Plan will guide planning for the Washburn Refurbishment project.

This project reflects the Library/Facility Services focus on the asset as a whole and is an effort to coordinate and combine both facility preservation items and Library remodeling needs to address needed upgrades while the Library is closed.

Project's Effect on the Operating Budget:

Future impacts to Facility Services and Library operating budgets will be determined in the early stages of design.

The Washburn Library is a 17,539 gross square foot (GSF) one story facility, with a partial basement, situated on a 0.76 acre site. There are 23 parking stalls on this site, 2 are accessible.

Project's Effect on County Priorities:

Climate Action: Sustainable design elements to be incorporated to align with County's Climate Action Plan.

Disparity Reduction: Small business hiring goals for consultants and contractors to align with County's priority to reduce disparities.

Approximately 3,000 USF of the library (including 1,000 USF of staff space) will undergo selective remodeling and refurbishment to update the current library patron and staff spaces, and make it more efficient and patron friendly. A review of the staff support spaces will be conducted to optimize space layouts for efficiency gains in alignment with current operating procedures.

Changes from Prior CIP:

This is a new project request. This project will remodel and refurbish approximately 3,000 USF of the Washburn library and perform facility asset preservation improvements.

| Last Year's CIP Process Summary | Budget To-Date | 2024 | 2025 | 2026 | 2027 | 2028 | Future | Total |
|---------------------------------|----------------|------|------|------|------|------|--------|-------|
| Department Requested | | | | | | | | |
| Administrator Proposed | | | | | | | | |
| CBTF Recommended | | | | | | | | |
| Board Approved Final | | | | | | | | |

Project Name: 1010912 Library Equipment Replacement 2025-2030
Major Program: Resident Services
Department: Library

Funding Start: 2025
Funding Completion: 2029

Summary:

This project will provide for new and replacement automated material handling (AMH) equipment throughout the Hennepin County Library (HCL) system when such needs are to be addressed outside of the scope of another capital project.

Purpose & Description:

The Hennepin County Library system is one of the most heavily used in the United States. This use manifests itself in many ways, two of which are addressed in this project: Use of the facilities and demand for materials.

HCL has 23 NXT AMH machines and would like to improve book handling capabilities at several locations, replacing outdated and undersized systems with new technology. These machines are installed in library locations with high circulation to reduce manual handling and improve productivity.

The library would like to replace several small, inefficient "Petite" machines. The machines are no longer available, making parts and software expensive to support. These machines do not have check-in or sorting capabilities, they are a simple automated collection system with a conveyor moving the books into one of two large capacity bins.

The new electronic NXT AMH systems not only automatically collect the materials, but they also sort and check them in. This eliminates the need for staff to perform intensive handling of materials, reduces ergonomic issues and allows staff to focus more on connecting with patrons.



| REVENUE | Budget To-Date | Act & Enc | Balance | 2025 Budget | 2026 | 2027 | 2028 | 2029 | Future | Total |
|--------------|----------------|-----------|---------|----------------|----------------|----------------|----------------|----------------|--------|------------------|
| Bonds - GO | | | | 500,000 | 500,000 | 500,000 | 500,000 | 500,000 | | 2,500,000 |
| Total | | | | 500,000 | 500,000 | 500,000 | 500,000 | 500,000 | | 2,500,000 |
| EXPENSE | Budget To-Date | Act & Enc | Balance | 2025 Budget | 2026 | 2027 | 2028 | 2029 | Future | Total |
| Consulting | | | | 50,000 | 50,000 | 50,000 | 50,000 | 50,000 | | 250,000 |
| Equipment | | | | 400,000 | 400,000 | 400,000 | 400,000 | 400,000 | | 2,000,000 |
| Contingency | | | | 50,000 | 50,000 | 50,000 | 50,000 | 50,000 | | 250,000 |
| Total | | | | 500,000 | 500,000 | 500,000 | 500,000 | 500,000 | | 2,500,000 |

| | |
|--|---------------------------------|
| Project Name: 1010912 Library Equipment Replacement 2025-2030 | Funding Start: 2025 |
| Major Program: Resident Services | Funding Completion: 2029 |
| Department: Library | |

| Current Year's CIP Process Summary | Budget To-Date | 2025 Budget | 2026 | 2027 | 2028 | 2029 | Future | Total |
|------------------------------------|----------------|-------------|---------|---------|---------|---------|--------|-----------|
| Department Requested | | 500,000 | 500,000 | 500,000 | 500,000 | 500,000 | | 2,500,000 |
| Administrator Proposed | | 500,000 | 500,000 | 500,000 | 500,000 | 500,000 | | 2,500,000 |
| CBTF Recommended | | 500,000 | 500,000 | 500,000 | 500,000 | 500,000 | | 2,500,000 |
| Board Approved Final | | 500,000 | 500,000 | 500,000 | 500,000 | 500,000 | | 2,500,000 |

| | |
|---|---|
| <p>Scheduling Milestones (major phases only):</p> <p>2025 workplan includes:</p> <ul style="list-style-type: none"> - Nokomis replacement (approx. \$200,000) - Champlin new AMH (approx. \$200,000) <p>2026 workplan includes:</p> <ul style="list-style-type: none"> - Minnetonka replacement (approx. \$200,000) - St. Anthony replacement (approx. \$200,000) <p>2027 workplan includes:</p> <ul style="list-style-type: none"> - Excelsior new AMH (approx. \$150,000) <p>2028 workplan includes:</p> <ul style="list-style-type: none"> - Washburn replacement (approx. \$600,000) | <p>Board Resolutions / Supplemental Information:</p> |
| <p>Project's Effect on the Operating Budget:</p> <p>To be determined.</p> | |
| <p>Project's Effect on County Priorities:</p> <p>Customer Service: This project supports the county priorities by meeting community needs, and creating a positive customer experience by addressing Library equipment needs throughout the HCL system.</p> | |
| <p>Changes from Prior CIP:</p> <p>This is a new project request. This project will provide for new and replacement automated material handling (AMH) equipment throughout the Hennepin County Library (HCL) system when such needs are to be addressed outside of the scope of another capital project.</p> | |

| Last Year's CIP Process Summary | Budget To-Date | 2024 | 2025 | 2026 | 2027 | 2028 | Future | Total |
|---------------------------------|----------------|------|------|------|------|------|--------|-------|
| Department Requested | | | | | | | | |
| Administrator Proposed | | | | | | | | |
| CBTF Recommended | | | | | | | | |
| Board Approved Final | | | | | | | | |

Project Name: 1006394 Library Facility Preservation 2021-2025
Major Program: Resident Services
Department: Library

Funding Start: 2021
Funding Completion: 2025

Summary:

This project provides the basis for implementing an annual, on-going facility preservation program at the Hennepin County Library facilities. It is intended to carry out major building system and infrastructure repairs, replacements and upgrades as necessary to ensure the long-term viability of the County's real property assets.

Purpose & Description:

Based on "Best Practice" standards, Facility Services staff has established a program of surveys and facility audits of the Library building systems to determine major maintenance or infrastructure replacement plans. This information is maintained in an archival database which can be queried and prioritized for implementation. These replacements are required to maintain the existing library buildings in a good state of repair.

All of the work done under the auspices of this project was identified through periodic surveys of the respective building systems by expert consultants and operations and maintenance staff. The surveys and audits provide a work plan to effect major facility repairs, renovations and upgrades in support of the County's service mission. Availability of regular funding through this project will permit staff to continue conducting building condition evaluations and implement the work in a planned and cost effective manner. This funding will also permit staff to conduct cyclical inspections based on the statistical average life cycles of various building infrastructure systems. This will ensure buildings remain in an optimal condition thereby prolonging their useful life through use of capital resources in an efficient and responsible manner.

Examples of facility preservation items that preserve building integrity and maintain long term value as real-estate assets include: major HVAC modifications and/or replacement, major plumbing repairs and/or replacement, major electrical repair/component replacement, exterior walls rehab (tuck-pointing, stucco repairs, cladding, joint sealant, etc.), window replacement, exterior lighting replacement, major roof repairs and/or replacement, sewer system repairs and/or replacement, grounds preservation (sprinkler systems and water detention ponds), paving and parking surface repairs and/or replacement.



| REVENUE | Budget To-Date | Act & Enc | Balance | 2025 Budget | 2026 | 2027 | 2028 | 2029 | Future | Total |
|--------------|-------------------|------------------|-------------------|------------------|------|------|------|------|--------|-------------------|
| Bonds - GO | 14,900,000 | 4,734,483 | 10,165,517 | 2,000,000 | | | | | | 16,900,000 |
| Other | | 61,940 | (61,940) | | | | | | | |
| Total | 14,900,000 | 4,796,423 | 10,103,577 | 2,000,000 | | | | | | 16,900,000 |

| EXPENSE | Budget To-Date | Act & Enc | Balance | 2025 Budget | 2026 | 2027 | 2028 | 2029 | Future | Total |
|--------------|-------------------|------------------|------------------|------------------|------|------|------|------|--------|-------------------|
| Construction | 13,500,000 | 6,601,181 | 6,898,819 | 1,800,000 | | | | | | 15,300,000 |
| Consulting | 600,000 | 467,007 | 132,993 | 200,000 | | | | | | 800,000 |
| Furnishings | | 525 | (525) | | | | | | | |
| Other Costs | | 41,891 | (41,891) | | | | | | | |
| Contingency | 800,000 | | 800,000 | | | | | | | 800,000 |
| Total | 14,900,000 | 7,110,605 | 7,789,395 | 2,000,000 | | | | | | 16,900,000 |

| | |
|--|---------------------------------|
| Project Name: 1006394 Library Facility Preservation 2021-2025 | Funding Start: 2021 |
| Major Program: Resident Services | Funding Completion: 2025 |
| Department: Library | |

| Current Year's CIP Process Summary | Budget To-Date | 2025 Budget | 2026 | 2027 | 2028 | 2029 | Future | Total |
|------------------------------------|----------------|-------------|------|------|------|------|--------|------------|
| Department Requested | 14,900,000 | 2,000,000 | | | | | | 16,900,000 |
| Administrator Proposed | 14,900,000 | 2,000,000 | | | | | | 16,900,000 |
| CBTF Recommended | 14,900,000 | 2,000,000 | | | | | | 16,900,000 |
| Board Approved Final | 14,900,000 | 2,000,000 | | | | | | 16,900,000 |

Scheduling Milestones (major phases only):

Major projects underway in 2024 (\$5,300,000):

- Building envelope work and roof replacement at Northeast (\$825,000)
- Replace heating/cooling plan at Plymouth (\$775,000)
- Replace Boiler and condenser at East Lake (\$325,000)
- Refurbish Tuckpointing at Hosmer (\$325,000)
- Exterior Column Refurbishment at Central (\$275,000)
- HVAC Upgrades at Central (\$225,000)
- Pump Upgrades at Eden Prairie (\$125,000)
- Replace AHU at Champlin (\$125,000)
- Other projects (\$2,300,000)

Board Resolutions / Supplemental Information:

Major projects planned in 2025: \$6,000,000

- Replace heating/cooling plants at Maple Grove (\$1,000,000)
- Elevator assessments across entire library system (\$1,000,000)
- Replace two boilers at North Regional (\$600,000)
- Refurbish landscape at Maple Grove (\$400,000)
- HVAC modifications/upgrades at Northeast (\$375,000)
- Replace roof at Maple Plain (\$200,000)
- Replace roof top A/C units at Pierre Bottineau (\$200,000)
- Replace restroom fixtures at St Louis Park (\$150,000)
- Other smaller projects (\$2,075,000)

Project's Effect on the Operating Budget:

Replacement of aging equipment and roofing will result in energy savings and a reduction in maintenance costs.

This request is based on a five-year cyclical program of facility condition assessments, inspections and staff observations that form the basis for the identified project scope. Assessments for the 18 suburban libraries were conducted in 2016. Assessments of the non-suburban libraries began in 2020 and were completed in 2021.

Project's Effect on County Priorities:

Climate Action: Sustainable design elements to be incorporated to align with County's Climate Action Plan.

Disparity Reduction: Small business hiring goals for consultants and contractors to align with County's priority to reduce disparities.

Changes from Prior CIP:

The 2025 estimate has decreased by \$3,000,000 from the 2024-2028 budget due to the large balance of available appropriated funding in this project.

| Last Year's CIP Process Summary | Budget To-Date | 2024 | 2025 | 2026 | 2027 | 2028 | Future | Total |
|---------------------------------|----------------|-----------|-----------|------|------|------|--------|------------|
| Department Requested | 11,900,000 | 3,000,000 | 5,000,000 | | | | | 19,900,000 |
| Administrator Proposed | 11,900,000 | 3,000,000 | 5,000,000 | | | | | 19,900,000 |
| CBTF Recommended | 11,900,000 | 3,000,000 | 5,000,000 | | | | | 19,900,000 |
| Board Approved Final | 11,900,000 | 3,000,000 | 5,000,000 | | | | | 19,900,000 |

Project Name: 1010099 Library Facility Preservation 2026-2030
Major Program: Resident Services
Department: Library

Funding Start: 2026
Funding Completion: 2029

Summary:

This project provides the basis for implementing an annual, on-going facility preservation program at the Hennepin County Library facilities. It is intended to carry out major building system and infrastructure repairs, replacements and upgrades as necessary to ensure the long-term viability of the County's real property assets.

Purpose & Description:

Based on "Best Practice" standards, Facility Services staff has established a program of surveys and facility audits of the Library building systems to determine major maintenance or infrastructure replacement plans. This information is maintained in an archival database which can be queried and prioritized for implementation. These replacements are required to maintain the existing library buildings in a good state of repair.

All of the work done under the auspices of this project was identified through periodic surveys of the respective building systems by expert consultants and operations and maintenance staff. The surveys and audits provide a work plan to effect major facility repairs, renovations and upgrades in support of the County's service mission. Availability of regular funding through this project will permit staff to continue conducting building condition evaluations and implement the work in a planned and cost effective manner. This funding will also permit staff to conduct cyclical inspections based on the statistical average life cycles of various building infrastructure systems. This will ensure buildings remain in an optimal condition thereby prolonging their useful life through use of capital resources in an efficient and responsible manner.

Examples of facility preservation items that preserve building integrity and maintain long term value as real-estate assets include: major HVAC modifications and/or replacement, major plumbing repairs and/or replacement, major electrical repair/component replacement, exterior walls rehab (tuck-pointing, stucco repairs, cladding, joint sealant, etc.), window replacement, exterior lighting replacement, major roof repairs and/or replacement, sewer system repairs and/or replacement, grounds preservation (sprinkler systems and water detention ponds), paving and parking surface repairs and/or replacement.



| REVENUE | Budget To-Date | Act & Enc | Balance | 2025 Budget | 2026 | 2027 | 2028 | 2029 | Future | Total |
|--------------|----------------|-----------|---------|-------------|------------------|------------------|------------------|------------------|--------|-------------------|
| Bonds - GO | | | | | 5,000,000 | 5,000,000 | 5,000,000 | 5,000,000 | | 20,000,000 |
| Total | | | | | 5,000,000 | 5,000,000 | 5,000,000 | 5,000,000 | | 20,000,000 |
| EXPENSE | Budget To-Date | Act & Enc | Balance | 2025 Budget | 2026 | 2027 | 2028 | 2029 | Future | Total |
| Construction | | | | | 4,000,000 | 4,000,000 | 4,000,000 | 4,000,000 | | 16,000,000 |
| Consulting | | | | | 500,000 | 500,000 | 500,000 | 500,000 | | 2,000,000 |
| Contingency | | | | | 500,000 | 500,000 | 500,000 | 500,000 | | 2,000,000 |
| Total | | | | | 5,000,000 | 5,000,000 | 5,000,000 | 5,000,000 | | 20,000,000 |

| | |
|--|---------------------------------|
| Project Name: 1010099 Library Facility Preservation 2026-2030 | Funding Start: 2026 |
| Major Program: Resident Services | Funding Completion: 2029 |
| Department: Library | |

| Current Year's CIP Process Summary | Budget To-Date | 2025 Budget | 2026 | 2027 | 2028 | 2029 | Future | Total |
|------------------------------------|----------------|-------------|-----------|-----------|-----------|-----------|--------|------------|
| Department Requested | | | 5,000,000 | 5,000,000 | 5,000,000 | 5,000,000 | | 20,000,000 |
| Administrator Proposed | | | 5,000,000 | 5,000,000 | 5,000,000 | 5,000,000 | | 20,000,000 |
| CBTF Recommended | | | 5,000,000 | 5,000,000 | 5,000,000 | 5,000,000 | | 20,000,000 |
| Board Approved Final | | | 5,000,000 | 5,000,000 | 5,000,000 | 5,000,000 | | 20,000,000 |

Scheduling Milestones (major phases only):

Major projects planned in 2026: \$5,000,000

- Replace four heat pumps at Nokomis (\$1,100,000)
- Replace fire alarm panel at Central (\$400,000)
- Replace shade control at Central (\$300,000)
- Mill and overlay at Eden Prairie (\$175,000)
- Replace RTU at Washburn (\$175,000)
- Other projects (2,850,000)

Project's Effect on the Operating Budget:

Replacement of aging equipment and roofing will result in energy savings and a reduction in maintenance costs.

Project's Effect on County Priorities:

Climate Action: Sustainable design elements to be incorporated to align with County's Climate Action Plan.

Disparity Reduction: Small business hiring goals for consultants and contractors to align with County's priority to reduce disparities.

Changes from Prior CIP:

The 2025 request has increased by \$5,000,000 over the 2024-2028 capital budget due to the addition of another year of funding in the 2029 funding element.

Board Resolutions / Supplemental Information:

Major projects planned in 2027: \$5,000,000

- Replace roof at Eden Prairie (\$975,000)
- Replace two boilers at Eden Prairie (\$800,000)
- Replace three AHUs at East Lake (\$800,000)
- Refurbish tuckpointing and sealant at Plymouth (\$275,000)
- Replace four RTUs and Roosevelt (\$275,000)
- Replace AHU at Champlin (\$200,000)
- Other projects (\$1,675,000)

Major projects planned in 2028: \$5,000,000

- Replace roof at Eden Prairie (\$550,000)
- Replace two AHUs at Linden Hills (\$450,000)
- Refurbish green roof at Maple Grove (\$300,000)
- Refurbish green roof at Plymouth (\$300,000)
- Other projects (\$3,400,000)

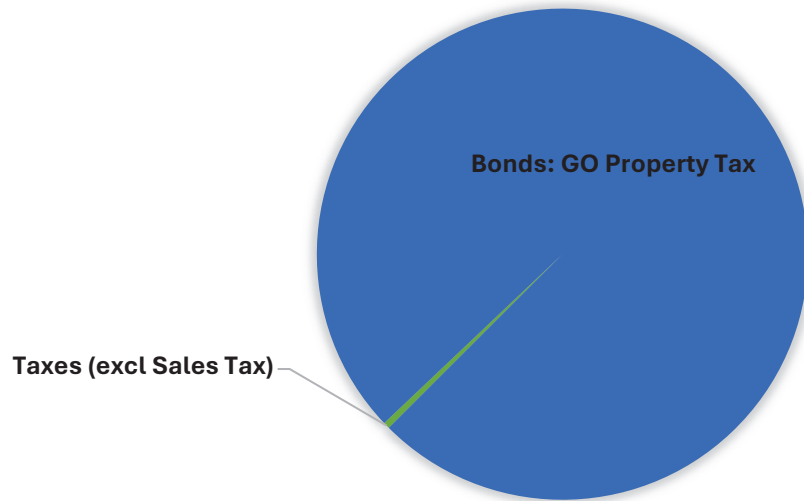
| Last Year's CIP Process Summary | Budget To-Date | 2024 | 2025 | 2026 | 2027 | 2028 | Future | Total |
|---------------------------------|----------------|------|------|-----------|-----------|-----------|--------|------------|
| Department Requested | | | | 5,000,000 | 5,000,000 | 5,000,000 | | 15,000,000 |
| Administrator Proposed | | | | 5,000,000 | 5,000,000 | 5,000,000 | | 15,000,000 |
| CBTF Recommended | | | | 5,000,000 | 5,000,000 | 5,000,000 | | 15,000,000 |
| Board Approved Final | | | | 5,000,000 | 5,000,000 | 5,000,000 | | 15,000,000 |

VII. Operations and Disparity Reduction

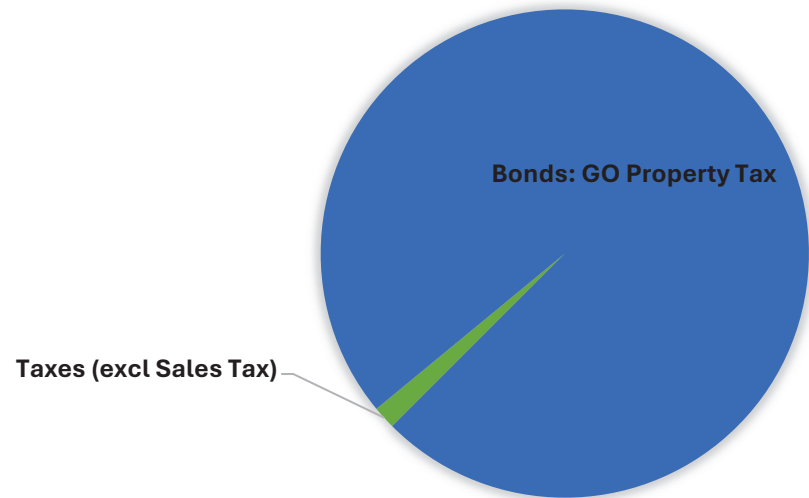
Revenues | Operations & Disparity Reduction

The Operations program encompasses the policy making, administrative support and staff services necessary for the efficient and effective management of county programs. The Board of Commissioners, as the elected governing body of the county, establishes policies and programs, approves the annual budget, and appoints key officials. The County Administrator is responsible for advising the County Board and implementing approved policies and programs. The Disparity Reduction line of business is responsible for advising the Hennepin County Board of Commissioners and Hennepin County Administrator on policies and issues related to reducing disparities. The county's vision is for unified systems (e.g. education, employment, health, housing, income, justice, and transportation) that are just, fair, and inclusive that enable equity for all people.

2025 BUDGET

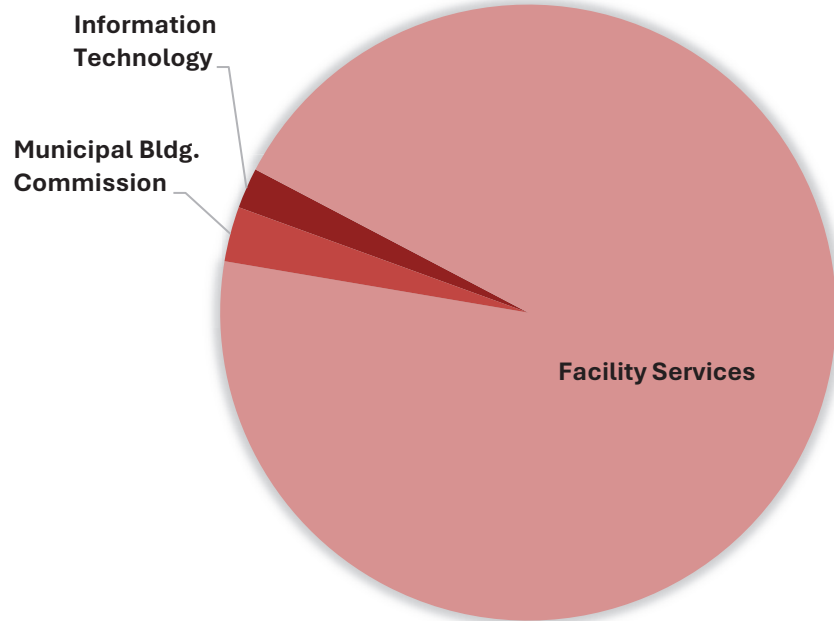


2025 - 2029 CIP

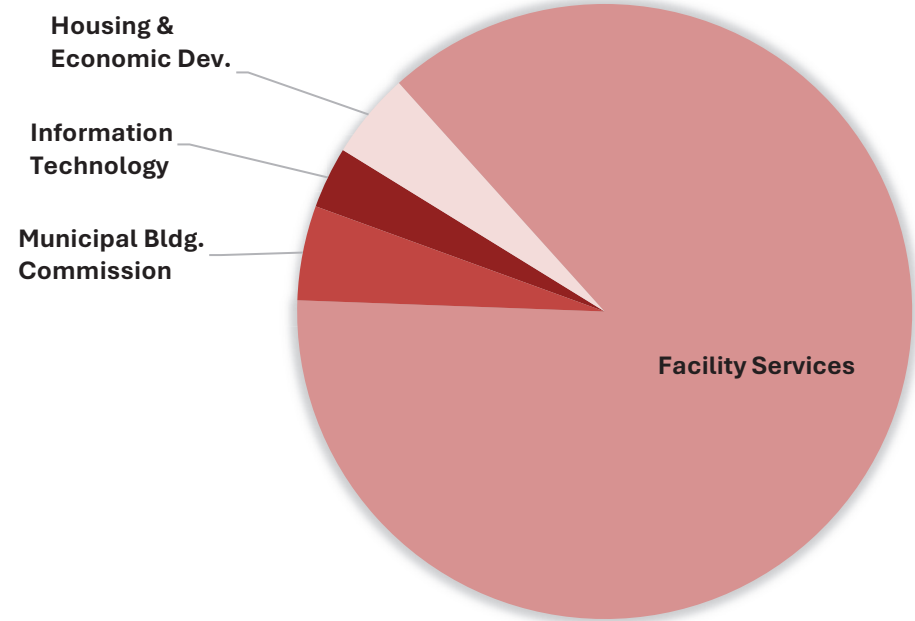


| Revenue Source | 2025 Budget | | 2026 | 2027 | 2028 | 2029 | 2025 - 2029 CIP | |
|------------------------|-------------------|---------------|-------------------|-------------------|-------------------|-------------------|--------------------|---------------|
| Taxes (excl Sales Tax) | 300,000 | 0.4% | 2,100,000 | 300,000 | 300,000 | 300,000 | 3,300,000 | 1.5% |
| Bonds: GO Property Tax | 69,905,000 | 99.6% | 67,132,500 | 31,640,000 | 24,050,000 | 19,900,000 | 212,627,500 | 98.5% |
| Total | 70,205,000 | 100.0% | 69,232,500 | 31,940,000 | 24,350,000 | 20,200,000 | 215,927,500 | 100.0% |

2025 BUDGET



2025 - 2029 CIP



| Department | 2025 Budget | | 2026 | 2027 | 2028 | 2029 | 2025 - 2029 CIP | |
|----------------------------|-------------------|---------------|-------------------|-------------------|-------------------|-------------------|--------------------|---------------|
| Information Technology | 1,500,000 | 2.1% | 1,500,000 | 1,500,000 | 1,250,000 | 1,250,000 | 7,000,000 | 3.2% |
| Housing & Economic Dev. | 0 | 0.0% | 4,800,000 | 2,600,000 | 2,400,000 | 0 | 9,800,000 | 4.5% |
| Facility Services | 66,680,000 | 95.0% | 57,595,000 | 24,465,000 | 20,700,000 | 18,950,000 | 188,390,000 | 87.3% |
| Municipal Bldg. Commission | 2,025,000 | 2.9% | 5,337,500 | 3,375,000 | 0 | 0 | 10,737,500 | 5.0% |
| Total | 70,205,000 | 100.0% | 69,232,500 | 31,940,000 | 24,350,000 | 20,200,000 | 215,927,500 | 100.0% |

CBTF Recommended: Revenues by Project

NOTE: All Total and subtotal lines precede detail

Projects shaded by Line of Business

| | | | | 5-Year Capital Improvement Program | | | | | | | |
|---|---------|---|--------------------|------------------------------------|-------------------|-------------------|-------------------|-------------------|-------------------|-------------|--------------------|
| Pg# | Project | Revenue Category | Budget to Date | Budget Remaining | 2025 Budget | 2026 | 2027 | 2028 | 2029 | Beyond 2029 | Total Project |
| OPERATIONS | | | 185,596,494 | 62,623,335 | 70,205,000 | 69,232,500 | 31,940,000 | 24,350,000 | 20,200,000 | 0 | 401,523,994 |
| Information Technology | | | 7,500,000 | 2,615,993 | 1,500,000 | 1,500,000 | 1,500,000 | 1,250,000 | 1,250,000 | 0 | 14,500,000 |
| VII-6 | 1006393 | IT Community Connectivity 2021-2025 | 7,500,000 | 2,615,993 | 1,500,000 | 0 | 0 | 0 | 0 | 0 | 9,000,000 |
| | | Bonds - GO | 3,500,000 | | 1,500,000 | 0 | 0 | 0 | 0 | 0 | 5,000,000 |
| | | Federal - Other | 4,000,000 | | 0 | 0 | 0 | 0 | 0 | 0 | 4,000,000 |
| VII-8 | 1010101 | IT Community Connectivity 2026-2030 | 0 | 0 | 0 | 1,500,000 | 1,500,000 | 1,250,000 | 1,250,000 | 0 | 5,500,000 |
| | | Bonds - GO | 0 | 0 | 0 | 1,500,000 | 1,500,000 | 1,250,000 | 1,250,000 | 0 | 5,500,000 |
| Housing & Economic Development | | | 21,304,994 | 8,361,911 | 0 | 4,800,000 | 2,600,000 | 2,400,000 | 0 | 0 | 31,104,994 |
| VII-10 | 1002318 | METRO Blue Line Extension LRT Community Works | 5,721,886 | 3,504,333 | 0 | 4,800,000 | 2,600,000 | 2,400,000 | 0 | 0 | 15,521,886 |
| | | Property Tax | 2,021,886 | | 0 | 1,800,000 | 0 | 0 | 0 | 0 | 3,821,886 |
| | | Bonds - GO | 3,100,000 | | 0 | 3,000,000 | 2,600,000 | 2,400,000 | 0 | 0 | 11,100,000 |
| | | Other | 600,000 | | 0 | 0 | 0 | 0 | 0 | 0 | 600,000 |
| VII-12 | 0031805 | METRO Green Line Extension LRT Community Works | 12,846,994 | 3,699,817 | 0 | 0 | 0 | 0 | 0 | 0 | 12,846,994 |
| | | Bonds - GO | 9,250,000 | | 0 | 0 | 0 | 0 | 0 | 0 | 9,250,000 |
| | | Federal - Other | 825,000 | | 0 | 0 | 0 | 0 | 0 | 0 | 825,000 |
| | | Other | 2,771,994 | | 0 | 0 | 0 | 0 | 0 | 0 | 2,771,994 |
| VII-14 | 1001560 | Penn Avenue Community Works | 2,736,114 | 1,157,762 | 0 | 0 | 0 | 0 | 0 | 0 | 2,736,114 |
| | | Property Tax | 1,516,114 | | 0 | 0 | 0 | 0 | 0 | 0 | 1,516,114 |
| | | Bonds - GO | 300,000 | | 0 | 0 | 0 | 0 | 0 | 0 | 300,000 |
| | | State - Other | 600,000 | | 0 | 0 | 0 | 0 | 0 | 0 | 600,000 |
| | | Other | 320,000 | | 0 | 0 | 0 | 0 | 0 | 0 | 320,000 |
| Facility Services | | | 152,955,000 | 50,985,444 | 66,680,000 | 57,595,000 | 24,465,000 | 20,700,000 | 18,950,000 | 0 | 341,345,000 |
| VII-16 | 1006395 | Environmental Health & Safety 2021 - 2025 | 2,200,000 | 199,317 | 1,400,000 | 0 | 0 | 0 | 0 | 0 | 3,600,000 |
| | | Property Tax | 1,350,000 | | 300,000 | 0 | 0 | 0 | 0 | 0 | 1,650,000 |
| | | Bonds - GO | 850,000 | | 1,100,000 | 0 | 0 | 0 | 0 | 0 | 1,950,000 |
| VII-18 | 1010102 | Environmental Health & Safety 2026 - 2030 | 0 | 0 | 0 | 1,400,000 | 1,400,000 | 600,000 | 600,000 | 0 | 4,000,000 |
| | | Property Tax | 0 | | 0 | 300,000 | 300,000 | 300,000 | 300,000 | 0 | 1,200,000 |
| | | Bonds - GO | 0 | | 0 | 1,100,000 | 1,100,000 | 300,000 | 300,000 | 0 | 2,800,000 |
| VII-20 | 1010103 | Facility Climate Action & Energy Conservation 2025-2030 | 0 | 0 | 5,000,000 | 5,000,000 | 5,000,000 | 5,000,000 | 5,000,000 | 0 | 25,000,000 |
| | | Bonds - GO | 0 | | 5,000,000 | 5,000,000 | 5,000,000 | 5,000,000 | 5,000,000 | 0 | 25,000,000 |
| VII-22 | 1000874 | Government Center Infrastructure Preservation | 44,500,000 | 4,675,261 | 15,000,000 | 0 | 0 | 0 | 0 | 0 | 59,500,000 |
| | | Bonds - GO | 44,500,000 | | 15,000,000 | 0 | 0 | 0 | 0 | 0 | 59,500,000 |
| VII-24 | 1006398 | Building Automation System Upgrades 2021-2025 | 5,500,000 | 3,275,302 | 1,500,000 | 0 | 0 | 0 | 0 | 0 | 7,000,000 |
| | | Bonds - GO | 5,500,000 | | 1,500,000 | 0 | 0 | 0 | 0 | 0 | 7,000,000 |
| VII-26 | 1010104 | Building Automation System Upgrades 2026-2030 | 0 | 0 | 0 | 1,500,000 | 1,500,000 | 1,500,000 | 1,500,000 | 0 | 6,000,000 |
| | | Bonds - GO | 0 | | 0 | 1,500,000 | 1,500,000 | 1,500,000 | 1,500,000 | 0 | 6,000,000 |
| VII-28 | 1006397 | Facility Preservation 2021-2025 | 18,000,000 | 11,162,096 | 2,000,000 | 0 | 0 | 0 | 0 | 0 | 20,000,000 |
| | | Bonds - GO | 18,000,000 | | 2,000,000 | 0 | 0 | 0 | 0 | 0 | 20,000,000 |

CBTF Recommended: Revenues by Project

NOTE: All Total and subtotal lines precede detail

Projects shaded by Line of Business

| | | | | | 5-Year Capital Improvement Program | | | | | | |
|--------|---------|---|----------------|------------------|------------------------------------|------------|------------|------------|------------|-------------|---------------|
| Pg# | Project | Revenue Category | Budget to Date | Budget Remaining | 2025 Budget | 2026 | 2027 | 2028 | 2029 | Beyond 2029 | Total Project |
| VII-30 | 1010105 | Facility Preservation 2026-2030 | 0 | 0 | 0 | 10,000,000 | 10,000,000 | 10,000,000 | 10,000,000 | 0 | 40,000,000 |
| | | Bonds - GO | 0 | | 0 | 10,000,000 | 10,000,000 | 10,000,000 | 10,000,000 | 0 | 40,000,000 |
| VII-32 | 1007211 | Government Center Court Relocations from FJC | 2,500,000 | 2,028,921 | 25,400,000 | 0 | 0 | 0 | 0 | 0 | 27,900,000 |
| | | Bonds - GO | 2,500,000 | | 25,400,000 | 0 | 0 | 0 | 0 | 0 | 27,900,000 |
| VII-34 | 1007208 | 625 Building Occupancy Preparation & Rehabilitation | 29,400,000 | 8,643,926 | 0 | 2,100,000 | 0 | 0 | 0 | 0 | 31,500,000 |
| | | Bonds - GO | 29,400,000 | | 0 | 2,100,000 | 0 | 0 | 0 | 0 | 31,500,000 |
| VII-36 | 1008715 | Security Operations Infrastructure Upgrades | 3,750,000 | 1,815,173 | 5,250,000 | 500,000 | 0 | 0 | 0 | 0 | 9,500,000 |
| | | Bonds - GO | 3,750,000 | | 5,250,000 | 500,000 | 0 | 0 | 0 | 0 | 9,500,000 |
| VII-38 | 1007236 | Public Safety Facility Preservation | 21,900,000 | 2,882,244 | 2,500,000 | 0 | 0 | 0 | 0 | 0 | 24,400,000 |
| | | Bonds - GO | 21,900,000 | | 2,500,000 | 0 | 0 | 0 | 0 | 0 | 24,400,000 |
| VII-40 | 1009349 | Public Works Medina Facility Preservation | 11,135,000 | 10,995,165 | 0 | 6,600,000 | 1,315,000 | 1,750,000 | 0 | 0 | 20,800,000 |
| | | Bonds - GO | 11,135,000 | | 0 | 6,600,000 | 1,315,000 | 1,750,000 | 0 | 0 | 20,800,000 |
| VII-42 | 1010913 | HCGC Ductwork Insulation & Catwalk Assessment | 0 | 0 | 1,000,000 | 6,600,000 | 0 | 0 | 0 | 0 | 7,600,000 |
| | | Bonds - GO | 0 | | 1,000,000 | 6,600,000 | 0 | 0 | 0 | 0 | 7,600,000 |
| VII-44 | 1010120 | 625 Building Window Replacement | 0 | 0 | 1,000,000 | 20,100,000 | 0 | 0 | 0 | 0 | 21,100,000 |
| | | Bonds - GO | 0 | | 1,000,000 | 20,100,000 | 0 | 0 | 0 | 0 | 21,100,000 |
| VII-46 | 1010915 | County Home School Buildings Demolition | 0 | 0 | 2,420,000 | 1,545,000 | 0 | 0 | 0 | 0 | 3,965,000 |
| | | Bonds - GO | 0 | | 2,420,000 | 1,545,000 | 0 | 0 | 0 | 0 | 3,965,000 |
| VII-48 | 1010916 | Government Center Loading Dock Expansion | 0 | 0 | 1,960,000 | 0 | 0 | 0 | 0 | 0 | 1,960,000 |
| | | Bonds - GO | 0 | | 1,960,000 | 0 | 0 | 0 | 0 | 0 | 1,960,000 |
| VII-50 | 1006400 | 701 Building Facility Preservation 2021-2025 | 1,300,000 | 1,300,000 | 1,000,000 | 0 | 0 | 0 | 0 | 0 | 2,300,000 |
| | | Bonds - GO | 0 | | 1,000,000 | 0 | 0 | 0 | 0 | 0 | 1,000,000 |
| | | Lease Revenues | 1,300,000 | | 0 | 0 | 0 | 0 | 0 | 0 | 1,300,000 |
| VII-52 | 1010114 | 701 Building Facility Preservation 2026-2030 | 0 | 0 | 0 | 1,000,000 | 1,000,000 | 600,000 | 600,000 | 0 | 3,200,000 |
| | | Bonds - GO | 0 | | 0 | 1,000,000 | 1,000,000 | 600,000 | 600,000 | 0 | 3,200,000 |
| VII-54 | 1005285 | 701 Building Facade Restoration | 0 | 0 | 0 | 0 | 3,000,000 | 0 | 0 | 0 | 3,000,000 |
| | | Bonds - GO | 0 | | 0 | 0 | 3,000,000 | 0 | 0 | 0 | 3,000,000 |
| VII-56 | 1006402 | General Office Space & Furniture Mods 2021-2025 | 10,000,000 | 2,210,581 | 1,000,000 | 0 | 0 | 0 | 0 | 0 | 11,000,000 |
| | | Bonds - GO | 10,000,000 | | 1,000,000 | 0 | 0 | 0 | 0 | 0 | 11,000,000 |
| VII-58 | 1010106 | General Office Space & Furniture Mods. 2026-2030 | 0 | 0 | 0 | 1,000,000 | 1,000,000 | 1,000,000 | 1,000,000 | 0 | 4,000,000 |
| | | Bonds - GO | 0 | | 0 | 1,000,000 | 1,000,000 | 1,000,000 | 1,000,000 | 0 | 4,000,000 |
| VII-60 | 1006401 | Accessibility Modifications 2021-2025 | 500,000 | 374,674 | 250,000 | 0 | 0 | 0 | 0 | 0 | 750,000 |
| | | Bonds - GO | 500,000 | | 250,000 | 0 | 0 | 0 | 0 | 0 | 750,000 |
| VII-62 | 1010107 | Accessibility Modifications 2026-2030 | 0 | 0 | 0 | 250,000 | 250,000 | 250,000 | 250,000 | 0 | 1,000,000 |
| | | Bonds - GO | 0 | | 0 | 250,000 | 250,000 | 250,000 | 250,000 | 0 | 1,000,000 |
| VII-64 | 1006554 | County-wide Lactation Room Refurbishments | 520,000 | 390,354 | 0 | 0 | 0 | 0 | 0 | 0 | 520,000 |
| | | Bonds - GO | 520,000 | | 0 | 0 | 0 | 0 | 0 | 0 | 520,000 |
| VII-66 | 1006399 | Carpet Replacement Program 2021-2025 | 1,750,000 | 1,032,431 | 0 | 0 | 0 | 0 | 0 | 0 | 1,750,000 |
| | | Bonds - GO | 1,750,000 | | 0 | 0 | 0 | 0 | 0 | 0 | 1,750,000 |

CBTF Recommended: Revenues by Project

NOTE: All Total and subtotal lines precede detail

Projects shaded by Line of Business

| Pg# | Project | Revenue Category | Budget to Date | Budget Remaining | 5-Year Capital Improvement Program | | | | | Beyond 2029 | Total Project |
|--------------------------------------|---------|--|------------------|------------------|------------------------------------|------------------|------------------|----------|----------|-------------|-------------------|
| | | | | | 2025 Budget | 2026 | 2027 | 2028 | 2029 | | |
| Municipal Building Commission | | | 3,836,500 | 659,987 | 2,025,000 | 5,337,500 | 3,375,000 | 0 | 0 | 0 | 14,574,000 |
| VII-68 | 1010918 | MBC Fire Alarm Upgrades | 0 | 0 | 37,500 | 500,000 | 0 | 0 | 0 | 0 | 537,500 |
| | | Bonds - GO | 0 | | 37,500 | 500,000 | 0 | 0 | 0 | 0 | 537,500 |
| VII-70 | 1010943 | MBC Heat Exchanger/Pump Replacement | 0 | 0 | 25,000 | 300,000 | 0 | 0 | 0 | 0 | 325,000 |
| | | Bonds - GO | 0 | | 25,000 | 300,000 | 0 | 0 | 0 | 0 | 325,000 |
| VII-72 | 1000935 | MBC Exterior Improvements | 3,805,000 | 649,104 | 1,650,000 | 3,000,000 | 0 | 0 | 0 | 0 | 8,455,000 |
| | | Bonds - GO | 3,805,000 | | 1,650,000 | 3,000,000 | 0 | 0 | 0 | 0 | 8,455,000 |
| VII-74 | 1008703 | MBC Elevator 12 Removal | 31,500 | 10,884 | 200,000 | 0 | 0 | 0 | 0 | 0 | 231,500 |
| | | Bonds - GO | 31,500 | | 200,000 | 0 | 0 | 0 | 0 | 0 | 231,500 |
| VII-76 | 1010917 | MBC Electrical Bus-Ducts Replacement | 0 | 0 | 0 | 37,500 | 1,750,000 | 0 | 0 | 0 | 1,787,500 |
| | | Bonds - GO | 0 | | 0 | 37,500 | 1,750,000 | 0 | 0 | 0 | 1,787,500 |
| VII-78 | 1010941 | MBC ADC Metal Door Frame Replacements | 0 | 0 | 75,000 | 1,500,000 | 0 | 0 | 0 | 0 | 1,575,000 |
| | | Bonds - GO | 0 | | 75,000 | 1,500,000 | 0 | 0 | 0 | 0 | 1,575,000 |
| VII-80 | 1010942 | MBC 5th Street Sidewalk Reconstruction | 0 | 0 | 37,500 | 0 | 1,625,000 | 0 | 0 | 0 | 1,662,500 |
| | | Bonds - GO | 0 | | 37,500 | 0 | 1,625,000 | 0 | 0 | 0 | 1,662,500 |

Project Name: 1006393 IT Community Connectivity 2021-2025
Major Program: Operations
Department: Information Technology

Funding Start: 2021
Funding Completion: 2025

Summary:

The primary focus of this project is to establish secure, reliable, and redundant high-speed broadband connections to County facilities.

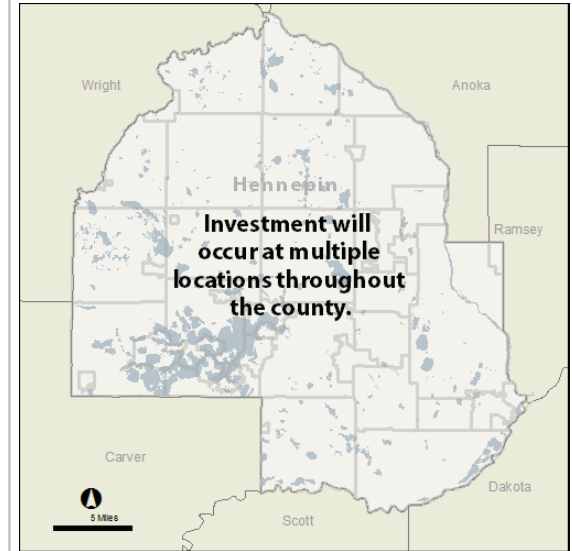
Purpose & Description:

This project aims to meet the growing need for high-speed broadband that supports the County's lines of business, provide robust and secure network connections among and between County facilities, and prevent outages by providing high-quality redundant connections. The project also works with the Public Works line of business to leverage existing fiber infrastructure for traffic management programs, and to share fiber planning, funding and maintenance services.

Partnering with other public agencies to share costs and capabilities, this project will provide primary and redundant fiber connectivity to as many County sites as possible. This project is the backbone that will provide the foundation for future expansion of the County's fiber infrastructure.

Community Connectivity is partnering with the State of MN, the Metropolitan Council, cities and school districts within Hennepin County, and other counties in the state to share fiber assets and provide mutual benefits. This project supports critical public-service program needs such as 911 dispatch, libraries, HSPHD regionalization and data redundancy.

Between 2012 and 2023, more than 350 miles of fiber optic infrastructure were installed under this program, including connections to more than 60 county facilities.



| REVENUE | Budget To-Date | Act & Enc | Balance | 2025 Budget | 2026 | 2027 | 2028 | 2029 | Future | Total |
|-----------------|------------------|------------------|------------------|------------------|------|------|------|------|--------|------------------|
| Bonds - GO | 3,500,000 | 5,000,000 | (1,500,000) | 1,500,000 | | | | | | 5,000,000 |
| Federal - Other | 4,000,000 | | 4,000,000 | | | | | | | 4,000,000 |
| Total | 7,500,000 | 5,000,000 | 2,500,000 | 1,500,000 | | | | | | 9,000,000 |

| EXPENSE | Budget To-Date | Act & Enc | Balance | 2025 Budget | 2026 | 2027 | 2028 | 2029 | Future | Total |
|--------------|------------------|------------------|------------------|------------------|------|------|------|------|--------|------------------|
| Construction | 2,975,000 | 5,722,296 | (2,747,296) | 1,400,000 | | | | | | 4,375,000 |
| Consulting | | 38,540 | (38,540) | 100,000 | | | | | | 100,000 |
| Equipment | 4,525,000 | | 4,525,000 | | | | | | | 4,525,000 |
| Total | 7,500,000 | 5,760,836 | 1,739,164 | 1,500,000 | | | | | | 9,000,000 |

| | |
|--|---------------------------------|
| Project Name: 1006393 IT Community Connectivity 2021-2025 | Funding Start: 2021 |
| Major Program: Operations | Funding Completion: 2025 |
| Department: Information Technology | |

| Current Year's CIP Process Summary | Budget To-Date | 2025 Budget | 2026 | 2027 | 2028 | 2029 | Future | Total |
|------------------------------------|----------------|-------------|------|------|------|------|--------|-----------|
| Department Requested | 7,500,000 | 1,500,000 | | | | | | 9,000,000 |
| Administrator Proposed | 7,500,000 | 1,500,000 | | | | | | 9,000,000 |
| CBTF Recommended | 7,500,000 | 1,500,000 | | | | | | 9,000,000 |
| Board Approved Final | 7,500,000 | 1,500,000 | | | | | | 9,000,000 |

Scheduling Milestones (major phases only):

Planned connections and cost estimates for 2024 include (\$3,000,000):

- \$300,000 - Metro Transit B-Line Bus Rapid Transit (BRT)
- \$700,000 - Last mile facility connections
- \$900,000 - Southwest Light Rail Transit
- \$300,000 - Fiber enhancement projects
- \$800,000 - Metro Transit E-Line Bus Rapid Transit (BRT)

Planned connections and cost estimates for 2025 include (\$2,250,000):

- \$950,000 - Last mile facility connections
- \$500,000 - Southwest Light Rail Transit
- \$500,000 - Fiber redundancy & enhancement projects
- \$300,000 - County shared broadband

Project's Effect on the Operating Budget:

Impacts cannot be quantified, but higher bandwidth will be provided and there will be higher uptime on owned fiber lines compared to leased lines.

Project's Effect on County Priorities:

Disparity Reduction: High-speed and redundant fiber connections ensure that County functions and services remain operational to serve, protect, and care for residents at all times. Potential future capacity will support community broadband efforts to reduce disparities across the County.

Changes from Prior CIP:

No changes.

Board Resolutions / Supplemental Information:

FUNDING NOTE: 'Federal' funding of \$4,000,000 is Federal American Rescue Plan Act (ARPA) funds. The budget and actuals for these funds, although authorized as part of the 1006393 IT Community Connectivity 2021-2025 project, will be tracked under project 1008880, which tracks ARPA funds across the county. As of April 30, 2024: \$3,975,788 has been expended from these funds.

Community Connectivity is partnering with Metro Transit to install county owned fiber optic infrastructure along the Southwest Light Rail Transit corridor, and a portion of the E-Line BRT and B-Line BRT projects. Estimates indicate combined fiber cost for these three projects will be approximately \$3 million. Expenditures are expected to occur between 2022 and 2025.

In addition, Community Connectivity is collaborating with Public Works on implementation on the fiber optic installation portion of the Advanced Transportation Management System (ATMS) Project #2164400. Once these larger scale projects are complete, Community Connectivity will shift program focus to smaller scale projects connecting county facilities and assets to existing county fiber.

| Last Year's CIP Process Summary | Budget To-Date | 2024 | 2025 | 2026 | 2027 | 2028 | Future | Total |
|---------------------------------|----------------|-----------|-----------|------|------|------|--------|-----------|
| Department Requested | 6,000,000 | 1,500,000 | 1,500,000 | | | | | 9,000,000 |
| Administrator Proposed | 6,000,000 | 1,500,000 | 1,500,000 | | | | | 9,000,000 |
| CBTF Recommended | 6,000,000 | 1,500,000 | 1,500,000 | | | | | 9,000,000 |
| Board Approved Final | 6,000,000 | 1,500,000 | 1,500,000 | | | | | 9,000,000 |

Project Name: 1010101 IT Community Connectivity 2026-2030
Major Program: Operations
Department: Information Technology

Funding Start: 2026
Funding Completion: 2029

Summary:

The primary focus of this project is to establish secure, reliable, and redundant high-speed broadband connections to County facilities.

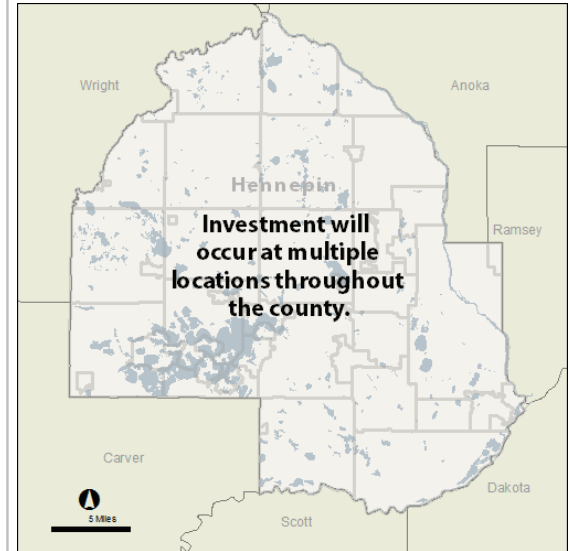
Purpose & Description:

This project aims to meet the growing need for high-speed broadband that supports the County's lines of business, provide robust and secure network connections among and between County facilities, and prevent outages by providing high-quality redundant connections. The project also works with the Public Works line of business to leverage existing fiber infrastructure for traffic management programs, and to share fiber planning, funding and maintenance services.

Partnering with other public agencies to share costs and capabilities, this project will provide primary and redundant fiber connectivity to as many County sites as possible. This project is the backbone that will provide the foundation for future expansion of the County's fiber infrastructure.

Community Connectivity is partnering with the State of MN, the Metropolitan Council, cities and school districts within Hennepin County, and other counties in the state to share fiber assets and provide mutual benefits. This project supports critical public-service program needs such as 911 dispatch, libraries, HSPHD regionalization and data redundancy.

Between 2012 and 2023, more than 350 miles of fiber optic infrastructure were installed under this program, including connections to more than 60 county facilities.



| REVENUE | Budget To-Date | Act & Enc | Balance | 2025 Budget | 2026 | 2027 | 2028 | 2029 | Future | Total |
|--------------|----------------|-----------|---------|-------------|------------------|------------------|------------------|------------------|--------|------------------|
| Bonds - GO | | | | | 1,500,000 | 1,500,000 | 1,250,000 | 1,250,000 | | 5,500,000 |
| Total | | | | | 1,500,000 | 1,500,000 | 1,250,000 | 1,250,000 | | 5,500,000 |

| EXPENSE | Budget To-Date | Act & Enc | Balance | 2025 Budget | 2026 | 2027 | 2028 | 2029 | Future | Total |
|--------------|----------------|-----------|---------|-------------|------------------|------------------|------------------|------------------|--------|------------------|
| Construction | | | | | 1,400,000 | 1,400,000 | 1,150,000 | 1,150,000 | | 5,100,000 |
| Consulting | | | | | 100,000 | 100,000 | 100,000 | 100,000 | | 400,000 |
| Total | | | | | 1,500,000 | 1,500,000 | 1,250,000 | 1,250,000 | | 5,500,000 |

| | |
|--|---------------------------------|
| Project Name: 1010101 IT Community Connectivity 2026-2030 | Funding Start: 2026 |
| Major Program: Operations | Funding Completion: 2029 |
| Department: Information Technology | |

| Current Year's CIP Process Summary | Budget To-Date | 2025 Budget | 2026 | 2027 | 2028 | 2029 | Future | Total |
|------------------------------------|----------------|-------------|-----------|-----------|-----------|-----------|--------|-----------|
| Department Requested | | | 1,500,000 | 1,500,000 | 1,250,000 | 1,250,000 | | 5,500,000 |
| Administrator Proposed | | | 1,500,000 | 1,500,000 | 1,250,000 | 1,250,000 | | 5,500,000 |
| CBTF Recommended | | | 1,500,000 | 1,500,000 | 1,250,000 | 1,250,000 | | 5,500,000 |
| Board Approved Final | | | 1,500,000 | 1,500,000 | 1,250,000 | 1,250,000 | | 5,500,000 |

| | |
|--|---|
| <p>Scheduling Milestones (major phases only): A workplan will be defined in the future.</p> | <p>Board Resolutions / Supplemental Information:</p> |
| <p>Project's Effect on the Operating Budget: Impacts cannot be quantified, but higher bandwidth will be provided and there will be higher uptime on owned fiber lines compared to leased lines.</p> | |
| <p>Project's Effect on County Priorities: Disparity Reduction: High-speed and redundant fiber connections ensure that County functions and services remain operational to serve, protect, and care for residents at all times. Potential future capacity will support community broadband efforts to reduce disparities across the County.</p> | |
| <p>Changes from Prior CIP: The 2025 estimate has increased by \$1,000,000 over the 2024-2028 approved budget due to the addition on another year of funding in the 2029 funding element.</p> | |

| Last Year's CIP Process Summary | Budget To-Date | 2024 | 2025 | 2026 | 2027 | 2028 | Future | Total |
|---------------------------------|----------------|------|------|-----------|-----------|-----------|--------|-----------|
| Department Requested | | | | 1,500,000 | 1,500,000 | 1,500,000 | | 4,500,000 |
| Administrator Proposed | | | | 1,500,000 | 1,500,000 | 1,500,000 | | 4,500,000 |
| CBTF Recommended | | | | 1,500,000 | 1,500,000 | 1,500,000 | | 4,500,000 |
| Board Approved Final | | | | 1,500,000 | 1,500,000 | 1,500,000 | | 4,500,000 |

Project Name: 1002318 METRO Blue Line Extension LRT Community Works
Major Program: Operations
Department: Housing & Economic Development

Funding Start: 2015
Funding Completion: 2028

Summary:

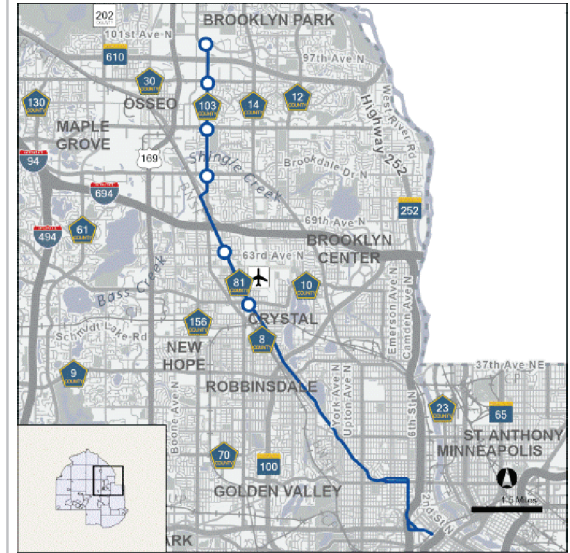
The Bottineau Light Rail Transit (LRT) Community Works program works to advance transit and transit-oriented development along a proposed 13-mile expansion of the METRO Blue Line (Bottineau) LRT serving the cities of Brooklyn Park, Crystal, Robbinsdale, Golden Valley, and Minneapolis.

Purpose & Description:

The purpose of the Bottineau LRT Community Works program is to provide benefits for Hennepin County residents and businesses and maximize the return on investment for the METRO Blue Line Extension LRT project by integrating land use planning and transportation investments that support transit oriented development and economic development, increase transit ridership, and support a multi-modal transportation system that connects people to jobs, places and communities.

The Bottineau LRT Community Works program has engaged key partners to identify participating organizations, establish the goals, geographic boundary and organizational structure for the program, and has created a work plan and investment framework based on initial station area planning.

Bottineau LRT Community Works has leveraged a total of \$1.79 million in planning and economic development resources from others, including local, federal, and philanthropic sources, to support economic development, livability improvements, and community engagement throughout the corridor. Supported with these additional funds, collaborative planning to advance multiple projects toward implementation are underway. Implementation of targeted improvements, including the rehabilitation of landscaping along County State Aid Highway (CSAH) 81 in the cities of Brooklyn Park, Crystal, and Robbinsdale, are supported through Bottineau LRT Community Works resources. Other projects prioritized in Bottineau LRT Community Works planning process, such as improvements to Bass Lake Road in Crystal and a public plaza in Brooklyn Park, have been funded with other city and county resources, including the Transit Oriented Development Program funded by the Hennepin County Housing and Redevelopment Authority.



| REVENUE | Budget To-Date | Act & Enc | Balance | 2025 Budget | 2026 | 2027 | 2028 | 2029 | Future | Total |
|--------------|------------------|------------------|------------------|-------------|------------------|------------------|------------------|------|--------|-------------------|
| Property Tax | 2,021,886 | 1,456,739 | 565,147 | | 1,800,000 | | | | | 3,821,886 |
| Bonds - GO | 3,100,000 | 314,437 | 2,785,563 | | 3,000,000 | 2,600,000 | 2,400,000 | | | 11,100,000 |
| Other | 600,000 | 445,249 | 154,751 | | | | | | | 600,000 |
| Total | 5,721,886 | 2,216,425 | 3,505,461 | | 4,800,000 | 2,600,000 | 2,400,000 | | | 15,521,886 |
| EXPENSE | Budget To-Date | Act & Enc | Balance | 2025 Budget | 2026 | 2027 | 2028 | 2029 | Future | Total |
| Land | | | | | 1,000,000 | 300,000 | | | | 1,300,000 |
| Construction | 2,986,886 | 1,600,518 | 1,386,368 | | 3,800,000 | 2,300,000 | 2,400,000 | | | 11,486,886 |
| Consulting | 800,000 | 431,600 | 368,400 | | | | | | | 800,000 |
| Other Costs | 1,935,000 | 185,435 | 1,749,565 | | | | | | | 1,935,000 |
| Total | 5,721,886 | 2,217,553 | 3,504,333 | | 4,800,000 | 2,600,000 | 2,400,000 | | | 15,521,886 |

| | |
|--|---------------------------------|
| Project Name: 1002318 METRO Blue Line Extension LRT Community Works | Funding Start: 2015 |
| Major Program: Operations | Funding Completion: 2028 |
| Department: Housing & Economic Development | |

| Current Year's CIP Process Summary | Budget To-Date | 2025 Budget | 2026 | 2027 | 2028 | 2029 | Future | Total |
|------------------------------------|----------------|-------------|-----------|-----------|-----------|------|--------|------------|
| Department Requested | 5,721,886 | | 4,800,000 | 2,600,000 | 2,400,000 | | | 15,521,886 |
| Administrator Proposed | 5,721,886 | | 4,800,000 | 2,600,000 | 2,400,000 | | | 15,521,886 |
| CBTF Recommended | 5,721,886 | | 4,800,000 | 2,600,000 | 2,400,000 | | | 15,521,886 |
| Board Approved Final | 5,721,886 | | 4,800,000 | 2,600,000 | 2,400,000 | | | 15,521,886 |

| | |
|--|--|
| <p>Scheduling Milestones (major phases only):</p> <p>The schedule for the LRT extension is: Project Development: 2014 - 2016 Engineering: 2017 - Present Construction: To be determined.</p> | <p>Board Resolutions / Supplemental Information:</p> <p>Resolution 17-0143 (adopted April 25, 2017) added Bottineau FTA TOD Community Works (CP 1005239) to the 2017 CIP with a budget of \$1,235,000 as a result of a Federal Transit Administration Pilot Program for Transit-Oriented Development (TOD) planning grant with awarded funds of \$1,077,500; and matching funds including: \$92,500 from the cities of Brooklyn Park, Crystal, Golden Valley, and Robbinsdale; and \$65,000 from Bottineau Community Works (CP 1002318). This additional capital project was developed to manage eligible transactions independently and more efficiently for review and audit purposes. Activities from this work has direct impact and connectivity to the Bottineau LRT Community Works (CP 1002318).</p> <p>Resolution 17-0218 (adopted June 27, 2017) approved Agreement A177491 with the McKnight Foundation for economic and community development activities along the METRO Blue Line extension corridor in the estimated receivable amount of \$550,000.</p> <p>Resolution 17-0482 (adopted November 28, 2017) approved Agreement PR00000065 with Springboard for the Arts for placemaking, community engagement, and business support activities in the METRO Blue Line extension corridor.</p> <p>Resolution 18-0252 (adopted June 26, 2018) authorized negotiation of an agreement to rehabilitate and maintain the landscape of County State Aid Highway (CSAH) 81 in the cities of Brooklyn Park, Crystal and Robbinsdale at cost not to exceed \$1,500,000.</p> <p>Resolution 23-0311 (adopted August 22, 2023) that the remaining budget authority of \$1,786,886 in Penn Avenue Community Works (CP 1001560) be transferred to Bottineau LRT Community Works (1002318) for the purposes of investing in Penn corridor communities in Minneapolis, thereby increasing the appropriated budget for CP 1002318 to \$5,721,886.</p> |
| <p>Project's Effect on the Operating Budget:</p> | |
| <p>Project's Effect on County Priorities:</p> | |
| <p>Changes from Prior CIP:</p> <p>Implementation of the Bottineau Community Works investment framework has been paused while the BLRT Project finalizes an alignment and station locations. Hennepin County has continued making investments in the Bottineau corridor during this time, including funding for community-supported development, small business assistance, and affordable commercial spaces, based on limited funding available through other existing programs. Property tax funds are requested in 2025 to meet the community development and small business needs in the corridor.</p> | |

| Last Year's CIP Process Summary | Budget To-Date | 2024 | 2025 | 2026 | 2027 | 2028 | Future | Total |
|---------------------------------|----------------|-----------|-----------|-----------|-----------|------|--------|------------|
| Department Requested | 5,721,886 | 1,800,000 | 3,000,000 | 2,600,000 | 2,400,000 | | | 15,521,886 |
| Administrator Proposed | 5,721,886 | | 4,800,000 | 2,600,000 | 2,400,000 | | | 15,521,886 |
| CBTF Recommended | 5,721,886 | | 4,800,000 | 2,600,000 | 2,400,000 | | | 15,521,886 |
| Board Approved Final | 5,721,886 | | 4,800,000 | 2,600,000 | 2,400,000 | | | 15,521,886 |

Project Name: 0031805 METRO Green Line Extension LRT Community Works
Major Program: Operations
Department: Housing & Economic Development

Funding Start: 2011
Funding Completion: 2024

Summary:

The Southwest Light Rail Transit (LRT) Community Works program will advance transit and transit-oriented development for station areas along the METRO Green Line Extension, serving the communities of Minneapolis, St. Louis Park, Hopkins, Minnetonka, and Eden Prairie.

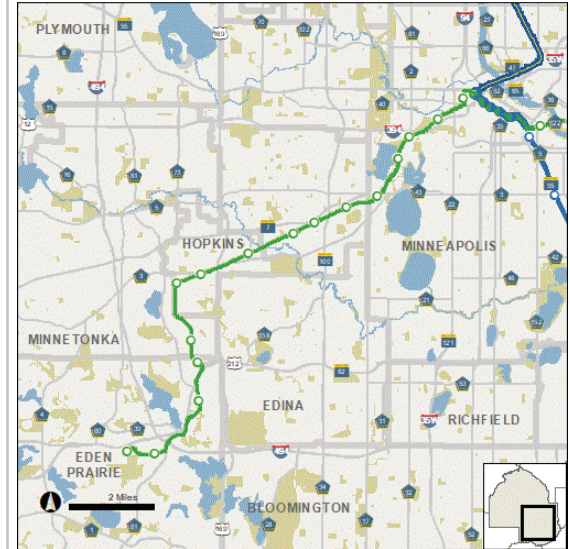
Purpose & Description:

The purpose of the program is to provide benefits for Hennepin County residents and businesses and maximize the return on investment for the METRO Green Line Extension LRT project by integrating land use planning and transportation investments that support transit oriented development and economic development, increase transit ridership, and support a multi-modal transportation system that connects people to jobs, places and communities.

Southwest LRT Community Works uses its capital funds to leverage funding from public and private sources. Hennepin County is actively working with Southwest corridor cities, Metropolitan Council, and other agencies to complete infrastructure improvements and realize the full economic development potential of the corridor.

Southwest LRT Community Works continues to work with local partners to promote and guide private investment, and to ensure recommended "beyond the rails" infrastructure projects are completed by opening day. Priorities for implementation include first and last mile connections to new affordable housing units under construction, to employers, and to other community destinations.

The current focus of Southwest LRT Community Works involves monitoring the existing funding agreements that are financing bike and pedestrian connections under construction, and evaluating the readiness of additional priority last mile connections to be completed with the remaining unencumbered budget authority.



| REVENUE | Budget To-Date | Act & Enc | Balance | 2025 Budget | 2026 | 2027 | 2028 | 2029 | Future | Total |
|-----------------|-------------------|------------------|------------------|-------------|------|------|------|------|--------|-------------------|
| Bonds - GO | 9,250,000 | 7,290,979 | 1,959,021 | | | | | | | 9,250,000 |
| Federal - Other | 825,000 | | 825,000 | | | | | | | 825,000 |
| Other | 2,771,994 | 1,981,199 | 790,795 | | | | | | | 2,771,994 |
| Transfer | | (100,000) | 100,000 | | | | | | | |
| Total | 12,846,994 | 9,172,177 | 3,674,817 | | | | | | | 12,846,994 |
| EXPENSE | Budget To-Date | Act & Enc | Balance | 2025 Budget | 2026 | 2027 | 2028 | 2029 | Future | Total |
| Land | 400,000 | | 400,000 | | | | | | | 400,000 |
| Construction | 8,821,994 | 2,890,195 | 5,931,799 | | | | | | | 8,821,994 |
| Consulting | 2,375,000 | 6,065,003 | (3,690,003) | | | | | | | 2,375,000 |
| Other Costs | 750,000 | 191,979 | 558,021 | | | | | | | 750,000 |
| Contingency | 500,000 | | 500,000 | | | | | | | 500,000 |
| Total | 12,846,994 | 9,147,177 | 3,699,817 | | | | | | | 12,846,994 |

| | |
|---|---------------------------------|
| Project Name: 0031805 METRO Green Line Extension LRT Community Works | Funding Start: 2011 |
| Major Program: Operations | Funding Completion: 2024 |
| Department: Housing & Economic Development | |

| Current Year's CIP Process Summary | Budget To-Date | 2025 Budget | 2026 | 2027 | 2028 | 2029 | Future | Total |
|------------------------------------|----------------|-------------|------|------|------|------|--------|------------|
| Department Requested | 12,846,994 | | | | | | | 12,846,994 |
| Administrator Proposed | 12,846,994 | | | | | | | 12,846,994 |
| CBTF Recommended | 12,846,994 | | | | | | | 12,846,994 |
| Board Approved Final | 12,846,994 | | | | | | | 12,846,994 |

| | |
|--|---|
| <p>Scheduling Milestones (major phases only):</p> <p>The general schedule for the LRT line is: Project Development: 2011 - 2016 Engineering: 2016 - 2020 Construction: Started in 2018. Project opening date subject to change; est. completion 2027.</p> | <p>Board Resolutions / Supplemental Information:</p> <p>Other Revenue includes \$1,107,000 from Three Rivers Park District for grade-separated trail construction per Agreement A154416, up to \$566,465 reimbursement from the HCHRA for 31st Street design reconstruction per Agreements A177958 and A189347, and a reduction of \$75,796 that reflects actual versus budgeted revenue.</p> <p>Resolution 09-0596 (adopted December 15, 2009) established the Southwest LRT Community Works project to provide an organizational structure and process for coordinating LRT engineering and land use planning.</p> <p>Resolution 15-0271 (adopted July 21, 2015) set aside \$3.0 million in Southwest LRT Community Works funds for base payment costs. These funds were pledged to the SWLRT project to fill the local funding gap.</p> <p>Resolution 16-0428 (adopted November 15, 2016) authorized a subordinate funding agreement with Metropolitan Council for \$2.6 million for three trail grade separation projects, and an agreement with Three Rivers Parks District for reimbursement of up to \$1.1 million for its share of local construction costs for these projects.</p> <p>Resolution 16-0429 (adopted November 15, 2016) authorized subordinate funding agreements with Metropolitan Council for Community Works-eligible infrastructure costs associated with SWLRT, not to exceed \$3.0 million, and for \$5.0 million of Environmental Response Fund-eligible assessment and cleanup activities related to SWLRT.</p> <p>Resolutions 17-0015 and 17-0016 (adopted January 24, 2017) authorized agreements for infrastructure investments identified in the Southwest Corridor and amended the Master Funding Agreement with Metropolitan Council. These include installation of fiber optic infrastructure along the Green Line Extension LRT corridor, the Flying Cloud Trail gap construction, and traffic signals in the City of Eden Prairie.</p> <p>Resolution 17-0514 (adopted December 12, 2017) authorized a subordinate funding agreement with Metropolitan Council for design costs associated with the relocation of 31st Street West.</p> <p>Resolution 18-0512 (adopted December 11, 2018) authorized a subordinate funding agreement with Metropolitan Council for construction costs associated with the relocation of 31st Street West.</p> <p>Resolution 23-0310 (adopted August 22, 2023) that funding and budget authority for CP 0031805 be adjusted from \$11,173,999 to \$12,846,994 to accurately reflect \$1,106,530 in revenue received from Three Rivers Park District and \$566,465 in revenue received from Calhoun Development LLC for a combined total of \$1,672,995 in revenue received.</p> |
| <p>Project's Effect on the Operating Budget:</p> | |
| <p>Project's Effect on County Priorities:</p> | |
| <p>Changes from Prior CIP:</p> <p>By authorizing the use of revenue received from third party agreements, remaining project needs can be fully funded without the request of additional budget authority in 2025.</p> | |

| Last Year's CIP Process Summary | Budget To-Date | 2024 | 2025 | 2026 | 2027 | 2028 | Future | Total |
|---------------------------------|----------------|------|------|------|------|------|--------|------------|
| Department Requested | 12,846,994 | | | | | | | 12,846,994 |
| Administrator Proposed | 12,846,994 | | | | | | | 12,846,994 |
| CBTF Recommended | 12,846,994 | | | | | | | 12,846,994 |
| Board Approved Final | 12,846,994 | | | | | | | 12,846,994 |

Project Name: 1001560 Penn Avenue Community Works
Major Program: Operations
Department: Housing & Economic Development

Funding Start: 2013
Funding Completion: 2023

Summary:

The Penn Avenue corridor is a 5.4 mile corridor in North Minneapolis, spanning from the planned Southwest Light Rail Transit (LRT) station at Penn Avenue south of I-394, up to 49th and Osseo Road at the city's northwestern boundary with Brooklyn Center. The Penn Avenue corridor includes a planned Bottineau LRT station, and construction for the C-Line Rapid Bus investment is underway in 2018. The Penn Avenue corridor intersects with major transportation routes including Glenwood Avenue (County Road 40), Olson Memorial Highway (State Highway 55), Golden Valley Road (County Road 66), West Broadway (County Road 81), Lowry Avenue (County Road 153), and I-394.

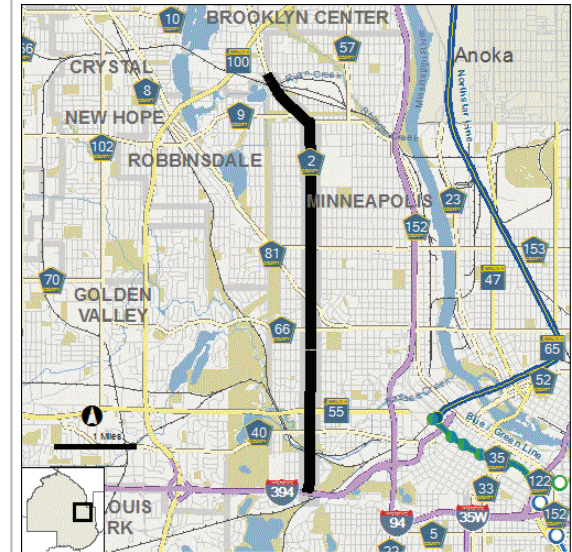
Purpose & Description:

Resolution 12-0238 (adopted May 22, 2012) established Penn Avenue North in Minneapolis as a project "to stimulate economic development, beautification, livability, and job creation." The Penn Avenue corridor is the home of major housing and neighborhood activity nodes which provide commercial services and employment opportunities to surrounding neighborhoods.

This project involves Hennepin County, City of Minneapolis, and Metro Transit working together to deliver job creation and economic development using infrastructure investments as the driver. The partners have invested in planning, design and construction of targeted roadway and pedestrian enhancements in coordination with Metro Transit's C-Line bus rapid transit, which began operating in 2019. The Penn Avenue Implementation Framework approved in March 2016 outlined a series of planned investments to support redevelopment, high quality housing, new and existing businesses, and to create a sense of place.

To date, Hennepin County's investments of \$8.7 million (including \$8.5 million in CP 212100) have resulted in \$49.85 million total infrastructure investment in the Penn corridor to-date. The county's investments in economic development, housing, and redevelopment projects of \$3.5 million have helped generate \$61.9 million in total development value invested in the Penn corridor.

Remaining redevelopment funding will be committed to projects through an annual competitive request for proposals (RFP) process.



| REVENUE | Budget To-Date | Act & Enc | Balance | 2025 Budget | 2026 | 2027 | 2028 | 2029 | Future | Total |
|---------------|------------------|------------------|------------------|-------------|------|------|------|------|--------|------------------|
| Property Tax | 1,516,114 | 1,316,114 | 200,000 | | | | | | | 1,516,114 |
| Bonds - GO | 300,000 | | 300,000 | | | | | | | 300,000 |
| State - Other | 600,000 | | 600,000 | | | | | | | 600,000 |
| Other | 320,000 | 829,886 | (509,886) | | | | | | | 320,000 |
| Total | 2,736,114 | 2,146,000 | 590,114 | | | | | | | 2,736,114 |
| EXPENSE | Budget To-Date | Act & Enc | Balance | 2025 Budget | 2026 | 2027 | 2028 | 2029 | Future | Total |
| Construction | 450,000 | 900 | 449,100 | | | | | | | 450,000 |
| Consulting | 2,286,114 | 1,563,881 | 722,233 | | | | | | | 2,286,114 |
| Other Costs | | 163,571 | (163,571) | | | | | | | |
| Total | 2,736,114 | 1,728,352 | 1,007,762 | | | | | | | 2,736,114 |

| | |
|--|---------------------------------|
| Project Name: 1001560 Penn Avenue Community Works | Funding Start: 2013 |
| Major Program: Operations | Funding Completion: 2023 |
| Department: Housing & Economic Development | |

| Current Year's CIP Process Summary | Budget To-Date | 2025 Budget | 2026 | 2027 | 2028 | 2029 | Future | Total |
|------------------------------------|----------------|-------------|------|------|------|------|--------|-----------|
| Department Requested | 2,736,114 | | | | | | | 2,736,114 |
| Administrator Proposed | 2,736,114 | | | | | | | 2,736,114 |
| CBTF Recommended | 2,736,114 | | | | | | | 2,736,114 |
| Board Approved Final | 2,736,114 | | | | | | | 2,736,114 |

Scheduling Milestones (major phases only):

- Penn Avenue Community Works Implementation Framework adoption: 2016
- Penn Avenue Roadway, Transit, and Streetscape Improvements construction: 2018
- C-Line operations: 2019
- Additional lighting, streetscaping enhancements: 2019-2020
- Queen Bike Boulevard: 2020-2022

Project's Effect on the Operating Budget:

No operating budget impacts anticipated.

Project's Effect on County Priorities:

No operating budget impacts anticipated.

Changes from Prior CIP:

Resolution 23-0311 authorized Agreements PR00005523 with Partnership in Property Commercial Land Trust with a not to exceed amount of \$150,000, PR00005524 with Northside Economic Opportunity Network with a not to exceed amount of \$250,000, and Multijurisdictional Agreement A2311856 with City of Minneapolis; the remaining budget authority of \$1,786,886 be transferred to Bottineau LRT Community Works (1002318) for the purposes of investing in Penn corridor communities in Minneapolis.

Board Resolutions / Supplemental Information:

Resolution 14-0051 approved Agreement A132383 with Hoisington Koepler Group, Inc. for development of the Penn Avenue Community Works Corridor Vision and Implementation Framework; and Agreements A140006 with Metro Transit and A140107 with City of Minneapolis to accept funding for the Penn Avenue Community Works Corridor Vision and Implementation Framework.

Resolution 16-0099R1 adopted the Penn Avenue Implementation Framework; approved Penn Avenue from 394 to 44th Avenue (CP 2121100) as a project in the 2016 Capital Budget with a project budget of \$2,040,000, that \$1,500,000 in funds and budget authority be transferred from Penn Avenue Community Works Participation (CP 2999970) to CP 2121100; and that CP 2999970 be closed.

Resolution 17-0485 authorized various agreements with Metropolitan Council, City of Minneapolis, Minneapolis Park and Recreation Board, and Xcel Energy for the roadway related construction costs and transferred a total of \$7,000,000 in budget authority from the Penn Avenue Community Works project (CP 1001560) to the Penn Avenue Transportation project (CP 2121100).

Since 2018, county and city staff have engaged community and stakeholders in the design of low-stress bikeways including enhanced crossings at three county roadways (Glenwood Avenue, Golden Valley Road, and Lowry Avenue).

Resolution 18-HCHRA-0030 accepted a transfer of \$200,000 from Hennepin County Penn Avenue Community Works (CP 1001560) and authorized Agreement PR00000543 with City of Minneapolis for \$200,000 to support property acquisition and approved criteria for county participation in specific acquisitions.

Resolution 21-0187 authorized Agreement PR00003299 with the City of Minneapolis for bicycle and pedestrian improvements along Queen Avenue N as part of the Queen Avenue Bike Boulevard project.

Resolution 22-0404 authorized a transfer of \$30,000 from Hennepin County Penn Avenue Community Works (CP 1001560) to Housing and Economic Development's 2023 operating budget for economic development programming navigation and outreach to businesses within the Blue Line Extension LRT project corridor.

Resolution 23-0311 authorized the remaining budget authority of \$1,786,886 be transferred to Bottineau LRT Community Works (1002318) for the purposes of investing in Penn corridor communities in Minneapolis.

| Last Year's CIP Process Summary | Budget To-Date | 2024 | 2025 | 2026 | 2027 | 2028 | Future | Total |
|---------------------------------|----------------|------|------|------|------|------|--------|-----------|
| Department Requested | 2,736,114 | | | | | | | 2,736,114 |
| Administrator Proposed | 2,736,114 | | | | | | | 2,736,114 |
| CBTF Recommended | 2,736,114 | | | | | | | 2,736,114 |
| Board Approved Final | 2,736,114 | | | | | | | 2,736,114 |

Project Name: 1006395 Environmental Health & Safety 2021 - 2025
Major Program: Operations
Department: Facility Services

Funding Start: 2021
Funding Completion: 2025

Summary:

This project addresses environmental remediation and safety compliance issues involving county facilities. Projects will address such diverse concerns as storm water management, drinking water quality, radon, lead paint abatement, indoor air quality, fluorescent lamp recycling, asbestos remediation, hazardous waste disposal and other emerging environmental, health, and safety concerns.

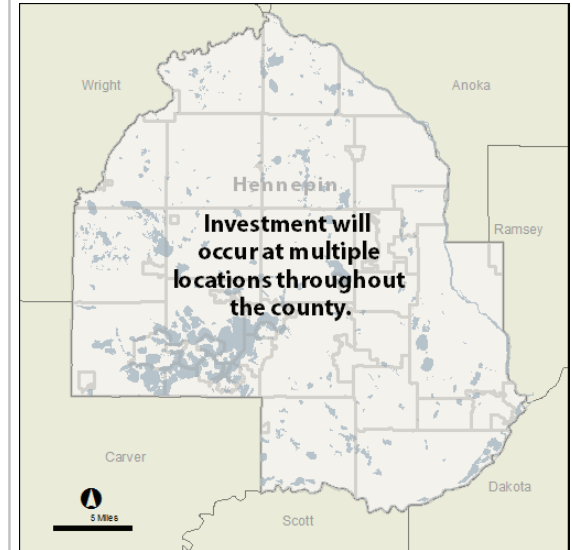
Purpose & Description:

Hennepin County has staff at over 80 owned facilities and a number of leased facilities to deliver its services and programs. Those facilities must remain in a safe, healthful condition, in accordance with current laws, regulations and standards to protect county staff and the public and demonstrate good environmental stewardship to the greater community.

Primary regulatory agencies of the county are the US Environmental Protection Agency, Minnesota Department of Labor and Industry (Occupational Safety and Health Administration - OSHA), Minnesota Department of Health and the Minnesota Pollution Control Agency (MPCA).

Regulatory requirements for pre-renovation and demolition building material surveys are in force. The MPCA has passed rules requiring an inventory of all hazardous materials prior to any renovation or demolition work taking place.

This project is a cost-conscious, and responsive approach for the county to comply with the wide variety of mandates issued by regulatory agencies and non-regulatory best practices. Completion of this work results in reductions in county liability potential risks to the environment and health of clients and employees.



| REVENUE | Budget To-Date | Act & Enc | Balance | 2025 Budget | 2026 | 2027 | 2028 | 2029 | Future | Total |
|--------------|------------------|------------------|----------------|------------------|------|------|------|------|--------|------------------|
| Property Tax | 1,350,000 | 1,350,000 | | 300,000 | | | | | | 1,650,000 |
| Bonds - GO | 850,000 | 381,191 | 468,809 | 1,100,000 | | | | | | 1,950,000 |
| Other | | (1,425) | 1,425 | | | | | | | |
| Total | 2,200,000 | 1,729,766 | 470,234 | 1,400,000 | | | | | | 3,600,000 |
| EXPENSE | Budget To-Date | Act & Enc | Balance | 2025 Budget | 2026 | 2027 | 2028 | 2029 | Future | Total |
| Construction | 1,550,000 | 788,668 | 761,332 | 1,000,000 | | | | | | 2,550,000 |
| Consulting | 400,000 | 1,229,826 | (829,826) | 250,000 | | | | | | 650,000 |
| Other Costs | | 157,145 | (157,145) | | | | | | | |
| Contingency | 250,000 | | 250,000 | 150,000 | | | | | | 400,000 |
| Total | 2,200,000 | 2,175,640 | 24,360 | 1,400,000 | | | | | | 3,600,000 |

| | |
|--|---------------------------------|
| Project Name: 1006395 Environmental Health & Safety 2021 - 2025 | Funding Start: 2021 |
| Major Program: Operations | Funding Completion: 2025 |
| Department: Facility Services | |

| Current Year's CIP Process Summary | Budget To-Date | 2025 Budget | 2026 | 2027 | 2028 | 2029 | Future | Total |
|------------------------------------|----------------|-------------|------|------|------|------|--------|-----------|
| Department Requested | 2,200,000 | 1,400,000 | | | | | | 3,600,000 |
| Administrator Proposed | 2,200,000 | 1,400,000 | | | | | | 3,600,000 |
| CBTF Recommended | 2,200,000 | 1,400,000 | | | | | | 3,600,000 |
| Board Approved Final | 2,200,000 | 1,400,000 | | | | | | 3,600,000 |

Scheduling Milestones (major phases only):
 The work plan over the next few years has increased as this project will perform a number of drinking water quality testing, including some large county facilities. Additionally, a safety survey has been recently completed that looked at fall hazards and safety needs at County facilities. In response to the findings in this report, this project will fund fall protection improvements across all county's facilities over the next 3 years.

Project's Effect on the Operating Budget:
 Potential reductions in: county liability, risks to client and employee health (including health costs attributable to problems in the workplace environment), environmental issues, and state and federal fines.

Project's Effect on County Priorities:
Health & Safety: This project enables county to continue working to be stewards of the environment, health, and safety of its residents and employees. Impacts are significant through managing sites, materials, and wastes responsibly. When issues are identified, this project allows staff to respond with resources to protect the environment, employees, and residents. Additionally, this project allows the county to avoid costly fines and penalties from regulatory agencies and manage environmental risks for the county's building footprint.

Changes from Prior CIP:
 The 2025 estimate has increased by \$800,000 over the 2024-2028 budget due to an increase in projected spending for consultant fees and fall protection improvements.

Board Resolutions / Supplemental Information:

- Planned work for 2025:**
- \$200,000 Asbestos Remediation / Oversight
 - 70,000 Mold / Water Damage Remediation
 - 80,000 Safety Equipment/Services (including ergonomics)
 - 35,000 Training and E-Learning Development
 - 400,000 Drinking Water Quality
 - 10,000 Lead & Hazardous Materials Remediation
 - 30,000 Underground storage tank management
 - 80,000 Environmental (including stormwater management)
 - 25,000 Industrial Hygiene Equipment
 - 400,000 Fall Protection Initiative (first of multiple years)
 - 35,000 Indoor Air Quality & Industrial Hygiene Services
 - 35,000 Contingency
- \$1,400,000 TOTAL**

NOTE: Staff support keeping an available funding balance of \$350,000 to cover unanticipated asbestos, mold, lead remediation and other environmental, health, and safety issues.

Included in the project scope is the purchase or rental of testing and monitoring equipment, as needed. This project supports safety projects that address regulatory compliance and reduces risk and liability of worker injury or illness. In order to meet these requirements, an appropriate professional needs to conduct a study and/or review of a given issue and provide recommendations, this work may be developed internally or externally. This project also assists with underground and above ground storage tank systems and processes complying with MPCA and USEPA regulations. Lastly, this project will assist with efforts to evaluate the condition of drinking water in county facilities.

| Last Year's CIP Process Summary | Budget To-Date | 2024 | 2025 | 2026 | 2027 | 2028 | Future | Total |
|---------------------------------|----------------|---------|---------|------|------|------|--------|-----------|
| Department Requested | 1,600,000 | 600,000 | 600,000 | | | | | 2,800,000 |
| Administrator Proposed | 1,600,000 | 600,000 | 600,000 | | | | | 2,800,000 |
| CBTF Recommended | 1,600,000 | 600,000 | 600,000 | | | | | 2,800,000 |
| Board Approved Final | 1,600,000 | 600,000 | 600,000 | | | | | 2,800,000 |

Project Name: 1010102 Environmental Health & Safety 2026 - 2030
Major Program: Operations
Department: Facility Services

Funding Start: 2026
Funding Completion: 2029

Summary:

This project addresses environmental remediation and safety compliance issues involving county facilities. Projects will address such diverse concerns as storm water management, drinking water quality, radon, lead paint abatement, indoor air quality, fluorescent lamp recycling, asbestos remediation, hazardous waste disposal and other emerging environmental, health, and safety concerns.

Purpose & Description:

Hennepin County has staff at over 80 owned facilities and a number of leased facilities to deliver its services and programs. Those facilities must remain in a safe, healthful condition, in accordance with current laws, regulations and standards to protect county staff and the public and demonstrate good environmental stewardship to the greater community.

Primary regulatory agencies of the county are the US Environmental Protection Agency, Minnesota Department of Labor and Industry (Occupational Safety and Health Administration - OSHA), Minnesota Department of Health and the Minnesota Pollution Control Agency (MPCA).

Regulatory requirements for pre-renovation and demolition building material surveys are in force. The MPCA has passed rules requiring an inventory of all hazardous materials prior to any renovation or demolition work taking place.

This project is a cost-conscious, and responsive approach for the county to comply with the wide variety of mandates issued by regulatory agencies and non-regulatory best practices. Completion of this work results in reductions in county liability potential risks to the environment and health of clients and employees.



| REVENUE | Budget To-Date | Act & Enc | Balance | 2025 Budget | 2026 | 2027 | 2028 | 2029 | Future | Total |
|--------------|----------------|-----------|---------|-------------|------------------|------------------|----------------|----------------|--------|------------------|
| Property Tax | | | | | 300,000 | 300,000 | 300,000 | 300,000 | | 1,200,000 |
| Bonds - GO | | | | | 1,100,000 | 1,100,000 | 300,000 | 300,000 | | 2,800,000 |
| Total | | | | | 1,400,000 | 1,400,000 | 600,000 | 600,000 | | 4,000,000 |
| EXPENSE | Budget To-Date | Act & Enc | Balance | 2025 Budget | 2026 | 2027 | 2028 | 2029 | Future | Total |
| Construction | | | | | 1,000,000 | 1,000,000 | 500,000 | 500,000 | | 3,000,000 |
| Consulting | | | | | 250,000 | 250,000 | 100,000 | 100,000 | | 700,000 |
| Contingency | | | | | 150,000 | 150,000 | | | | 300,000 |
| Total | | | | | 1,400,000 | 1,400,000 | 600,000 | 600,000 | | 4,000,000 |

| | |
|--|---------------------------------|
| Project Name: 1010102 Environmental Health & Safety 2026 - 2030 | Funding Start: 2026 |
| Major Program: Operations | Funding Completion: 2029 |
| Department: Facility Services | |

| Current Year's CIP Process Summary | Budget To-Date | 2025 Budget | 2026 | 2027 | 2028 | 2029 | Future | Total |
|------------------------------------|----------------|-------------|-----------|-----------|---------|---------|--------|-----------|
| Department Requested | | | 1,400,000 | 1,400,000 | 600,000 | 600,000 | | 4,000,000 |
| Administrator Proposed | | | 1,400,000 | 1,400,000 | 600,000 | 600,000 | | 4,000,000 |
| CBTF Recommended | | | 1,400,000 | 1,400,000 | 600,000 | 600,000 | | 4,000,000 |
| Board Approved Final | | | 1,400,000 | 1,400,000 | 600,000 | 600,000 | | 4,000,000 |

Scheduling Milestones (major phases only):
 The work plan over the next few years has increased as this project will perform a number of drinking water quality testing, including some large county facilities. Additionally, a safety survey has been recently completed that looked at fall hazards and safety needs at County facilities. In response to the findings in this report, this project will fund fall protection improvements across all county's facilities over the next 3 years.

Project's Effect on the Operating Budget:
 Potential reductions in: county liability, risks to client and employee health (including health costs attributable to problems in the workplace environment), environmental issues, and state and federal fines.

Project's Effect on County Priorities:
Health & Safety: This project enables county to continue working to be stewards of the environment, health, and safety of its residents and employees. Impacts are significant through managing sites, materials, and wastes responsibly. When issues are identified, this project allows staff to respond with resources to protect the environment, employees, and residents. Additionally, this project allows the county to avoid costly fines and penalties from regulatory agencies and manage environmental risks for the county's building footprint.

Changes from Prior CIP:
 The 2025 estimate has increased by \$2,200,000 over the 2024-2028 budget due to an increase in projected spending for consultant fees and fall protection improvements over the next few years, as well as the addition of another year of funding in the 2029 funding element.

Board Resolutions / Supplemental Information:

Typical annual workplan:

- \$200,000 Asbestos Remediation / Oversight
 - 70,000 Mold / Water Damage Remediation
 - 80,000 Safety Equipment/Services (including ergonomics)
 - 35,000 Training and E-Learning Development
 - 400,000 Drinking Water Quality
 - 10,000 Lead & Hazardous Materials Remediation
 - 30,000 Underground storage tank management
 - 80,000 Environmental (including stormwater management)
 - 25,000 Industrial Hygiene Equipment
 - 400,000 Fall Protection Initiative (first of multiple years)
 - 35,000 Indoor Air Quality & Industrial Hygiene Services
 - 35,000 Contingency
- \$1,400,000 TOTAL**

NOTE: Staff support keeping an available funding balance of \$350,000 to cover unanticipated asbestos, mold, lead remediation and other environmental, health, and safety issues.

Included in the project scope is the purchase or rental of testing and monitoring equipment, as needed. This project supports safety projects that address regulatory compliance and reduces risk and liability of worker injury or illness. In order to meet these requirements, an appropriate professional needs to conduct a study and/or review of a given issue and provide recommendations, this work may be developed internally or externally. This project also assists with underground and above ground storage tank systems and processes complying with MPCA and USEPA regulations. Lastly, this project will assist with efforts to evaluate the condition of drinking water in county facilities.

| Last Year's CIP Process Summary | Budget To-Date | 2024 | 2025 | 2026 | 2027 | 2028 | Future | Total |
|---------------------------------|----------------|------|------|---------|---------|---------|--------|-----------|
| Department Requested | | | | 600,000 | 600,000 | 600,000 | | 1,800,000 |
| Administrator Proposed | | | | 600,000 | 600,000 | 600,000 | | 1,800,000 |
| CBTF Recommended | | | | 600,000 | 600,000 | 600,000 | | 1,800,000 |
| Board Approved Final | | | | 600,000 | 600,000 | 600,000 | | 1,800,000 |

Project Name: 1010103 Facility Climate Action & Energy Conservation 2025-2030
Major Program: Operations
Department: Facility Services

Funding Start: 2025
Funding Completion: 2029

Summary:

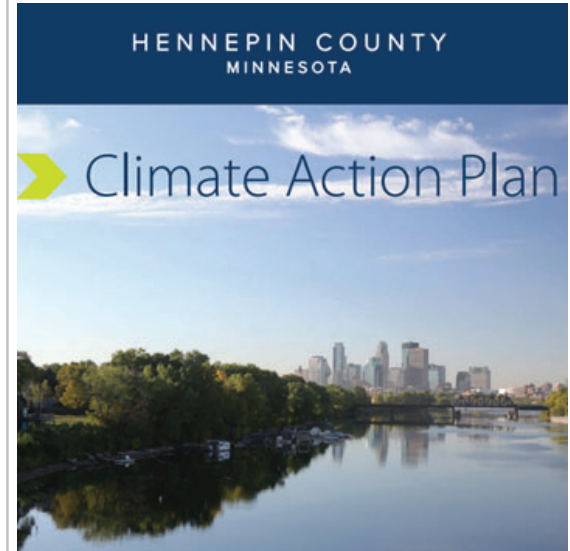
This project supports Facility Services initiatives dedicated to meeting the goals of the Hennepin County's Climate Action Plan, including reducing energy use in county facilities.

Purpose & Description:

Hennepin County outlined a vision for a climate friendly future in the Hennepin County Climate Action Plan, adopted by the County Board in May 2021, and Facility Services is making significant contributions across county facilities toward achieving that vision. The work is multi-faceted with the focus on meeting the county climate action goal of net zero emissions by 2050. The impact from Facility Services climate action work will be resilient, sustainable county buildings using cleaner energy which helps ensure the future health and well-being of residents. Some of the key areas of focus for county facilities include carbon reduction strategies, building electrification, renewable energy, water management, sustainable landscaping, climate resiliency and electric vehicle infrastructure.

The county climate action plan has several key strategies to make county facilities more sustainable and resilient to climate change. Some key areas include carbon reduction strategies, building electrification, renewable energy, water management, sustainable landscaping, climate resiliency and electric vehicle infrastructure. As of 2024, Facility Services work shifted from assessing facilities and prioritizing initiatives to implementing designated projects, while continuing to evaluate opportunities throughout the portfolio. Going forward, Facility Services will:

- Continue our successful efforts to reduce building energy use by 3% annually through efficiency measures and investing in renewable energy.
- Identify and complete projects that electrify and decarbonize county buildings.
- Use the solar assessment study to inform additional onsite solar deployments.
- Expand sustainable landscapes on county properties to manage stormwater onsite, sequester carbon and reduce impervious surfaces, using the newly updated sustainable landscaping guidelines as a guide.
- Assess the county's buildings for climate resiliency focusing on flooding, freeze/thaw cycles, extreme heat, soil erosion and infrastructure reliability.
- Facilitate installation of public and fleet vehicle EV charging stations at county buildings coordinating around major renovation projects and electrical infrastructure availability.
- Incorporate sustainability into facility projects.



| REVENUE | Budget To-Date | Act & Enc | Balance | 2025 Budget | 2026 | 2027 | 2028 | 2029 | Future | Total |
|--------------|----------------|-----------|---------|------------------|------------------|------------------|------------------|------------------|--------|-------------------|
| Bonds - GO | | | | 5,000,000 | 5,000,000 | 5,000,000 | 5,000,000 | 5,000,000 | | 25,000,000 |
| Total | | | | 5,000,000 | 5,000,000 | 5,000,000 | 5,000,000 | 5,000,000 | | 25,000,000 |

| EXPENSE | Budget To-Date | Act & Enc | Balance | 2025 Budget | 2026 | 2027 | 2028 | 2029 | Future | Total |
|--------------|----------------|-----------|---------|------------------|------------------|------------------|------------------|------------------|--------|-------------------|
| Construction | | | | 4,000,000 | 4,000,000 | 4,000,000 | 4,000,000 | 4,000,000 | | 20,000,000 |
| Consulting | | | | 500,000 | 500,000 | 500,000 | 500,000 | 500,000 | | 2,500,000 |
| Contingency | | | | 500,000 | 500,000 | 500,000 | 500,000 | 500,000 | | 2,500,000 |
| Total | | | | 5,000,000 | 5,000,000 | 5,000,000 | 5,000,000 | 5,000,000 | | 25,000,000 |

| | |
|--|---------------------------------|
| Project Name: 1010103 Facility Climate Action & Energy Conservation 2025-2030 | Funding Start: 2025 |
| Major Program: Operations | Funding Completion: 2029 |
| Department: Facility Services | |

| Current Year's CIP Process Summary | Budget To-Date | 2025 Budget | 2026 | 2027 | 2028 | 2029 | Future | Total |
|------------------------------------|----------------|-------------|-----------|-----------|-----------|-----------|--------|------------|
| Department Requested | | 5,000,000 | 5,000,000 | 5,000,000 | 5,000,000 | 5,000,000 | | 25,000,000 |
| Administrator Proposed | | 5,000,000 | 5,000,000 | 5,000,000 | 5,000,000 | 5,000,000 | | 25,000,000 |
| CBTF Recommended | | 5,000,000 | 5,000,000 | 5,000,000 | 5,000,000 | 5,000,000 | | 25,000,000 |
| Board Approved Final | | 5,000,000 | 5,000,000 | 5,000,000 | 5,000,000 | 5,000,000 | | 25,000,000 |

Scheduling Milestones (major phases only):

Work underway in 2024 includes:

- Solar installations at North Regional & St. Louis Park Libraries, and Ridgedale
- Electric Vehicle Supply Equipment at Golden Valley and Maple Grove Libraries
- White roof at Public Safety Facility
- Air source heat pumps for multiple locations
- Geothermal test wells for potential locations
- Recommissioning at FSB, ECF, Sheriff's Radio
- Lighting upgrades at 625 Building, Lighting upgrades at ACF, and 1800 Chicago
- Submetering & Plug load controls at various locations
- Continuous commissioning & Air sealing projects
- System leak studies and repairs

Project's Effect on the Operating Budget:

It is anticipated that by adding additional sustainability and resiliency features to county facilities that there will be additional costs associated with the operations and maintenance.

In contrast, making county facilities more resilient and sustainable will reduce the impacts of future climate events, rising energy costs and emergency repairs. Facility Services has a \$10 million annual operating energy budget and a 3% reduction goal equates to about \$300,000 in energy cost reductions annually.

Project's Effect on County Priorities:

Climate Action: Reduced energy usage will reduce environmental impacts from utilities and help contribute to our Climate Action Plan goals.

Changes from Prior CIP:

The 2025 estimate has increased significantly over the 2024-2028 approved budget as the scope of the Climate Action Plan Facility Implementation (#1008701) and Countywide Energy Conservation program (1006396) have been combined into one all-encompassing project.

Board Resolutions / Supplemental Information:

Planned work in 2025 includes:

- Water management and sustainable landscaping for 1800 Chicago, Golden Valley Library, Sumner library
- Solar installations at Adult Correctional Facility
- RTU and boilers replacements at multiple locations
- EV infrastructure and charging ports
- LED Lighting upgrade for Adult Correctional Facility
- Electric Vehicle charging at multiple facilities
- Lighting Control System Replacements at Champlin, Northeast, & Edina Libraries
- Recommissioning at Bloomington HHW, Water Patrol, JJC/JDC
- Submetering & Plug load controls at various locations
- Continuous commissioning & Air sealing projects
- System leak studies and repairs

RESOLUTION 21-0111 (May 5, 2021): Adoption of the 2021 Hennepin County Action Plan and county commitment to reduce greenhouse gas emissions by 45% from 2010 levels by 2030 and achieve "net zero" emissions by 2050 in Hennepin County operations and geographically.

This project supports the efforts to reduce energy outlined in the 2013 Facility Services Energy Plan and the goals listed in the Hennepin County Climate Action Plan, including 10% on-site solar by 2030, carbon free electricity by 2035 and net-zero carbon emissions by 2050. In addition to pursuing capital project opportunities consistent with the county climate action plan, Facility Services will consider pay-back periods, the expected life of the asset and an evaluation of climate threats as the department advances the climate action work listed above.

This project will replace the following capital projects:

- Countywide Energy Conservation 2021-2024 (#1006396)
 - Funded Budget: \$6,500,000
 - Expenditures & Encumbrances: \$4,066,627.72
 - Balance as of 12/1/24: \$2,433,372.28
- Climate Action Plan Facility Implementation (#1008701)
 - Funded Budget: \$14,000,000
 - Expenditures & Encumbrances: \$10,812,469.93
 - Balance as of 12/1/24: \$3,187,530.07

| Last Year's CIP Process Summary | Budget To-Date | 2024 | 2025 | 2026 | 2027 | 2028 | Future | Total |
|---------------------------------|----------------|------|------|-----------|-----------|-----------|--------|-----------|
| Department Requested | | | | 2,000,000 | 2,000,000 | 2,000,000 | | 6,000,000 |
| Administrator Proposed | | | | 2,000,000 | 2,000,000 | 2,000,000 | | 6,000,000 |
| CBTF Recommended | | | | 2,000,000 | 2,000,000 | 2,000,000 | | 6,000,000 |
| Board Approved Final | | | | 2,000,000 | 2,000,000 | 2,000,000 | | 6,000,000 |

Project Name: 1000874 Government Center Infrastructure Preservation
Major Program: Operations
Department: Facility Services

Funding Start: 2013
Funding Completion: 2025

Summary:

The Hennepin County Government Center opened in 1975 and is located at 300 South 6th Street in Minneapolis, MN. The Government Center is comprised of two 23-story towers supported on a 6-story base building. The total area of the building is some 1,501,954 gross square feet. This project will provide for the planning and major asset rehabilitation work that is needed at the Government Center.

Purpose & Description:

This project is a compilation of major asset rehabilitation needs pertaining directly to the Government Center. It does not represent all facility preservation deficiencies of the facility. The purpose of this project is to provide and extend structural, mechanical and operational functionalities of a nearly 50 year-old facility by upgrading and/or replacing necessary components.

Justifications range from preventing operational failures, to protecting the comfort and safety of facility occupants and making sure that the public can move efficiently and conduct business comfortably throughout the building. Deferment of the physical needs of the building will result in emergency repairs, increased costs and unplanned downtime of building operations.

During 2013 and 2014, comprehensive studies were conducted in order to update and reprioritize the rehabilitation master plan. The work plan, priorities and associated costs have been revised to reflect the information learned by these studies. This project will replace major outdated equipment, restore the functionality of building surfaces and equipment systems in an effort to extend viability of the facility for years to come.

Many of the major systems components are original to the construction of the building and are in need of rejuvenation or major repair. The exterior shell, consisting of granite panels and aluminum window units, has been subjected to seasonal weather for nearly fifty years and possible resulting damage, sealant failure and leakage. Infrastructure systems including piping systems and HVAC components date to original construction and have surpassed their expected life.



| REVENUE | Budget To-Date | Act & Enc | Balance | 2025 Budget | 2026 | 2027 | 2028 | 2029 | Future | Total |
|--------------|-------------------|-------------------|------------------|-------------------|------|------|------|------|--------|-------------------|
| Bonds - GO | 44,500,000 | 35,566,067 | 8,933,933 | 15,000,000 | | | | | | 59,500,000 |
| Other | | 19,310 | (19,310) | | | | | | | |
| Total | 44,500,000 | 35,585,377 | 8,914,623 | 15,000,000 | | | | | | 59,500,000 |
| EXPENSE | Budget To-Date | Act & Enc | Balance | 2025 Budget | 2026 | 2027 | 2028 | 2029 | Future | Total |
| Construction | 38,482,000 | 34,124,011 | 4,357,989 | 15,000,000 | | | | | | 53,482,000 |
| Consulting | 2,568,000 | 5,675,646 | (3,107,646) | | | | | | | 2,568,000 |
| Equipment | | 88,261 | (88,261) | | | | | | | |
| Furnishings | | 15,314 | (15,314) | | | | | | | |
| Other Costs | | 136,165 | (136,165) | | | | | | | |
| Contingency | 3,450,000 | | 3,450,000 | | | | | | | 3,450,000 |
| Total | 44,500,000 | 40,039,397 | 4,460,603 | 15,000,000 | | | | | | 59,500,000 |

| | |
|--|---------------------------------|
| Project Name: 1000874 Government Center Infrastructure Preservation | Funding Start: 2013 |
| Major Program: Operations | Funding Completion: 2025 |
| Department: Facility Services | |

| Current Year's CIP Process Summary | Budget To-Date | 2025 Budget | 2026 | 2027 | 2028 | 2029 | Future | Total |
|------------------------------------|----------------|-------------|------|------|------|------|--------|------------|
| Department Requested | 44,500,000 | 17,900,000 | | | | | | 62,400,000 |
| Administrator Proposed | 44,500,000 | 15,000,000 | | | | | | 59,500,000 |
| CBTF Recommended | 44,500,000 | 15,000,000 | | | | | | 59,500,000 |
| Board Approved Final | 44,500,000 | 15,000,000 | | | | | | 59,500,000 |

Scheduling Milestones (major phases only):

2024 Planned Activities include (\$7.2m):

- P3 Parking Ramp Refurbishment (\$3.2m)
- Electrical & HVAC replacements (\$2.5m)
- Building Envelope & interior finishes (\$1.5m)

2025-2026 Planned Activities include (\$18m):

- Asbestos abatement to lower levels under 6th street (\$2.5m)
- Atrium Window Refurbishment/Replacement Construction (\$8.5m)
- C-Tower Hot water piping improvements (\$1m)
- Roof replacement (to be done after window construction) (\$4.5m)
- Low voltage electrical panel replacement (\$750k)
- Landscaping, Building Envelope & Interior Finishes (\$750k)

Board Resolutions / Supplemental Information:

Major Project Categories: Exterior building surface replacements (tuckpointing, granite panels, window systems, skylights); doorways and entry replacements (revolving doors, window walls); piping system replacements (storm water, domestic water supply, sanitary sewer); life safety systems (fire pump and controls replacements).

In addition to the preservation categories above, this project has replaced old ceiling hidden spline systems and will continue to replace areas. The tiles are original to the building and are deteriorating and will be replaced.

The list of individual rehabilitation projects was originally estimated by Faithful and Gould and updated by Facility Services. The estimated amounts provided include costs for general conditions, contractor mark-ups and contingencies. In 2019, the project list was prioritized over a five-year period by the on-site Facilities Management staff according to their knowledge of the facility.

Project's Effect on the Operating Budget:

This project will reduce expenditures for unplanned or emergency repairs as building infrastructure items will be repaired, replaced or upgraded before major issues arise. Reductions to future operational repair expenses are expected.

RESOLUTION 22-0470 (12/15/2022): Approval to proceed with the HCGC Office Window Replacement Project (Project Number 1008871) a subproject of HCGC Infrastructure (Project Number 1000874).

Project's Effect on County Priorities:

Climate Action: Sustainable design elements to be incorporated to align with County's Climate Action Plan.

Disparity Reduction: Small business hiring goals for consultants and contractors to align with County's priority to reduce disparities.

To date, some of the major projects completed include:

| | |
|---|-------------|
| North Plaza Fountain | \$1,400,000 |
| Plaza Level vestibules | \$1,300,000 |
| A-Tower Public Toilet Room Mods | \$2,500,000 |
| B-Level Staff Locker Rooms & Public Restrooms | \$ 850,000 |
| A-Level Staff locker Rooms | \$1,100,000 |
| A-Level Restrooms | \$1,100,000 |
| HCGC Elevator Project (Consulting) | \$1,200,000 |
| HCGC HVAC Rehabilitation (Consulting) | \$1,000,000 |
| C-Tower piping repair/restroom update | \$5,500,000 |
| B & C-Level parking | \$1,000,000 |
| Office Window Replacement | \$8,000,000 |

Changes from Prior CIP:

The 2025 estimate has decreased by \$2,650,000 from the 2024-2028 budget as revised estimated costs for the last phases of this project have come in lower than anticipated.

| Last Year's CIP Process Summary | Budget To-Date | 2024 | 2025 | 2026 | 2027 | 2028 | Future | Total |
|---------------------------------|----------------|------------|------------|-----------|------|------|--------|------------|
| Department Requested | 44,500,000 | 11,150,000 | 6,500,000 | | | | | 62,150,000 |
| Administrator Proposed | 44,500,000 | | 11,150,000 | 6,500,000 | | | | 62,150,000 |
| CBTF Recommended | 44,500,000 | | 11,150,000 | 6,500,000 | | | | 62,150,000 |
| Board Approved Final | 44,500,000 | | 11,150,000 | 6,500,000 | | | | 62,150,000 |

Project Name: 1006398 Building Automation System Upgrades 2021-2025
Major Program: Operations
Department: Facility Services

Funding Start: 2021
Funding Completion: 2025

Summary:

This project provides for the replacement of and/or upgrades to the county's Building Automation System (BAS). A BAS is comprised of a network of micro-processors and computers that control, change, verify and record various facility conditions, such as heating, cooling, ventilation, and allows for automated scheduling of system operation.

Purpose & Description:

This project is to provide upgrades and replacements to the existing building automation system. The industry average life of a building automation system is 15 years. The current system has been operational at most facilities for 20-25 years and requires major maintenance or replacements to keep the system functional and efficient. The building automation controls that were pneumatic (which use air pressure signals instead of computers), have been upgraded to digital controls in most buildings.

Replacements of the existing systems will continue to result in operational savings for the county. The Building Automation System (BAS) allows for:

1. Replacement of obsolete and end-of-life pneumatic controls (less than 5% of the old pneumatic controls remain),
2. Risk avoidance through easier, more extensive monitoring and control of facility systems which will prevent major building system failures,
3. More efficient energy usage and energy expenditure cost avoidance while providing improved comfort levels for facility occupants,
4. Accurate and timely diagnoses of problems (for example, the BAS has all but eliminated complaints about erratic temperature swings)
5. Compilation of critical information for response and analysis (the reporting format enables comparison among facilities, captures data on energy consumption, maintenance frequencies, and limits emergency calls).

Presently, there are 63 buildings under the control of the building automation network, with thousands of monitored points. This project enables ongoing BAS modifications that leverage technological advancements. Included is the replacement of associated obsolete components, valves and operators. This project does not fund BAS installation for new facilities or facility expansion projects.



| REVENUE | Budget To-Date | Act & Enc | Balance | 2025 Budget | 2026 | 2027 | 2028 | 2029 | Future | Total |
|--------------|------------------|------------------|------------------|------------------|------|------|------|------|--------|------------------|
| Bonds - GO | 5,500,000 | 960,379 | 4,539,621 | 1,500,000 | | | | | | 7,000,000 |
| Total | 5,500,000 | 960,379 | 4,539,621 | 1,500,000 | | | | | | 7,000,000 |
| EXPENSE | Budget To-Date | Act & Enc | Balance | 2025 Budget | 2026 | 2027 | 2028 | 2029 | Future | Total |
| Construction | 2,532,000 | 2,239,731 | 292,269 | 700,000 | | | | | | 3,232,000 |
| Consulting | 418,000 | 43,760 | 374,240 | | | | | | | 418,000 |
| Equipment | 2,133,000 | | 2,133,000 | 717,000 | | | | | | 2,850,000 |
| Contingency | 417,000 | | 417,000 | 83,000 | | | | | | 500,000 |
| Total | 5,500,000 | 2,283,491 | 3,216,509 | 1,500,000 | | | | | | 7,000,000 |

| | |
|--|---------------------------------|
| Project Name: 1006398 Building Automation System Upgrades 2021-2025 | Funding Start: 2021 |
| Major Program: Operations | Funding Completion: 2025 |
| Department: Facility Services | |

| Current Year's CIP Process Summary | Budget To-Date | 2025 Budget | 2026 | 2027 | 2028 | 2029 | Future | Total |
|------------------------------------|----------------|-------------|------|------|------|------|--------|-----------|
| Department Requested | 5,500,000 | 2,600,000 | | | | | | 8,100,000 |
| Administrator Proposed | 5,500,000 | 1,500,000 | | | | | | 7,000,000 |
| CBTF Recommended | 5,500,000 | 1,500,000 | | | | | | 7,000,000 |
| Board Approved Final | 5,500,000 | 1,500,000 | | | | | | 7,000,000 |

Scheduling Milestones (major phases only):

Schedule:
2023 \$3,300,000 PSF Building (LL-3), IT - Dynamic Host Configuration Protocol (DHCP), Rockford Road Library
2024 \$3,300,000 PSF Building (Levels 4-7), IT - DHCP, and the following libraries: Sumner, Webber Park, Rogers, Minnetonka & Central
2025 \$2,600,000 IT - DHCP, HCGC, Network Segmentation, Forensic Sciences Building, Oxboro Library

Project's Effect on the Operating Budget:
To maintain a cost avoidance factor of 10-15% in reduced energy expenditures.

Project's Effect on County Priorities:

Climate Action: Sustainable design elements to be incorporated to align with County's Climate Action Plan. Energy efficiency is one of the most impactful and cost effective ways to decarbonize our facilities.

Disparity Reduction: Small business and minority-owned business hiring goals for consultants and contractors to align with County's priority to reduce disparities.

Changes from Prior CIP:
The 2025 estimate has decreased by \$1,500,000 from the 2024-2028 budget due to the large balance of available appropriated funding in this project.

Board Resolutions / Supplemental Information:

Notes:

- The BAS program assesses the building automation systems at each building to determine the upgrades for that location.
- Initial BAS work at the new 625 Building will be included in the 625 Building Occupancy Preparation & Rehabilitation (1007208) capital project.
- Facility Services is continuing to work closely with IT to determine the necessary changes needed for increased security (DHCP). The majority of this work is now planned to happen in 2024-2025.

| Last Year's CIP Process Summary | Budget To-Date | 2024 | 2025 | 2026 | 2027 | 2028 | Future | Total |
|---------------------------------|----------------|-----------|-----------|------|------|------|--------|-----------|
| Department Requested | 2,200,000 | 3,300,000 | 2,600,000 | | | | | 8,100,000 |
| Administrator Proposed | 2,200,000 | 3,300,000 | 2,600,000 | | | | | 8,100,000 |
| CBTF Recommended | 2,200,000 | 3,300,000 | 2,600,000 | | | | | 8,100,000 |
| Board Approved Final | 2,200,000 | 3,300,000 | 2,600,000 | | | | | 8,100,000 |

Project Name: 1010104 Building Automation System Upgrades 2026-2030
Major Program: Operations
Department: Facility Services

Funding Start: 2026
Funding Completion: 2029

Summary:

This project provides for the replacement of and/or upgrades to the county's Building Automation System (BAS). A BAS is comprised of a network of micro-processors and computers that control, change, verify and record various facility conditions, such as heating, cooling, ventilation, and allows for automated scheduling of system operation.

Purpose & Description:

This project is to provide upgrades and replacements to the existing building automation system. The industry average life of a building automation system is 15 years. The current system has been operational at most facilities for 20-25 years and requires major maintenance or replacements to keep the system functional and efficient. The building automation controls that were pneumatic (which use air pressure signals instead of computers), have been upgraded to digital controls in most buildings.

Replacements of the existing systems will continue to result in operational savings for the county. The Building Automation System (BAS) allows for:

1. Replacement of obsolete and end-of-life pneumatic controls (less than 5% of the old pneumatic controls remain),
2. Risk avoidance through easier, more extensive monitoring and control of facility systems which will prevent major building system failures,
3. More efficient energy usage and energy expenditure cost avoidance while providing improved comfort levels for facility occupants,
4. Accurate and timely diagnoses of problems (for example, the BAS has all but eliminated complaints about erratic temperature swings)
5. Compilation of critical information for response and analysis (the reporting format enables comparison among facilities, captures data on energy consumption, maintenance frequencies, and limits emergency calls).

Presently, there are 63 buildings under the control of the building automation network, with thousands of monitored points. This project enables ongoing BAS modifications that leverage technological advancements. Included is the replacement of associated obsolete components, valves and operators. This project does not fund BAS installation for new facilities or facility expansion projects.



| REVENUE | Budget To-Date | Act & Enc | Balance | 2025 Budget | 2026 | 2027 | 2028 | 2029 | Future | Total |
|--------------|----------------|-----------|---------|-------------|------------------|------------------|------------------|------------------|--------|------------------|
| Bonds - GO | | | | | 1,500,000 | 1,500,000 | 1,500,000 | 1,500,000 | | 6,000,000 |
| Total | | | | | 1,500,000 | 1,500,000 | 1,500,000 | 1,500,000 | | 6,000,000 |
| EXPENSE | Budget To-Date | Act & Enc | Balance | 2025 Budget | 2026 | 2027 | 2028 | 2029 | Future | Total |
| Construction | | | | | 1,000,000 | 1,000,000 | 1,000,000 | 1,000,000 | | 4,000,000 |
| Consulting | | | | | 250,000 | 250,000 | 250,000 | 250,000 | | 1,000,000 |
| Contingency | | | | | 250,000 | 250,000 | 250,000 | 250,000 | | 1,000,000 |
| Total | | | | | 1,500,000 | 1,500,000 | 1,500,000 | 1,500,000 | | 6,000,000 |

| | |
|--|---------------------------------|
| Project Name: 1010104 Building Automation System Upgrades 2026-2030 | Funding Start: 2026 |
| Major Program: Operations | Funding Completion: 2029 |
| Department: Facility Services | |

| Current Year's CIP Process Summary | Budget To-Date | 2025 Budget | 2026 | 2027 | 2028 | 2029 | Future | Total |
|------------------------------------|----------------|-------------|-----------|-----------|-----------|-----------|--------|-----------|
| Department Requested | | | 1,500,000 | 1,500,000 | 1,500,000 | 1,500,000 | | 6,000,000 |
| Administrator Proposed | | | 1,500,000 | 1,500,000 | 1,500,000 | 1,500,000 | | 6,000,000 |
| CBTF Recommended | | | 1,500,000 | 1,500,000 | 1,500,000 | 1,500,000 | | 6,000,000 |
| Board Approved Final | | | 1,500,000 | 1,500,000 | 1,500,000 | 1,500,000 | | 6,000,000 |

| |
|---|
| <p>Scheduling Milestones (major phases only): The workplan for 2026-2030 will be defined in the future.</p> |
| <p>Project's Effect on the Operating Budget: To maintain a cost avoidance factor of 10-15% in reduced energy expenditures.</p> |
| <p>Project's Effect on County Priorities: Climate Action: Sustainable design elements to be incorporated to align with County's Climate Action Plan. Energy efficiency is one of the most impactful and cost effective ways to decarbonize our facilities. Disparity Reduction: Small business and minority-owned business hiring goals for consultants and contractors to align with County's priority to reduce disparities.</p> |
| <p>Changes from Prior CIP: The 2025 estimate has increased by \$1,500,000 over the 2024-2028 approved budget due to the addition on another year of funding in the 2029 funding element.</p> |

| |
|--|
| <p>Board Resolutions / Supplemental Information: The BAS program assesses the building automation systems at each building to determine the upgrades for that location.</p> |
|--|

| Last Year's CIP Process Summary | Budget To-Date | 2024 | 2025 | 2026 | 2027 | 2028 | Future | Total |
|---------------------------------|----------------|------|------|-----------|-----------|-----------|--------|-----------|
| Department Requested | | | | 1,500,000 | 1,500,000 | 1,500,000 | | 4,500,000 |
| Administrator Proposed | | | | 1,500,000 | 1,500,000 | 1,500,000 | | 4,500,000 |
| CBTF Recommended | | | | 1,500,000 | 1,500,000 | 1,500,000 | | 4,500,000 |
| Board Approved Final | | | | 1,500,000 | 1,500,000 | 1,500,000 | | 4,500,000 |

Project Name: 1006397 Facility Preservation 2021-2025
Major Program: Operations
Department: Facility Services

Funding Start: 2021
Funding Completion: 2025

Summary:

This project provides the basis for implementing an annual, county-wide facility preservation program, which is intended to carry out major building system and infrastructure repairs, replacements and upgrades as necessary to ensure the long-term viability of the county's real property assets.

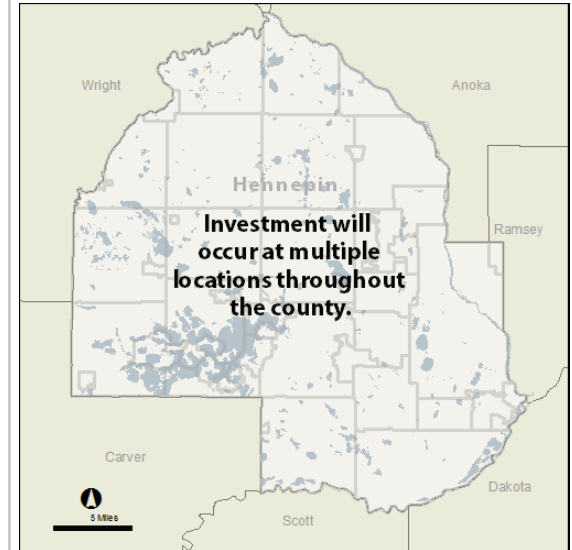
Purpose & Description:

Well-maintained facilities are integral to the ability of Hennepin County to efficiently deliver cost effective services to its various clients and patrons. Facility Service's mission includes preservation of county buildings thereby prolonging their life and maximizing the value of the County's assets.

All of the work done in this project is identified through periodic surveys of the respective building systems by expert consultants and operations and maintenance staff. The surveys and audits provide a work plan to effect major facility repairs, renovations, and upgrades in support of the county's service mission. The facilities covered by this project were re-inspected in 2013, 2018 and 2019 into 2020, after which, the 2021-2025 plan was more clearly updated. Executing identified projects requires considerable funding in a consistent and continuous stream on an annual basis.

Funding this project allows staff to maintain buildings using a cyclical program based on statistical average life cycles of various building infrastructure systems. This will ensure buildings remain in optimal condition thereby prolonging their useful life through use of capital resources in an efficient and responsible manner.

Implementation of this work requires 3 essential steps: 1) Facility Surveys / Audits: Comprehensive survey/audit of all of the buildings the county directly owns and operates; 2) Work Plan Development: Identify and prioritize necessary repair, rehabilitation, replacement and upgrade work; and 3) Annual Funding: Consistent funding allows for implementing the work in a planned and cost effective manner.



| REVENUE | Budget To-Date | Act & Enc | Balance | 2025 Budget | 2026 | 2027 | 2028 | 2029 | Future | Total |
|--------------|-------------------|------------------|-------------------|------------------|------|------|------|------|--------|-------------------|
| Bonds - GO | 18,000,000 | 4,945,484 | 13,054,516 | 2,000,000 | | | | | | 20,000,000 |
| Other | | 16,689 | (16,689) | | | | | | | |
| Total | 18,000,000 | 4,962,172 | 13,037,828 | 2,000,000 | | | | | | 20,000,000 |

| EXPENSE | Budget To-Date | Act & Enc | Balance | 2025 Budget | 2026 | 2027 | 2028 | 2029 | Future | Total |
|--------------|-------------------|------------------|-------------------|------------------|------|------|------|------|--------|-------------------|
| Construction | 14,400,000 | 6,775,027 | 7,624,973 | 1,900,000 | | | | | | 16,300,000 |
| Consulting | 1,800,000 | 339,972 | 1,460,028 | 100,000 | | | | | | 1,900,000 |
| Equipment | | 2,069 | (2,069) | | | | | | | |
| Other Costs | | 84,163 | (84,163) | | | | | | | |
| Contingency | 1,800,000 | | 1,800,000 | | | | | | | 1,800,000 |
| Total | 18,000,000 | 7,201,230 | 10,798,770 | 2,000,000 | | | | | | 20,000,000 |

| | |
|--|---------------------------------|
| Project Name: 1006397 Facility Preservation 2021-2025 | Funding Start: 2021 |
| Major Program: Operations | Funding Completion: 2025 |
| Department: Facility Services | |

| Current Year's CIP Process Summary | Budget To-Date | 2025 Budget | 2026 | 2027 | 2028 | 2029 | Future | Total |
|------------------------------------|----------------|-------------|------|------|------|------|--------|------------|
| Department Requested | 18,000,000 | 2,000,000 | | | | | | 20,000,000 |
| Administrator Proposed | 18,000,000 | 2,000,000 | | | | | | 20,000,000 |
| CBTF Recommended | 18,000,000 | 2,000,000 | | | | | | 20,000,000 |
| Board Approved Final | 18,000,000 | 2,000,000 | | | | | | 20,000,000 |

| |
|--|
| Scheduling Milestones (major phases only): |
| Project's Effect on the Operating Budget: Effects on the operating budget cannot be quantified, but reductions to the future operational repair expenses are expected. |
| Project's Effect on County Priorities: Climate Action: Sustainable design elements to be incorporated to align with County's Climate Action Plan. Disparity Reduction: Small business hiring goals for consultants and contractors to align with County's priority to reduce disparities. |
| Changes from Prior CIP: The 2025 estimate has decreased by \$7,500,000 from the 2024-2028 budget due to the large balance of available appropriated funding in this project. |

| |
|---|
| Board Resolutions / Supplemental Information: MAJOR PROJECTS UNDERWAY IN 2024 INCLUDE: (\$11,500,000) <ul style="list-style-type: none"> • Eden Prairie Service Center \$200,000 (Replace boiler) • Emergency Communications Facility: \$200,000 (Replace glycol in well field) • Forensic Science Building \$800,000 (Glass Replacement) • Orono Maintenance \$350,000 (Replace roof, sandblast and seal coat salt shed) • Osseo Maintenance \$200,000 (Sandblast and seal coat salt shed) • Sheriff's Radio Towers \$250,000 (Replacement of generators) • Sheriff's Water Patrol \$600,000 (Replacement of generator, transfer switch, HVAC equipment) • Target Field Station \$400,000 (Replacement of elevator floors and cab components) • Bldg. & Elevator Condition Assessments: \$1,500,000 • Other projects \$5,600,000 • Misc/Emergency requests \$1,000,000 MAJOR PROJECTS IN 2025 INCLUDE (\$4,500,000): <ul style="list-style-type: none"> • Eden Prairie Service Center \$500,000 (Boiler replacement Ph.2) • Juvenile Detention Center \$1,500,000 (Elevator replacements) • Midtown \$500,000 (Replace heat pumps) • Other projects and assessments \$2,000,000 |
|---|

| Last Year's CIP Process Summary | Budget To-Date | 2024 | 2025 | 2026 | 2027 | 2028 | Future | Total |
|---------------------------------|----------------|------------|-----------|------|------|------|--------|------------|
| Department Requested | 9,500,000 | 10,000,000 | 8,000,000 | | | | | 27,500,000 |
| Administrator Proposed | 9,500,000 | 8,500,000 | 9,500,000 | | | | | 27,500,000 |
| CBTF Recommended | 9,500,000 | 8,500,000 | 9,500,000 | | | | | 27,500,000 |
| Board Approved Final | 9,500,000 | 8,500,000 | 9,500,000 | | | | | 27,500,000 |

Project Name: 1010105 Facility Preservation 2026-2030
Major Program: Operations
Department: Facility Services

Funding Start: 2026
Funding Completion: 2029

Summary:

This project provides the basis for implementing an annual, county-wide facility preservation program, which is intended to carry out major building system and infrastructure repairs, replacements and upgrades as necessary to ensure the long-term viability of the county's real property assets.

Purpose & Description:

Well-maintained facilities are integral to the ability of Hennepin County to efficiently deliver cost effective services to its various clients and patrons. Facility Service's mission includes preservation of county buildings thereby prolonging their life and maximizing the value of the County's assets.

All of the work done in this project is identified through periodic surveys of the respective building systems by expert consultants and operations and maintenance staff. The surveys and audits provide a work plan to effect major facility repairs, renovations, and upgrades in support of the county's service mission. The facilities covered by this project were re-inspected in 2013, 2018 and 2019 into 2020, after which, the 2021-2025 plan was more clearly updated. Executing identified projects requires considerable funding in a consistent and continuous stream on an annual basis.

Funding this project allows staff to maintain buildings using a cyclical program based on statistical average life cycles of various building infrastructure systems. This will ensure buildings remain in optimal condition thereby prolonging their useful life through use of capital resources in an efficient and responsible manner.

Implementation of this work requires 3 essential steps: 1) Facility Surveys / Audits: Comprehensive survey/audit of all of the buildings the county directly owns and operates; 2) Work Plan Development: Identify and prioritize necessary repair, rehabilitation, replacement and upgrade work; and 3) Annual Funding: Consistent funding allows for implementing the work in a planned and cost effective manner.



| REVENUE | Budget To-Date | Act & Enc | Balance | 2025 Budget | 2026 | 2027 | 2028 | 2029 | Future | Total |
|--------------|----------------|-----------|---------|-------------|-------------------|-------------------|-------------------|-------------------|--------|-------------------|
| Bonds - GO | | | | | 10,000,000 | 10,000,000 | 10,000,000 | 10,000,000 | | 40,000,000 |
| Total | | | | | 10,000,000 | 10,000,000 | 10,000,000 | 10,000,000 | | 40,000,000 |

| EXPENSE | Budget To-Date | Act & Enc | Balance | 2025 Budget | 2026 | 2027 | 2028 | 2029 | Future | Total |
|--------------|----------------|-----------|---------|-------------|-------------------|-------------------|-------------------|-------------------|--------|-------------------|
| Construction | | | | | 7,800,000 | 7,800,000 | 7,800,000 | 7,800,000 | | 31,200,000 |
| Consulting | | | | | 1,100,000 | 1,100,000 | 1,100,000 | 1,100,000 | | 4,400,000 |
| Contingency | | | | | 1,100,000 | 1,100,000 | 1,100,000 | 1,100,000 | | 4,400,000 |
| Total | | | | | 10,000,000 | 10,000,000 | 10,000,000 | 10,000,000 | | 40,000,000 |

| | |
|--|---------------------------------|
| Project Name: 1010105 Facility Preservation 2026-2030 | Funding Start: 2026 |
| Major Program: Operations | Funding Completion: 2029 |
| Department: Facility Services | |

| Current Year's CIP Process Summary | Budget To-Date | 2025 Budget | 2026 | 2027 | 2028 | 2029 | Future | Total |
|------------------------------------|----------------|-------------|------------|------------|------------|------------|--------|------------|
| Department Requested | | | 10,000,000 | 10,000,000 | 10,000,000 | 10,000,000 | | 40,000,000 |
| Administrator Proposed | | | 10,000,000 | 10,000,000 | 10,000,000 | 10,000,000 | | 40,000,000 |
| CBTF Recommended | | | 10,000,000 | 10,000,000 | 10,000,000 | 10,000,000 | | 40,000,000 |
| Board Approved Final | | | 10,000,000 | 10,000,000 | 10,000,000 | 10,000,000 | | 40,000,000 |

Scheduling Milestones (major phases only):

MAJOR PROJECTS IN 2026 INCLUDE (\$10,000,000):

- Bloomington Maint \$400,000 (Tuckpointing, salt shed sandblasting and sealing)
- Eden Prairie Service Center \$200,000 (mill and overlay parking lot)
- Government Center \$1,100,000 (Replace garage lights, pool equipment, parking booth)
- Juvenile Detention Center \$1,625,000 (Elevator upgrades, restroom code upgrades)
- Public Safety Facility \$850,000 (Replace concrete and drains, study/replace HVAC components)
- Other projects \$5,825,000

Board Resolutions / Supplemental Information:

MAJOR PROJECTS IN 2027 INCLUDE (\$13,500,000):

- 625 Building \$3,000,000 (High rise elevator modernization)
- Government Center \$2,000,000 (Café equipment, re-key building, heat exchangers)
- Juvenile Detention Center \$1,700,000 (replace roof)
- Public Service Facility \$2,000,000 (garage traffic coating)
- Other projects \$4,800,000

MAJOR PROJECTS IN 2028 AND BEYOND INCLUDE:

- 625 Building \$1,600,000 (Modernize elevators)
- Government Center \$650,000 (Replace domestic cold-water pumps and motors)
- Public Safety Facility \$5,000,000 (Replace life cycled plumbing, jail locks, UST, envelope study, dock levelers, replace fire panel and components, fire pump)

Project's Effect on the Operating Budget:

Effects on the operating budget cannot be quantified, but reductions to the future operational repair expenses are expected.

Project's Effect on County Priorities:

Climate Action: Sustainable design elements to be incorporated to align with County's Climate Action Plan.

Disparity Reduction: Small business hiring goals for consultants and contractors to align with County's priority to reduce disparities.

Changes from Prior CIP:

The 2025 estimate has increased by \$11,000,000 over the 2024-2028 approved budget due to the addition on another year of funding in the 2029 funding element. Additionally, new facilities have now been included in the overall facility preservation work plan, including the Regional Medical Examiner's Facility and 625 Building.

| Last Year's CIP Process Summary | Budget To-Date | 2024 | 2025 | 2026 | 2027 | 2028 | Future | Total |
|---------------------------------|----------------|------|------|-----------|------------|------------|--------|------------|
| Department Requested | | | | 9,000,000 | 10,000,000 | 10,000,000 | | 29,000,000 |
| Administrator Proposed | | | | 9,000,000 | 10,000,000 | 10,000,000 | | 29,000,000 |
| CBTF Recommended | | | | 9,000,000 | 10,000,000 | 10,000,000 | | 29,000,000 |
| Board Approved Final | | | | 9,000,000 | 10,000,000 | 10,000,000 | | 29,000,000 |

Project Name: 1007211 Government Center Court Relocations from FJC
Major Program: Operations
Department: Facility Services

Funding Start: 2022
Funding Completion: 2025

Summary:

This project will renovate approximately 50,400 SF into Family Court space on four floors of the Hennepin County Government Center's Courts Tower, located at 300 S. Sixth Street in downtown Minneapolis.

Purpose & Description:

In 2018, the county acquired the Thrivent Building (625 Building) which is located 1 block to the east of the Government Center and is connected via the downtown skyway system. This strategic acquisition serves to meet identified space needs of the County, provides for the consolidation and service efficiencies of court functions in the Government Center by relocating Family Court functions from the 66-year-old Family Justice Center (FJC). This would allow FJC to be vacated and declared surplus.

A 20-year District Court Master Plan was completed in the summer of 2019. This master plan focused on identifying caseload trends and population projections along with operational, staffing and facility needs. Key to this master plan was the identification of critical, functional adjacencies required for the Family Courts to be relocated from the Family Justice Center to the Government Center. These functional adjacencies and short-term needs were then incorporated into the updated Downtown Campus Master Plan recommendations.

The purpose of this project is to renovate existing office space on the upper floors of the Government Center's (HCGC) Courts Tower into court space to accommodate relocated programs from the Family Justice Center based on guidance from a Downtown Campus Master Plan and a District Court Facility Master Planning Study. Due to the Covid-19 pandemic, this project was put on-hold. During this time, the county has been updating the previously developed master plan and revising future workplace strategies to better align with service delivery efficiencies realized during pandemic's remote work of most county functions.

In association with the 625 Building acquisition, the development of a Downtown Campus provides an opportunity to invest smarter, end leases, renovate and maintain fewer buildings, align adjacent government services between the City of Minneapolis, District Court and Hennepin County, bringing downtown services closer together for residents and connect downtown staff. Based on the recommendations of the updated Downtown Campus Master Plan, approx. 50,400 SF on Floors C-20 through C-23 will be renovated for Family Court/General Court courtrooms/chambers. Plus minimal updates to repurpose C-19 from General Court to Family Courts. Current occupants of these floors, the County Attorney and Community Corrections will be relocated to floors in the Government Center's Administrative Tower as part of another capital project.



| REVENUE | Budget To-Date | Act & Enc | Balance | 2025 Budget | 2026 | 2027 | 2028 | 2029 | Future | Total |
|--------------|------------------|----------------|------------------|-------------------|------|------|------|------|--------|-------------------|
| Bonds - GO | 2,500,000 | 362,468 | 2,137,532 | 25,400,000 | | | | | | 27,900,000 |
| Total | 2,500,000 | 362,468 | 2,137,532 | 25,400,000 | | | | | | 27,900,000 |
| EXPENSE | Budget To-Date | Act & Enc | Balance | 2025 Budget | 2026 | 2027 | 2028 | 2029 | Future | Total |
| Construction | | | | 20,700,000 | | | | | | 20,700,000 |
| Consulting | 1,500,000 | 470,980 | 1,029,020 | 200,000 | | | | | | 1,700,000 |
| Equipment | | | | 1,900,000 | | | | | | 1,900,000 |
| Furnishings | | | | 1,150,000 | | | | | | 1,150,000 |
| Other Costs | | 100 | (100) | 200,000 | | | | | | 200,000 |
| Contingency | 1,000,000 | | 1,000,000 | 1,250,000 | | | | | | 2,250,000 |
| Total | 2,500,000 | 471,080 | 2,028,920 | 25,400,000 | | | | | | 27,900,000 |

| | |
|---|---------------------------------|
| Project Name: 1007211 Government Center Court Relocations from FJC | Funding Start: 2022 |
| Major Program: Operations | Funding Completion: 2025 |
| Department: Facility Services | |

| Current Year's CIP Process Summary | Budget To-Date | 2025 Budget | 2026 | 2027 | 2028 | 2029 | Future | Total |
|------------------------------------|----------------|-------------|------|------|------|------|--------|------------|
| Department Requested | 2,500,000 | 27,350,000 | | | | | | 29,850,000 |
| Administrator Proposed | 2,500,000 | 25,400,000 | | | | | | 27,900,000 |
| CBTF Recommended | 2,500,000 | 25,400,000 | | | | | | 27,900,000 |
| Board Approved Final | 2,500,000 | 25,400,000 | | | | | | 27,900,000 |

Scheduling Milestones (major phases only):

Phase 1 (3 New Family Court Floors C-20, C-21 & C-22):

- Design: 2023-2024
- Construction: Late 2024-2025
- Occupancy: Early 2026

Phase 2 (1 New Family Court Floor C-23 / Repurposing of C-19):

- Design: 2023-2024
- Construction: 2025- 2026
- Occupancy: Early 2026

Board Resolutions / Supplemental Information:

On September 26, 2017, the County Board authorized the acquisition of Thrivent Building, building located at 625 4th Avenue South in the City of Minneapolis (BAR 17-0346). The acquisition closed on August 22, 2018 and the county took occupancy of the building on July 1, 2020.

Hennepin County hosts the State of Minnesota's largest judicial district (4th) in 4 downtown facilities (Government Center, Family Justice Center, Juvenile Justice Center and the Public Safety Facility) and 2 suburban locations (Brookdale and Ridgedale) with the majority of space residing in the Government Center. Courts operational modifications due to lessons learned from the pandemic will be considered as relocation plans proceed in 2022.

The construction of relocated office space to accommodate the relocation of Family Court programs from the Family Justice Center are part of another capital project, titled the Government Center Office Remodeling, capital project number 1007210.

RESOLUTION 24-0185 (April 30, 2024): BE IT RESOLVED, BE IT RESOLVED, that the following actions be approved for the Family Justice Relocation project (CP 1007211) and the HCGC A20-A21 District Court Self Help and Administration project (CP 1007210): Approval of schematic design; Authorization to proceed with project design development and construction documents;...

Project's Effect on the Operating Budget:

Adopting the new Hybrid workplace model reduces the need for office space real estate which will lead to the sale of the Family Justice Center as the departments in this building will be relocated to the Government Center.

Project's Effect on County Priorities:

Climate Action: Sustainable design elements to be incorporated to align with County's Climate Action Plan.

Disparity Reduction: Small business hiring goals for consultants and contractors to align with County's priority to reduce disparities.

Changes from Prior CIP:

No changes.

| Last Year's CIP Process Summary | Budget To-Date | 2024 | 2025 | 2026 | 2027 | 2028 | Future | Total |
|---------------------------------|----------------|------------|------------|------|------|------|--------|------------|
| Department Requested | 1,500,000 | 25,250,000 | 1,150,000 | | | | | 27,900,000 |
| Administrator Proposed | 1,500,000 | 1,000,000 | 25,400,000 | | | | | 27,900,000 |
| CBTF Recommended | 1,500,000 | 1,000,000 | 25,400,000 | | | | | 27,900,000 |
| Board Approved Final | 1,500,000 | 1,000,000 | 25,400,000 | | | | | 27,900,000 |

Project Name: 1007208 625 Building Occupancy Preparation & Rehabilitation
Major Program: Operations
Department: Facility Services

Funding Start: 2020
Funding Completion: 2026

Summary:

This project is intended to prepare for occupancy of county programs and to carry out major building system and infrastructure repairs, replacements and upgrades as necessary at the county owned 625 Building (Thrivent Financial Services Headquarters), located at 625 4th Ave. S., in downtown Minneapolis.

Purpose & Description:

Built in 1981, the Thrivent Building is a 539,000 gross square foot (390,000 usable square foot), 17 story office building with a basement which was acquired by the county in 2018. The purpose of this project is to prepare certain elements of building systems conversion and modifications from Thrivent ownership to Hennepin County operations. These items include but are not limited to Information Technology systems, security systems, building automation and control systems along with common space (lower level to the Skyway level), furniture, fixture and equipment such as audio/video installations, signage, common area lighting upgrades and miscellaneous code required accessibility modifications.

This project will also provide a facility preservation program in order to extend structural, mechanical and operational functionalities of this 41 year-old facility by carry out major building system and infrastructure repairs, replacements and upgrades such as mechanical, plumbing and electrical equipment replacements, HVAC control work, window sealant replacement, and environmental abatement. Typically, these projects are technically complex, may involve meeting code requirements, and are larger in scale and cost than routine preservation work. Certain elements of work are planned to be modified and/or replaced just prior to initial county program occupancy in mid-2023.

This project request is based on a detailed facility condition assessment conducted during the due diligence period of acquisition negotiations. This facility Condition Assessment revealed that the building has been well maintained and is in good condition, but certain replacements of infrastructure equipment and systems were negotiated as part of the final price of acquisition.



| REVENUE | Budget To-Date | Act & Enc | Balance | 2025 Budget | 2026 | 2027 | 2028 | 2029 | Future | Total |
|--------------|-------------------|-------------------|------------------|-------------|------------------|------|------|------|--------|-------------------|
| Bonds - GO | 29,400,000 | 20,855,912 | 8,544,088 | | 2,100,000 | | | | | 31,500,000 |
| Other | | (10,982) | 10,982 | | | | | | | |
| Total | 29,400,000 | 20,844,930 | 8,555,070 | | 2,100,000 | | | | | 31,500,000 |
| EXPENSE | Budget To-Date | Act & Enc | Balance | 2025 Budget | 2026 | 2027 | 2028 | 2029 | Future | Total |
| Construction | 26,404,000 | 20,532,046 | 5,871,954 | | 2,000,000 | | | | | 28,404,000 |
| Consulting | 1,231,000 | 506,878 | 724,122 | | | | | | | 1,231,000 |
| Equipment | 491,000 | 41,838 | 449,162 | | | | | | | 491,000 |
| Furnishings | 217,000 | 22,989 | 194,011 | | | | | | | 217,000 |
| Other Costs | 100,000 | 13,178 | 86,822 | | | | | | | 100,000 |
| Contingency | 957,000 | | 957,000 | | 100,000 | | | | | 1,057,000 |
| Total | 29,400,000 | 21,116,929 | 8,283,071 | | 2,100,000 | | | | | 31,500,000 |

| | |
|--|---------------------------------|
| Project Name: 1007208 625 Building Occupancy Preparation & Rehabilitation | Funding Start: 2020 |
| Major Program: Operations | Funding Completion: 2026 |
| Department: Facility Services | |

| Current Year's CIP Process Summary | Budget To-Date | 2025 Budget | 2026 | 2027 | 2028 | 2029 | Future | Total |
|------------------------------------|----------------|-------------|-----------|------|------|------|--------|------------|
| Department Requested | 29,400,000 | 2,100,000 | | | | | | 31,500,000 |
| Administrator Proposed | 29,400,000 | | 2,100,000 | | | | | 31,500,000 |
| CBTF Recommended | 29,400,000 | | 2,100,000 | | | | | 31,500,000 |
| Board Approved Final | 29,400,000 | | 2,100,000 | | | | | 31,500,000 |

Scheduling Milestones (major phases only):

Breakdown of Major project expenses:
 \$ 27,000,000 Mechanical & Electrical Upgrades/Replacements
 \$ 1,000,000 North Entry Renovation
 \$ 1,000,000 Environmental Mitigation
 \$ 1,000,000 IT Connection & Start Up
 \$ 500,000 Security Camera/Card Access Migration
 \$ 1,000,000 FF&E, A/V, Signage, Accessibility
\$31,500,000 TOTAL

Project's Effect on the Operating Budget:

This project will reduce expenditures for unplanned or emergency repairs as building infrastructure items will be repaired, replaced or upgraded before major issues arise. Reductions to future operational repair expenses are expected.

Project's Effect on County Priorities:

Climate Action: Sustainable design elements to be incorporated to align with County's Climate Action Plan.

Disparity Reduction: Small business hiring goals for consultants and contractors to align with County's priority to reduce disparities.

Changes from Prior CIP:

No changes.

Board Resolutions / Supplemental Information:

Phase 1 workplan - To be completed by end of 2024:

| | | |
|--|-------------|---------------------|
| Mechanical Infrastructure (Tower Floors) | \$ 725,000 | Complete by Q2 2024 |
| Rooftop Spider System | \$1,600,000 | Complete by Q4 2024 |
| Dock area water intrusion | \$ 100,000 | Complete by Q2 2024 |

Phase 2 workplan - To be completed by end of 2025:

| | | |
|---------------------------------------|-------------|---------------------|
| Mechanical Infrastructure (LL-Skyway) | \$4,800,000 | Complete by Q3 2025 |
| Window sealants / Door replacements | \$ 900,000 | Complete by Q4 2025 |
| Other mechanical | \$ 700,000 | Complete by Q4 2025 |
| Front lobby flooring / Entry pavers | \$ 500,000 | Complete by Q2 2025 |
| Water quality improvements | \$ 250,000 | Complete by Q4 2025 |
| Other misc building repairs | \$ 225,000 | Complete by Q4 2025 |
| Auditorium A/V & Furniture | \$ 200,000 | Complete by Q4 2024 |

Notes:

- On September 26, 2017, the County Board authorized the acquisition of Thrivent Building (BAR 17-0346). This acquisition met identified needs of the County, provides for the consolidation of County functions, permits the vacating of space leased by the County and enables certain County real estate to be vacated and declared surplus. The acquisition closed on August 22, 2018.
- Office remodeling for county programs will be completed in the 625 Building Office Remodeling (#1007209) capital project.

| Last Year's CIP Process Summary | Budget To-Date | 2024 | 2025 | 2026 | 2027 | 2028 | Future | Total |
|---------------------------------|----------------|-----------|-----------|------|------|------|--------|------------|
| Department Requested | 23,800,000 | 5,600,000 | 2,100,000 | | | | | 31,500,000 |
| Administrator Proposed | 23,800,000 | 5,600,000 | 2,100,000 | | | | | 31,500,000 |
| CBTF Recommended | 23,800,000 | 5,600,000 | 2,100,000 | | | | | 31,500,000 |
| Board Approved Final | 23,800,000 | 5,600,000 | 2,100,000 | | | | | 31,500,000 |

Project Name: 1008715 Security Operations Infrastructure Upgrades
Major Program: Operations
Department: Facility Services

Funding Start: 2022
Funding Completion: 2026

Summary:

This project will update security infrastructure systems operability by implementing hardware for perimeter security standards, integrates disparate applications for operating efficiencies and updates several security applications to improve core capabilities and reliability.

Purpose & Description:

Modernizing the County's security infrastructure will improve operational capabilities and reliability by addressing hardware and applications that exceed 10 years of age. Implementing prototypical standards provides the ability to manage the deployment of technology devices while reducing long-term costs of ownership thru standardizations. Integrating security systems will improve operator efficiencies in alarm response, incident dispatch and reporting functions.

This capital request seeks to optimize and update security systems operability, streamline workload, and reduce operating costs by:

- Enhancing building perimeter security by implementing fencing, remote controls and lockdown features - creating 'stand-off', saving time and protecting people and assets.
- Replacing outdated incident management/CAD reporting systems and implementing guard tour systems for consistency in service.
- Integrating enterprise security software and hardware to Genetec to improve monitoring and alarm response efficiencies.
- Replacing magnetometers as current models are outdated in form, functions and at the end of their useful life.
- Refreshing furniture, floors, walls and workstations in the County's Security Operations Center (SOC).
- Expanding "Safe Spaces" where domestic abuse/human trafficking victims can get immediate and long-term help through to County resources.
- Upgrade the county-wide intercom system to create consistency across all the buildings and find a new intercom solution that can be integrated with existing SOC systems.
- Correct network wiring from switches to security system devices (IP cameras, access control panels, etc.) to ensure the network connection meets current IT standards and prohibit the use of non-standard or unsupported equipment and/or cabling.

This project will allow Hennepin County Security to continue to leverage technologies to improve and modernize security infrastructure, capabilities and streamline workload and reduce costs. Hennepin County Security remains committed to delivering on the County's overarching goals of keeping people safe and creating safe environments.



| REVENUE | Budget To-Date | Act & Enc | Balance | 2025 Budget | 2026 | 2027 | 2028 | 2029 | Future | Total |
|--------------|------------------|------------------|------------------|------------------|----------------|------|------|------|--------|------------------|
| Bonds - GO | 3,750,000 | 2,372,744 | 1,377,256 | 5,250,000 | 500,000 | | | | | 9,500,000 |
| Total | 3,750,000 | 2,372,744 | 1,377,256 | 5,250,000 | 500,000 | | | | | 9,500,000 |

| EXPENSE | Budget To-Date | Act & Enc | Balance | 2025 Budget | 2026 | 2027 | 2028 | 2029 | Future | Total |
|--------------|------------------|------------------|------------------|------------------|----------------|------|------|------|--------|------------------|
| Construction | 650,000 | 1,428,415 | (778,415) | | | | | | | 650,000 |
| Consulting | 350,000 | 94,080 | 255,920 | 750,000 | | | | | | 1,100,000 |
| Equipment | 2,350,000 | 130,880 | 2,219,120 | 3,000,000 | | | | | | 5,350,000 |
| Furnishings | 200,000 | 24,007 | 175,993 | | | | | | | 200,000 |
| Other Costs | | 25,090 | (25,090) | 1,500,000 | 500,000 | | | | | 2,000,000 |
| Contingency | 200,000 | | 200,000 | | | | | | | 200,000 |
| Total | 3,750,000 | 1,702,471 | 2,047,529 | 5,250,000 | 500,000 | | | | | 9,500,000 |

| | |
|--|---------------------------------|
| Project Name: 1008715 Security Operations Infrastructure Upgrades | Funding Start: 2022 |
| Major Program: Operations | Funding Completion: 2026 |
| Department: Facility Services | |

| Current Year's CIP Process Summary | Budget To-Date | 2025 Budget | 2026 | 2027 | 2028 | 2029 | Future | Total |
|------------------------------------|----------------|-------------|---------|------|------|------|--------|-----------|
| Department Requested | 3,750,000 | 5,250,000 | 500,000 | | | | | 9,500,000 |
| Administrator Proposed | 3,750,000 | 5,250,000 | 500,000 | | | | | 9,500,000 |
| CBTF Recommended | 3,750,000 | 5,250,000 | 500,000 | | | | | 9,500,000 |
| Board Approved Final | 3,750,000 | 5,250,000 | 500,000 | | | | | 9,500,000 |

Scheduling Milestones (major phases only):

The anticipated workplan is as follows:

- 2022 Replace magnetometers (Complete)
- 2022-23 Safe Spaces (Pilot sites complete, additional sites added in 2023)
- 2023 Perimeter Fencing (Complete)
- 2023-24 Remote perimeter security
- 2023-24 Refresh SOC
- 2023-24 Replace software applications
- 2024-25 Integrate security software
- 2024-25 Upgrade county-wide intercom system
- 2024-25 Improvements to network wiring

Project's Effect on the Operating Budget:

It is expected that this project will significantly off-set growing personnel costs that would be required in Facility Services operating budget if these systems continue to be managed using manual data entry and task management.

Project's Effect on County Priorities:

Safety & Security: Modernizing the County's security infrastructure will enable the County to keep pace with technology innovations and improvements to enhance operational capabilities. The ability to secure facilities remotely, update the County's fleet of magnetometers, and provide victim centered responses to human trafficking and domestic abuse represent key initiatives that enhance both public and staff safety creating safe environments where residents in the communities where we operate will feel safe and welcome.

Changes from Prior CIP:

The 2025 estimate has increased by \$5,000,000 over the 2024-2028 approved budget as additional funding is needed for IT network wiring improvements and county-wide intercom upgrades to create a consistent system that is integrated with existing SOC systems.

Board Resolutions / Supplemental Information:

This project is made up of the following components and estimated costs:

- New magnetometer hardware (\$200k)
- Creation of 'Safe Spaces' at County facilities (\$200k)
- Perimeter security fencing (\$650k)
- Perimeter remote lockdown capabilities at all County facilities approx. 200 doors (\$1m)
- Refresh the current SOC (\$200k)
- Replacement of incident management reporting and CAD applications with a new security guard tour system (\$350k)
- Security software integrations - alarms / intercoms (\$2.9m)
- Upgrade county-wide intercom system that integrates with existing SOC systems (\$2m)
- Improve network wiring to support standard connections to security system devices (\$2m)

| Last Year's CIP Process Summary | Budget To-Date | 2024 | 2025 | 2026 | 2027 | 2028 | Future | Total |
|---------------------------------|----------------|---------|---------|------|------|------|--------|-----------|
| Department Requested | 3,000,000 | 750,000 | 750,000 | | | | | 4,500,000 |
| Administrator Proposed | 3,000,000 | 750,000 | 750,000 | | | | | 4,500,000 |
| CBTF Recommended | 3,000,000 | 750,000 | 750,000 | | | | | 4,500,000 |
| Board Approved Final | 3,000,000 | 750,000 | 750,000 | | | | | 4,500,000 |

Project Name: 1007236 Public Safety Facility Preservation
Major Program: Operations
Department: Facility Services

Funding Start: 2020
Funding Completion: 2025

Summary:

This project will provide facility preservation funding for the Public Safety Facility, located at 401 4th Avenue S in Minneapolis, Minnesota. As the facility approaches the 20 year mark of being in operation, facility upgrades are to be expected. The project is intended to carry out major building system and infrastructure repairs, replacements and upgrades as necessary to ensure the long term viability of the County's real property assets.

Purpose & Description:

This project will conduct work solely on the Public Safety Facility. Work will include elevator refurbishments, installation of a new elevator (additional shaft already exists) and upgrades to current elevators, cell plumbing upgrades, refurbishment of inmate showers, fire alarm upgrade, floor replacements in the security side of the building, lighting upgrades to LED for better lighting and energy savings, emergency power upgrades and a new roof.

Typically, these projects are technically complex, may involve meeting code requirements, and are larger in scale and cost. This project request is based on information learned through building assessments through a third-party vendor, as well as operational experience gained since opening in 2001. Additional information is continually learned about the facility through experience and staff observations enabling Facility Services to refine the five-year expense projection for this facility each year.

The summary of these reports and staff observations are prioritized and incorporated into a 5 year work plan that will address needed upgrades and refurbishments. This project will: 1) replace critical systems which are, or have exceeded their life expectancy. 2) Plan for future critical system replacements by utilizing a replacement plan spelled out in facility condition audits. 3) Maintain the physical infrastructure of the important facility. This plan will ensure that the building is maintained in optimal condition and that the quality of services it provides the residents of Hennepin County can continue well into the future.



| REVENUE | Budget To-Date | Act & Enc | Balance | 2025 Budget | 2026 | 2027 | 2028 | 2029 | Future | Total |
|--------------|-------------------|-------------------|-------------------|------------------|------|------|------|------|--------|-------------------|
| Bonds - GO | 21,900,000 | 7,940,040 | 13,959,960 | 2,500,000 | | | | | | 24,400,000 |
| Total | 21,900,000 | 7,940,040 | 13,959,960 | 2,500,000 | | | | | | 24,400,000 |
| EXPENSE | Budget To-Date | Act & Enc | Balance | 2025 Budget | 2026 | 2027 | 2028 | 2029 | Future | Total |
| Construction | 20,070,000 | 19,173,155 | 896,845 | 2,300,000 | | | | | | 22,370,000 |
| Consulting | 775,000 | 121,237 | 653,763 | | | | | | | 775,000 |
| Other Costs | | 782 | (782) | | | | | | | |
| Contingency | 1,055,000 | | 1,055,000 | 200,000 | | | | | | 1,255,000 |
| Total | 21,900,000 | 19,295,174 | 2,604,826 | 2,500,000 | | | | | | 24,400,000 |

| | |
|--|---------------------------------|
| Project Name: 1007236 Public Safety Facility Preservation | Funding Start: 2020 |
| Major Program: Operations | Funding Completion: 2025 |
| Department: Facility Services | |

| Current Year's CIP Process Summary | Budget To-Date | 2025 Budget | 2026 | 2027 | 2028 | 2029 | Future | Total |
|------------------------------------|----------------|-------------|------|------|------|------|--------|------------|
| Department Requested | 21,900,000 | 2,500,000 | | | | | | 24,400,000 |
| Administrator Proposed | 21,900,000 | 2,500,000 | | | | | | 24,400,000 |
| CBTF Recommended | 21,900,000 | 2,500,000 | | | | | | 24,400,000 |
| Board Approved Final | 21,900,000 | 2,500,000 | | | | | | 24,400,000 |

Scheduling Milestones (major phases only):

2024 Workplan includes:

- Completion of the PSF Infrastructure work (\$16 million)
 - > Elevator Install & Upgrades
 - > Roof replacement
 - > Shower refurbishment
 - > Cell plumbing & fixture replacement
 - > AHU & Domestic water valve upgrades
 - > Door replacements
- ATS replacement & upgrade (\$2 million)

2025 Workplan includes:

- Fire alarm replacement (\$2.2mil)
- Miscellaneous preservation projects (\$500k)

Project's Effect on the Operating Budget:

This project will reduce expenditures for unplanned or emergency repairs as building infrastructure items will be repaired, replaced or upgraded before major issues arise. Reductions to future operational repair expenses are expected.

Project's Effect on County Priorities:

Climate Action: Sustainable design elements to be incorporated to align with County's Climate Action Plan.

Disparity Reduction: Small business hiring goals for consultants and contractors to align with County's priority to reduce disparities.

Changes from Prior CIP:

The 2025 estimate has increased \$800,000 over the 2024-2028 approved budget due to estimate cost increases for the building-wide fire alarm system replacement.

Board Resolutions / Supplemental Information:

The Hennepin County Public Safety facility includes: 330 detention beds, a booking area, 3 arraignment courtrooms, satellite offices for attorneys and support facilities for the HC Sheriff's Office employees and the detention center. The facility also provides 137 standard parking stalls and 3 handicap accessible parking stalls.

85% of the facility preservation program is for refurbishing elevators, upgrading electrical systems, and to replace the roof. This is an increase over previous forecasts due to an increased awareness of project work identified via facility condition assessments and deferred projects in 2019.

Note: The workplan for this project will be coordinated with the Public Safety Facility Equipment Replacement (#1010180) capital project.

| Last Year's CIP Process Summary | Budget To-Date | 2024 | 2025 | 2026 | 2027 | 2028 | Future | Total |
|---------------------------------|----------------|------------|-----------|------|------|------|--------|------------|
| Department Requested | 7,245,000 | 14,655,000 | 1,700,000 | | | | | 23,600,000 |
| Administrator Proposed | 7,245,000 | 14,655,000 | 1,700,000 | | | | | 23,600,000 |
| CBTF Recommended | 7,245,000 | 14,655,000 | 1,700,000 | | | | | 23,600,000 |
| Board Approved Final | 7,245,000 | 14,655,000 | 1,700,000 | | | | | 23,600,000 |

Project Name: 1009349 Public Works Medina Facility Preservation
Major Program: Operations
Department: Facility Services

Funding Start: 2023
Funding Completion: 2028

Summary:

This project will provide facility preservation funding for the Medina Public Works Facility, located at 1600 Prairie Drive, Medina, Minnesota 55340. As the facility approaches the 25-year mark of being in operation, facility upgrades are to be expected. The project is intended to carry out major building system and infrastructure repairs, replacements, and upgrades as necessary to ensure the long-term viability of the County's real property assets.

Purpose & Description:

This project provides the basis for implementing an annual, on-going facility preservation program at the Public Works Facility, 1600 Prairie Drive, Medina, MN. 55340, which is intended to carry out major building system and infrastructure repairs, replacements, and upgrades as necessary to ensure the long-term viability of the building. Notably, this project will address roof replacement (at all buildings), facility envelope refurbishments, all hard surface replacements and building automation upgrades

Typically, these projects are technically complex, may involve meeting code requirements, and are larger in scale and cost. This project request is solely for the Public Works Facility. This project request is based on information learned through building assessments through a third-party vendor, as well as operational experience gained since opening in 1998. Additional information is continually learned about the facility through experience and staff observations enabling Facility Services to refine the five-year expense projection for this facility each year.

The summary of these reports and staff observations are prioritized and incorporated into a 5-year work plan that will address needed upgrades and refurbishments. This project will: 1) replace critical systems which are/or have exceeded their life expectancy. 2) Plan for future critical system replacements by utilizing a replacement plan spelled out in facility condition audits. 3) Maintain the physical infrastructure of the important facility. This plan will ensure that the building is maintained in optimal condition and that the quality of services it provides the residents of Hennepin County can continue well into the future.



| REVENUE | Budget To-Date | Act & Enc | Balance | 2025 Budget | 2026 | 2027 | 2028 | 2029 | Future | Total |
|--------------|-------------------|---------------|-------------------|-------------|------------------|------------------|------------------|------|--------|-------------------|
| Bonds - GO | 11,135,000 | 21,552 | 11,113,448 | | 6,600,000 | 1,315,000 | 1,750,000 | | | 20,800,000 |
| Total | 11,135,000 | 21,552 | 11,113,448 | | 6,600,000 | 1,315,000 | 1,750,000 | | | 20,800,000 |

| EXPENSE | Budget To-Date | Act & Enc | Balance | 2025 Budget | 2026 | 2027 | 2028 | 2029 | Future | Total |
|--------------|-------------------|----------------|-------------------|-------------|------------------|------------------|------------------|------|--------|-------------------|
| Construction | 9,280,000 | | 9,280,000 | | 5,500,000 | 1,095,000 | 1,455,000 | | | 17,330,000 |
| Consulting | 1,050,000 | 139,835 | 910,165 | | 650,000 | 135,000 | 180,000 | | | 2,015,000 |
| Contingency | 805,000 | | 805,000 | | 450,000 | 85,000 | 115,000 | | | 1,455,000 |
| Total | 11,135,000 | 139,835 | 10,995,165 | | 6,600,000 | 1,315,000 | 1,750,000 | | | 20,800,000 |

| | |
|--|---------------------------------|
| Project Name: 1009349 Public Works Medina Facility Preservation | Funding Start: 2023 |
| Major Program: Operations | Funding Completion: 2028 |
| Department: Facility Services | |

| Current Year's CIP Process Summary | Budget To-Date | 2025 Budget | 2026 | 2027 | 2028 | 2029 | Future | Total |
|------------------------------------|----------------|-------------|-----------|-----------|-----------|------|--------|------------|
| Department Requested | 11,135,000 | | 6,600,000 | 1,315,000 | 1,750,000 | | | 20,800,000 |
| Administrator Proposed | 11,135,000 | | 6,600,000 | 1,315,000 | 1,750,000 | | | 20,800,000 |
| CBTF Recommended | 11,135,000 | | 6,600,000 | 1,315,000 | 1,750,000 | | | 20,800,000 |
| Board Approved Final | 11,135,000 | | 6,600,000 | 1,315,000 | 1,750,000 | | | 20,800,000 |

Scheduling Milestones (major phases only):

Mechanical, Electrical and Plumbing studies were completed in 2022 (funded thru the Facility Preservation project #1006397).

Scoping: 2023
 Design: 2024
 Procurement: 2025
 Construction: 2025
 Completion: 2028

Board Resolutions / Supplemental Information:

The Medina Public Works Facility was constructed in 1998 and is located on 146 acres and consists of administrative offices, warehouse/storage for equipment and materials, vehicle wash, fuel station, and hazardous material storage. The Medina back lot is approximately 24 Acres in size.

Historically, preservation work for the Public Works Facility was covered in the county-wide Facility Preservation (1006397) project. However, since there are a number of significant preservation items that are needed at the facility, this work has been broken out into its own capital project.

Project's Effect on the Operating Budget:

This project will reduce expenditures for unplanned or emergency repairs as building infrastructure items will be repaired, replaced or upgraded before major issues arise. Reductions to future operational repair expenses are expected.

Note: The workplan for this project will be coordinated with the Public Works Facility Garage Expansion (#1010115) capital project.

Project's Effect on County Priorities:

Climate Action: Sustainable design elements to be incorporated to align with County's Climate Action Plan.

Disparity Reduction: Small business hiring goals for consultants and contractors to align with County's priority to reduce disparities.

2023-2024 Workplan includes:
 Planning and design/engineering studies (\$500k)

2025 Workplan includes:
 Fuel island repairs (\$600k); Roof replacement (\$5.5m); Generator and ductwork replacements (\$1.5m), Window and door replacements (\$500k), other smaller projects (\$2.5m)

Changes from Prior CIP:

No changes.

2026 Workplan includes:
 Parking and back-lot gravel repairs (\$1.8m); Site lighting (\$300k), Mechanical ductwork (\$1m), Salt shed (\$800k), other smaller projects (\$2.7m)

2027 Workplan includes:
 Back-Lot gravel repairs (\$800k); Sidewalk replacement (\$400k), other smaller projects (\$115k)

2028 Workplan includes:
 Front Parking & Back-Lot (\$1m); Sidewalk replacement (\$400k), other smaller projects (\$350k)

| Last Year's CIP Process Summary | Budget To-Date | 2024 | 2025 | 2026 | 2027 | 2028 | Future | Total |
|---------------------------------|----------------|------------|-----------|-----------|-----------|------|--------|------------|
| Department Requested | 515,000 | 10,620,000 | 6,600,000 | 1,315,000 | 1,750,000 | | | 20,800,000 |
| Administrator Proposed | 515,000 | 10,620,000 | 6,600,000 | 1,315,000 | 1,750,000 | | | 20,800,000 |
| CBTF Recommended | 515,000 | 10,620,000 | 6,600,000 | 1,315,000 | 1,750,000 | | | 20,800,000 |
| Board Approved Final | 515,000 | 10,620,000 | 6,600,000 | 1,315,000 | 1,750,000 | | | 20,800,000 |

Project Name: 1010913 HCGC Ductwork Insulation & Catwalk Assessment
Major Program: Operations
Department: Facility Services

Funding Start: 2025
Funding Completion: 2026

Summary:

This project will construct catwalks, replace major duct insulation, and clean and abate existing ducts in the Hennepin County Government Center, located in downtown Minneapolis.

Purpose & Description:

This project will provide safe conditions to access the mechanical units in the Government Center as well as reducing potential health hazards by removing accumulated dust in the duct system.

Catwalks are needed to provide access to the building equipment above the air handling units and the mechanical rooms, there are multiple areas that are inaccessible without safe access to critical mechanical equipment. The Government Center has units that are high above reaching level as well as units that need to be climbed over to get to other units. This all results in unsafe practices to properly maintain the building mechanicals.

Additionally, the insulations around most of the ductwork and mechanical units have failed in most areas which they need to be replaced and abated, these insulations are over 50 years old they contain asbestos and at the end of its life, as part of the insulation work the existing duct work also need to be cleaned to reduce fire hazard during the installation work, since the insulation installation process welding work is required, these ductwork have not been cleaned since the building was built which they have accumulated large amount of dust and residue which are highly flammable.



| REVENUE | Budget To-Date | Act & Enc | Balance | 2025 Budget | 2026 | 2027 | 2028 | 2029 | Future | Total |
|--------------|----------------|-----------|---------|------------------|------------------|------|------|------|--------|------------------|
| Bonds - GO | | | | 1,000,000 | 6,600,000 | | | | | 7,600,000 |
| Total | | | | 1,000,000 | 6,600,000 | | | | | 7,600,000 |

| EXPENSE | Budget To-Date | Act & Enc | Balance | 2025 Budget | 2026 | 2027 | 2028 | 2029 | Future | Total |
|--------------|----------------|-----------|---------|------------------|------------------|------|------|------|--------|------------------|
| Construction | | | | 650,000 | 5,900,000 | | | | | 6,550,000 |
| Consulting | | | | 275,000 | 125,000 | | | | | 400,000 |
| Contingency | | | | 75,000 | 575,000 | | | | | 650,000 |
| Total | | | | 1,000,000 | 6,600,000 | | | | | 7,600,000 |

| | |
|--|---------------------------------|
| Project Name: 1010913 HCGC Ductwork Insulation & Catwalk Assessment | Funding Start: 2025 |
| Major Program: Operations | Funding Completion: 2026 |
| Department: Facility Services | |

| Current Year's CIP Process Summary | Budget To-Date | 2025 Budget | 2026 | 2027 | 2028 | 2029 | Future | Total |
|------------------------------------|----------------|-------------|-----------|------|------|------|--------|-----------|
| Department Requested | | 3,500,000 | 3,800,000 | | | | | 7,300,000 |
| Administrator Proposed | | 1,000,000 | 6,600,000 | | | | | 7,600,000 |
| CBTF Recommended | | 1,000,000 | 6,600,000 | | | | | 7,600,000 |
| Board Approved Final | | 1,000,000 | 6,600,000 | | | | | 7,600,000 |

| | |
|--|---|
| <p>Scheduling Milestones (major phases only):</p> <p>Scoping: February 2024 Design: January 2025 Procurement: September 2025 Construction: January 2026 Completion: March 2027</p> | <p>Board Resolutions / Supplemental Information:</p> |
| <p>Project's Effect on the Operating Budget:</p> <p>It is expected that this project will reduce operating costs by providing a more efficient way of access to the mechanical units by the maintenance team.</p> | |
| <p>Project's Effect on County Priorities:</p> <p>Safety: This project will provide the safer condition in terms of accessibility and reducing potential health related issues due to unsafe condition of the existing duct system.</p> | |
| <p>Changes from Prior CIP:</p> <p>This is a new project request. This project will construct catwalks, replace major duct insulation, and clean and abate existing ducts in the Hennepin County Government Center.</p> | |

| Last Year's CIP Process Summary | Budget To-Date | 2024 | 2025 | 2026 | 2027 | 2028 | Future | Total |
|---------------------------------|----------------|------|------|------|------|------|--------|-------|
| Department Requested | | | | | | | | |
| Administrator Proposed | | | | | | | | |
| CBTF Recommended | | | | | | | | |
| Board Approved Final | | | | | | | | |

Project Name: 1010120 625 Building Window Replacement
Major Program: Operations
Department: Facility Services

Funding Start: 2025
Funding Completion: 2026

Summary:

This project will replace the life-cycled exterior windows at the 625 Building, located at 625 4th Avenue South, in downtown Minneapolis.

Purpose & Description:

Built in 1981, the 625 Building is a 539,000 gross square foot, 17-story office building. The building was acquired by Hennepin County in 2018 and has been going through extensive asset preservation work to ready the building for County occupancy. This project will focus on the replacement of the 42-year old exterior windows. The building exterior of the building consists of over 8,000 individual pieces of glass.

Prior to purchasing the 625 Building, Hennepin County commissioned a Due Diligence report for the building. This report noted that the exterior glass and components were nearing their life-cycle and the county should consider replacing the windows within the next 5 years. Over the past few years, staff have encountered sealant failures causing water leaks inside the facility at a few locations.



| REVENUE | Budget To-Date | Act & Enc | Balance | 2025 Budget | 2026 | 2027 | 2028 | 2029 | Future | Total |
|--------------|----------------|-----------|---------|------------------|-------------------|------|------|------|--------|-------------------|
| Bonds - GO | | | | 1,000,000 | 20,100,000 | | | | | 21,100,000 |
| Total | | | | 1,000,000 | 20,100,000 | | | | | 21,100,000 |

| EXPENSE | Budget To-Date | Act & Enc | Balance | 2025 Budget | 2026 | 2027 | 2028 | 2029 | Future | Total |
|--------------|----------------|-----------|---------|------------------|-------------------|------|------|------|--------|-------------------|
| Construction | | | | | 18,600,000 | | | | | 18,600,000 |
| Consulting | | | | 750,000 | | | | | | 750,000 |
| Contingency | | | | 250,000 | 1,500,000 | | | | | 1,750,000 |
| Total | | | | 1,000,000 | 20,100,000 | | | | | 21,100,000 |

| | |
|--|---------------------------------|
| Project Name: 1010120 625 Building Window Replacement | Funding Start: 2025 |
| Major Program: Operations | Funding Completion: 2026 |
| Department: Facility Services | |

| Current Year's CIP Process Summary | Budget To-Date | 2025 Budget | 2026 | 2027 | 2028 | 2029 | Future | Total |
|------------------------------------|----------------|-------------|------------|------|------|------|--------|------------|
| Department Requested | | 21,100,000 | | | | | | 21,100,000 |
| Administrator Proposed | | 1,000,000 | 20,100,000 | | | | | 21,100,000 |
| CBTF Recommended | | 1,000,000 | 20,100,000 | | | | | 21,100,000 |
| Board Approved Final | | 1,000,000 | 20,100,000 | | | | | 21,100,000 |

Scheduling Milestones (major phases only):
 Design work will begin in 2025 with procurement and construction slated for 2026 and 2027.

Scoping: 1st Qtr 2025
 Design: 2nd Qtr 2025
 Procurement: 3rd Qtr 2025
 Construction: 2nd Qtr 2026
 Completion: 4th Qtr 2027

Project's Effect on the Operating Budget:
 Energy savings can be expected with better glass, new seals and sealants, and possibly Photo-Voltaic (PV) glass.

Project's Effect on County Priorities:
Climate Action: Sustainable design elements to be incorporated to align with County's Climate Action Plan.
Disparity Reduction: Small business hiring goals for consultants and contractors to align with County's priority to reduce disparities.

Changes from Prior CIP:
 No changes.

Board Resolutions / Supplemental Information:

| Last Year's CIP Process Summary | Budget To-Date | 2024 | 2025 | 2026 | 2027 | 2028 | Future | Total |
|---------------------------------|----------------|------------|------------|------|------|------|--------|------------|
| Department Requested | | 21,100,000 | | | | | | 21,100,000 |
| Administrator Proposed | | | 21,100,000 | | | | | 21,100,000 |
| CBTF Recommended | | | 21,100,000 | | | | | 21,100,000 |
| Board Approved Final | | | 21,100,000 | | | | | 21,100,000 |

Project Name: 1010915 County Home School Buildings Demolition
Major Program: Operations
Department: Facility Services

Funding Start: 2025
Funding Completion: 2026

Summary:

This project will demolish all remaining former County Home School buildings on the County Home School campus, located at 14300 County 62, in Minnetonka, MN.

Purpose & Description:

The County Home School (CHS) campus is located in Minnetonka, at 14300 County Road 62 and consists of 6 buildings formerly used by the Department of Community Corrections and Rehabilitation. These buildings include the Administration / School building, machine shed, boiler plant, garage and stables as well as 3 vacant cottages. The function of the old CHS program was to provide residential treatment services to youth who were court-ordered to post adjudication placement. The south portion of this property now borders the relocated Hennepin County Regional Medical Examiners Facility. This new building is located on former CHS program area which had 4 cottages and is not tied to any existing CHS utilities on site.

The demolition will include hazardous material abatement, demolition of all utilities, demolition of all surface parking lots and recreation facilities. Scope of work is intended to protect and maintain the existing loop road, west wood fence and north property boundary chain link fencing. All existing security & data equipment will be salvaged.



| REVENUE | Budget To-Date | Act & Enc | Balance | 2025 Budget | 2026 | 2027 | 2028 | 2029 | Future | Total |
|--------------|----------------|-----------|---------|------------------|------------------|------|------|------|--------|------------------|
| Bonds - GO | | | | 2,420,000 | 1,545,000 | | | | | 3,965,000 |
| Total | | | | 2,420,000 | 1,545,000 | | | | | 3,965,000 |

| EXPENSE | Budget To-Date | Act & Enc | Balance | 2025 Budget | 2026 | 2027 | 2028 | 2029 | Future | Total |
|--------------|----------------|-----------|---------|------------------|------------------|------|------|------|--------|------------------|
| Construction | | | | 2,220,000 | 1,478,000 | | | | | 3,698,000 |
| Consulting | | | | 156,000 | 67,000 | | | | | 223,000 |
| Equipment | | | | 22,000 | | | | | | 22,000 |
| Furnishings | | | | 22,000 | | | | | | 22,000 |
| Total | | | | 2,420,000 | 1,545,000 | | | | | 3,965,000 |

| | |
|--|---------------------------------|
| Project Name: 1010915 County Home School Buildings Demolition | Funding Start: 2025 |
| Major Program: Operations | Funding Completion: 2026 |
| Department: Facility Services | |

| Current Year's CIP Process Summary | Budget To-Date | 2025 Budget | 2026 | 2027 | 2028 | 2029 | Future | Total |
|------------------------------------|----------------|-------------|-----------|------|------|------|--------|-----------|
| Department Requested | | 2,420,000 | 1,545,000 | | | | | 3,965,000 |
| Administrator Proposed | | 2,420,000 | 1,545,000 | | | | | 3,965,000 |
| CBTF Recommended | | 2,420,000 | 1,545,000 | | | | | 3,965,000 |
| Board Approved Final | | 2,420,000 | 1,545,000 | | | | | 3,965,000 |

| | |
|--|---|
| <p>Scheduling Milestones (major phases only):</p> <p>Scoping: TBD Design: TBD Procurement: TBD Demolition: TBD Completion: TBD</p> | <p>Board Resolutions / Supplemental Information:</p> |
| <p>Project's Effect on the Operating Budget:</p> <p>To be determined.</p> | |
| <p>Project's Effect on County Priorities:</p> <p>To be determined.</p> | |
| <p>Changes from Prior CIP:</p> <p>This is a new project request. This project will demolish all remaining former County Home School buildings on the County Home School campus.</p> | |

| Last Year's CIP Process Summary | Budget To-Date | 2024 | 2025 | 2026 | 2027 | 2028 | Future | Total |
|---------------------------------|----------------|------|------|------|------|------|--------|-------|
| Department Requested | | | | | | | | |
| Administrator Proposed | | | | | | | | |
| CBTF Recommended | | | | | | | | |
| Board Approved Final | | | | | | | | |

Project Name: 1010916 Government Center Loading Dock Expansion
Major Program: Operations
Department: Facility Services

Funding Start: 2025
Funding Completion: 2025

Summary:

This project will expand the loading dock, upgrade security scanning equipment, and improve site storage capacity on the lower level of the Hennepin County Government Center, located at 300 S. Sixth Street in downtown Minneapolis.

Purpose & Description:

The current Government Center lower level loading dock has maintained its original design layout since being built in the 1970's. Since the original design, security requirements such as scanning equipment, cameras, and physical security have been added to the space. Today, the loading dock is one of the smallest in the Minneapolis downtown metro area. Making the space not ideal in today's modern environment for the large amount of people, contractors, equipment, and supplies that are being funneled through the loading dock on daily basis.

In 2023, the entire Digital Imaging Division located directly behind the lower level loading dock were relocated to floor A-9 of the Government Center. Vacating a large area directly behind the current loading dock's footprint. This vacated space can be re-utilized and would allow for a massive expansion of the entire loading dock area on the lower level. This project would triple space of the loading dock, allow for an upgrade in scanning equipment, improve visibility of physical security, increase on site storage, equipment staging, and enhance the flow and efficiency of deliveries.

A schematic design study of this project was completed in 2023. Multiple floor layouts, inputs from security, facility managers, and users were incorporated into the 2023 schematic design study. This capital project can resume from this study for streamlining the design process into procurement in early 2025.



| REVENUE | Budget To-Date | Act & Enc | Balance | 2025 Budget | 2026 | 2027 | 2028 | 2029 | Future | Total |
|--------------|----------------|-----------|---------|------------------|------|------|------|------|--------|------------------|
| Bonds - GO | | | | 1,960,000 | | | | | | 1,960,000 |
| Total | | | | 1,960,000 | | | | | | 1,960,000 |

| EXPENSE | Budget To-Date | Act & Enc | Balance | 2025 Budget | 2026 | 2027 | 2028 | 2029 | Future | Total |
|--------------|----------------|-----------|---------|------------------|------|------|------|------|--------|------------------|
| Construction | | | | 1,417,000 | | | | | | 1,417,000 |
| Consulting | | | | 152,000 | | | | | | 152,000 |
| Equipment | | | | 241,000 | | | | | | 241,000 |
| Furnishings | | | | 16,000 | | | | | | 16,000 |
| Other Costs | | | | 5,000 | | | | | | 5,000 |
| Contingency | | | | 129,000 | | | | | | 129,000 |
| Total | | | | 1,960,000 | | | | | | 1,960,000 |

| | |
|---|---------------------------------|
| Project Name: 1010916 Government Center Loading Dock Expansion | Funding Start: 2025 |
| Major Program: Operations | Funding Completion: 2025 |
| Department: Facility Services | |

| Current Year's CIP Process Summary | Budget To-Date | 2025 Budget | 2026 | 2027 | 2028 | 2029 | Future | Total |
|------------------------------------|----------------|-------------|------|------|------|------|--------|-----------|
| Department Requested | | 1,960,000 | | | | | | 1,960,000 |
| Administrator Proposed | | 1,960,000 | | | | | | 1,960,000 |
| CBTF Recommended | | 1,960,000 | | | | | | 1,960,000 |
| Board Approved Final | | 1,960,000 | | | | | | 1,960,000 |

| | |
|--|---|
| <p>Scheduling Milestones (major phases only):</p> <p>Scoping: 1st Qtr 2025 Design: 2nd Qtr 2025 Procurement: 3rd Qtr 2025 Construction: 4th Qtr 2025 Completion: 1st Qtr 2026</p> <p>Project's Effect on the Operating Budget:</p> <p>To be determined.</p> <p>Project's Effect on County Priorities:</p> <p>Climate Action: Sustainable design elements to be incorporated to align with County's Climate Action Plan.</p> <p>Disparity Reduction: Small business hiring goals for consultants and contractors to align with County's priority to reduce disparities.</p> <p>Changes from Prior CIP:</p> <p>This is a new project request. This project will expand the loading dock, upgrade security scanning equipment, and improve site storage capacity on the lower level of the Hennepin County Government Center.</p> | <p>Board Resolutions / Supplemental Information:</p> |
|--|---|

| Last Year's CIP Process Summary | Budget To-Date | 2024 | 2025 | 2026 | 2027 | 2028 | Future | Total |
|---------------------------------|----------------|------|------|------|------|------|--------|-------|
| Department Requested | | | | | | | | |
| Administrator Proposed | | | | | | | | |
| CBTF Recommended | | | | | | | | |
| Board Approved Final | | | | | | | | |

Project Name: 1006400 701 Building Facility Preservation 2021-2025
Major Program: Operations
Department: Facility Services

Funding Start: 2021
Funding Completion: 2025

Summary:

This project provides the basis for implementing an annual, on-going facility preservation project for the 701 Building, located at 701 4th Avenue S in Minneapolis, Minnesota. The project is intended to carry out major building system and infrastructure repairs, replacements and upgrades as necessary to ensure the long-term viability of the County's real property assets.

Purpose & Description:

This project provides the basis for implementing an annual, on-going facility preservation program at the 701 Building, which is intended to carry out major building system and infrastructure repairs, replacements and upgrades as necessary to ensure the long-term viability of the building. Typically, these projects are technically complex, may involve meeting code requirements, and are larger in scale and cost.

This project request is solely for the 701 Building mainly because accounting measures need to be kept separate from other County facilities covered by other preservation programs. This project request is based on information learned during a due diligence investigation prior to purchase of the facility in 2011, as well as operational experience gained since purchase. Additional information is continually learned about the facility through experience and staff observations enabling Facility Services to refine the five-year expense projection for this facility each year.

The County's pre-purchase review revealed that the building has been well maintained and is in good condition, but it is over 35-years old and replacements of infrastructure equipment and systems are to be expected. This project is requesting funds for: building automation replacement, lighting and lighting control modifications, HVAC work, lobby refurbishments and roof replacements.



| REVENUE | Budget To-Date | Act & Enc | Balance | 2025 Budget | 2026 | 2027 | 2028 | 2029 | Future | Total |
|----------------|------------------|------------------|------------------|------------------|------|------|------|------|--------|------------------|
| Bonds - GO | | | | 1,000,000 | | | | | | 1,000,000 |
| Lease Revenues | 1,300,000 | 1,300,000 | | | | | | | | 1,300,000 |
| Total | 1,300,000 | 1,300,000 | | 1,000,000 | | | | | | 2,300,000 |
| EXPENSE | Budget To-Date | Act & Enc | Balance | 2025 Budget | 2026 | 2027 | 2028 | 2029 | Future | Total |
| Construction | 1,100,000 | | 1,100,000 | 800,000 | | | | | | 1,900,000 |
| Consulting | 125,000 | | 125,000 | 120,000 | | | | | | 245,000 |
| Contingency | 75,000 | | 75,000 | 80,000 | | | | | | 155,000 |
| Total | 1,300,000 | | 1,300,000 | 1,000,000 | | | | | | 2,300,000 |

| | |
|---|---------------------------------|
| Project Name: 1006400 701 Building Facility Preservation 2021-2025 | Funding Start: 2021 |
| Major Program: Operations | Funding Completion: 2025 |
| Department: Facility Services | |

| Current Year's CIP Process Summary | Budget To-Date | 2025 Budget | 2026 | 2027 | 2028 | 2029 | Future | Total |
|------------------------------------|----------------|-------------|------|------|------|------|--------|-----------|
| Department Requested | 1,300,000 | 1,000,000 | | | | | | 2,300,000 |
| Administrator Proposed | 1,300,000 | 1,000,000 | | | | | | 2,300,000 |
| CBTF Recommended | 1,300,000 | 1,000,000 | | | | | | 2,300,000 |
| Board Approved Final | 1,300,000 | 1,000,000 | | | | | | 2,300,000 |

Scheduling Milestones (major phases only):
This project is a collection of smaller infrastructure efforts that are going on at various times throughout the life of this project.

Project's Effect on the Operating Budget:
This project will reduce expenditures for unplanned or emergency repairs as building infrastructure items will be repaired, replaced or upgraded before major issues arise. Reductions to future operational repair expenses are expected as well as rebates from the utilities for some of the work outlined.

Project's Effect on County Priorities:
Climate Action: Sustainable design elements to be incorporated to align with County's Climate Action Plan.
Disparity Reduction: Small business hiring goals for consultants and contractors to align with County's priority to reduce disparities.

Changes from Prior CIP:
The 2025 estimate has increased \$400,000 over the 2024-2028 approved budget due to additional items related to mechanical / air handler improvements added to the current workplan.

Board Resolutions / Supplemental Information:

2024-2025 Workplan includes (\$2,965,000):

- Revolving Door Rehabilitation (\$150,000)
- Building Envelope Study (\$75,000)
- Lighting Efficiency Modifications & Controls (\$610,000)
- Energy Management Updates (\$610,000)
- VFD Replacements (\$140,000)
- Transformers (\$40,000)
- VAV Conversion (\$1,160,000)
- Generator Air Intake Study/Workplan (\$15,000)
- Replacement of transformers (\$40,000)
- Replacement of expansion/pressure tank components (\$40,000)
- Replacement of life-cycled fitness equipment (\$85,000)

This project is preceded by the following capital project:

- 701 Building Facility Preservation 2016-2020 (1002159)
- Funded Budget: \$6,900,000
- Expenditures & Encumbrances: \$6,483,357
- Balance as of 12/1/2024: \$ 416,643

Note: The workplan for this project will be coordinated with the 701 Building Façade Restoration (1005285) capital project.

| Last Year's CIP Process Summary | Budget To-Date | 2024 | 2025 | 2026 | 2027 | 2028 | Future | Total |
|---------------------------------|----------------|---------|---------|------|------|------|--------|-----------|
| Department Requested | 1,300,000 | 600,000 | 600,000 | | | | | 2,500,000 |
| Administrator Proposed | 1,300,000 | | 600,000 | | | | | 1,900,000 |
| CBTF Recommended | 1,300,000 | | 600,000 | | | | | 1,900,000 |
| Board Approved Final | 1,300,000 | | 600,000 | | | | | 1,900,000 |

Project Name: 1010114 701 Building Facility Preservation 2026-2030
Major Program: Operations
Department: Facility Services

Funding Start: 2026
Funding Completion: 2029

Summary:

This project provides the basis for implementing an annual, on-going facility preservation project for the 701 Building, located at 701 4th Avenue S in Minneapolis, Minnesota. The project is intended to carry out major building system and infrastructure repairs, replacements and upgrades as necessary to ensure the long term viability of the County's real property assets.

Purpose & Description:

This project provides the basis for implementing an annual, on-going facility preservation program at the 701 Building, which is intended to carry out major building system and infrastructure repairs, replacements and upgrades as necessary to ensure the long term viability of the building. Typically, these projects are technically complex, may involve meeting code requirements, and are larger in scale and cost.

This project request is solely for the 701 Building mainly because accounting measures need to be kept separate from other County facilities covered by other preservation programs. This project request is based on information learned during a due diligence investigation prior to purchase of the facility in 2011, as well as operational experience gained since purchase. Additional information is continually learned about the facility through experience and staff observations enabling Facility Services to refine the five-year expense projection for this facility each year.

The County's pre-purchase review revealed that the building has been well maintained and is in good condition, but it is over 35-years old and replacements of infrastructure equipment and systems are to be expected. This project is requesting funds for: restroom renovations and ADA Upgrades, building automation replacement, lighting and lighting control modifications, HVAC work, lobby refurbishments and roof replacements.



| REVENUE | Budget To-Date | Act & Enc | Balance | 2025 Budget | 2026 | 2027 | 2028 | 2029 | Future | Total |
|--------------|----------------|-----------|---------|-------------|------------------|------------------|----------------|----------------|--------|------------------|
| Bonds - GO | | | | | 1,000,000 | 1,000,000 | 600,000 | 600,000 | | 3,200,000 |
| Total | | | | | 1,000,000 | 1,000,000 | 600,000 | 600,000 | | 3,200,000 |

| EXPENSE | Budget To-Date | Act & Enc | Balance | 2025 Budget | 2026 | 2027 | 2028 | 2029 | Future | Total |
|--------------|----------------|-----------|---------|-------------|------------------|------------------|----------------|----------------|--------|------------------|
| Construction | | | | | 800,000 | 800,000 | 500,000 | 500,000 | | 2,600,000 |
| Consulting | | | | | 120,000 | 120,000 | 75,000 | 75,000 | | 390,000 |
| Contingency | | | | | 80,000 | 80,000 | 25,000 | 25,000 | | 210,000 |
| Total | | | | | 1,000,000 | 1,000,000 | 600,000 | 600,000 | | 3,200,000 |

| | |
|---|---------------------------------|
| Project Name: 1010114 701 Building Facility Preservation 2026-2030 | Funding Start: 2026 |
| Major Program: Operations | Funding Completion: 2029 |
| Department: Facility Services | |

| Current Year's CIP Process Summary | Budget To-Date | 2025 Budget | 2026 | 2027 | 2028 | 2029 | Future | Total |
|------------------------------------|----------------|-------------|-----------|-----------|---------|---------|--------|-----------|
| Department Requested | | | 1,000,000 | 1,000,000 | 600,000 | 600,000 | | 3,200,000 |
| Administrator Proposed | | | 1,000,000 | 1,000,000 | 600,000 | 600,000 | | 3,200,000 |
| CBTF Recommended | | | 1,000,000 | 1,000,000 | 600,000 | 600,000 | | 3,200,000 |
| Board Approved Final | | | 1,000,000 | 1,000,000 | 600,000 | 600,000 | | 3,200,000 |

Scheduling Milestones (major phases only):
This project is a collection of smaller infrastructure efforts that are going on at various times throughout the life of this project.

2026 Workplan includes (\$205,000):

- Entry lobby updates (\$135,000)
- Replacement of transformers & Buss torquing (\$70,000)

Project's Effect on the Operating Budget:
This project will reduce expenditures for unplanned or emergency repairs as building infrastructure items will be repaired, replaced or upgraded before major issues arise. Reductions to future operational repair expenses are expected.

Project's Effect on County Priorities:

Climate Action: Sustainable design elements to be incorporated to align with County's Climate Action Plan.

Disparity Reduction: Small business hiring goals for consultants and contractors to align with County's priority to reduce disparities.

Changes from Prior CIP:
The 2025 estimate has increased \$1,400,000 over the 2024-2028 approved budget due to additional scope identified for roof replacements in 2027.

Board Resolutions / Supplemental Information:

2027 Workplan includes (\$1,300,000):

- Roof replacement on floors 18 & 20

The workplan for 2028-2030 will be further defined in the future.

Note: The workplan for this project will be coordinated with the 701 Building Façade Restoration (1005285) capital project.

| Last Year's CIP Process Summary | Budget To-Date | 2024 | 2025 | 2026 | 2027 | 2028 | Future | Total |
|---------------------------------|----------------|------|------|---------|---------|---------|--------|-----------|
| Department Requested | | | | 600,000 | 600,000 | 600,000 | | 1,800,000 |
| Administrator Proposed | | | | 600,000 | 600,000 | 600,000 | | 1,800,000 |
| CBTF Recommended | | | | 600,000 | 600,000 | 600,000 | | 1,800,000 |
| Board Approved Final | | | | 600,000 | 600,000 | 600,000 | | 1,800,000 |

Project Name: 1005285 701 Building Facade Restoration
Major Program: Operations
Department: Facility Services

Funding Start: 2027
Funding Completion: 2027

Summary:


This project will provide for the restoration of the aluminum trim and curtainwall system finishes at the 701 Building, located at 701 4th Avenue S in downtown, Minneapolis.

Purpose & Description:

The façade of the 701 Building is currently showing de-bonding of the finish paint on the aluminum trim and glazing mullions. Restoration prevents further delamination of the paint finish, prevents corrosion of the base aluminum trim components and allows spot replacements of glazing gaskets and mullion seals preventing moisture intrusion into the curtainwall system and the building's interior.

The County's pre-purchase review revealed that the building had been well maintained and is in overall good condition, but it is thirty-five years old, and replacements of infrastructure equipment and systems are to be expected. This work is in addition to other items, such as: elevator refurbishments, mechanical equipment replacements, a fire alarm system replacement, roofing replacements (smaller terrace roofs), HVAC control work and other mechanical upgrades that were expected and are being completed at this facility by the 701 Building Facility Preservation capital projects.

This project request is being kept separate from the current 701 Building Facility Preservation 2016-2020 (#1002159) due to the level of cost, and the visibility and complexity of work involved. This project request is based on information learned during a recent investigation into the cause and extent of the de-bonding by forensic consultants from Encompass, Inc.



| REVENUE | Budget To-Date | Act & Enc | Balance | 2025 Budget | 2026 | 2027 | 2028 | 2029 | Future | Total |
|--------------|----------------|-----------|---------|-------------|------|------------------|------|------|--------|------------------|
| Bonds - GO | | | | | | 3,000,000 | | | | 3,000,000 |
| Total | | | | | | 3,000,000 | | | | 3,000,000 |

| EXPENSE | Budget To-Date | Act & Enc | Balance | 2025 Budget | 2026 | 2027 | 2028 | 2029 | Future | Total |
|--------------|----------------|-----------|---------|-------------|------|------------------|------|------|--------|------------------|
| Contingency | | | | | | 3,000,000 | | | | 3,000,000 |
| Total | | | | | | 3,000,000 | | | | 3,000,000 |

| | |
|--|---------------------------------|
| Project Name: 1005285 701 Building Facade Restoration | Funding Start: 2027 |
| Major Program: Operations | Funding Completion: 2027 |
| Department: Facility Services | |

| Current Year's CIP Process Summary | Budget To-Date | 2025 Budget | 2026 | 2027 | 2028 | 2029 | Future | Total |
|------------------------------------|----------------|-------------|------|-----------|------|------|--------|-----------|
| Department Requested | | | | 3,000,000 | | | | 3,000,000 |
| Administrator Proposed | | | | 3,000,000 | | | | 3,000,000 |
| CBTF Recommended | | | | 3,000,000 | | | | 3,000,000 |
| Board Approved Final | | | | 3,000,000 | | | | 3,000,000 |

Scheduling Milestones (major phases only):

Re-assess Scope: 2024
 Design: TBD
 Procurement: TBD
 Construction: TBD
 Completion: TBD

Board Resolutions / Supplemental Information:

The building is connected to the Minneapolis skyway system and includes a skyway level conference center and retail space. Built as a slab on grade structure without a basement, the building has a small paved plaza on the corner of 7th St and 4th Ave S.

Options considered, with estimated order of magnitude costs (from 2017):

- Rehab of only the mullions and trim components showing distress \$750,000
- Refinishing all mullions and trim components \$2,500,000
- Replacement of mullions and glazing seals, repaint other trim components \$2,800,000 - \$3,000,000

Project's Effect on the Operating Budget:

This project will reduce expenditures that are currently directed at on-going maintenance for an exterior that is life-cycled. Additional/new insulation and sealants should reduce energy costs for the facility.

This request would cover a combination of the second and third options, refinishing all aluminum components and replacing glazing seals where needed and includes consulting costs. The first option does not prevent further problems in the future and presents the issue of matching paint colors.

Project's Effect on County Priorities:

Climate Action: Sustainable design elements to be incorporated to align with County's Climate Action Plan.

Disparity Reduction: Small business hiring goals for consultants and contractors to align with County's priority to reduce disparities.

Note: The workplan for this project will be coordinated with the 701 Building Facility Preservation (#1006400) capital project.

Changes from Prior CIP:

No changes.

| Last Year's CIP Process Summary | Budget To-Date | 2024 | 2025 | 2026 | 2027 | 2028 | Future | Total |
|---------------------------------|----------------|------|-----------|------|------|------|--------|-----------|
| Department Requested | | | 3,000,000 | | | | | 3,000,000 |
| Administrator Proposed | | | 3,000,000 | | | | | 3,000,000 |
| CBTF Recommended | | | 3,000,000 | | | | | 3,000,000 |
| Board Approved Final | | | 3,000,000 | | | | | 3,000,000 |

Project Name: 1006402 General Office Space & Furniture Mods 2021-2025
Major Program: Operations
Department: Facility Services

Funding Start: 2021
Funding Completion: 2025

Summary:

This project will fund general office space modifications as well as consulting for planning services in County buildings, including tenant improvements in non-County facilities (leased spaces).

Purpose & Description:

One of the ongoing efforts of Facility Services is to monitor office space utilization for efficiency and appropriateness of layout in support of various County programs. A new hybrid workplace strategy, namely Future Ready Hennepin / Future of Work, has been implemented for most county office functions which includes open, unassigned, activity-based work settings. This project serves to prepare county facilities for return to the hybrid office workplace settings after the Covid-19 pandemic subsides. This workplace strategy identifies new worker profiles consisting of on-site, hybrid and remote for the purpose of sharing and collaborating in spaces while employees are in the office in turn requiring less office space for county functions. In preparation for return to work, a variety of hybrid base work environments will be created (Collaborative Workforce Centers along with shared county spaces) in various downtown and suburban locations.

As opportunities for improvement become known, space reconfigurations become important tools in taking advantage of the opportunities. Other situations that could arise involve customer area furniture replacement due to excessive wear and tear and employee furniture replacement to resolve ergonomic problems and avoid injuries. Since these situations often develop rapidly, there is a need to have immediate funding available for planning and programming, design, construction work and furniture acquisition. Availability of funds will allow for previously unidentified but critical space reconfigurations to be implemented in a timely fashion. Typical modifications might include layout changes of private offices, open workstations, conference rooms, and support spaces, along with related changes required for the HVAC, fire protection, building security, lighting and voice/data/power cabling systems and purchase of new furniture where required. The scope of work also includes purchase and installation of furniture in spaces used by customers and staff.



| REVENUE | Budget To-Date | Act & Enc | Balance | 2025 Budget | 2026 | 2027 | 2028 | 2029 | Future | Total |
|--------------|-------------------|------------------|------------------|------------------|------|------|------|------|--------|-------------------|
| Bonds - GO | 10,000,000 | 7,840,195 | 2,159,805 | 1,000,000 | | | | | | 11,000,000 |
| Total | 10,000,000 | 7,840,195 | 2,159,805 | 1,000,000 | | | | | | 11,000,000 |

| EXPENSE | Budget To-Date | Act & Enc | Balance | 2025 Budget | 2026 | 2027 | 2028 | 2029 | Future | Total |
|--------------|-------------------|------------------|------------------|------------------|------|------|------|------|--------|-------------------|
| Construction | 8,300,000 | 5,692,813 | 2,607,187 | 750,000 | | | | | | 9,050,000 |
| Consulting | 900,000 | 248,159 | 651,841 | 100,000 | | | | | | 1,000,000 |
| Equipment | | 340,772 | (340,772) | | | | | | | |
| Furnishings | | 1,489,959 | (1,489,959) | 150,000 | | | | | | 150,000 |
| Other Costs | | 35,661 | (35,661) | | | | | | | |
| Contingency | 800,000 | | 800,000 | | | | | | | 800,000 |
| Total | 10,000,000 | 7,807,364 | 2,192,636 | 1,000,000 | | | | | | 11,000,000 |

| | |
|--|---------------------------------|
| Project Name: 1006402 General Office Space & Furniture Mods 2021-2025 | Funding Start: 2021 |
| Major Program: Operations | Funding Completion: 2025 |
| Department: Facility Services | |

| Current Year's CIP Process Summary | Budget To-Date | 2025 Budget | 2026 | 2027 | 2028 | 2029 | Future | Total |
|------------------------------------|----------------|-------------|------|------|------|------|--------|------------|
| Department Requested | 10,000,000 | 1,000,000 | | | | | | 11,000,000 |
| Administrator Proposed | 10,000,000 | 1,000,000 | | | | | | 11,000,000 |
| CBTF Recommended | 10,000,000 | 1,000,000 | | | | | | 11,000,000 |
| Board Approved Final | 10,000,000 | 1,000,000 | | | | | | 11,000,000 |

Scheduling Milestones (major phases only):

Project's Effect on the Operating Budget:
This project will have minimal impact on the Facility Services, or user department operating budgets.

Project's Effect on County Priorities:
Climate Action: Sustainable design elements to be incorporated to align with County's Climate Action Plan.
Disparity Reduction: Small business hiring goals for consultants and contractors to align with County's priority to reduce disparities.

Changes from Prior CIP:
No changes.

Board Resolutions / Supplemental Information:
This project has and will be utilized by County Administration for office remodeling, as COVID-19 work from home experience has led to several service delivery modifications and the establishment of a new Hybrid workplace model.

Work efforts completed through 2023:

1. Employee Collaboration Workforce Centers at the Government Center's A-18 and at the Ridgedale Regional Center.
2. Modifications to Human Services Service Centers to allow hybrid workers access to shared county spaces.
3. Human Services / DOCCR - various program / space accommodations due to cancellations of several leased locations.
4. Health Services Building (HSB) Hennepin Health relocation from downtown lease.
5. HSB 9th Floor Adult Representation Services expansion.
6. 625 Building 16th floor conferencing center.

Workplan for 2024 & Beyond:

1. Office of Digital Experience office suite on Street Level at HCGC.

| Last Year's CIP Process Summary | Budget To-Date | 2024 | 2025 | 2026 | 2027 | 2028 | Future | Total |
|---------------------------------|----------------|-----------|-----------|------|------|------|--------|------------|
| Department Requested | 9,000,000 | 1,000,000 | 1,000,000 | | | | | 11,000,000 |
| Administrator Proposed | 9,000,000 | 1,000,000 | 1,000,000 | | | | | 11,000,000 |
| CBTF Recommended | 9,000,000 | 1,000,000 | 1,000,000 | | | | | 11,000,000 |
| Board Approved Final | 9,000,000 | 1,000,000 | 1,000,000 | | | | | 11,000,000 |

Project Name: 1010106 General Office Space & Furniture Mods. 2026-2030
Major Program: Operations
Department: Facility Services

Funding Start: 2026
Funding Completion: 2029

Summary:

This project will fund general office space modifications as well as consulting for planning services in County buildings, including tenant improvements in non-County facilities (leased spaces).

Purpose & Description:

One of the ongoing efforts of Facility Services is to monitor office space utilization for efficiency and appropriateness of layout in support of various County programs. A new hybrid workplace strategy, namely Future Ready Hennepin / Future of Work, has been implemented for most county office functions which includes open, unassigned, activity-based work settings. This project serves to prepare county facilities for return to the hybrid office workplace settings after the Covid-19 pandemic subsides. This workplace strategy identifies new worker profiles consisting of on-site, hybrid and remote for the purpose of sharing and collaborating in spaces while employees are in the office in turn requiring less office space for county functions. In preparation for return to work, a variety of hybrid base work environments will be created (Collaborative Workforce Centers along with shared county spaces) in various downtown and suburban locations.

As opportunities for improvement become known, space reconfigurations become important tools in taking advantage of the opportunities. Other situations that could arise involve customer area furniture replacement due to excessive wear and tear and employee furniture replacement to resolve ergonomic problems and avoid injuries. Since these situations often develop rapidly, there is a need to have immediate funding available for planning and programming, design, construction work and furniture acquisition. Availability of funds will allow for previously unidentified but critical space reconfigurations to be implemented in a timely fashion. Typical modifications might include layout changes of private offices, open workstations, conference rooms, and support spaces, along with related changes required for the HVAC, fire protection, building security, lighting and voice/data/power cabling systems and purchase of new furniture where required. The scope of work also includes purchase and installation of furniture in spaces used by customers and staff.



| REVENUE | Budget To-Date | Act & Enc | Balance | 2025 Budget | 2026 | 2027 | 2028 | 2029 | Future | Total |
|--------------|----------------|-----------|---------|-------------|------------------|------------------|------------------|------------------|--------|------------------|
| Bonds - GO | | | | | 1,000,000 | 1,000,000 | 1,000,000 | 1,000,000 | | 4,000,000 |
| Total | | | | | 1,000,000 | 1,000,000 | 1,000,000 | 1,000,000 | | 4,000,000 |
| EXPENSE | Budget To-Date | Act & Enc | Balance | 2025 Budget | 2026 | 2027 | 2028 | 2029 | Future | Total |
| Construction | | | | | 600,000 | 600,000 | 600,000 | 600,000 | | 2,400,000 |
| Consulting | | | | | 150,000 | 150,000 | 150,000 | 150,000 | | 600,000 |
| Furnishings | | | | | 150,000 | 150,000 | 150,000 | 150,000 | | 600,000 |
| Contingency | | | | | 100,000 | 100,000 | 100,000 | 100,000 | | 400,000 |
| Total | | | | | 1,000,000 | 1,000,000 | 1,000,000 | 1,000,000 | | 4,000,000 |

| | |
|---|---------------------------------|
| Project Name: 1010106 General Office Space & Furniture Mods. 2026-2030 | Funding Start: 2026 |
| Major Program: Operations | Funding Completion: 2029 |
| Department: Facility Services | |

| Current Year's CIP Process Summary | Budget To-Date | 2025 Budget | 2026 | 2027 | 2028 | 2029 | Future | Total |
|------------------------------------|----------------|-------------|-----------|-----------|-----------|-----------|--------|-----------|
| Department Requested | | | 1,000,000 | 1,000,000 | 1,000,000 | 1,000,000 | | 4,000,000 |
| Administrator Proposed | | | 1,000,000 | 1,000,000 | 1,000,000 | 1,000,000 | | 4,000,000 |
| CBTF Recommended | | | 1,000,000 | 1,000,000 | 1,000,000 | 1,000,000 | | 4,000,000 |
| Board Approved Final | | | 1,000,000 | 1,000,000 | 1,000,000 | 1,000,000 | | 4,000,000 |

| | |
|---|--|
| <p>Scheduling Milestones (major phases only): The workplan for 2026-2030 will be defined in the future.</p> | <p>Board Resolutions / Supplemental Information: This project has and will be utilized by County Administration for office remodeling, as COVID-19 work from home experience has led to several service delivery modifications and the establishment of a new Hybrid workplace model.</p> |
| <p>Project's Effect on the Operating Budget: This project will have minimal impact on the Facility Services, or user department operating budgets.</p> | |
| <p>Project's Effect on County Priorities: <u>Climate Action:</u> Sustainable design elements to be incorporated to align with County's Climate Action Plan. <u>Disparity Reduction:</u> Small business hiring goals for consultants and contractors to align with County's priority to reduce disparities.</p> | |
| <p>Changes from Prior CIP: This is a new project request. This project will fund general office space modifications as well as consulting for planning services in County buildings, including tenant improvements in non-County facilities (leased spaces).</p> | |

| Last Year's CIP Process Summary | Budget To-Date | 2024 | 2025 | 2026 | 2027 | 2028 | Future | Total |
|---------------------------------|----------------|------|------|------|------|------|--------|-------|
| Department Requested | | | | | | | | |
| Administrator Proposed | | | | | | | | |
| CBTF Recommended | | | | | | | | |
| Board Approved Final | | | | | | | | |

Project Name: 1006401 Accessibility Modifications 2021-2025
Major Program: Operations
Department: Facility Services

Funding Start: 2021
Funding Completion: 2025

Summary:

This funding source is for facility projects that address needs throughout all Hennepin County buildings as identified by the Accessibility program.

Purpose & Description:

Hennepin County is responsible for ensuring that its facilities are accessible to persons with disabilities. The American with Disabilities ACT (ADA) addresses handicap accessibility via legislation at the Federal level. The State of Minnesota Accessibility Code has many similarities to the ADA and addresses issues at the state level, both with goals to reduce participation disparities experienced by people with disabilities. The ADA legislation requires Hennepin County to improve access to the workplace for employees and facilities for persons seeking services. Over the past several years a number of accessibility issues have been identified at the various County facilities requiring modifications. There is a need for funding to address accessibility issues and ensure "equal opportunity" for people with disabilities.

This funding source will provide the opportunity to address issues identified by the accessibility program in a timely and responsible manner. One tool involves surveying current facilities for accessibility issues. Since 2014, over 70 buildings have been surveyed with reports detailing accessibility issues and proposed solutions. Facility Services and/or County staff can identify accessibility issues this funding will allow those issues to be addressed. Finally, there is a need for accommodations to address unanticipated issues raised by employees and the public. Funding is required on a yearly basis contingent upon depletion of the previous year's funding.



| REVENUE | Budget To-Date | Act & Enc | Balance | 2025 Budget | 2026 | 2027 | 2028 | 2029 | Future | Total |
|--------------|----------------|---------------|----------------|----------------|------|------|------|------|--------|----------------|
| Bonds - GO | 500,000 | 95,267 | 404,733 | 250,000 | | | | | | 750,000 |
| Total | 500,000 | 95,267 | 404,733 | 250,000 | | | | | | 750,000 |

| EXPENSE | Budget To-Date | Act & Enc | Balance | 2025 Budget | 2026 | 2027 | 2028 | 2029 | Future | Total |
|--------------|----------------|----------------|----------------|----------------|------|------|------|------|--------|----------------|
| Construction | 390,000 | 234,355 | 155,645 | 200,000 | | | | | | 590,000 |
| Consulting | 60,000 | 45,450 | 14,550 | 50,000 | | | | | | 110,000 |
| Equipment | | 13,658 | (13,658) | | | | | | | |
| Other Costs | | 700 | (700) | | | | | | | |
| Contingency | 50,000 | | 50,000 | | | | | | | 50,000 |
| Total | 500,000 | 294,163 | 205,837 | 250,000 | | | | | | 750,000 |

| | |
|--|---------------------------------|
| Project Name: 1006401 Accessibility Modifications 2021-2025 | Funding Start: 2021 |
| Major Program: Operations | Funding Completion: 2025 |
| Department: Facility Services | |

| Current Year's CIP Process Summary | Budget To-Date | 2025 Budget | 2026 | 2027 | 2028 | 2029 | Future | Total |
|------------------------------------|----------------|-------------|------|------|------|------|--------|---------|
| Department Requested | 500,000 | 250,000 | | | | | | 750,000 |
| Administrator Proposed | 500,000 | 250,000 | | | | | | 750,000 |
| CBTF Recommended | 500,000 | 250,000 | | | | | | 750,000 |
| Board Approved Final | 500,000 | 250,000 | | | | | | 750,000 |

Scheduling Milestones (major phases only):

2024 work underway:

- Accessibility upgrades at Sheriff's Holding Area in HCGC - \$175,000

Project's Effect on the Operating Budget:

Staff anticipates that this project will have minor impacts to the annual operating costs.

Project's Effect on County Priorities:

Climate Action: Sustainable design elements to be incorporated to align with County's Climate Action Plan.

Disparity Reduction: Small business hiring goals for consultants and contractors to align with County's priority to reduce disparities. Improving accessibility in county buildings for the public and employees positively effects the health and employment domains of disparity reduction.

Changes from Prior CIP:

No changes.

Board Resolutions / Supplemental Information:

The intent of this project is to address accessibility issues as identified through site reviews for compliance with applicable state and federal, codes, laws and design guidelines pertaining to accessibility for persons with disabilities, complaints or as requested by specific individuals as a reasonable accommodation.

Examples of work would include:

- consulting fees for site reviews to identify areas of improvement
- modifications to provide compliant accessible routes of egress and parking
- toilet room modifications
- employee specific assistive listening modifications
- power-assisted door openers to meet employee-specific needs identified by MN Certified Accessibility Specialists, physicians or other qualified health/ergonomic experts.

Work is prioritized by reasonable accommodations, complaints and issues identified during site reviews. Facility Services will first target owned facilities with an emphasis on Priority 1 and 2 items as well as parking, routes of egress, restrooms, signage and electronic door assists.

In 2018, County Administration has made a commitment to disparity reduction for its residents. Capital funding through this project will help address needs for persons with disabilities seek services they need by helping eliminate barriers.

| Last Year's CIP Process Summary | Budget To-Date | 2024 | 2025 | 2026 | 2027 | 2028 | Future | Total |
|---------------------------------|----------------|------|---------|------|------|------|--------|---------|
| Department Requested | 500,000 | | 250,000 | | | | | 750,000 |
| Administrator Proposed | 500,000 | | 250,000 | | | | | 750,000 |
| CBTF Recommended | 500,000 | | 250,000 | | | | | 750,000 |
| Board Approved Final | 500,000 | | 250,000 | | | | | 750,000 |

Project Name: 1010107 Accessibility Modifications 2026-2030
Major Program: Operations
Department: Facility Services

Funding Start: 2026
Funding Completion: 2029

Summary:

This funding source is for facility projects that address needs throughout all Hennepin County buildings as identified by the Accessibility program.

Purpose & Description:

Hennepin County is responsible for ensuring that its facilities are accessible to persons with disabilities. The American with Disabilities ACT (ADA) addresses handicap accessibility via legislation at the Federal level. The State of Minnesota Accessibility Code has many similarities to the ADA and addresses issues at the state level, both with goals to reduce participation disparities experienced by people with disabilities. The ADA legislation requires Hennepin County to improve access to the workplace for employees and facilities for persons seeking services. Over the past several years a number of accessibility issues have been identified at the various County facilities requiring modifications. There is a need for funding to address accessibility issues and ensure "equal opportunity" for people with disabilities.

This funding source will provide the opportunity to address issues identified by the accessibility program in a timely and responsible manner. One tool involves surveying current facilities for accessibility issues. Since 2014, over 70 buildings have been surveyed with reports detailing accessibility issues and proposed solutions. Facility Services and/or County staff can identify accessibility issues this funding will allow those issues to be addressed. Finally, there is a need for accommodations to address unanticipated issues raised by employees and the public. Funding is required on a yearly basis contingent upon depletion of the previous year's funding.



| REVENUE | Budget To-Date | Act & Enc | Balance | 2025 Budget | 2026 | 2027 | 2028 | 2029 | Future | Total |
|--------------|----------------|-----------|---------|-------------|----------------|----------------|----------------|----------------|--------|------------------|
| Bonds - GO | | | | | 250,000 | 250,000 | 250,000 | 250,000 | | 1,000,000 |
| Total | | | | | 250,000 | 250,000 | 250,000 | 250,000 | | 1,000,000 |

| EXPENSE | Budget To-Date | Act & Enc | Balance | 2025 Budget | 2026 | 2027 | 2028 | 2029 | Future | Total |
|--------------|----------------|-----------|---------|-------------|----------------|----------------|----------------|----------------|--------|------------------|
| Construction | | | | | 200,000 | 200,000 | 200,000 | 200,000 | | 800,000 |
| Consulting | | | | | 40,000 | 40,000 | 40,000 | 40,000 | | 160,000 |
| Contingency | | | | | 10,000 | 10,000 | 10,000 | 10,000 | | 40,000 |
| Total | | | | | 250,000 | 250,000 | 250,000 | 250,000 | | 1,000,000 |

| | |
|--|---------------------------------|
| Project Name: 1010107 Accessibility Modifications 2026-2030 | Funding Start: 2026 |
| Major Program: Operations | Funding Completion: 2029 |
| Department: Facility Services | |

| Current Year's CIP Process Summary | Budget To-Date | 2025 Budget | 2026 | 2027 | 2028 | 2029 | Future | Total |
|------------------------------------|----------------|-------------|---------|---------|---------|---------|--------|-----------|
| Department Requested | | | 250,000 | 250,000 | 250,000 | 250,000 | | 1,000,000 |
| Administrator Proposed | | | 250,000 | 250,000 | 250,000 | 250,000 | | 1,000,000 |
| CBTF Recommended | | | 250,000 | 250,000 | 250,000 | 250,000 | | 1,000,000 |
| Board Approved Final | | | 250,000 | 250,000 | 250,000 | 250,000 | | 1,000,000 |

Scheduling Milestones (major phases only):

Project's Effect on the Operating Budget:
Staff anticipates that this project will have minor impacts to the annual operating costs.

Project's Effect on County Priorities:
Climate Action: Sustainable design elements to be incorporated to align with County's Climate Action Plan.
Disparity Reduction: Small business hiring goals for consultants and contractors to align with County's priority to reduce disparities. Improving accessibility in county buildings for the public and employees positively effects the health and employment domains of disparity reduction.

Changes from Prior CIP:
The 2025 estimate has increased by \$250,000 over the 2024-2028 approved budget due to the addition on another year of funding in the 2029 funding element.

Board Resolutions / Supplemental Information:

The intent of this project is to address accessibility issues as identified through site reviews for compliance with applicable state and federal, codes, laws and design guidelines pertaining to accessibility for persons with disabilities, complaints or as requested by specific individuals as a reasonable accommodation.

Examples of work would include:

- consulting fees for site reviews to identify areas of improvement
- modifications to provide compliant accessible routes of egress and parking
- toilet room modifications
- employee specific assistive listening modifications
- power-assisted door openers to meet employee-specific needs identified by MN Certified Accessibility Specialists, physicians or other qualified health/ergonomic experts.

Work is prioritized by reasonable accommodations, complaints and issues identified during site reviews. Facility Services will first target owned facilities with an emphasis on Priority 1 and 2 items as well as parking, routes of egress, restrooms, signage and electronic door assists.

In 2018, County Administration has made a commitment to disparity reduction for its residents. Capital funding through this project will help address needs for persons with disabilities seek services they need by helping eliminate barriers.

| Last Year's CIP Process Summary | Budget To-Date | 2024 | 2025 | 2026 | 2027 | 2028 | Future | Total |
|---------------------------------|----------------|------|------|---------|---------|---------|--------|---------|
| Department Requested | | | | 250,000 | 250,000 | 250,000 | | 750,000 |
| Administrator Proposed | | | | 250,000 | 250,000 | 250,000 | | 750,000 |
| CBTF Recommended | | | | 250,000 | 250,000 | 250,000 | | 750,000 |
| Board Approved Final | | | | 250,000 | 250,000 | 250,000 | | 750,000 |

Project Name: 1006554 County-wide Lactation Room Refurbishments
Major Program: Operations
Department: Facility Services

Funding Start: 2019
Funding Completion:

Summary:

This project will provide lactation rooms in buildings that don't have enough rooms to meet the Hennepin County guidelines set forth by Human Resources. This project will also refurbish existing lactation rooms located throughout the county to make them more consistent in appearance and functionality.

Purpose & Description:

Hennepin County Facility Services operates and manages over 109 owned and leased facilities that encompass over 6.9 million square feet. As of 2024, the county has 64 lactation rooms within 32 of its buildings.

A lactation room is a secure, private space where a nursing mother can use a breast pump. The current condition of these lactation rooms varies widely in the condition and functionality of the space.

This project will systematically refurbish existing lactation rooms to make them more consistent in appearance and functionality, the rooms will be more uniform in design that complies with federal law. If possible, they will include a sink, and a work surface as space allows. This project will also add lactation rooms throughout the county as needed.



| REVENUE | Budget To-Date | Act & Enc | Balance | 2025 Budget | 2026 | 2027 | 2028 | 2029 | Future | Total |
|--------------|----------------|----------------|----------------|-------------|------|------|------|------|--------|----------------|
| Bonds - GO | 520,000 | 127,152 | 392,848 | | | | | | | 520,000 |
| Total | 520,000 | 127,152 | 392,848 | | | | | | | 520,000 |

| EXPENSE | Budget To-Date | Act & Enc | Balance | 2025 Budget | 2026 | 2027 | 2028 | 2029 | Future | Total |
|--------------|----------------|----------------|----------------|-------------|------|------|------|------|--------|----------------|
| Construction | 465,000 | 237,278 | 227,722 | | | | | | | 465,000 |
| Consulting | | 22,597 | (22,597) | | | | | | | |
| Furnishings | 34,000 | 4,846 | 29,154 | | | | | | | 34,000 |
| Other Costs | | 1,287 | (1,287) | | | | | | | |
| Contingency | 21,000 | | 21,000 | | | | | | | 21,000 |
| Total | 520,000 | 266,008 | 253,992 | | | | | | | 520,000 |

| | |
|--|----------------------------|
| Project Name: 1006554 County-wide Lactation Room Refurbishments | Funding Start: 2019 |
| Major Program: Operations | Funding Completion: |
| Department: Facility Services | |

| Current Year's CIP Process Summary | Budget To-Date | 2025 Budget | 2026 | 2027 | 2028 | 2029 | Future | Total |
|------------------------------------|----------------|-------------|---------|------|------|------|--------|---------|
| Department Requested | 520,000 | 125,000 | 125,000 | | | | | 770,000 |
| Administrator Proposed | 520,000 | | | | | | | 520,000 |
| CBTF Recommended | 520,000 | | | | | | | 520,000 |
| Board Approved Final | 520,000 | | | | | | | 520,000 |

Scheduling Milestones (major phases only):

2024 work underway:

- Adult Correctional Facility Men's - New room
- Brookdale Regional Center - Finish and furniture upgrade
- Ridgedale Regional Center - New room

Project's Effect on the Operating Budget:

Staff anticipates that this project will have minor impacts to the annual operating costs.

Project's Effect on County Priorities:

Climate Action: Sustainable design elements to be incorporated to align with County's Climate Action Plan.

Disparity Reduction: Small business hiring goals for consultants and contractors to align with County's priority to reduce disparities. The Health and Employment domain of disparity reduction are positively affected by having adequate quantities and locations of lactation rooms in county buildings in order to reduce barriers to caregiving for infants.

Changes from Prior CIP:

This project has been removed as Facility Services staff has advised that prior project funding is sufficient to implement the anticipated lactation room refurbishment work.

Board Resolutions / Supplemental Information:

The average cost for a lactation room ranges from \$15,000 for a light upgrade to \$50,000 for a newly created room.

New rooms are identified as needed. The following rooms will be given priority for 2025:

- HCGC A0816 - renovation
- HCGC A692A - finish and furniture upgrade
- HSB L30 - renovation

The annual budget request allows the following scope as needed:

- Creation of 2 new rooms
- Renovation 4 rooms
- Finish and furniture upgrades in 2 rooms

Notes:

- The Downtown Campus Master Plan projects will create/modify additional lactation rooms as part of its remodeling scope.
- In 2023, four (4) new lactation rooms were added at Northpoint as part of the larger renovation. \$100,000 was used from this budget for that work.

| Last Year's CIP Process Summary | Budget To-Date | 2024 | 2025 | 2026 | 2027 | 2028 | Future | Total |
|---------------------------------|----------------|---------|---------|---------|------|------|--------|---------|
| Department Requested | 395,000 | 125,000 | 125,000 | 125,000 | | | | 770,000 |
| Administrator Proposed | 395,000 | 125,000 | 125,000 | 125,000 | | | | 770,000 |
| CBTF Recommended | 395,000 | 125,000 | 125,000 | 125,000 | | | | 770,000 |
| Board Approved Final | 395,000 | 125,000 | 125,000 | 125,000 | | | | 770,000 |

Project Name: 1006399 Carpet Replacement Program 2021-2025
Major Program: Operations
Department: Facility Services

Funding Start: 2021
Funding Completion:

Summary:

This project provides for cyclical carpet replacement in various County buildings.

Purpose & Description:

When new buildings are constructed, or major remodeling takes place in existing buildings, carpet is always funded through the capital project. Replacement carpet, however, with a projected life of close to 15 years based on normal use, should be considered a capital expenditure. While carpet is an essential part of a building's infrastructure and the occupants' expectations for good, clean carpeting remain constant, funding for replacement through the maintenance budget is impossible to secure in the face of competition from the County's numerous core programmatic needs.

Use of carpet tile has provided for a more flexible, expedient and cost-effective solution for management of floor coverings in County buildings. Facility Services has already witnessed firsthand that carpet tiles have exceeded the Building Owners and Managers Association (BOMA) recommended 7-10 year cycle for broadloom carpet and that carpet tile may exceed their own anticipated 15-year life span.

With broadloom carpet, replacement was dictated by wear in high-traffic areas rather than when the overall carpet was worn. With the use of carpet tiles, targeted areas can be replaced without having to replace an entire room or floor. Carpet tiles in construction areas have been "lifted", cleaned, and reinstalled after construction in those areas eliminating the need to replace carpeting that may not have reached end of life. In addition, carpet tiles give users the ability to replace carpet without major relocation of staff, resulting in cost savings and less disruption to staff during replacement.



| REVENUE | Budget To-Date | Act & Enc | Balance | 2025 Budget | 2026 | 2027 | 2028 | 2029 | Future | Total |
|--------------|------------------|----------------|------------------|-------------|------|------|------|------|--------|------------------|
| Bonds - GO | 1,750,000 | 698,663 | 1,051,337 | | | | | | | 1,750,000 |
| Total | 1,750,000 | 698,663 | 1,051,337 | | | | | | | 1,750,000 |

| EXPENSE | Budget To-Date | Act & Enc | Balance | 2025 Budget | 2026 | 2027 | 2028 | 2029 | Future | Total |
|--------------|------------------|------------------|----------------|-------------|------|------|------|------|--------|------------------|
| Construction | 1,750,000 | 1,114,114 | 635,886 | | | | | | | 1,750,000 |
| Other Costs | | 3,509 | (3,509) | | | | | | | |
| Total | 1,750,000 | 1,117,624 | 632,376 | | | | | | | 1,750,000 |

| | |
|---|----------------------------|
| Project Name: 1006399 Carpet Replacement Program 2021-2025 | Funding Start: 2021 |
| Major Program: Operations | Funding Completion: |
| Department: Facility Services | |

| Current Year's CIP Process Summary | Budget To-Date | 2025 Budget | 2026 | 2027 | 2028 | 2029 | Future | Total |
|------------------------------------|----------------|-------------|------|------|------|------|--------|-----------|
| Department Requested | 1,750,000 | 450,000 | | | | | | 2,200,000 |
| Administrator Proposed | 1,750,000 | | | | | | | 1,750,000 |
| CBTF Recommended | 1,750,000 | | | | | | | 1,750,000 |
| Board Approved Final | 1,750,000 | | | | | | | 1,750,000 |

Scheduling Milestones (major phases only):

Board Resolutions / Supplemental Information:

Work anticipated in 2024: (\$625,000)

- Government Center (LL conference rooms and Auditorium) (\$100k)
- Health Services Building (11th Floor) (\$110k)
- Health Services Building (12th Floor) (\$110K)
- Maple Grove Library (\$305k)

Work anticipated in 2025: (\$500,000)

- Nokomis Library (\$100k)
- Government Center (Misc.) (\$200k)
- 625 Building (Dining Area, Skyway & Elevators/Lobby) (\$200k)

In general, the range of price for carpet replacement is between \$9.00/SF to \$9.50/SF. This price can include any number of the following items and is dependent upon each area needing carpeting.

- Moving of existing furniture;
- Removal and disposal of old carpeting;
- Removal of old adhesive if it will react with new adhesive (they may also encapsulate it);
- Possible adhesive abatement if old adhesive tests positive for asbestos;
- Floor prep or leveling of existing floor;
- New adhesive;
- Installation of new carpeting;
- Moving furniture back into place; and
- Purchase of additional attic stock material (can range from 5% to 30% depending on the facility)

Project's Effect on the Operating Budget:

Effects on the facility operating budgets where carpet replace is done cannot be quantified, but reductions to future janitorial/cleaning expenses are expected.

Project's Effect on County Priorities:

Climate Action: The county selects carpet fiber that can be recycled at the end of its life. The county specifies carpet tile so individual squares can be replaced if damaged instead of recarpeting a whole room.

Disparity Reduction: Small business hiring goals for consultants and contractors to align with County's priority to reduce disparities.

Changes from Prior CIP:

This project has been removed as Facility Services staff has advised that prior project funding is sufficient to implement the anticipated carpet replacement work.

| Last Year's CIP Process Summary | Budget To-Date | 2024 | 2025 | 2026 | 2027 | 2028 | Future | Total |
|---------------------------------|----------------|---------|---------|------|------|------|--------|-----------|
| Department Requested | 1,250,000 | 500,000 | 450,000 | | | | | 2,200,000 |
| Administrator Proposed | 1,250,000 | 500,000 | 450,000 | | | | | 2,200,000 |
| CBTF Recommended | 1,250,000 | 500,000 | 450,000 | | | | | 2,200,000 |
| Board Approved Final | 1,250,000 | 500,000 | 450,000 | | | | | 2,200,000 |

Project Name: 1010918 MBC Fire Alarm Upgrades
Major Program: Operations
Department: Municipal Building Commission

Funding Start: 2025
Funding Completion: 2026

Summary:

This project, located at the City Hall / Courthouse, at 350 S 5th Street in Minneapolis, Minnesota, will address the replacement of the fire alarm panel and all associated obsolete components throughout the entire building.

Purpose & Description:

The fire alarm system at the City Hall is in need of replacement. The MBC is currently utilizing the Honeywell Gamewell Apollo system, which due to building code changes and is currently beyond expected life cycle, is now obsolete and cannot be serviced beginning in 2025.

The City Hall building is broken down into two areas. They include the City Hall space that includes all spaces from the 3rd floor and below, and then the Hennepin County Sheriff's Adult Detention Center (ADC) on floors 4 & 5.

For this project, the two areas of the building will coordinate to ensure the same components will be installed building-wide, which will provide an ease of maintenance in the future. The ADC will be using a Vesda addressable system with air sampling points. While the rest of the building will use velocity system with the photoelectric smoke detection. Both new systems will utilize the Honeywell Gamewell system.



| REVENUE | Budget To-Date | Act & Enc | Balance | 2025 Budget | 2026 | 2027 | 2028 | 2029 | Future | Total |
|--------------|----------------|-----------|---------|---------------|----------------|------|------|------|--------|----------------|
| Bonds - GO | | | | 37,500 | 500,000 | | | | | 537,500 |
| Total | | | | 37,500 | 500,000 | | | | | 537,500 |

| EXPENSE | Budget To-Date | Act & Enc | Balance | 2025 Budget | 2026 | 2027 | 2028 | 2029 | Future | Total |
|--------------|----------------|-----------|---------|---------------|----------------|------|------|------|--------|----------------|
| Construction | | | | | 500,000 | | | | | 500,000 |
| Consulting | | | | 37,500 | | | | | | 37,500 |
| Total | | | | 37,500 | 500,000 | | | | | 537,500 |

| | |
|--|---------------------------------|
| Project Name: 1010918 MBC Fire Alarm Upgrades | Funding Start: 2025 |
| Major Program: Operations | Funding Completion: 2026 |
| Department: Municipal Building Commission | |

| Current Year's CIP Process Summary | Budget To-Date | 2025 Budget | 2026 | 2027 | 2028 | 2029 | Future | Total |
|------------------------------------|----------------|-------------|---------|------|------|------|--------|---------|
| Department Requested | | 37,500 | 500,000 | | | | | 537,500 |
| Administrator Proposed | | 37,500 | 500,000 | | | | | 537,500 |
| CBTF Recommended | | 37,500 | 500,000 | | | | | 537,500 |
| Board Approved Final | | 37,500 | 500,000 | | | | | 537,500 |

Scheduling Milestones (major phases only):

Scoping: June 2025
 Design: December 2025
 Procurement: February 2026
 Construction: May 2026
 Completion: May 2027 (Includes lead time for materials)

Board Resolutions / Supplemental Information:

The City Hall/Courthouse Municipal Building is on the National Register of Historic places, and it is an iconic historic landmark for Minneapolis, Hennepin County and Minnesota. Approximately 60 percent of the useable space is occupied by City of Minneapolis offices and the balance by Hennepin County programs.

The cost breakdown depicts only the County's share of the overall project; total project costs are shared 50/50 with the City of Minneapolis.

Project's Effect on the Operating Budget:

Effects on the operating budget cannot be quantified, but reductions to the future operational repair expenses are expected. It is expected that there should be an operating cost savings as all service calls for the fire protection system will be covered by the new manufacturer's warranty.

Project's Effect on County Priorities:

Life Safety: This building system component is a critical life-safety system for staff and citizens of the county and is paramount in keeping the building in compliance up to code.

Changes from Prior CIP:

This is a new project request. This project will address the replacement of the fire alarm panel and all associated obsolete components throughout the entire building.

| Last Year's CIP Process Summary | Budget To-Date | 2024 | 2025 | 2026 | 2027 | 2028 | Future | Total |
|---------------------------------|----------------|------|------|------|------|------|--------|-------|
| Department Requested | | | | | | | | |
| Administrator Proposed | | | | | | | | |
| CBTF Recommended | | | | | | | | |
| Board Approved Final | | | | | | | | |

Project Name: 1010943 MBC Heat Exchanger/Pump Replacement
Major Program: Operations
Department: Municipal Building Commission

Funding Start: 2025
Funding Completion: 2026

Summary:

This project, located at the City Hall / Courthouse, at 350 S 5th Street in Minneapolis, Minnesota, will address the replacement of both heat exchangers and associated pumps and controls for the heating system that serves the entire building.

Purpose & Description:

This project is focused on the preventive maintenance of critical building systems at the City Hall / Courthouse building. The City Hall building is heated through the use of a dual steam to heating water system. The current system was installed approx. 25 years ago, and includes two (2) shell and tube heat exchangers, two (2) base mounted pumps, the variable frequency drive (VFD), and associated controls. Losing any of these heating system components may lead to a catastrophic event that would freeze the building close loop hydronic water system.

In Fall 2023, the MBC was forced repair one of the heat exchangers. These repairs were in the excess of \$50,000. However, this project will plan to utilize the parts from this repair to help with the overall cost of the project.

According to the Building Owners and Managers Association's Preventive Maintenance Guidebook, this system is comprised of components that have surpassed their life expectancy. For example, the two shell and tube heat exchangers have an average life expectancy of 20 years. These components are currently 3-5 years past this point. The two base mounted pumps have an average life expectancy of 25 years, and will need to be addressed very soon.

This project will also address the OSHA Compliance issues from the antiquated installation. The current system does not comply with OSHA standards, some piping will be reworked to ensure the safety of the MBC staff and any contractors working on the system in the future.



| REVENUE | Budget To-Date | Act & Enc | Balance | 2025 Budget | 2026 | 2027 | 2028 | 2029 | Future | Total |
|--------------|----------------|-----------|---------|---------------|----------------|------|------|------|--------|----------------|
| Bonds - GO | | | | 25,000 | 300,000 | | | | | 325,000 |
| Total | | | | 25,000 | 300,000 | | | | | 325,000 |

| EXPENSE | Budget To-Date | Act & Enc | Balance | 2025 Budget | 2026 | 2027 | 2028 | 2029 | Future | Total |
|--------------|----------------|-----------|---------|---------------|----------------|------|------|------|--------|----------------|
| Construction | | | | | 300,000 | | | | | 300,000 |
| Consulting | | | | 25,000 | | | | | | 25,000 |
| Total | | | | 25,000 | 300,000 | | | | | 325,000 |

| | |
|--|---------------------------------|
| Project Name: 1010943 MBC Heat Exchanger/Pump Replacement | Funding Start: 2025 |
| Major Program: Operations | Funding Completion: 2026 |
| Department: Municipal Building Commission | |

| Current Year's CIP Process Summary | Budget To-Date | 2025 Budget | 2026 | 2027 | 2028 | 2029 | Future | Total |
|------------------------------------|----------------|-------------|---------|------|------|------|--------|---------|
| Department Requested | | 25,000 | 300,000 | | | | | 325,000 |
| Administrator Proposed | | 25,000 | 300,000 | | | | | 325,000 |
| CBTF Recommended | | 25,000 | 300,000 | | | | | 325,000 |
| Board Approved Final | | 25,000 | 300,000 | | | | | 325,000 |

Scheduling Milestones (major phases only):

Scoping: January 2025
Design: Complete by Sept 2025
Procurement: Jan-Feb 2026
Equipment Lead Time: May-Sept 2026
Construction: Sept 2026-March 2027

Project's Effect on the Operating Budget:

Effects on the operating budget cannot be quantified, but reductions to the future operational repair expenses are expected.

Project's Effect on County Priorities:

Disparity Reduction: Small business hiring goals for consultants and contractors to align with County's priority to reduce disparities.

Changes from Prior CIP:

This is a new project request. This project will address the replacement of both heat exchangers and associated pumps and controls for the heating system that serves the entire City Hall Building.

Board Resolutions / Supplemental Information:

The City Hall/Courthouse Municipal Building is on the National Register of Historic places, and it is an iconic historic landmark for Minneapolis, Hennepin County and Minnesota. Approximately 60 percent of the useable space is occupied by City of Minneapolis offices and the balance by Hennepin County programs.

The cost breakdown depicts only the County's share of the overall project; total project costs are shared 50/50 with the City of Minneapolis.

| Last Year's CIP Process Summary | Budget To-Date | 2024 | 2025 | 2026 | 2027 | 2028 | Future | Total |
|---------------------------------|----------------|------|------|------|------|------|--------|-------|
| Department Requested | | | | | | | | |
| Administrator Proposed | | | | | | | | |
| CBTF Recommended | | | | | | | | |
| Board Approved Final | | | | | | | | |

Project Name: 1000935 MBC Exterior Improvements
Major Program: Operations
Department: Municipal Building Commission

Funding Start: 2016
Funding Completion: 2026

Summary:

This project, located at the City Hall / Courthouse, at 350 S 5th Street in Minneapolis, Minnesota, will help preserve the facility by addressing building envelope issues including waterproofing, exterior doors and windows, masonry, exterior lighting, and moat access control.

Purpose & Description:

Over the last several years, the MBC has identified envelope problems related to waterproofing, windows, doors and masonry. If left unaddressed, the elements will cause further damage to the building and equipment in the building and the cost for repairs would increase.

Areas of concern for waterproofing are the roofs for shafts 1-4, roofing and flashing around the base of shafts 1 and 3, and the 13th floor of the clock tower. The waterproofing, flashing and heat tape work around shafts 2 and 4 were completed. Most of the heat tape around the exterior perimeter was completed in phases 1 & 2.

Currently, the MBC is scheduled to begin Phase 3 in April 2024 with the North tower 13th floor roof replacement and 12th floor ceiling tile replacement, as well as the removal of the North Tower antenna removal and flagpole upgrade.

Future work includes Phase 4, set to begin April 2025, and will include the turret repointing and masonry repairs in north and south towers, moat roof replacement, 5th street stair removal, waterproofing, and resetting, repair/replace exterior doors on 3rd and 4th Ave, and 5th street, moat paver removal, waterproofing, and resetting. And Phase 5, scheduled to begin April 2026 and will address the remaining interior courtyard masonry and waterproofing, window sealant abatement and replacement, and tower antenna removal. Additionally, the lower cost of exterior sealant replacement with replacement of broken glass is still being done in conjunction with the masonry work to reduce air infiltration.

The MBC worked with MacDonald and Mack Architects to first identify the major masonry problems and potential solutions in 2012. Miller Dunwidde is the current architect for Phase 3, 4, and 5.



| REVENUE | Budget To-Date | Act & Enc | Balance | 2025 Budget | 2026 | 2027 | 2028 | 2029 | Future | Total |
|--------------|------------------|------------------|----------------|------------------|------------------|------|------|------|--------|------------------|
| Bonds - GO | 3,805,000 | 3,162,444 | 642,556 | 1,650,000 | 3,000,000 | | | | | 8,455,000 |
| Total | 3,805,000 | 3,162,444 | 642,556 | 1,650,000 | 3,000,000 | | | | | 8,455,000 |
| EXPENSE | Budget To-Date | Act & Enc | Balance | 2025 Budget | 2026 | 2027 | 2028 | 2029 | Future | Total |
| Construction | 3,805,000 | 3,162,444 | 642,556 | 1,650,000 | 3,000,000 | | | | | 8,455,000 |
| Total | 3,805,000 | 3,162,444 | 642,556 | 1,650,000 | 3,000,000 | | | | | 8,455,000 |

| | |
|--|---------------------------------|
| Project Name: 1000935 MBC Exterior Improvements | Funding Start: 2016 |
| Major Program: Operations | Funding Completion: 2026 |
| Department: Municipal Building Commission | |

| Current Year's CIP Process Summary | Budget To-Date | 2025 Budget | 2026 | 2027 | 2028 | 2029 | Future | Total |
|------------------------------------|----------------|-------------|-----------|------|------|------|--------|-----------|
| Department Requested | 3,805,000 | 1,650,000 | 3,000,000 | | | | | 8,455,000 |
| Administrator Proposed | 3,805,000 | 1,650,000 | 3,000,000 | | | | | 8,455,000 |
| CBTF Recommended | 3,805,000 | 1,650,000 | 3,000,000 | | | | | 8,455,000 |
| Board Approved Final | 3,805,000 | 1,650,000 | 3,000,000 | | | | | 8,455,000 |

| | |
|---|---|
| <p>Scheduling Milestones (major phases only):</p> <p>Phase 1 - Completed Phase 2 - Completed Phase 3 - Construction: April 2024 - December 2024 Phase 4 - Construction: April 2025 - December 2025 Phase 5 - Construction: March 2026 - December 2026</p> | <p>Board Resolutions / Supplemental Information:</p> <p>The City Hall/Courthouse Municipal Building is on the National Register of Historic places and it is an iconic historic landmark for Minneapolis, Hennepin County and Minnesota. Approximately 60 percent of the useable space is occupied by City of Minneapolis offices and the balance by Hennepin County programs.</p> <p>Preserving this asset involves addressing building envelope issues on a regular basis. This project is primarily about asset preservation, but also about tenant comfort. The project includes limited waterproofing replacement, masonry repointing and repairs, and exterior window and door rehabilitation with full door replacement on the 4th Street facade.</p> <p>The cost breakdown depicts only the County's share of the overall project; total project costs are shared 50/50 with the City of Minneapolis.</p> |
| <p>Project's Effect on the Operating Budget:</p> <p>This project may provide significant energy savings and reduced repair bills.</p> | <p>PHASE DESCRIPTIONS:</p> <p>Phase 1 - 4th Avenue, 4th Street and 3rd Avenue exterior facades and heat tape replacement Phase 2 - 5th Street exterior façade and tower work; 4th Street door replacement, exterior lighting improvements Phase 3 - Replace the 13th floor roof, remove and repair the 12th floor ceiling tiles in the North Tower. Remove antiquated antenna and upgrade the flagpole for safe operations. Phase 4 - Moat roof repairs and replacement, moat paver removal, waterproofing below, and resetting pavers. 5th street stair thread removal, waterproofing, and resetting. Add center handrail at 5th street entrances. Repair remaining exterior doors at 3rd and 4th Ave, 5th street, and replace moat doors. Phase 5 - Entire Inner Courtyard Preservation. All remaining interior court windows, waterproofing, heat tape, and masonry repairs. All turrets of both towers will have masonry repairs as a part of this phase</p> |
| <p>Project's Effect on County Priorities:</p> <p>Climate Action: Sustainable design elements to be incorporated to align with County's Climate Action Plan.</p> <p>Disparity Reduction: Small business hiring goals for consultants and contractors to align with County's priority to reduce disparities.</p> | |
| <p>Changes from Prior CIP:</p> <p>The 2025 estimate has decreased by \$150,000 from the 2024-2028 approved budget as a portion of the project schedule was accelerated which has reduced anticipated inflation costs.</p> | |

| Last Year's CIP Process Summary | Budget To-Date | 2024 | 2025 | 2026 | 2027 | 2028 | Future | Total |
|---------------------------------|----------------|-----------|-----------|-----------|------|------|--------|-----------|
| Department Requested | 3,155,000 | 3,800,000 | 835,000 | | | | | 7,790,000 |
| Administrator Proposed | 3,155,000 | 3,800,000 | 835,000 | | | | | 7,790,000 |
| CBTF Recommended | 3,155,000 | 3,800,000 | 835,000 | | | | | 7,790,000 |
| Board Approved Final | 3,155,000 | 650,000 | 1,500,000 | 3,300,000 | | | | 8,605,000 |

Project Name: 1008703 MBC Elevator 12 Removal
Major Program: Operations
Department: Municipal Building Commission

Funding Start: 2023
Funding Completion: 2025

Summary:

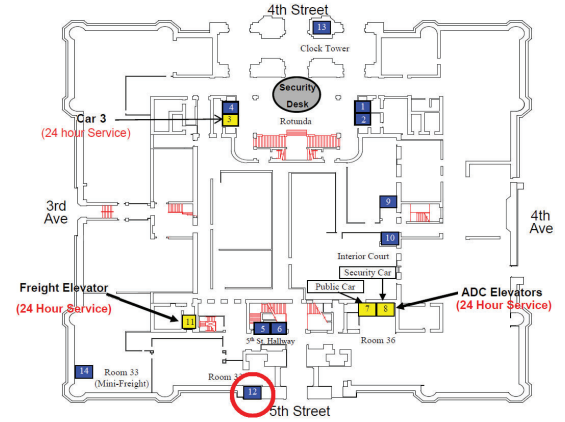
This project, located at the City Hall/Courthouse, at 350 S 5th Street in Minneapolis, Minnesota, will remove Elevator 12 and build-out the vacated shaft to create additional storage.

Purpose & Description:

The Municipal Building Commission (MBC) engaged Van Deusen and Associates on February 18, 2016, to perform a comprehensive review of all elevators at the City Hall/Courthouse building to establish capital level upgrades that will be required over the next 20 years. In 2020, Van Deusen and Associates provided updated information for Car 12 and this information is the basis for this project. The MBC has utilized the current appropriated budget to explore the options below to either modernize Elevator 12 or remove it entirely and build-out storage space in the vacated areas.

Elevator 12 was installed in 1985 and is located at the south end of the City Hall. It services the Ground and Sub-Basement levels only. The previous tenants in this space utilized Elevator 12 to access secure areas in the sub-basement, and the new tenant of this space do not have a use for the elevator. Therefore the need for a dedicated elevator that serves one floor has been deemed unnecessary and cost prohibitive.

This project will remove the antiquated equipment completely, and create more usable space that requires far less maintenance. This option will remove the elevator and its components and build back the shaft and lobbies into usable spaces. The build back option will include two areas: Sub-Basement - converting existing elevator equipment rooms into storage rooms, add a concrete floor over the elevator pit, add a ceiling, lighting, and outlet to the vacated shaft to create an alcove. Ground level - adding a floor, ceiling, door and frame, light, and outlet to create a new storage room in vacated shaft.



| REVENUE | Budget To-Date | Act & Enc | Balance | 2025 Budget | 2026 | 2027 | 2028 | 2029 | Future | Total |
|--------------|----------------|---------------|---------------|----------------|------|------|------|------|--------|----------------|
| Bonds - GO | 31,500 | 20,616 | 10,884 | 200,000 | | | | | | 231,500 |
| Total | 31,500 | 20,616 | 10,884 | 200,000 | | | | | | 231,500 |

| EXPENSE | Budget To-Date | Act & Enc | Balance | 2025 Budget | 2026 | 2027 | 2028 | 2029 | Future | Total |
|--------------|----------------|---------------|---------------|----------------|------|------|------|------|--------|----------------|
| Construction | 31,500 | 20,616 | 10,884 | 200,000 | | | | | | 231,500 |
| Total | 31,500 | 20,616 | 10,884 | 200,000 | | | | | | 231,500 |

| | |
|--|---------------------------------|
| Project Name: 1008703 MBC Elevator 12 Removal | Funding Start: 2023 |
| Major Program: Operations | Funding Completion: 2025 |
| Department: Municipal Building Commission | |

| Current Year's CIP Process Summary | Budget To-Date | 2025 Budget | 2026 | 2027 | 2028 | 2029 | Future | Total |
|------------------------------------|----------------|-------------|------|------|------|------|--------|---------|
| Department Requested | 31,500 | 200,000 | | | | | | 231,500 |
| Administrator Proposed | 31,500 | 200,000 | | | | | | 231,500 |
| CBTF Recommended | 31,500 | 200,000 | | | | | | 231,500 |
| Board Approved Final | 31,500 | 200,000 | | | | | | 231,500 |

| | |
|---|---|
| <p>Scheduling Milestones (major phases only):</p> <p>Scoping/Pre-Design: January 2023 (Complete) Design: April 2023 (Complete) Procurement: January 2025 Construction: April 2025 Completion: September 2025</p> | <p>Board Resolutions / Supplemental Information:</p> <p>This project will remove antiquated equipment completely, and create more usable space that requires far less maintenance. The project cost is lower to build back the space than it is to modernize.</p> <p>Van Deusen and Associates was commissioned by the MBC to do a building wide elevator study in 2016 with an updated review of Elevators 12 completed in 2020 and this report is available upon request.</p> <p>The cost breakdown depicts only the County's share of the overall project; total project costs are shared 50/50 with the City of Minneapolis.</p> |
| <p>Project's Effect on the Operating Budget:</p> <p>The annual cost savings from eliminating the equipment will be significant. To modernize a rarely used elevator will add needless maintenance and energy costs to the buildings operating budget.</p> | |
| <p>Project's Effect on County Priorities:</p> <p>Climate Action: Sustainable design elements to be incorporated to align with County's Climate Action Plan.</p> <p>Disparity Reduction: Small business hiring goals for consultants and contractors to align with County's priority to reduce disparities.</p> | |
| <p>Changes from Prior CIP:</p> <p>The 2025 estimate has increased by \$200,000 over the 2024-2028 approved budget as the scope of this project is now fully defined and there is now a plan to move ahead with the removal of elevator 12.</p> | |

| Last Year's CIP Process Summary | Budget To-Date | 2024 | 2025 | 2026 | 2027 | 2028 | Future | Total |
|---------------------------------|----------------|---------|------|------|------|------|--------|---------|
| Department Requested | 31,500 | 489,500 | | | | | | 521,000 |
| Administrator Proposed | 31,500 | 165,000 | | | | | | 196,500 |
| CBTF Recommended | 31,500 | 165,000 | | | | | | 196,500 |
| Board Approved Final | 31,500 | | | | | | | 31,500 |

Project Name: 1010917 MBC Electrical Bus-Ducts Replacement
Major Program: Operations
Department: Municipal Building Commission

Funding Start: 2026
Funding Completion: 2027

Summary:

This project, located at the City Hall / Courthouse, at 350 S 5th Street in Minneapolis, Minnesota, will replace the electrical bus-ducts throughout the building.

Purpose & Description:

The purpose of the project is updating the bus-duct over to a standard conduit system. This will allow the building to remain operational while the installation is performed. After the new piping is installed, the existing bus-duct will be removed. The Municipal Building Commission has included the bus-duct upgrades to construction activities over the past year, and this project will address the remaining areas. This project will span nearly every area of the building, apart from the 3rd floor, mezzanine, and other select areas where recent projects were completed.



| REVENUE | Budget To-Date | Act & Enc | Balance | 2025 Budget | 2026 | 2027 | 2028 | 2029 | Future | Total |
|--------------|----------------|-----------|---------|-------------|---------------|------------------|------|------|--------|------------------|
| Bonds - GO | | | | | 37,500 | 1,750,000 | | | | 1,787,500 |
| Total | | | | | 37,500 | 1,750,000 | | | | 1,787,500 |

| EXPENSE | Budget To-Date | Act & Enc | Balance | 2025 Budget | 2026 | 2027 | 2028 | 2029 | Future | Total |
|--------------|----------------|-----------|---------|-------------|---------------|------------------|------|------|--------|------------------|
| Construction | | | | | | 1,750,000 | | | | 1,750,000 |
| Consulting | | | | | 37,500 | | | | | 37,500 |
| Total | | | | | 37,500 | 1,750,000 | | | | 1,787,500 |

| | |
|---|---------------------------------|
| Project Name: 1010917 MBC Electrical Bus-Ducts Replacement | Funding Start: 2026 |
| Major Program: Operations | Funding Completion: 2027 |
| Department: Municipal Building Commission | |

| Current Year's CIP Process Summary | Budget To-Date | 2025 Budget | 2026 | 2027 | 2028 | 2029 | Future | Total |
|------------------------------------|----------------|-------------|--------|-----------|------|------|--------|-----------|
| Department Requested | | | 37,500 | 1,750,000 | | | | 1,787,500 |
| Administrator Proposed | | | 37,500 | 1,750,000 | | | | 1,787,500 |
| CBTF Recommended | | | 37,500 | 1,750,000 | | | | 1,787,500 |
| Board Approved Final | | | 37,500 | 1,750,000 | | | | 1,787,500 |

Scheduling Milestones (major phases only):

Scoping: January 2026
Design: Completed by September 2026
Procurement: November 2026
New Equipment Lead Time: January-June 2027
Construction: June 2027-June 2028

Project's Effect on the Operating Budget:

Effects on the operating budget cannot be quantified, but reductions to the future operational repair expenses are expected.

Project's Effect on County Priorities:

Life Safety: This building system component is a critical life-safety system for staff and citizens of the county and is paramount in keeping the building in compliance up to code.

Changes from Prior CIP:

This is a new project request. This project will replace the electrical bus-ducts throughout the City Hall.

Board Resolutions / Supplemental Information:

The City Hall/Courthouse Municipal Building is on the National Register of Historic places, and it is an iconic historic landmark for Minneapolis, Hennepin County and Minnesota. Approximately 60 percent of the useable space is occupied by City of Minneapolis offices and the balance by Hennepin County programs.

The cost breakdown depicts only the County's share of the overall project; total project costs are shared 50/50 with the City of Minneapolis.

| Last Year's CIP Process Summary | Budget To-Date | 2024 | 2025 | 2026 | 2027 | 2028 | Future | Total |
|---------------------------------|----------------|------|------|------|------|------|--------|-------|
| Department Requested | | | | | | | | |
| Administrator Proposed | | | | | | | | |
| CBTF Recommended | | | | | | | | |
| Board Approved Final | | | | | | | | |

Project Name: 1010941 MBC ADC Metal Door Frame Replacements
Major Program: Operations
Department: Municipal Building Commission

Funding Start: 2025
Funding Completion: 2026

Summary:

This project, located in the County's Adult Detention Center (ADC) in the City Hall / Courthouse, at 350 S 5th Street in Minneapolis, Minnesota, will replace the metal door frames throughout the ADC.

Purpose & Description:

The purpose of the project is to replace aging metal frames throughout the ADC, due to rust and wear over the years. Currently many door and window frames within the ADC are at the end of their life-cycle. The challenge of the project will be related to the removal and reinstallation of the new frames because they're encased in block walls. MBC staff have been maintaining the frames and associated hardware; however the repairs are short term due to the deteriorated state of the current frames.



| REVENUE | Budget To-Date | Act & Enc | Balance | 2025 Budget | 2026 | 2027 | 2028 | 2029 | Future | Total |
|--------------|----------------|-----------|---------|---------------|------------------|------|------|------|--------|------------------|
| Bonds - GO | | | | 75,000 | 1,500,000 | | | | | 1,575,000 |
| Total | | | | 75,000 | 1,500,000 | | | | | 1,575,000 |
| EXPENSE | Budget To-Date | Act & Enc | Balance | 2025 Budget | 2026 | 2027 | 2028 | 2029 | Future | Total |
| Construction | | | | | 1,287,500 | | | | | 1,287,500 |
| Consulting | | | | 75,000 | 62,500 | | | | | 137,500 |
| Contingency | | | | | 150,000 | | | | | 150,000 |
| Total | | | | 75,000 | 1,500,000 | | | | | 1,575,000 |

| | |
|--|---------------------------------|
| Project Name: 1010941 MBC ADC Metal Door Frame Replacements | Funding Start: 2025 |
| Major Program: Operations | Funding Completion: 2026 |
| Department: Municipal Building Commission | |

| Current Year's CIP Process Summary | Budget To-Date | 2025 Budget | 2026 | 2027 | 2028 | 2029 | Future | Total |
|------------------------------------|----------------|-------------|-----------|------|------|------|--------|-----------|
| Department Requested | | 75,000 | 1,500,000 | | | | | 1,575,000 |
| Administrator Proposed | | 75,000 | 1,500,000 | | | | | 1,575,000 |
| CBTF Recommended | | 75,000 | 1,500,000 | | | | | 1,575,000 |
| Board Approved Final | | 75,000 | 1,500,000 | | | | | 1,575,000 |

| |
|--|
| <p>Scheduling Milestones (major phases only):</p> <p>Scoping: January 2025 Design: Completed by Sept 2025 Procurement: November 2025 Equipment Lead Time: Jan-June 2026 Construction: June 2026-June 2027</p> |
| <p>Project's Effect on the Operating Budget:</p> <p>Effects on the operating budget cannot be quantified, but reductions to the future operational repair expenses are expected.</p> |
| <p>Project's Effect on County Priorities:</p> <p>Safety: The replacement of damaged and deteriorating metal door frames will provide safer spaces for staff and residents.</p> |
| <p>Changes from Prior CIP:</p> <p>This is a new project request. This project will replace the metal door frames throughout the ADC.</p> |

| |
|---|
| <p>Board Resolutions / Supplemental Information:</p> <p>The City Hall/Courthouse Municipal Building is on the National Register of Historic places, and it is an iconic historic landmark for Minneapolis, Hennepin County and Minnesota. Approximately 60 percent of the useable space is occupied by City of Minneapolis offices and the balance by Hennepin County programs.</p> <p>There is no cost sharing with the City of Mineapolis for this project as this work will occur soley in the County's Adult Detention Center on floors 4 & 5.</p> |
|---|

| Last Year's CIP Process Summary | Budget To-Date | 2024 | 2025 | 2026 | 2027 | 2028 | Future | Total |
|---------------------------------|----------------|------|------|------|------|------|--------|-------|
| Department Requested | | | | | | | | |
| Administrator Proposed | | | | | | | | |
| CBTF Recommended | | | | | | | | |
| Board Approved Final | | | | | | | | |

Project Name: 1010942 MBC 5th Street Sidewalk Reconstruction
Major Program: Operations
Department: Municipal Building Commission

Funding Start: 2025
Funding Completion: 2027

Summary:


This project, located at the City Hall / Courthouse, at 350 S 5th Street in Minneapolis, Minnesota, will address the water mitigation issues in the subbasement and tunnel located under the sidewalk.

Purpose & Description:

This project is focused on the preventive maintenance of the exterior on the 5th Street side of the building at City Hall. The sub-basement of the City Hall has several areas of water intrusion, which is impacting the structural steel and original stone foundation. This issue can be found in all areas along the 5th Street (south side) of the building, directly under the sidewalk above.

This project will involve removing the sidewalk along 5th Street, from the corner of 3rd Ave to the corner of 4th Ave. The waterproofing and substrate will be replaced with an upgraded system to keep this issue from returning in the future.

Recent projects (#1000935 MBC Exterior Improvements) have addressed the entire building envelope, while this project will focus on the preservation of the foundation of the building.



| REVENUE | Budget To-Date | Act & Enc | Balance | 2025 Budget | 2026 | 2027 | 2028 | 2029 | Future | Total |
|--------------|----------------|-----------|---------|---------------|------|------------------|------|------|--------|------------------|
| Bonds - GO | | | | 37,500 | | 1,625,000 | | | | 1,662,500 |
| Total | | | | 37,500 | | 1,625,000 | | | | 1,662,500 |

| EXPENSE | Budget To-Date | Act & Enc | Balance | 2025 Budget | 2026 | 2027 | 2028 | 2029 | Future | Total |
|--------------|----------------|-----------|---------|---------------|------|------------------|------|------|--------|------------------|
| Construction | | | | | | 1,625,000 | | | | 1,625,000 |
| Consulting | | | | 37,500 | | | | | | 37,500 |
| Total | | | | 37,500 | | 1,625,000 | | | | 1,662,500 |

| | |
|---|---------------------------------|
| Project Name: 1010942 MBC 5th Street Sidewalk Reconstruction | Funding Start: 2025 |
| Major Program: Operations | Funding Completion: 2027 |
| Department: Municipal Building Commission | |

| Current Year's CIP Process Summary | Budget To-Date | 2025 Budget | 2026 | 2027 | 2028 | 2029 | Future | Total |
|------------------------------------|----------------|-------------|------|-----------|------|------|--------|-----------|
| Department Requested | | 37,500 | | 1,625,000 | | | | 1,662,500 |
| Administrator Proposed | | 37,500 | | 1,625,000 | | | | 1,662,500 |
| CBTF Recommended | | 37,500 | | 1,625,000 | | | | 1,662,500 |
| Board Approved Final | | 37,500 | | 1,625,000 | | | | 1,662,500 |

Scheduling Milestones (major phases only):
 Initial funding will focus on fully defining the scope of the project.

Scoping: January 2025
 Design: Completed by Oct 2025
 Procurement: January 2027
 Construction: Mar 2027-Dec 2027

Board Resolutions / Supplemental Information:

The City Hall/Courthouse Municipal Building is on the National Register of Historic places, and it is an iconic historic landmark for Minneapolis, Hennepin County and Minnesota. Approximately 60 percent of the useable space is occupied by City of Minneapolis offices and the balance by Hennepin County programs.

The cost breakdown depicts only the County's share of the overall project; total project costs are shared 50/50 with the City of Minneapolis.

Project's Effect on the Operating Budget:

Updated waterproofing and moisture mitigation will preserve the structural integrity of the building, which will remove the need for additional maintenance costs.

Project's Effect on County Priorities:

Life Safety: Water intrusion is a critical issue for the structural integrity of the building and is paramount in keeping the building in compliance and up to code.

Changes from Prior CIP:

This is a new project request. This project will address the water mitigation issues in the sub-basement and tunnel located under the sidewalk of the City Hall.

| Last Year's CIP Process Summary | Budget To-Date | 2024 | 2025 | 2026 | 2027 | 2028 | Future | Total |
|---------------------------------|----------------|------|------|------|------|------|--------|-------|
| Department Requested | | | | | | | | |
| Administrator Proposed | | | | | | | | |
| CBTF Recommended | | | | | | | | |
| Board Approved Final | | | | | | | | |

Capital Budgeting Task Force

Annual Report

Including
2025 Capital Budget and
2025-2029 Capital Improvement Program
Recommendations

presented to the
Hennepin County Board of Commissioners

October 23, 2024

HENNEPIN COUNTY

MINNESOTA

October 23, 2024

Board of County Commissioners
Hennepin County Government Center
Minneapolis, Minnesota 55487

Honorable Board Members:

It is my pleasure to submit to you the Annual Report of the Capital Budgeting Task Force (CBTF) containing the activities, principles, and recommendations of the CBTF concerning the 2025-2029 Capital Improvement Program for Hennepin County.

The Capital Budgeting Task Force devoted a considerable amount of time to its extensive review of the capital projects requested by county departments. The CBTF endeavored in its deliberations to recommend a property tax level for capital improvements and debt service which is within county guidelines and limits pertaining to county bonding over the 2025-2029 period. In my remarks to the Administration, Libraries and Budget Committee, I will provide some general themes and our concerns with some components of the capital improvement program.

On behalf of the Capital Budgeting Task Force, I would like to thank the County Board for the ongoing support extended to our Task Force. It is a distinct pleasure for the CBTF membership to be of assistance to the County Board in this significant aspect of county government.

Respectfully,



Susan Carlson-Weinberg, Chair
Capital Budgeting Task Force Committee

Hennepin County Office of Budget & Finance

A-23 Government Center, 300 South Sixth Street, Minneapolis, MN 55487
Mail Code: 231 | 612-348-5125 | hennepin.us



TABLE OF CONTENTS

| | | |
|------|---|----|
| I. | CBTF Membership | 2 |
| II. | Summary of activities during 2024 | 3 |
| III. | Role and Responsibility in the capital budget process | 4 |
| IV. | General approach to capital improvements: | 5 |
| | a. CBTF Principles | |
| | i. Revenues | |
| | ii. Expenditures | |
| | iii. Other Factors | |
| | b. Capital Project Evaluation Criteria | |
| V. | 2025-2029 Capital Improvement Program commentary | 16 |

I. CBTF Membership

| CBTF Member | Date Appointed | Expires | District | Appointment |
|-------------------------------|-----------------------|----------------|-----------------|--------------------|
| Susan Carlson Weinberg, chair | 12/1/01 | N/A | 1 | J. Lunde |
| Elise Wehrman | 6/17/24 | N/A | 2 | I. Fernando |
| Vacant | | N/A | 3 | M. Greene |
| Devin Driscoll | 3/4/24 | N/A | 4 | A. Conley |
| Jill Joseph | 5/1/17 | N/A | 5 | D. Goettel |
| Carolyn Jackson | 5/16/22 | N/A | 6 | H. Edelson |
| Tim McNeil | 4/5/24 | N/A | 7 | K. Anderson |
| Greg Sticha | 2/22/18 | 12/31/25 | all | At-Large |
| Heidi Hamilton | 2/22/18 | 12/31/25 | all | At-Large |
| Nathan Rich | 2/18/20 | 12/31/27 | all | At-Large |
| Brindalyn Foster | 6/25/24 | 12/31/27 | all | At-Large |

| County Staff | Phone | Email |
|---------------------|--------------|--|
| Joe Mathews | 612-543-1209 | Joe.Mathews@hennepin.us |
| Adam Sobiech | 612-348-3172 | Adam.Sobiech@hennepin.us |
| Charlean Albright | 612-348-8623 | Charlean.Albright@hennepin.us |

II. Summary of Activities

| Meeting Date | Location & Agenda |
|------------------------|---|
| May 20, 2024 | Meeting at Southdale Library Welcome and introductions, 2023 results, 2024 outlook, 2025 operating instructions CBTF goals and principles, New 2025 capital projects, Project updates Tour: Southdale Library |
| June 3, 2024 | Meeting at Target Field Station (Bus Tour) Blue Line LRT Extension Various BRT multimodal / Road-Bridge projects Tour: Webber Park Library |
| June 10, 2024 | Meeting at 1256 Building Housing & Economic Development / Human Services / Medical Center Debt Forecast for Dept requested 2025 - 2029 CIP Tour: North Minneapolis Wellness Center (NorthPoint) |
| June 24, 2024 | Meeting at 625 Building Presentations by: Transit & Mobility / Environment & Energy / Transportation Facilities / Roads & Bridges Bus tour: Catholic Charities Endeavors & Avivo Village |
| July 15, 2024 | Meeting at Human Services Building Presentations by: District Court / Sheriff's Office / Community Corrections & Rehabilitation Tours: Juvenile Justice & Detention Centers / HSB / Crime Lab |
| July 29, 2024 | Meeting at 625 Building Facility Services / Information Technology / Municipal Building Commission / Library Review CBTF Goals and Principles, Wrap up outstanding items |
| August 19, 2024 | Meeting at 625 Building County Administrator's Proposed Budget / CBTF Deliberations |
| August 26, 2024 | Meeting at 625 Building CBTF Deliberations / Wrap up |

CBTF Annual Report

Capital Budgeting Task Force

III. Role and Responsibility in the Capital Budget Process

The Capital Budgeting Task Force (CBTF) was established by County Board Resolution in 1973. It has the responsibility of reviewing county departments' capital project requests and making recommendations concerning those requests to the County Board of Commissioners. The Task Force, known as the CBTF, consists of eleven citizens who reside in various communities within Hennepin County. Each of the seven county commissioners appoints one member. The remaining four members are appointed by a majority of the commissioners and serve at-large for four-year terms.

The task force meets about 10 times annually concentrated mostly between May and September. Its activities include familiarization with the county's capital assets and reviewing departments' capital project requests to improve, replace or acquire new assets. The final product is a set of recommendations to the County Board regarding an annual capital budget and a five-year capital improvement program. The CBTF's orientation is primarily toward the long-range implications of capital projects. They evaluate the county's capital needs with a goal of maintaining a minimum, but sufficient capital program which does not exceed the amount of revenues which will be available to fund capital projects.

Capital budget instructions are sent to Hennepin County departments in February. The departments' capital project requests are first reviewed by County Administration for content and programmatic value.

The project requests are then submitted to the Capital Budgeting Task Force, which reviews them to arrive at its recommendations to the County Board of Commissioners. After reviewing the CBTF's recommendations, the County Board adopts a capital budget for the ensuing year and a five-year capital program for long-range planning purposes.

This report includes the CBTF membership, activities, and recommendations for the County's five-year capital improvement program, together with the principles that guide the county's capital budget process.

IV. General Approach to Capital Improvements (as of August 1, 2024)

Since its beginning in 1973, the Capital Budgeting Task Force has established a number of principles and evaluation criteria which have served as a basis for recommendations to the Hennepin County Board of Commissioners concerning capital improvements. These principles and criteria, as updated each year, are presented below:

A. CBTF Principles

Given competing demands for funds, the primary budgetary responsibility of the Hennepin County Board of Commissioners is to establish expenditure priorities to carry out the various program and service responsibilities of Hennepin County. Acting as an advisory committee, the primary responsibility of the Capital Budgeting Task Force is to make recommendations to the County Board regarding priorities for capital improvement projects. As determined by the County Board, the CBTF reviews all capital projects relating to all county departments. Currently, the CBTF does not review the projects overseen and fully funded by other governmental entities [e.g. the Housing & Redevelopment Authority (HRA), or Regional Railroad Authority (RRA)] but does review the projects of Hennepin Healthcare System, Inc. (HHS/Medical Center), although projects that are directly funded through the HHS/Medical Center Operating Budget are not reviewed by the CBTF.

Over the years, it has become apparent to CBTF members that capital improvements as defined and requested by county departments exceed the county's ability to finance them within the time period desired. In addition, the ongoing operating

implications of capital projects are often not fully defined or known by departments. As a result, there is a continuing need to establish capital improvement priorities within the context of long-range revenue and expenditure considerations as well as other factors which affect the long-term needs and plans of the county. The following principles have guided the CBTF's review of capital improvements over the years:

1. Revenues

Hennepin County utilizes various types of revenues to finance its capital improvement program: (a) property taxes, (b) bonded indebtedness, (c) dedicated funds, (d) revenues from the sale of real properties, and (e) enterprise fund revenues. The CBTF also has evaluated (f) alternative revenue sources to finance the capital program.

(a) Property Taxes

The Capital Budgeting Task Force considers the property tax to be an important determinant of the scope and size of the county's capital improvement program. Property taxes may be used to finance a project totally or may be used in concert with other revenues. This revenue is programmed for those capital improvements which are not logical candidates for any other revenue source.

Regardless of which projects are funded with property taxes, the amount of property taxes levied or to be levied is considered by the CBTF to be a significant factor influencing the establishment of the capital improvement program. The CBTF believes that the county needs to maintain a minimum level of property tax support to prudently fund capital projects which are not logical candidates for other financing.

The CBTF has adopted the following specific principles regarding property taxes:

That the property tax levy for capital improvements should be maintained at a relatively consistent level from year to year. If movement of the levy either upward or downward becomes necessary, it should be done gradually.

A relatively stable property tax levy for capital improvements will not necessarily result in a stable annual expenditure level for capital improvements. As noted below, the availability of other revenues, many of which are dedicated to specific types or groups of projects, will determine the total expenditure level for the annual capital program. It is because of this fluctuation in non-property tax revenues that the CBTF believes a relatively stable property tax approach is preferable to a stable expenditure approach:

When considering a consistent capital improvement property tax levy, the county should consider the property tax requirements for debt retirements as well as for capital projects.

The property taxes for the county's total capital improvement program should also consider the property taxes required to finance the debt service on general obligation bonds previously issued for capital projects, as well as for those projects in the current program that are proposed to be funded by general obligation bonds. Only in this manner is the total property tax requirement for capital improvements accurately reflected.

The Capital Budgeting Task Force believes that continuing the property tax levy for capital improvements at a minimum, yet relatively stable level, will aid in planning capital improvements in subsequent years. This approach will also help to avoid a natural tendency to ignore the long-range capital needs of the county in order to gain short-term benefits of lower property taxes for one year. Not only is such an approach disruptive to long-range planning, but it is short-sighted in terms of fulfilling the county's obligations to its citizens in the future.

(b) Bonded Indebtedness

The county has authority to issue debt for general capital purposes subject to certain conditions and limitations. The county's capital improvement program must include consideration of many of the same factors that make up the CBTF's principles and evaluation criteria.

The CBTF believes it is important that the county use prudence in the issuance of debt for capital projects. The CBTF believes the county should issue debt in accordance with the following principles:

The county should issue debt only for major capital projects and not try to finance the entire capital program with debt.

- Bonds should not be used to fund operations. A capital project is defined as a capital outlay typically greater than \$1 million, but may be as small as \$150,000, for the acquisition, construction, or improvement of long-term assets or infrastructure.

- Bonds should not be used to fund any project whose expected life does not exceed the maturity on the bonds.

The county should balance debt issuance; considering intergenerational equity (understanding the extent to which capital projects affect future generations), current and future property tax impacts, bond interest rates and capital needs.

The county should utilize bond financing to align the burden of cost with the beneficiaries of the asset investment.

The county should always reserve sufficient countywide bonding authority remaining after approval of each five-year capital program to always be able to address contingencies and unforeseen additions to the capital program.

The CBTF has consistently recommended that the county's total tax burden for capital (including debt service) be as level as possible. Issuance of bonds allows the county to even out the property tax load while addressing current significant capital needs.

However, the task force believes that the county should balance debt issuance with current property taxes to address capital needs in a manner which best serves future property taxpayers as well as current property taxpayers. Debt issuance has future property tax implications which must be factored into the capital financing equation. As discussed above, the CBTF's property tax principles include consideration of increases and decreases in the

county debt service requirements in an attempt to level out the property tax for capital improvements.

The county should maintain its debt management planning which includes a strong financial framework and preserves the county's triple A bond rating.

The CBTF is confident the county can accommodate some debt and still retain its high credit rating. However, the task force believes this high credit rating is of such importance that it should be maintained at all costs. Prudent debt management planning developed around the key variables used by the major rating agencies should be utilized by the county to preserve the county's credit rating. The county should maintain an awareness of the total debt of the county as well as that of overlapping and underlying taxing districts.

The county should approve capital improvement plans and issue debt consistent with the following County Board approved guidelines:

- The overall calculated general obligation debt service levy should not exceed 15% of the total annual property tax levy of the County.
- The total amount of outstanding general obligation debt should not exceed \$800 per capita (2009 figure, adjusted for inflation thereafter; 2023 per capita amount is \$1,168).
- The total amount of outstanding general obligation debt supported by property tax should not exceed .65% of the Estimated Market Value of the county.

(c) Dedicated Revenues

It is important to note that, of the revenues available for capital improvements, certain types of revenue have a significant impact on the nature and type of capital improvements the county undertakes. A substantial portion of the revenue available for capital improvement projects is dedicated to a specific type of project or group of projects. Of greatest significance in this regard are revenues available for financing county transportation projects including federal, state, transportation sales & use tax and wheelage taxes. The CBTF believes that:

The county should maximize utilization of all revenue sources dedicated for capital improvements including federal, state, transportation sales & use tax and wheelage taxes before programming general revenue sources.

While these dedicated revenues carry with them numerous constraints, the CBTF believes that any prioritization of capital projects within the capital improvement program, must take these constraints into account. Further, the CBTF believes that the use of such revenue sources should be maximized even if, in so doing, projects must be accelerated or delayed to secure such funds. In addition, the CBTF believes that the county should have contingency plans, especially in times of recession, to make use of any additional federal, state, or other funds which may become available as a result of new programs. The CBTF does not believe, however, that new capital projects should be developed merely to take advantage of such funds.

(d) Sale/Lease of Surplus Real Properties

The CBTF believes that the county should exercise proper caution in disposing of valuable properties to ensure that future county needs are considered. The CBTF is also concerned that the county is not forced to sell property at inopportune times merely to balance the current year's operating budget. The CBTF believes that if properties are to be sold or leased, the proceeds from such sales and leases should be dedicated for capital projects because the properties being sold or leased were originally purchased from the county's capital funds:

Generally, revenues derived from the sale or lease of county real properties should be dedicated to the Capital Improvement Program and programmed after receipt by the county.

The CBTF believes that conservative inclusion of property sale revenues as part of the five-year capital program increases the flexibility of the county regarding when the properties are to be sold or leased while supplying a needed non-property tax revenue source to support the capital program.

(e) Enterprise and Internal Fund Revenues

Some county departments generate revenue while providing services and conducting business. Although some front-end financing may be prudent, the CBTF believes that, to the extent feasible and practicable, these enterprises should finance their capital needs, including initial construction, additions and renovations, with program generated revenue.

The CBTF recommendations included in this Capital Budget and Capital Improvement Program are predicated on the condition that the county's enterprise operations will generate sufficient revenue to finance their own projects to the extent feasible and practicable.

Hennepin Healthcare System (HHS)

As of January 1, 2007, the Hennepin Healthcare System (HHS) corporation board oversees the operations of the medical center. The operating and capital budgets for HHS are reviewed and approved by the County Board. In addition, the debt issued to finance capital improvements for the hospital is issued by Hennepin County. As a result, the Capital Budgeting Task Force reviews the medical center's proposed capital projects that include bonding, and approved projects are included in the county's five-year capital improvement program.

Given the uncertainties in funding streams and other adverse changes in hospital revenues, the CBTF assumes that all bonds issued to finance medical center projects will be general obligation debt of the county, even if that debt is supported by enterprise revenues of the hospital.

(f) Alternative Revenue Sources

In addition to increased authority to issue debt and using the proceeds from the sale of surplus real property, the CBTF believes the county should investigate other non-property tax revenues as they become available. These alternatives may include public/private partnerships, alternative debt instruments in-so-far-as they are prudent, grants and other various donations.

The county should use alternative financing mechanisms only if it can be clearly shown that they are in the best interests of the county.

In summary, the Capital Budgeting Task Force's approach to revenues can be expressed as follows: maximize all non-county revenue sources and utilize whatever revenue sources are available to reduce the property taxes and general obligation debt required for capital projects to a minimum over the long run. Stabilize the property tax levy requirements as much as possible, including the requirements for debt service of county issued bonds. The CBTF believes this approach will provide a minimum but sufficient amount of revenues to finance the county's capital improvement program in the long run.

2. Expenditures

Since it is not feasible to develop a capital improvement program which addresses all project requirements of county departments, the Capital Budgeting Task Force has established evaluation criteria to assist in reviewing capital projects. These criteria are presented in detail in Section B of this report. It should be noted that the criteria as established are not intended to be used as an absolute system to determine a ranking of projects, but rather are used as a guideline to assure that all relevant factors are considered in the development of any recommendations. In addition to establishment of evaluation criteria, the CBTF has developed the following general principles regarding capital improvement expenditures:

Existing Asset Utilization and Maintenance

The Capital Budgeting Task Force believes that existing county infrastructure should be utilized to the fullest extent possible. For the CBTF, this implies a heavy emphasis on maintaining roads and facilities so that they continue to be serviceable throughout their useful life. The CBTF cautions the county against reducing maintenance budgets in order to redirect resources to operating programs and services. Whether the projects are of sufficient magnitude for CBTF involvement or not, the task force believes that maintenance is a high priority and is essential to ensuring full utilization of county assets now and in the future:

The county should maximize utilization of existing assets, including giving a higher priority to maintaining existing assets, over new construction where reasonable.

The CBTF does not believe there should be any “natural rights” of county departments or programs to any assets or portions thereof. For example, the CBTF believes that to maximize utilization of all county facilities, present facilities must be adequately maintained to ensure continued usage for whichever department or service may need to utilize that asset now or in the future. This approach reduces the need to commit the county to new construction or major renovation of other facilities. The present capital assets of the county are very valuable but increase in value only if they are well maintained throughout their useful life. The replacement cost of most of the county’s assets is very high. As a result, preservation of the county’s assets protects the county’s investment and saves money in the long run. However, the county should guard against committing resources to assets that have exceeded their useful life.

Flexibility for the Future

The long-range full utilization of county assets can be enhanced if the investment is completed with as much flexibility for the future as possible. The CBTF believes that:

In order to increase the long-term utilization of county assets, as much flexibility as is consistent with operating efficiency should be planned into all new or renovation projects that the county undertakes.

Because of state, federal and judicial mandates, programmatic and regulatory guidelines, reorganization plans and other factors, Hennepin County government will continue to change in the future. The CBTF believes that the county’s assets should be constructed and maintained in such a manner that future growth and change can be accommodated.

Operating Cost Implications

With integrated operating and capital budget preparation cycles, the CBTF expects that future operating cost implications of capital projects be delineated:

The operating cost implications of all capital projects must be identified by county departments and the priority given to those which will result in a reduction in operating costs where feasible.

Many capital improvements proposed by county departments will require additional operating expenditures, while others may reduce operating costs. The CBTF believes that sound financial planning demands that operating cost implications be considered prior to approval of any capital improvement program.

Inflation and Capital Cost Control

Because the capital improvement program plans expenditures and revenues up to five years into the future, the CBTF has found it useful to estimate inflation rates for capital projects. Although the inflation estimates used in the capital improvement program will probably not prove correct, it is nevertheless important that the impact of inflation be explicitly recognized. As the inflationary experience changes, the inflation estimates can be revised on an annual basis. The CBTF believes that:

Inflation factors for all projects in the capital program should be considered each year and appropriate adjustments made to all project estimates.

Whether caused by inflation, poor cost estimating practices or changes in project scope, capital project budgets have, on occasion, experienced significant cost overruns. The CBTF believes that project budgets, once established, should be closely adhered to and only revised after careful consideration of alternatives.

The extent to which capital project costs can be accurately estimated is dependent upon a given department's ability to clearly and comprehensively describe the requested project's scope and program requirements. The CBTF is very supportive of the capital planning process and encourages taking the time required to conduct the necessary preliminary planning activities for capital projects. As such, the CBTF supports early identification of capital projects and believes that:

Except in extenuating circumstances, the CBTF will not generally recommend implementation of a project in the first year of the five-year program during which it is requested.

This approach will permit a preliminary concept review of proposed capital projects by the CBTF with subsequent opportunity for further project planning activities to be carried out prior to final CBTF consideration of project implementation. It is felt that reviewing and recommending approval of capital projects in this manner will increase the likelihood of obtaining reliable cost figures.

In summary, the general approach of the CBTF to capital project expenditures is to evaluate the project's impact on the department's operating costs as well as the extent to which the investment contributes to full utilization of county assets not only at the present time, but also in the future. The CBTF is concerned about the impact of inflation on capital projects and programming and believes that proper inclusion of inflation factors will help eliminate project cost overruns. Additional information is presented in the project evaluation criteria in Section IV-B.

3. Other Factors

In addition to the CBTF principles regarding revenues and expenditures, there are also other areas which the task force has examined over the years and developed positions as follows:

Transportation and Transit

The CBTF believes that: the construction and maintenance of freeway roads are more appropriately the state's responsibility and the county should continue the policy that all future freeway construction be the responsibility of the State of Minnesota. In addition, the CBTF encourages the county to investigate turning back certain county roads to municipalities where feasible and traffic volumes do not justify county involvement.

With respect to mass transit, the CBTF strongly supports continued efforts and investment but encourages the county to carefully evaluate the considerable risks involved with such large investments and work closely with partnering agencies to mitigate and manage that risk.

Further, the CBTF believes that transportation and transit funding by county debt or property taxes should be limited. Nevertheless, the county has increased funding for transportation and transit in part because state and federal highway funding has not kept pace. Along these lines, the CBTF encourages the county and its Regional Railroad Authority to consider county sponsored construction of transit supportive infrastructure; such as Light Rail Transit (LRT) and Bus Rapid Transit (BRT) investments.

Sustainability, Energy Efficiency and Climate Impacts

The CBTF is very supportive of the county's initiatives regarding sustainability, energy efficiency and the goals as laid out in the Climate Action Plan, which the County Board approved in May 2021.

In determining the level and extent of funding these initiatives, the CBTF believes that priorities must be established, and realistic

pay-back periods realized. As such, the CBTF strongly supports the expenditure of capital funds to carry out such measures. Therefore, the CBTF has established the following guidelines:

The county should pursue capital project opportunities consistent with the Climate Action Plan. However, the county should not make capital expenditures without considering pay-back periods, the expected life of the asset, and an evaluation of climate threats. The evaluation should include measures to mitigate said threats and an assessment of the asset's climate resiliency and whether the asset improvements result in a net increase or decrease in greenhouse gas emissions.

The CBTF will be reviewing climate impacting projects on an annual basis and will favorably consider funding those projects which are consistent with these guidelines.

Disparity Reduction

The CBTF supports the county's efforts to reduce disparities across the county. As such, the CBTF views capital projects that address disparities consistent with the goals of the county to be a higher priority than similar investments that do not impact recognized disparities.

Consultant Costs

Consultant studies that are included in the capital program should be related to specific capital project requests involving space or architectural and engineering issues and be undertaken only when there is a reasonable likelihood that the capital project to which it is related will be initiated within close time-proximity to the completion of the study.

The county should include in the capital program only those consultant studies that relate to capital projects and space issues likely to be initiated or addressed within close time-proximity to the completion of the study.

Based on these principles and the evaluation criteria presented below, the Capital Budgeting Task Force reviewed and is recommending the Capital Improvement Program which is presented in Section V of this Report.

B. Capital Project Evaluation Criteria

The following criteria have been used by the Capital Budgeting Task Force over the years to evaluate capital projects. The criteria are not used by the CBTF as an absolute grading system to determine the ranking of projects but rather as a guideline to ensure that the relevant factors to be considered are addressed in any recommendation on capital projects.

- 1. Policy and Program Objectives** – relating to county policy generally and to the objective of the major program, sub-program and activity as stated in the annual Hennepin County budget:
 - Is the project considerate of other county functions, particularly in terms of co-locational factors?
 - Are there non-capital alternatives to the project that would also assure program continuity?

- Is it possible to defer the project to a later date without adversely affecting the program?
- Is the project an integral part of an overall plan to accomplish program and county priorities?
- Will it increase the availability of service to populations currently underserved or unserved?

- 2. Financing** – funding sources and financing methods:

- What are the proposed funding sources?
- Is the funding source secure?
- Have aid monies been applied for?
- Are they subject to adjustment or cancellation?
- Is the project a candidate for bonding, consistent with CBTF principles?

- 3. Project Cost** – relation of cost to similar projects or building types and to other responsibilities of program provision:

- Does the cost appear reasonable as compared to projects of a similar nature?
- Are site acquisition costs adequately reflected?
- How does the request compare to potential alternatives?
- What alternatives have been explored and what are the cost and effectiveness of these alternatives compared with the requested solution?

4. Operational Cost – long range commitment to maintain the facility and program:

- What costs are associated with the project for maintenance, staffing patterns, energy utilization and accessibility?
- Have the identified operating costs been included in the project request?
- How do these costs compare to existing program operation?
- How do these costs compare to total departmental operational costs?
- Are cost/benefit factors applicable?
- What does the benefit imply?

5. Time Frame – scheduled initiation and completion to meet policy and program objectives:

- Is start-time realistic in view of project status and magnitude?
- Is time frame essential to interface with other committed projects?
- Are these projects approved for execution?
- Do they represent a joint or cooperative effort with other service delivery agencies?
- Do these projects involve public and/or private developments?

6. Economic, Cultural and Environmental – consideration of economies in timing, resource conservation, needs and perspectives of all

generations, impact on area development and cultural and physical environment:

- Would the project aid the general economic condition of the area?
- Would it serve to generate additional reinvestment or renewal?
- Would this activity be private as well as public?
- To what extent could the project also benefit from a favorable bidding climate?
- Are costs for any unique structural or equipment requirement expected to rise faster than normally expected inflation?
- Does the project possess particular recreational, historical or social benefit?

7. Life Safety / Code Compliance – relation to the protection of life and property:

- Does the project meet all appropriate building, housing, fire prevention and zoning codes?
- Is the project proposed to alleviate unsafe conditions for existing highways/facilities?
- Does the project properly consider the safety and security of employees and visitors?
- Is it prompted by legal requirements for safety standards (fire prevention, building codes, Americans with Disabilities Act, OSHA, etc.)?

8. Intergovernmental Relations –

cooperation with other service delivery agencies:

- Is the project in harmony with development and service delivery policies of the municipality, Metropolitan Council and State of Minnesota?
- Does the project contribute to local government cooperation and mutual support?
- Are there any possibilities for joint usage or cooperating with other counties, municipalities, or other units of government?

9. Project Support - Is there specific support for or opposition to the project:

- Is it from community organizations, special interest groups, individuals?
- Does it come officially from an affected unit of government?
- Is it representative of the general public?

10. Legal Obligations – A legal obligation is understood to mean a valid written agreement or contract to perform a service for the county.

- Has the county entered into a binding legal contract or agreement for construction of the project?
- Is it likely the county will enter into a binding legal contract for construction of the project by the end of the current year which will obligate future year budget authority?
- Are there any options open to the county to delay or terminate the contract and if so, what are the financial consequences?

CBTF Annual Report

Capital Budgeting Task Force

V. 2025-2029 Capital Improvement Program Commentary

Presentation of the 2025 Capital Budget and
2025-2029 Capital Improvement Program
to the Administration, Libraries and Budget Committee

Susan Carlson Weinberg, Chair
12:00 PM October 23, 2024

Good afternoon, Chair Goettel and Commissioners:
I'm Susan Carlson Weinberg, CBTF chair, serving on behalf of
Commissioner Lunde (Dist. 1).

Thank you for having the Capital Budgeting Task Force here today.
I'll be presenting the task force's recommended 2025 Capital
Budget and 2025-2029 Capital Improvement Program.

As you may know, the CBTF was formally established by County
Board Resolution in 1973 and has been active since that date,
annually reviewing county departments' capital project requests
and making recommendations concerning those requests to you,

the County Board of Commissioners. The Task Force consists of
eleven county residents. Each commissioner appoints one
member and the other four members are selected by the board as
a whole, and serve at-large, four-year terms.

Our four at-large members are:

- Greg Sticha,
- Heidi Hamilton,
- Nathan Rich, and
- Brindalyn Foster

Our commissioner appointed members are:

1. Susan Carson Weinberg
serving on behalf of Comm. Lunde (Dist. 1)
2. Elise Wehrman
serving on behalf of Comm. Fernando (Dist. 2)
3. Vacant
serving on behalf of Comm. Greene (Dist. 3)
4. Devin Driscoll
serving on behalf of Comm. Conley (Dist. 4)
5. Jill Joseph
serving on behalf of Comm. Goettel (Dist. 5)
6. Carolyn Jackson
serving on behalf of Comm. Edelson (Dist. 6)
7. Tim McNeil
serving on behalf of Comm. Anderson (Dist. 7)

This year, we added four new members, with our only remaining vacancy being in district 3. I want you to know that the Capital Budgeting Task Force is fortunate to have such engaged members with thoughtful questions and a diversity of opinions who actively participate in the discussions and deliberations leading up to the recommendations that I am presenting today.

We are confident that the five-year capital improvement program we are recommending was carefully considered, will adequately maintain and invest in the county's physical infrastructure, and does not exceed the amount of revenues available to fund those investments.

This year, we continued to meet in person, pairing many of our sessions of project presentations and discussions with a facility tour. Over the course of four months, we met eight times, touring

a number of County facilities where departments are requesting funding in this 2025 Capital Improvement Program or have seen significant capital investments in recent years.

Tours included:

- A look at the brand new NorthPoint Health & Wellness Center.
- Select spaces at the Southdale Library, Juvenile Justice Center, Juvenile Detention Center and Crime Lab.
- Housing projects at Avivo Village and Catholic Charities Endeavors. Although these facilities are not County-owned locations, the County has contributed substantial amounts of funding towards the construction and/or operation of these critical facilities, which support the county's goals responding to homelessness. Additionally, these tours gave the task force an opportunity to learn about key County initiatives around housing stability and ending chronic homelessness, and lastly;
- The proposed Blue Line Extension LRT routing via bus tour, as well as several roads & bridge projects that are impacting North Minneapolis and the northern suburbs.
- Members noted how important touring the county's key facilities is to better understand how services are provided to residents and to familiarize ourselves with the spaces impacted by the capital projects we review, and we look forward to continuing this long-standing tradition.

Before, I get into the specifics of our recommendations, I want to thank County Administrator David Hough for taking the time to join us for most of our meetings. He provided key insights into county board priorities and strategy. Mr. Hough shared a preliminary

concept of his capital plan before we began our budget deliberations, which was useful for us. After we finalized our budget and capital improvement program recommendations, we understand that Mr. Hough reviewed our work, resulting in his agreement with our recommendations on a number of projects. This more collaborative process resulted in our recommendations being nearly identical to the administrator's proposed capital budget and plan. We are very appreciative of his time with us this summer and look forward to similar cooperative efforts in the future.

CBTF members also wish to recognize the county's progress toward disparity reduction, climate action and other key county priorities such as improving housing stability. We appreciate receiving information on these countywide initiatives and priorities which helps us as we review capital project requests. The CBTF is pleased to strongly recommend projects that align with the county's priorities. However, since we focus on capital investments, we do not always hear about strategies in these areas implemented through the various departmental operating budgets.

As we listened to departments present their capital projects this summer, we were very appreciative of the time and thoughtfulness they put into their requests and the time they took to provide additional information we requested and answer our questions. We believe that all of the projects in this capital improvement program are essential to improving the daily lives and experiences of the citizens and staff of the county. However, the CBTF has become increasingly concerned with the County's ability to fund all of these important projects while staying within the Board approved debt guidelines, knowing that some large capital

investments will be needed in the future.

Moving on to the specifics of our CBTF recommended 2025 Capital Budget and 2025-2029 Capital Improvement Program

I will start with some comparisons to the department budget amounts for requested projects. The detail is available in our report, Section I: Budget Summary; starting on page 55. Departments requested just under \$600 million in 2025 project funding. This is over \$150 million more than your \$342 million board approved 2024 capital budget; and is over \$100 million more than the amount that had been planned for 2025, when you approved the 2024-2028 five-year plan last year.

We are recommending a 2025 capital budget of \$463 million, which is a \$135 million reduction from what was requested by departments, and \$121 million more than the approved 2024 capital budget. You can review the project-by-project detail of our recommended 2025 capital budget in Section I, pages 56 through 64.

With respect to the Property Tax requirement, we are recommending funding of \$902,000. Regarding general obligation bonds, we are recommending \$215 million in budget authority, which is a \$120 million reduction from the amount originally requested by departments, and \$20 million more than the approved 2024 capital budget. The property tax supported portion of general obligation bonding is \$200 million and is in-line with last year's amount of \$194 million. This generally keeps the County within its debt guidelines.

If there are no questions for me at this point, I will have Mr. Adam Sobiech, the county's Capital Budget Manager, provide more detail regarding our bond financing recommendations with respect to your debt and debt service guidelines.

(Adam explains the debt and debt service forecasts to the Board)

Thank you, Adam. Now I would like to take a few minutes to provide some commentary from our CBTF project deliberations.

For the Public Works Roads & Bridges area...

We are pleased to hear that both new revenues, and increases in existing revenues, are reducing the pressure on debt issuance to support the road and bridges program. Staff have already made a number of changes to their requested roads and bridges capital program to reflect the new revenues being received from the new Metro Transportation sales tax as well as additional state and federal aid for certain projects. We fully support these changes and have included them in our budget recommendations. Overall, the CBTF strongly supports maintaining our road and bridge infrastructure to avoid shifting additional costs to the capital budget, and encourages the board to closely monitor appropriate system investment.

Last year the Public Works program, along with the Emergency Management department, introduced the CBTF to a new project to expand the Medina Public Works Facility garage. This year we were updated on the planning work that has been done to date. It is evident that a lot has changed over this facility's two decades of service and the future investment in this facility should be carefully considered to continue serving the county into the future. Although this project's full scope still has some questions to be answered,

we are recommending a portion of the requested funding be approved in 2025 to allow staff to continue planning work to fully define what this project will be.

For the Public Works Transit and Mobility Department, which supports the light rail transit projects, the CBTF received an update regarding the METRO Blue Line Extension LRT project, including a bus tour of the proposed routing. We are pleased with the progress being made and applaud the County for ensuring anti-displacement strategies are taken into consideration during the design of this vital project. The CBTF is recommending the full \$100M that was requested in 2025 – all funded by the Hennepin County Transportation Sales Tax. While the County's contribution to this project is not increasing at this time, we are aware that the preliminary cost estimate for the overall project is now in the range of \$3 billion. We anticipate that Federal contributions will increase as well as new sources of funding identified, as there is a considerable amount of additional needed funding yet to be determined.

In the Public Works Environment & Energy department, CBTF members were highly engaged in the conversation around the new Reuse & Recycling Recovery Facility project. Realizing that this project is a large investment and only one piece of a very complex puzzle, members had a number of questions and concerns. The CBTF understands staff, administration and the board are continuing to review strategies and options around waste reduction and waste management. The CBTF is supportive of the project and recommended funding to continue this work in 2025, as we know staff are continuing to work hard to find the right solutions; we look forward to more information on this project next year.

In the Law, Safety and Justice Program areas...

as I mentioned earlier, the CBTF had a very informative tour of the various types of spaces in the Juvenile Justice Center, Juvenile Detention Center, and Sheriff's Crime Lab. Staff did a wonderful job of explaining the function of these facilities and pointing out where investments are needed.

For District Court, we continue to support updates and improvements in our courtrooms to make the court experience professional, effective and comfortable for all parties, as we are very mindful of the cases that are conducted in these spaces. In the past we have advocated for the fast tracking of the Psychological Services Expansion project and are pleased to see that construction will soon begin. The CBTF is in support of the final \$1.1M of funding for this project in 2025. Additionally, work will soon begin on the Government Center Courts Relocations from FJC project. This \$28M project will relocate Family Courts services out of the Family Justice Center and into the Government Center C-Tower. It is our understanding that due to these significant projects currently in progress, the Administrator is proposing to defer a series of new District Court requests in 2025. We also support deferring these projects to allow staff to focus on completing the work that is currently planned.

Regarding Community Corrections & Rehabilitation, we support the ongoing facility investments across the system; particularly the work to preserve and maintain the Men's Adult Correctional Facility (ACF). We are, however, recommending some deferrals of the requested DOCCR capital program. The CBTF is deferring of a portion of the 2025 request for the Juvenile Detention Center Modifications & Improvements project, as we understand a solution to some security concerns is still being determined. We

are also recommending deferral of the new DOCCR Zones of Security Remodeling project so that this work will occur after the completion of the Government Center A-8 & A-11 Remodeling. We recognize that the Zones of Security Remodeling project is the department's lowest priority and spreading this work out will help with the county's bonding capacity.

With respect to the Sheriff's Office requested projects, we continue to support projects underway for the City Hall Jail Medical Unit Expansion and small investments at the Crime Lab for the Forensics Lab Property Room Expansion and Forensics Lab DNA & Firearms Equipment Space Improvements projects. However, the Sheriff's new request of the Forensics Lab Evidence Intake/Release Office Reconfiguration has raised some questions about the future of the Crime Lab in the Forensic Sciences building. During our tour of the Crime Lab, it is apparent that this facility is struggling to accommodate the needed level of Crime Lab services, as caseloads continue to increase creating backlogs and extensive wait times for law enforcement. Additionally, due to state statutes pertaining to evidence storage requirements, the Crime Lab has yet to identify a solution for its perpetual evidence storage needs. Therefore, the CBTF is recommending that this project be reduced to \$500k to allow for initial planning work for a new Intake and Release Office, and to take a wholistic look into the Crime Lab to determine if the Forensic Sciences Building is the right place for this critical county function. Lastly, the CBTF is recommending the Sheriff's City Hall Administrative Space Office Remodeling project be deferred one year. This request was new to the task force this year and there seems to be more pressing needs at this time. Next year, the CBTF would like to receive more information on this project regarding the need and urgency for this work.

Moving on to the Health line of business. For Hennepin Healthcare, often referred to as the medical center, we received a comprehensive update from their leadership regarding the strategic plan for the medical center campus, including a new HHS Parking Ramp Replacement project that will be initially funded using cash and GO bonds that were previously approved for the Purple Parking Ramp project. The CBTF had an active discussion with the medical center team regarding their plan. The anticipated cost of this work gives the task force some pause, as we have yet to see the true cost of a new future in-patient bed tower and the financial impact that it will have on the county. As in prior years, we recommended that the board continue to provide close oversight and guidance on medical center projects due to the significant impact on county residents and county finances.

Additionally, we noticed a new project this year for the Medical Center entitled HHS Space improvements and we learned a major portion of this project was already funded earlier this spring. The CBTF encourages a more long-range planning approach with respect to capital investments, as this project is utilizing \$35 million of general obligation bond funding and has a direct impact on the county's debt forecast. However, we understand in some instances, time is of the essence to get a project funded and underway. Therefore, we are supportive of this project and trust that its timing of funding is a unique situation, not a new norm.

With respect to the Human Services & Public Health program, the CBTF heard from staff about the new Youth Behavioral Health Crisis Stabilization Center project. This project is one of the CBTF's top priorities. This program is highly needed in the community, and it is imperative the County move forward with this project without delay.

In the Resident Services line of business, we received an update regarding the library's strategic facility planning efforts. We appreciate receiving this information and recognize the importance of the day-to-day services that Library staff provide and the function of the library buildings in the community. Although some members of the CBTF are unsure the county currently has libraries in all the right areas to ensure all citizens are served equitably and/or the appropriate number of libraries to serve county residents cost effectively, the CBTF is very appreciative of the data that has been shared by Library leadership. For 2025, we are recommending \$47 million in library system investments, including funds to begin construction on the New Southdale Library. In general, the CBTF supports this recommendation; however, some members wonder if the Southdale Library costs are disproportionate to other library investments. Additionally, the CBTF heard from Library staff about the emerging needs at the Franklin Library location. In concert with advice from library staff and County Administration, the CBTF supports removing the Franklin Library Facility Preservation project from the 2025 CIP, as the need in the community served by this library is far greater than what this building can accommodate. We look forward to staff bringing forward a new solution for this library in a future capital budget.

Within the Operations program, we reviewed requests from the Facility Services department, we continue to strongly recommend the on-going asset preservation work at many county facilities and we are supporting nearly \$67M in 2025 for Facility Services projects. The CBTF has made a few recommendations to defer portions of some newer projects, notably some funding for the 625 Building Window Replacement project and Government Center Ductwork Insulation & Catwalk Assessment project. This will

reduce some pressure on the county's bonding capacity in 2025 while allowing design work to progress next year followed by construction in 2026.

And lastly, the Municipal Building Commission (MBC) projects. As you know, the MBC manages the historic City Hall / Courthouse building with the County and City of Minneapolis splitting funding for these capital investments that affect the building as a whole. Projects solely benefiting a county program in the building, such as specialized work in the Adult Detention Center (ADC), are funded entirely by the county. The CBTF has always been very supportive of the requests of the MBC and we are happy to report that we have heard that our city partners may be supporting their share of these projects in 2025 as well, which will help to continue to maintain and preserve this historic building.

This concludes the departmental and project specific updates that CBTF members wished to note. As I commented earlier, our complete budget and CIP recommendations are included in the CBTF report which has been distributed to you and is posted on the county's website.

In closing, I want to thank Margo Geffen, Brett Bauer, and Christi Duffy from Facility Services for their continuous data analysis and project information; Joe Mathews, Adam Sobiech and Charlean Albright in Budget and Finance for their support of our meetings; assistant county administrators who attended our meetings when projects in their areas were presented; David Hough for his diligent service to the county and support of the task force; and board members, thank YOU, for your continued support of the Capital Budgeting Task Force. At this time, I'm happy to answer any additional questions you may have.

For additional budget information visit:
www.hennepin.us/budgets



This material can be provided in alternative forms. For further information, please call 612-348-5125.

Hennepin County does not discriminate and provides equal access to employment, programs and services without regard to race, color, creed, religion, age, sex (except when sex is a bona fide occupational qualification), disability, marital status, sexual orientation, public assistance status, socio-economic status, education, ethnicity and/or national origin. If you believe you have been discriminated against, contact the Human Resources Department, A-400 Government Center, 300 S. Sixth St., Minneapolis, MN 55487, or call 612-348-2163. (9/09)

 Printed on 30% recycled post-consumer fiber.