

HENNEPIN COUNTY
MINNESOTA

2023 Capital Budget
and
2023 – 2027 Capital Improvement Program



2023 CAPITAL BUDGET

2023 – 2027 Capital Improvement Program

Hennepin County, Minnesota

As approved on December 15, 2022 by the

Hennepin County Board of Commissioners

Jeffrey Lunde, District 1

Irene Fernando, District 2

Chair, Marion Greene, District 3

Angela Conley, District 4

Vice-Chair, Debbie Goettel, District 5

Chris LaTondresse, District 6

Kevin Anderson, District 7

Hennepin County Administrator

David J. Hough

2023 CAPITAL BUDGET AND 2023-2027 CAPITAL IMPROVEMENT PROGRAM

Table of Contents

INTRODUCTION

Letter to Hennepin County Board of Commissioners.....	1
Disparity Reduction, Climate Action and other county priorities in the capital budget	2
Ogranizational structure of Hennepin County.....	3

I. BUDGET SUMMARY

2023 Capital Budget & 2023-2027 CIP Revenues and Expenditures Charts	
Summary of Revenues.....	I-1
Revenues by Project.....	I-2
Projects by Revenue Source.....	I-14
Historic Capital Budget Information - Revenue Sources.....	I-21
Historic Capital Budget Information (charts).....	I-22
Hennepin County Dept Perspective.....	I-23

II. PUBLIC WORKS

Summary of Public Works Projects	II-1
Transportation Roads & Bridges	
2121100 CSAH 2 - Penn Avenue from I-394 to 44th Avenue.....	II-10
2155002 CSAH 3 - Reconstruct Lake St at Hiawatha Ave (TH 55).....	II-12
2168100 CSAH 5 - Reconst Mntka Blvd fr TH 100 to France Ave.....	II-14
2172600 CSAH 5 - Reconst Franklin Ave fr Blaisdell to Chicago Ave.....	II-16
2210900 CSAH 5 - Reconst Franklin Ave fr Lyndale to Blaisdell Ave.....	II-18
2163700 CSAH 9 - Participate in TH 169 Realignment of South Ramps.....	II-20
2172800 CSAH 10 - Bass Lk Rd Improve Bikeway fr CSAH 8 to Xenia.....	II-22
2200800 CSAH 10 - Replace Bridge #91131 over Twin Lake.....	II-24
2174500 CSAH 12 - Stabilize slopes fr Diamond Lake to Vicksburg.....	II-26
2173000 CSAH 17 - France Ave Safety Impr fr American Blvd to 76th St.....	II-28
2200900 CSAH 17 - Replace Bridge #90475 over Nine Mile Creek.....	II-30
2052300 CSAH 22 - Reconst Lyndale Ave fr HCRRA Bridge to Franklin Ave.....	II-32
2181500 CR 26 - Replace Bridge #90627 over Painter Creek.....	II-34
2141100 CSAH 30 - Reconst 93rd Ave N fr Xylon Ave to East of Winnetka.....	II-36
2181600 CSAH 31 - Replace Bridge #90489 over Minnehaha Creek.....	II-38
2191600 CSAH 35 & 52 - Portland and Nicollet Flashing Yellow Arrows.....	II-40
2167301 CSAH 36 & 37- Enhance bicycle facility fr I-35W to Oak St SE.....	II-42

2202200	CSAH 40 - Glenwood Ave ped improvements fr Penn to Bryant.....	II-44
2200700	CSAH 40 - Replace Bridge #94282 over Basset Creek.....	II-46
2191800	CSAH 42 - Pedestrian crossings along 42nd St.....	II-48
2191700	CSAH 50 - Safety Impr Rebecca Park Trl fr Koala to Dogwood.....	II-50
2220800	CSAH 50 - Drainage improvements fr west county line to TH 55.....	II-52
2182000	CSAH 51 - Reconst Sunset fr Northern to Shadywood CSAH 19.....	II-54
2164000	CSAH 52 - Recondition Hennepin Avenue Bridges.....	II-56
2143102	CSAH 52 - Reconst Nicollet Ave fr 89th St to American Blvd.....	II-58
2182100	CSAH 52 - Bikeway facility fr Main St NE to 8th St NE.....	II-60
2120800	CSAH 52 - Reconst Nicollet Ave S fr 77th to 66th St.....	II-62
2201500	CSAH 52 - Nicollet Ave safety improvements at 67th St.....	II-64
2210100	CSAH 52 - Hennepin Ave safety improvements fr 10th to 11th SE.....	II-66
2182800	CSAH 57 - Participate in Humboldt reconst fr 53rd to 57th Ave.....	II-68
2211000	CSAH 66 - Golden Valley Rd safety impr at Noble & Hidden Lks.....	II-70
2167600	CSAH 81 - Replace Bridges #27006, 27007 & 27008 at Lowry.....	II-72
2182300	CSAH 82 - Const multi-use trail fr county line to 2nd St.....	II-74
2161100	CSAH 92 - Participate in MnDOT's CSAH 92 reconst at TH 12.....	II-76
2174900	CSAH 101 - Participate in MG rehab fr 74th Ave to 83rd Ave.....	II-78
2923900	CSAH 103 - Reconst W Broadway fr 85th Ave N to 93rd Ave N.....	II-80
2051400	CSAH 103 - Reconst W Broadway fr Candlewood Dr to CSAH 109.....	II-82
2091103	CSAH 112 - Reconstruct Rd fr CSAH 6 to Willow.....	II-84
2181700	CSAH 121 - Replace Bridge #90617 over Rush Creek.....	II-86
2181800	CSAH 146 - Replace Bridge #90623 over Luce Line Trail.....	II-88
2174100	CSAH 152 - Reconst Osseo Rd fr CSAH 2 (Penn Ave) to 49th Ave.....	II-90
2176400	CSAH 152 - Replace Bridge #91333 over Bassett Creek.....	II-92
2220200	CSAH 152 - Reconstruct Cedar Ave fr Lake St to 24th St.....	II-94
2140900	CSAH 153 - Reconst Lowry Ave fr Washington St NE to Johnson.....	II-96
2180300	CSAH 153 - Lowry Ave Bikeway fr 3rd St N to 2nd St N.....	II-98
2140800	CSAH 153 - Reconst Lowry Ave fr Marshall St to Washington.....	II-100
2176600	CSAH 158 - Replace Bridge #4510 over CP Rail.....	II-102
2164400	Advanced Traffic Management System (ATMS).....	II-104
2193300	Metro Transit B Line - Additional Scope.....	II-106
2191500	Midtown Greenway Bikeway fr Garfield Ave to Harriet Ave.....	II-108
2167700	TH 252 / CSAH 109 85th Avenue N interchange.....	II-110
2190100	Participate in MnDOT's I-494 expansion fr TH 169 to Airport.....	II-112
2154700	Participate in Maple G's Rush Creek Bld fr TH 610 to CSAH 30.....	II-114
2210400	Pavement Rehabilitation Program 2022-2026.....	II-116
2220900	Pavement Rehabilitation Program 2027-2031.....	II-118

2999961	Maple Grove R of W Acquisition Reimbursement (CP 9635)	II-120
2999971	Bottineau LRT Partnership Participation	II-122
2999968	Southwest LRT Partnership Participation	II-124
2183300	Safety and Asset Management 2019-2023	II-126
2201000	Safety and Asset Management 2024-2028	II-128
2183500	Cost Participation and Partnerships 2019-2023	II-130
2201100	Cost Participation and Partnerships 2024-2028	II-132
2183400	Project Delivery 2019-2023	II-134
2201200	Project Delivery 2024-2028	II-136

Transportation Sales Tax & Development

1005876	HC Southwest Light Rail Transit	II-138
1005877	HC Bottineau Light Rail Transit	II-140

Environment & Energy

1006390	HERC Facility Preservation & Improvement 2021-2025	II-142
1006391	Energy Center Improvements 2021-2025	II-144
1006392	Transfer Station Facility Preservation 2021-2025	II-146
1008034	New Anaerobic Digestion Facility	II-148

III. LAW, SAFETY AND JUSTICE

Summary of Law, Safety and Justice projects	III-1
--	-------

District Court

1006378	District Court Digital Evidence Technology	III-2
1003245	HCGC Courtroom Jury Reconfiguration	III-4
1008036	District Court Psychological Services Expansion	III-6
1008037	New In-custody Courtroom	III-8

Department of Community Corrections & Rehabilitation

1006380	DOCCR ACF Asset Protection 2019-2025	III-10
1007207	Juvenile Detention Center Safety Upgrades	III-12
1009341	Juvenile Detention Center Ceiling Tile & Lighting Upgrades	III-14
1009342	Government Center Secure Interview Rooms	III-16
1005168	ACF Program Services Remodel	III-18
1008038	ACF Men's Visitation/Education & Staff Training Remodeling	III-20
0031843	ACF Women's Section Facility Modifications	III-22

Sheriff

1006425 Public Safety Services Division HQ Relocation..... III-24
1008699 Sheriff ADC 5th Floor Reprogramming..... III-26
1009470 City Hall Ground Floor Office Remodeling..... III-28
1009343 Public Safety Services Division HQ Radio Tower Isolation..... III-30
1009346 Downtown Facilities Intra-building Radio Communications..... III-32
1009344 Government Center Lower Level Holding Cell Modifications..... III-34
1007214 Sheriff's Furniture Upgrades..... III-36

IV. HEALTH

Summary of Health projects..... IV-1

North Point Health & Wellness Center

0031735 North Minneapolis Community Wellness Center..... IV-2

Medical Center

1007546 HHS Asset Preservation 2021-2025..... IV-4
1008705 HHS Purple Parking Ramp Expansion..... IV-6
1009703 HHS EMS Office Buildout & Garage Infrastructure..... IV-8
1008850 HHS Clinic & Specialty Center Access & Infrastructure..... IV-10
1009702 HHS New In-patient Bed Tower..... IV-12
1007543 HHS Master Plan Preparatory Phases IV-14

V. HUMAN SERVICES

Summary of Human Services projects..... V-1

1009347 Human Services Centers Space Efficiency Modifications..... V-2

VI. RESIDENT SERVICES

Summary of Resident Services projects..... VI-1

Library

1006394 Library Facility Preservation 2021-2025..... VI-2
1009348 Library Facility Modifications 2021-2025..... VI-4
1004476 Sumner Library Refurbishment..... VI-6
1004468 Westonka Library Replacement..... VI-8
1006381 Rockford Road Library Asset Protection..... VI-10
1004464 Linden Hills Library Refurbishment..... VI-12
1006387 Augsburg Park Library Asset Protection..... VI-14
1004469 East Lake Library Refurbishment..... VI-16

1004444	Central Library Program/Asset Strategic Plan.....	VI-18
1001788	Brookdale Library Refurbishment.....	VI-20
1005259	New Southdale Library.....	VI-22

VII. OPERATIONS

Summary of Operations projects.....	VII-1
--	--------------

Emergency Management

1006386	Emergency Management Outdoor Warning Sirens Upgrade.....	VII-4
---------	--	-------

Information Technology

1006393	IT Community Connectivity 2021-2025.....	VII-6
---------	--	-------

Housing & Economic Development

1009875	BLRT Community Investment Initiative.....	VII-8
0031805	Southwest LRT Community Works.....	VII-12
1001560	Penn Avenue Community Works.....	VII-10
1002318	Bottineau LRT Community Works.....	VII-14

Facility Services

1006395	Environmental Health & Safety 2021 - 2025.....	VII-16
1008701	Climate Action Plan Facility Implementation.....	VII-18
1008987	Countywide HVAC Covid Response.....	VII-20
1000874	Government Center Infrastructure Preservation.....	VII-22
1008794	Government Center HVAC Rehabilitation.....	VII-24
1006396	Countywide Energy Conservation 2021-2025.....	VII-26
1006398	Building Automation System Upgrades 2021-2025.....	VII-28
1006397	Facility Preservation 2021-2025.....	VII-30
1007208	625 Building Occupancy Preparation & Rehabilitation.....	VII-32
1008715	Security Operations Infrastructure Upgrades.....	VII-34
1004461	1800 Chicago Infrastructure Replacements.....	VII-36
1007236	Public Safety Facility Preservation.....	VII-38
1009349	Public Works Medina Facility Preservation.....	VII-40
1008782	ACF Work Release Building Demolition.....	VII-42
1007209	625 Building Office Remodeling.....	VII-44
1007210	Government Center Office Relocations & Remodeling.....	VII-46
1007211	Government Center Court Relocations from FJC.....	VII-48
1007390	HSB Clinic & Office Remodeling.....	VII-50

1006402	General Office Space & Furniture Mods. 2021-2025.....	VII-52
1006400	701 Building Facility Preservation 2021-2025.....	VII-54
1005285	701 Building Facade Restoration.....	VII-56
1006401	Accessibility Modifications 2021-2025.....	VII-58
1006554	County-wide Lactation Room Refurbishments.....	VII-60
1007468	Countywide All Gender Restroom Modifications.....	VII-62
1006399	Carpet Replacement Program 2021-2025.....	VII-64
1009111	Government Center Veteran's Monument.....	VII-66

Municipal Building Commission

0031317	MBC Life/Safety Improvements.....	VII-68
0031483	MBC Mechanical Systems Upgrades.....	VII-70
1006502	MBC Facility Safety Improvements.....	VII-72
1008704	MBC Building-wide Electrical Upgrades.....	VII-74
1008703	MBC Elevator 12 Modernization.....	VII-76
1000935	MBC Exterior Improvements.....	VII-78
1008223	MBC ADC Elevator Upgrades.....	VII-80

VIII. Capital Budgeting Task Force Report

	Capital Budgeting Task Force Role and Responsibility.....	VIII-1
	Summary of CBTF Activities for 2022.....	VIII-2
	General Approach to Capital Improvements.....	VIII-3
	2023-2027 Capital Improvement Program Recommendations.....	VIII-14

Hennepin County Profile

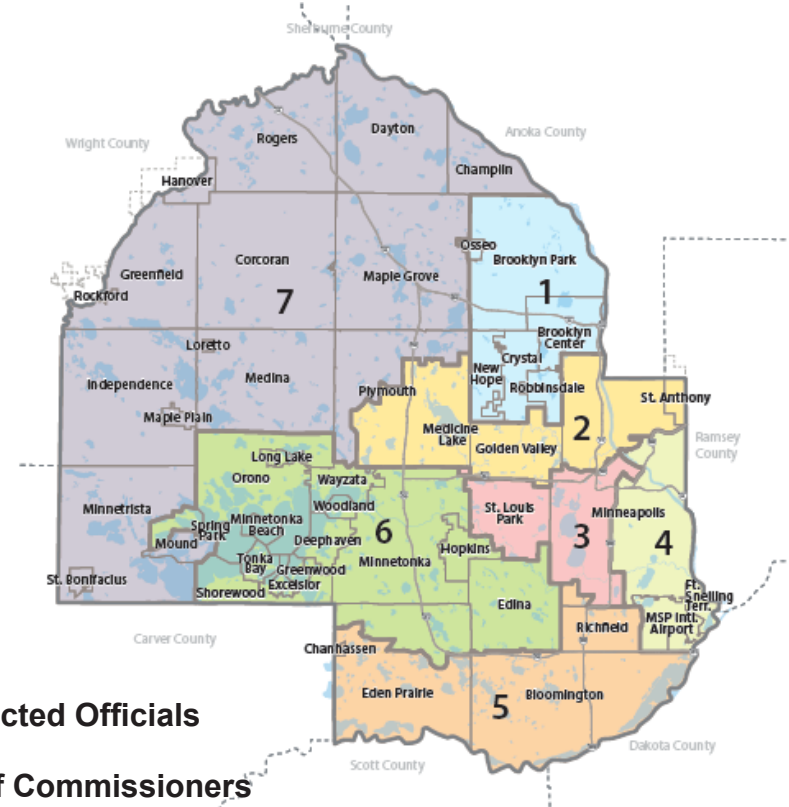
Geography

Hennepin County was established by the territorial legislature of Minnesota in 1852, six years before Minnesota became a state.

The county is located within the Twin Cities Metropolitan Area. The upper Mississippi flows through Minneapolis and defines the the northeastern boundary of the county. Minneapolis, the most populous city in Minnesota, is one of 45 municipalities within the county. The county encompasses 611 square miles with 200 lakes larger tan 10 acres and numerous parks and trails providing recreational opportunities and community amenities to residents.



Hennepin County Commissioner Districts



2023 Elected Officials

Board of Commissioners

- Jeffrey Lunde, District 1
- Irene Fernando, District 2
- Marion Greene, District 3
- Angela Conley, District 4
- Debbie Goettel, District 5
- Chris LaTondresse, District 6
- Kevin Anderson, District 7

- Mary Moriarty, County Attorney
- Dawanna Witt, County Sheriff

Government

Hennepin County is governed by a seven-member Board of Commissioners elected by district for staggered four-year terms. The County Attorney and Sheriff are also elected officials. County Commissioners are responsible, amount other things, for authorizing resolutions, adopting the annual budget, appointing committees, and hiring the County Administrator. The County Administrator is responsible for carrying out the policies and resolutions of the Board of Commissioners, for overseeing the day-to-day operations of the county, and for appointing the heads of the county's departments. Hennepin County is the largest local government in Minnesota and has been rated among the best managed large counties by studies from Syracuse University and Governing Magazine.

MISSION/VISION STATEMENT OF HENNEPIN COUNTY

MISSION

The mission of hennepin county is to enhance the health, safety and quality of our residents and communities in a respectful, efficient and fiscally responsible way.

VISION

We envision a future where residents are healthy and successful and where our communities are safe and vibrant. We will strive to meet and exceed expectations by engaging people and communities in developing innovative solutions to challenges. We will be a diverse, learning organization. We will partner with others to enhance the quality of life in Hennepin County and the region.

OVERARCHING GOALS

- **Healthy.** People are healthy, have access to quality health care and live in a clean environment.
- **Protected and Safe.** People are safe from harm through prevention, early intervention and treatment services, and through enhanced public safety.
- **Self-reliant.** People achieve success with the support of essential services, have access to affordable housing and opportunities for life-long learning.
- **Assured Due Process.** People are assured equal protection of the laws through an adversarial and respectful system designed to assure fairness and reliability in the ascertainment of liability, guilt and innocence.
- **Mobile.** People and goods move easily and safely throughout the county and the region, via an integrated system of transportation.

By putting the customer first, every Hennepin County employee will work every day to achieve our mission, vision and goals. We will strive to improve our services through proactive, innovative public stewardship.

HENNEPIN COUNTY

MINNESOTA

January 2, 2023

Board of County Commissioners
Hennepin County Government Center
Minneapolis, Minnesota 55487

Honorable Board Members:

I am submitting the 2023 capital budget and the 2023-2027 Capital Improvement Program (CIP), as adopted by the County Board on December 15, 2022. The adopted capital budget is in alignment with, and directly supports, the county's priorities and core services.

The 2023 capital budget totals \$447,655,800 which is \$101 million more than the \$347 million 2022 capital budget, as adjusted through June 2022.

Significant annual increases or decreases in the capital budget are common due to the ever-changing mix of projects, their implementation schedules, and the changing revenue sources available to fund those initiatives. This year's budget increase is mostly driven by the addition of \$100 million for Hennepin County's contribution toward the Southwest Light Rail Transit (Green Line Extension) project, managed by the Metropolitan Council.

The 2023-2027 Capital Improvement Program totals \$1,473,339,300; approximately \$26 million more than the \$1.45 billion five-year capital program that was approved for 2022-2026. When prior project budget authority and future funding beyond the 5-year CIP are considered, the 5-year CIP supports a total of \$3.2 billion in active or planned investments across all areas of Hennepin County.

A report with recommendations from the Capital Budgeting Task Force is included in the last section of the Capital Budget labeled "CBTF Report." I would like to express the county's appreciation to the members of the Capital Budgeting Task Force for their time and efforts in analyzing capital requests and making their recommendations.

Respectfully,



David J. Hough
County Administrator

Hennepin County Administration

A-2303 Government Center, 300 South Sixth Street, Minneapolis, MN 55487-0233
612-348-7574 | TDD: 612-348-7367 | FAX: 612-348-8228 | hennepin.us



Disparity Reduction, Climate Action and other county priorities in the capital budget

Hennepin County recognizes racism as a public health crisis. In Hennepin County, inequities in education, employment, health, housing, income, justice, climate change impacts and transportation are starkest between residents of color and their White counterparts. Programs and initiatives across the county are all supported through the county's capital investments in public infrastructure and county assets that support service delivery.

As part of the annual capital budget instructions, every department analyzes each project request, considering the impacts to key countywide priorities including disparity reduction, climate change, environmental sustainability, and others. This analysis varies by department and the services provided by that department. For individual capital projects, page two of each project description often includes information regarding the project's effect on the county priorities. Several, more generalized department strategies are provided below:

Roads and bridges:

Road and bridge projects in the capital improvement program are recommended by staff based on the results of a prioritization process. The following three criteria are included in the evaluation of the transportation system needs: asset condition, safety, and equity. The equity criteria consider the project's relation to populations that experience racial, socioeconomic, and mobility disparities.

Transportation Sales Tax & Development:

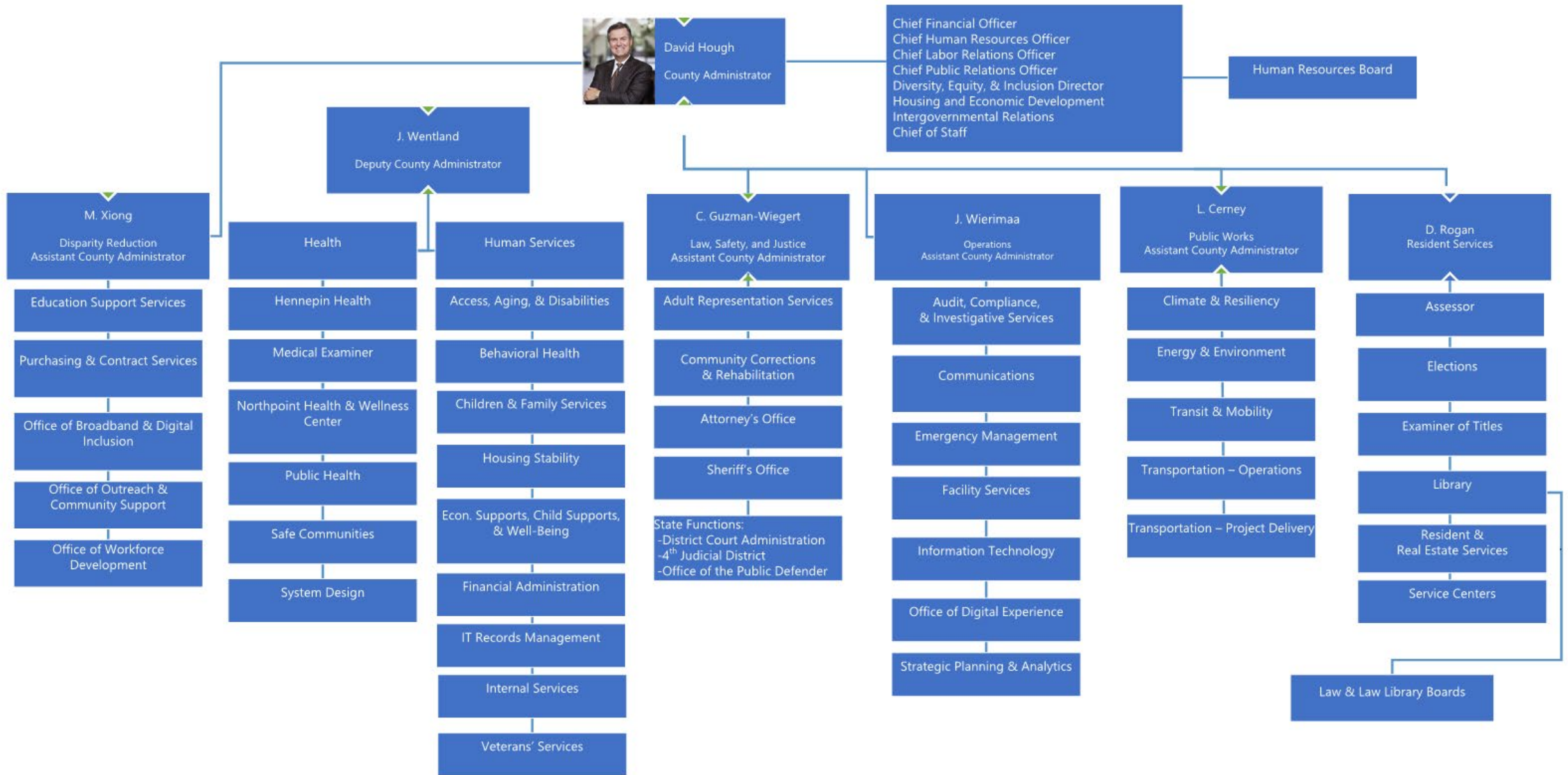
The HC Bottineau Light Rail Transit project principles honor and build upon previous robust community engagement to ensure corridor communities of all races, ethnicities, incomes, and abilities are engaged and invited to co-create project ideas, concepts, and solutions. Additionally, an anti-displacement initiative is embedded into the project to mitigate residential, commercial, and cultural gentrification. This complex work embodies Hennepin County's disparity reduction and advancement of equity by engaging in community-based research and community-based work to reimagine public policy, deconstruct a history of inequity, and strengthen the capacity of historically marginalized communities to realize and own a vision of their healing and prosperity.

Housing and Economic Development:

The Housing and Economic Development Department's capital investment framework focuses on place-based disparities; leading collaborative planning and coordinated public investment along transit corridors, improving housing choices, access to jobs and destinations through bike/walk/roll connections and supporting land use planning and redevelopment efforts.

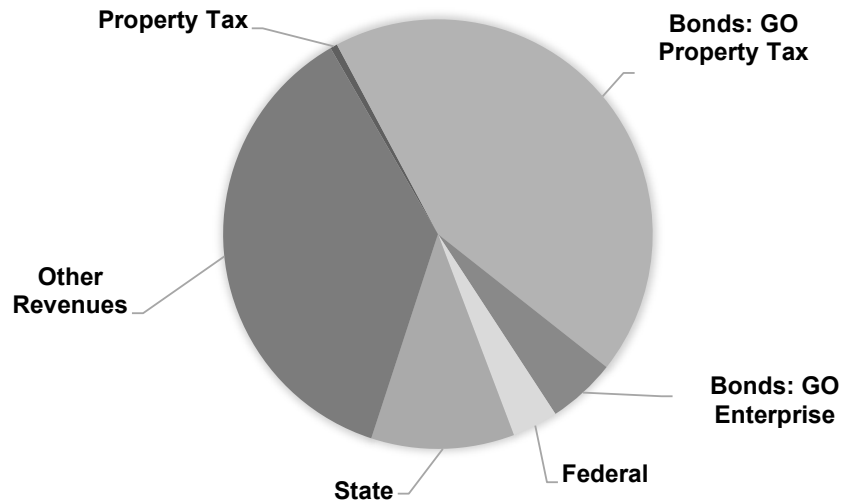
Facility Services:

The Facility Services Department constructs, manages, operates, and maintains the county's buildings. Each capital project investment managed by the department is an opportunity to improve environmental sustainability, climate resiliency and service delivery. Some of the most prominent environmental project efforts include: *1008701 Climate Action Plan Facility Implementation*, *1008987 Countywide HVAC Covid Response*, *1008794 Government Center HVAC Rehabilitation*, and *1006396 Countywide Energy Conservation 2021-2025*.

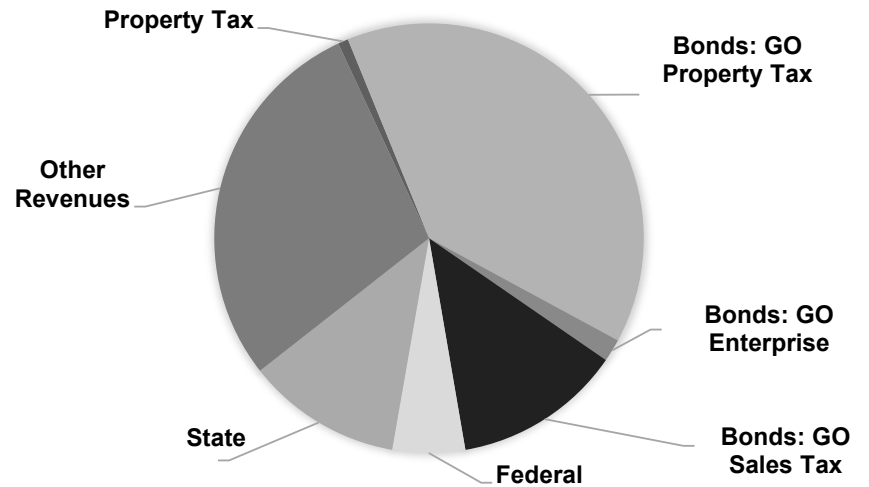


Revenues

2023 Budget



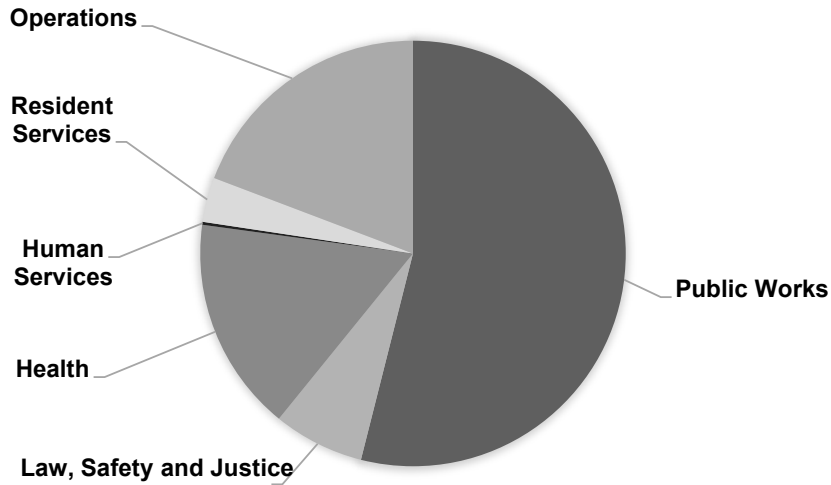
2023 - 2027 CIP



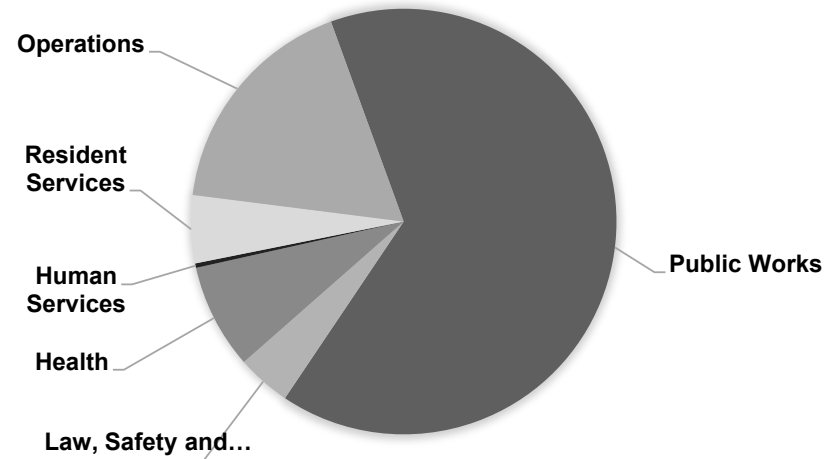
Revenue Category	2023 Budget		2024	2025	2026	2027	2023 - 2027 CIP	
Property Tax	2,410,000	0.5%	2,795,000	2,480,000	1,990,000	1,810,000	11,485,000	0.8%
Bonds: GO Property Tax	194,375,800	43.4%	196,709,500	102,017,000	54,170,000	28,180,000	575,452,300	39.1%
Bonds: GO Enterprise	23,100,000	5.2%	1,000,000	1,000,000	0	0	25,100,000	1.7%
Bonds: GO Sales Tax	0	0.0%	0	50,000,000	100,000,000	37,000,000	187,000,000	12.7%
Federal	15,475,000	3.5%	26,368,000	19,087,000	19,536,000	0	80,466,000	5.5%
State	48,270,000	10.8%	45,935,000	27,646,000	25,152,000	24,900,000	171,903,000	11.7%
Other Revenues	164,025,000	36.5%	74,185,000	62,366,000	56,707,000	64,650,000	421,933,000	28.5%
Total	447,655,800	100.0%	346,992,500	264,596,000	257,555,000	156,540,000	1,473,339,300	100.0%

Expenditures

2023 Budget



2023 - 2027 CIP



Expenditure Area	2023 Budget		2024	2025	2026	2027	2023 - 2027 CIP	
Public Works	241,450,000	53.9%	167,488,000	181,009,000	220,820,000	146,560,000	957,327,000	65.0%
Law, Safety and Justice	30,950,000	6.9%	17,255,000	6,645,000	3,600,000	2,000,000	60,450,000	4.1%
Health	73,000,000	16.3%	32,100,000	12,500,000	0	0	117,600,000	8.0%
Human Services	1,000,000	0.2%	2,000,000	2,000,000	0	0	5,000,000	0.3%
Resident Services	15,180,000	3.4%	17,210,000	17,665,000	22,095,000	3,830,000	75,980,000	5.2%
Operations	86,075,800	19.3%	110,939,500	44,777,000	11,040,000	4,150,000	256,982,300	17.4%
Total	447,655,800	100.0%	346,992,500	264,596,000	257,555,000	156,540,000	1,473,339,300	100.0%

Summary of Revenues

NOTE: All total and subtotal lines precede detail

Revenue Category	Budget to Date	2023 - 2027 Capital Improvement Program					Beyond 2027	Project Total
		2023 Budget	2024	2025	2026	2027		
Grand Total	1,708,762,047	447,655,800	346,992,500	264,596,000	257,555,000	156,540,000	22,250,000	3,204,351,347
Taxes	12,602,860	2,410,000	2,795,000	2,480,000	1,990,000	1,810,000	1,550,000	25,637,860
Property Tax	12,416,345	2,410,000	2,795,000	2,480,000	1,990,000	1,810,000	1,550,000	25,451,345
Wheelage Tax	186,515	0	0	0	0	0	0	186,515
County Bonds	1,104,139,960	217,475,800	197,709,500	153,017,000	154,170,000	65,180,000	9,470,000	1,901,162,260
Bonds - GO Roads	88,338,260	27,440,000	20,005,000	19,930,000	18,435,000	19,200,000	9,470,000	202,818,260
Bonds - GO	475,801,700	166,935,800	176,704,500	82,087,000	35,735,000	8,980,000	0	946,244,000
Bonds - GO Enterprise	27,000,000	23,100,000	1,000,000	1,000,000	0	0	0	52,100,000
Bonds - G.O. Sales Tax	513,000,000	0	0	50,000,000	100,000,000	37,000,000	0	700,000,000
Federal	34,964,468	15,475,000	26,368,000	19,087,000	19,536,000	0	0	115,430,468
Federal - Other - Roads	29,139,468	10,475,000	25,368,000	19,087,000	19,536,000	0	0	103,605,468
Federal - Other	5,825,000	5,000,000	1,000,000	0	0	0	0	11,825,000
State	138,851,825	48,270,000	45,935,000	27,646,000	25,152,000	24,900,000	10,130,000	320,884,825
Mn/DOT State Aid - Regular	86,585,714	25,775,000	27,505,000	26,451,000	24,152,000	23,900,000	10,130,000	224,498,714
Mn/DOT State Aid - Municipal	4,475,000	6,605,000	1,620,000	0	0	0	0	12,700,000
Mn/DOT Turnback Funds	2,160,000	14,090,000	2,585,000	195,000	0	0	0	19,030,000
Mn/DOT Trunk Hwy Fund	8,000,000	0	0	0	0	0	0	8,000,000
State General Obligation Bonds	11,300,000	750,000	11,250,000	0	0	0	0	23,300,000
State - Other - Roads	2,231,111	300,000	1,975,000	0	0	0	0	4,506,111
State - Other	24,100,000	750,000	1,000,000	1,000,000	1,000,000	1,000,000	0	28,850,000
Other Revenues	418,202,934	164,025,000	74,185,000	62,366,000	56,707,000	64,650,000	1,100,000	841,235,934
Bloomington	217,884	445,000	110,000	655,000	600,000	1,680,000	1,100,000	4,807,884
Brooklyn Center	6,000	20,000	25,000	150,000	0	0	0	201,000
Brooklyn Park	21,176,000	45,000	0	0	1,280,000	0	0	22,501,000
Crystal	6,000	20,000	55,000	220,000	180,000	0	0	481,000
Dayton	0	30,000	0	0	0	0	0	30,000
Edina	50,000	2,325,000	5,000	45,000	58,000	230,000	0	2,713,000
Excelsior	0	0	760,000	0	0	0	0	760,000
Golden Valley	20,000	50,000	80,000	107,000	0	0	0	257,000
Maple Grove	0	5,000	25,000	40,000	120,000	0	0	190,000
Minneapolis	13,726,757	1,840,000	7,275,000	4,764,000	2,359,000	1,600,000	0	31,564,757
Minnetonka	0	140,000	0	0	0	0	0	140,000
New Hope	225,000	60,000	0	0	0	0	0	285,000
Orono	72,000	275,000	0	0	0	0	0	347,000
Plymouth	0	260,000	0	0	0	0	0	260,000
Richfield	169,926	190,000	595,000	900,000	2,110,000	1,040,000	0	5,004,926
Shorewood	0	150,000	760,000	0	0	0	0	910,000
Spring Park	650,000	810,000	120,000	0	0	0	0	1,580,000
St Louis Park	300,000	775,000	1,185,000	85,000	0	0	0	2,345,000
Metropolitan Council	0	600,000	375,000	0	0	0	0	975,000
Mpls Park & Rec Board	0	370,000	215,000	0	0	0	0	585,000
Other - Roads	522,000	515,000	200,000	0	0	0	0	1,237,000
Lease Revenues	1,300,000	0	0	0	0	0	0	1,300,000
Transfer from other Funds	367,892,368	138,000,000	57,000,000	50,000,000	50,000,000	60,100,000	0	722,992,368
Enterprise Income	7,500,000	17,100,000	5,400,000	5,400,000	0	0	0	35,400,000
Other	4,368,999	0	0	0	0	0	0	4,368,999

Revenues by Project

NOTE: All Total and subtotal lines precede detail

Pg#	Project Number and Name	Revenue Category	Budget to Date	Budget Remaining	2023 - 2027 Capital Improvement Program					Beyond 2027	Project Total
					2023 Budget	2024	2025	2026	2027		
Grand Total			1,708,762,047	671,198,461	447,655,800	346,992,500	264,596,000	257,555,000	156,540,000	22,250,000	3,204,351,347
PUBLIC WORKS			1,211,706,348	408,111,300	241,450,000	167,488,000	181,009,000	220,820,000	146,560,000	22,250,000	2,191,283,348
Transportation Roads & Bridges			275,313,980	159,598,705	96,350,000	104,088,000	74,609,000	70,820,000	49,460,000	22,250,000	692,890,980
II-10	2121100	CSAH 2 - Penn Avenue from I-394 to 44th Avenue	13,113,660	1,889,578	0	0	0	0	0	0	13,113,660
		Property Tax	550,000		0	0	0	0	0	0	550,000
		Bonds - GO Roads	7,690,000		0	0	0	0	0	0	7,690,000
		Mn/DOT State Aid - Regular	1,500,000		0	0	0	0	0	0	1,500,000
		Minneapolis	3,373,660		0	0	0	0	0	0	3,373,660
II-12	2155002	CSAH 3 - Reconstruct Lake St at Hiawatha Ave (TH 55)	400,000	2,489	400,000	5,500,000	0	0	0	0	6,300,000
		Bonds - GO Roads	200,000		0	500,000	0	0	0	0	700,000
		Federal - Other - Roads	0		0	3,500,000	0	0	0	0	3,500,000
		Mn/DOT Turnback Funds	0		400,000	700,000	0	0	0	0	1,100,000
		Minneapolis	200,000		0	800,000	0	0	0	0	1,000,000
II-14	2168100	CSAH 5 - Reconst Mntka Blvd fr TH 100 to France Ave	1,220,000	235,697	2,175,000	13,000,000	425,000	0	0	0	16,820,000
		Property Tax	0		0	200,000	0	0	0	0	200,000
		Bonds - GO Roads	0		0	2,940,000	0	0	0	0	2,940,000
		Federal - Other - Roads	0		0	7,000,000	0	0	0	0	7,000,000
		Mn/DOT State Aid - Regular	920,000		1,400,000	0	340,000	0	0	0	2,660,000
		Mn/DOT Turnback Funds	0		0	1,600,000	0	0	0	0	1,600,000
		Minneapolis	0		0	75,000	0	0	0	0	75,000
		St Louis Park	300,000		775,000	1,185,000	85,000	0	0	0	2,345,000
II-16	2172600	CSAH 5 - Reconst Franklin Ave fr Blaisdell to Chicago Ave	1,560,000	500,054	1,580,000	2,300,000	15,185,000	925,000	0	0	21,550,000
		Property Tax	0		0	0	200,000	0	0	0	200,000
		Bonds - GO Roads	0		0	0	2,760,000	0	0	0	2,760,000
		Federal - Other - Roads	0		0	0	7,000,000	0	0	0	7,000,000
		Mn/DOT State Aid - Regular	1,210,000		965,000	1,300,000	3,585,000	740,000	0	0	7,800,000
		Minneapolis	350,000		615,000	1,000,000	1,640,000	185,000	0	0	3,790,000
II-18	2210900	CSAH 5 - Reconst Franklin Ave fr Lyndale to Blaisdell Ave	180,000	35,000	610,000	980,000	4,640,000	0	0	0	6,410,000
		Property Tax	0		0	0	50,000	0	0	0	50,000
		Federal - Other - Roads	0		0	0	3,350,000	0	0	0	3,350,000
		Mn/DOT State Aid - Regular	145,000		430,000	545,000	985,000	0	0	0	2,105,000
		Minneapolis	35,000		180,000	435,000	255,000	0	0	0	905,000
II-20	2163700	CSAH 9 - Participate in TH 169 Realignment of South Ramp	780,000	780,000	1,820,000	0	0	0	0	0	2,600,000
		Bonds - GO Roads	0		1,800,000	0	0	0	0	0	1,800,000
		Mn/DOT State Aid - Regular	580,000		(300,000)	0	0	0	0	0	280,000
		New Hope	200,000		60,000	0	0	0	0	0	260,000
		Plymouth	0		260,000	0	0	0	0	0	260,000
II-22	2172800	CSAH 10 - Bass Lk Rd Improve Bikeway fr CSAH 8 to Xenia	0	0	0	110,000	190,000	1,000,000	0	0	1,300,000
		Mn/DOT State Aid - Regular	0		0	80,000	120,000	820,000	0	0	1,020,000
		Crystal	0		0	30,000	70,000	180,000	0	0	280,000
II-24	2200800	CSAH 10 - Replace Bridge #91131 over Twin Lake	60,000	60,000	95,000	130,000	1,580,000	0	0	0	1,865,000
		Mn/DOT State Aid - Regular	48,000		55,000	80,000	1,280,000	0	0	0	1,463,000
		Brooklyn Center	6,000		20,000	25,000	150,000	0	0	0	201,000
		Crystal	6,000		20,000	25,000	150,000	0	0	0	201,000

Revenues by Project

NOTE: All Total and subtotal lines precede detail

Pg#	Project Number and Name	Revenue Category	Budget to Date	Budget Remaining	2023 - 2027 Capital Improvement Program					Beyond 2027	Project Total
					2023 Budget	2024	2025	2026	2027		
II-26	2174500	CSAH 12 - Stabilize slopes fr Diamond Lake to Vicksburg	485,000	121,201	3,295,000	0	0	0	0	0	3,780,000
		Bonds - GO Roads	485,000		2,890,000	0	0	0	0	0	3,375,000
		Other - Roads	0		405,000	0	0	0	0	0	405,000
II-28	2173000	CSAH 17 - France Ave Safety Impr fr American Blvd to 76th	400,000	330,015	5,000,000	0	0	0	0	0	5,400,000
		Property Tax	0		200,000	0	0	0	0	0	200,000
		Federal - Other - Roads	0		1,800,000	0	0	0	0	0	1,800,000
		Mn/DOT State Aid - Regular	300,000		2,085,000	0	0	0	0	0	2,385,000
		Bloomington	50,000		280,000	0	0	0	0	0	330,000
		Edina	50,000		635,000	0	0	0	0	0	685,000
II-30	2200900	CSAH 17 - Replace Bridge #90475 over Nine Mile Creek	50,000	50,000	250,000	285,000	2,335,000	0	0	0	2,920,000
		Mn/DOT State Aid - Regular	50,000		250,000	285,000	2,335,000	0	0	0	2,920,000
II-32	2052300	CSAH 22 - Reconst Lyndale Ave fr HCRRA Bridge to Frankli	870,000	471,866	500,000	920,000	1,130,000	10,595,000	4,250,000	0	18,265,000
		Property Tax	600,000		0	0	0	200,000	0	0	800,000
		Bonds - GO Roads	0		0	0	0	1,240,000	700,000	0	1,940,000
		Federal - Other - Roads	0		0	0	0	7,000,000	0	0	7,000,000
		Mn/DOT State Aid - Regular	215,000		400,000	600,000	705,000	1,345,000	2,640,000	0	5,905,000
		Minneapolis	55,000		100,000	320,000	425,000	810,000	910,000	0	2,620,000
II-34	2181500	CR 26 - Replace Bridge #90627 over Painter Creek	135,000	55,000	85,000	1,650,000	0	0	0	0	1,870,000
		Property Tax	35,000		85,000	0	0	0	0	0	120,000
		Bonds - GO Roads	100,000		0	1,650,000	0	0	0	0	1,750,000
II-36	2141100	CSAH 30 - Reconst 93rd Ave N fr Xylon Ave to East of Winn	5,345,000	5,049,762	0	0	0	0	0	0	5,345,000
		Mn/DOT State Aid - Regular	3,545,000		0	0	0	0	0	0	3,545,000
		Brooklyn Park	1,800,000		0	0	0	0	0	0	1,800,000
II-38	2181600	CSAH 31 - Replace Bridge #90489 over Minnehaha Creek	0	0	0	130,000	530,000	670,000	4,600,000	0	5,930,000
		Bonds - GO Roads	0		0	0	0	0	880,000	0	880,000
		Mn/DOT State Aid - Regular	0		0	105,000	360,000	440,000	2,800,000	0	3,705,000
		Edina	0		0	5,000	45,000	58,000	230,000	0	338,000
		Minneapolis	0		0	20,000	125,000	172,000	690,000	0	1,007,000
II-40	2191600	CSAH 35 & 52 - Portland and Nicollet Flashing Yellow Arrow	2,160,810	2,136,422	440,000	0	0	0	0	0	2,600,810
		Property Tax	54,000		0	0	0	0	0	0	54,000
		Bonds - GO Roads	250,000		0	0	0	0	0	0	250,000
		Federal - Other - Roads	846,000		0	0	0	0	0	0	846,000
		Mn/DOT State Aid - Regular	750,000		250,000	0	0	0	0	0	1,000,000
		Bloomington	137,884		165,000	0	0	0	0	0	302,884
		Richfield	122,926		25,000	0	0	0	0	0	147,926
II-42	2167301	CSAH 36 & 37- Enhance bicycle facility fr I-35W to Oak St S	17,250,000	15,193,580	1,930,000	0	0	0	0	0	19,180,000
		Property Tax	100,000		0	0	0	0	0	0	100,000
		Bonds - GO Roads	0		3,200,000	0	0	0	0	0	3,200,000
		Federal - Other - Roads	5,500,000		0	0	0	0	0	0	5,500,000
		Mn/DOT State Aid - Regular	7,200,000		(750,000)	0	0	0	0	0	6,450,000
		Minneapolis	4,450,000		(520,000)	0	0	0	0	0	3,930,000

Revenues by Project

NOTE: All Total and subtotal lines precede detail

Pg#	Project Number and Name	Revenue Category	Budget to Date	Budget Remaining	2023 - 2027 Capital Improvement Program					Beyond 2027	Project Total
					2023 Budget	2024	2025	2026	2027		
II-44	2202200	CSAH 40 - Glenwood Ave ped improvements fr Penn to Brye	200,000	23,680	130,000	1,630,000	0	0	0	0	1,960,000
		Property Tax	10,000		10,000	50,000	0	0	0	0	70,000
		Federal - Other - Roads	0		0	1,000,000	0	0	0	0	1,000,000
		Mn/DOT State Aid - Regular	190,000		120,000	465,000	0	0	0	0	775,000
		Minneapolis	0		0	115,000	0	0	0	0	115,000
II-46	2200700	CSAH 40 - Replace Bridge #94282 over Basset Creek	0	0	60,000	230,000	300,000	2,800,000	0	0	3,390,000
		Mn/DOT State Aid - Regular	0		45,000	155,000	195,000	2,100,000	0	0	2,495,000
		Minneapolis	0		15,000	75,000	105,000	700,000	0	0	895,000
II-48	2191800	CSAH 42 - Pedestrian crossings along 42nd St	1,600,000	1,515,533	350,000	0	0	0	0	0	1,950,000
		Bonds - GO Roads	200,000		0	0	0	0	0	0	200,000
		Federal - Other - Roads	828,000		0	0	0	0	0	0	828,000
		Mn/DOT State Aid - Regular	386,000		200,000	0	0	0	0	0	586,000
		Minneapolis	186,000		150,000	0	0	0	0	0	336,000
II-50	2191700	CSAH 50 - Safety Impr Rebecca Park Trl fr Koala to Dogwoc	175,000	160,579	700,000	0	0	0	0	0	875,000
		Federal - Other - Roads	0		405,000	0	0	0	0	0	405,000
		Mn/DOT State Aid - Municipal	175,000		295,000	0	0	0	0	0	470,000
II-52	2220800	CSAH 50 - Drainage improvements fr west county line to TH	0	0	2,145,000	0	0	0	0	0	2,145,000
		Mn/DOT State Aid - Municipal	0		2,145,000	0	0	0	0	0	2,145,000
II-54	2182000	CSAH 51 - Reconst Sunset fr Northern to Shadywood CSAH	2,150,000	2,011,338	4,870,000	600,000	0	0	0	0	7,620,000
		Mn/DOT State Aid - Municipal	1,500,000		4,060,000	480,000	0	0	0	0	6,040,000
		Spring Park	650,000		810,000	120,000	0	0	0	0	1,580,000
II-56	2164000	CSAH 52 - Recondition Hennepin Avenue Bridges	875,000	823,799	1,000,000	13,185,000	0	0	0	0	15,060,000
		Mn/DOT State Aid - Regular	875,000		250,000	1,935,000	0	0	0	0	3,060,000
		State General Obligation Bonds	0		750,000	11,250,000	0	0	0	0	12,000,000
II-58	2143102	CSAH 52 - Reconst Nicollet Ave fr 89th St to American Blvd	0	0	0	540,000	1,920,000	1,650,000	8,400,000	5,500,000	18,010,000
		Property Tax	0		0	0	0	0	220,000	0	220,000
		Bonds - GO Roads	0		0	0	0	0	4,000,000	2,720,000	6,720,000
		Mn/DOT State Aid - Regular	0		0	430,000	1,265,000	1,050,000	2,500,000	1,680,000	6,925,000
		Bloomington	0		0	110,000	655,000	600,000	1,680,000	1,100,000	4,145,000
II-60	2182100	CSAH 52 - Bikeway facility fr Main St NE to 8th St NE	3,888,000	2,043,711	0	13,905,000	0	0	0	0	17,793,000
		Bonds - GO Roads	450,000		0	2,000,000	0	0	0	0	2,450,000
		Federal - Other - Roads	0		0	5,500,000	0	0	0	0	5,500,000
		Mn/DOT State Aid - Regular	2,300,000		0	2,610,000	0	0	0	0	4,910,000
		State - Other - Roads	300,000		0	1,975,000	0	0	0	0	2,275,000
		Minneapolis	800,000		0	1,230,000	0	0	0	0	2,030,000
		Other - Roads	38,000		0	0	0	0	0	0	38,000
		Metropolitan Council	0		0	375,000	0	0	0	0	375,000
		Mpls Park & Rec Board	0		0	215,000	0	0	0	0	215,000
II-62	2120800	CSAH 52 - Reconst Nicollet Ave S fr 77th to 66th St	160,000	160,000	600,000	1,570,000	2,250,000	10,550,000	5,200,000	0	20,330,000
		Property Tax	0		0	0	0	200,000	0	0	200,000
		Mn/DOT State Aid - Regular	128,000		480,000	1,030,000	1,440,000	8,240,000	4,160,000	0	15,478,000
		Richfield	32,000		120,000	540,000	810,000	2,110,000	1,040,000	0	4,652,000

Revenues by Project

NOTE: All Total and subtotal lines precede detail

Pg#	Project Number and Name	Revenue Category	Budget to Date	Budget Remaining	2023 - 2027 Capital Improvement Program					Beyond 2027	Project Total
					2023 Budget	2024	2025	2026	2027		
II-64	2201500	CSAH 52 - Nicollet Ave safety improvements at 67th St	30,000	30,000	90,000	110,000	759,000	0	0	0	989,000
		Property Tax	0		0	0	10,000	0	0	0	10,000
		Federal - Other - Roads	0		0	0	579,000	0	0	0	579,000
		Mn/DOT State Aid - Regular	15,000		45,000	55,000	80,000	0	0	0	195,000
		Richfield	15,000		45,000	55,000	90,000	0	0	0	205,000
II-66	2210100	CSAH 52 - Hennepin Ave safety improvements fr 10th to 11t	120,000	120,000	180,000	1,758,000	0	0	0	0	2,058,000
		Property Tax	0		10,000	20,000	0	0	0	0	30,000
		Federal - Other - Roads	0		0	1,368,000	0	0	0	0	1,368,000
		Mn/DOT State Aid - Regular	60,000		80,000	0	0	0	0	0	140,000
		Mn/DOT Turnback Funds	0		0	175,000	0	0	0	0	175,000
		Minneapolis	60,000		90,000	195,000	0	0	0	0	345,000
II-68	2182800	CSAH 57 - Participate in Humboldt reconst fr 53rd to 57th A\	0	0	0	0	700,000	0	0	0	700,000
		Mn/DOT State Aid - Regular	0		0	0	700,000	0	0	0	700,000
II-70	2211000	CSAH 66 - Golden Valley Rd safety impr at Noble & Hidden L	60,000	60,000	130,000	200,000	1,480,000	0	0	0	1,870,000
		Property Tax	0		0	10,000	20,000	0	0	0	30,000
		Federal - Other - Roads	0		0	0	1,158,000	0	0	0	1,158,000
		Mn/DOT State Aid - Regular	40,000		(40,000)	0	0	0	0	0	0
		Mn/DOT Turnback Funds	0		120,000	110,000	195,000	0	0	0	425,000
		Golden Valley	20,000		50,000	80,000	107,000	0	0	0	257,000
II-72	2167600	CSAH 81 - Replace Bridges #27006, 27007 & 27008 at Low	21,100,000	3,044,829	(1,395,000)	0	0	0	0	0	19,705,000
		Bonds - GO Roads	11,200,000		(1,095,000)	0	0	0	0	0	10,105,000
		Federal - Other - Roads	7,000,000		0	0	0	0	0	0	7,000,000
		Mn/DOT State Aid - Regular	2,900,000		(300,000)	0	0	0	0	0	2,600,000
II-74	2182300	CSAH 82 - Const multi-use trail fr county line to 2nd St	400,000	170,219	800,000	4,300,000	0	0	0	0	5,500,000
		Mn/DOT State Aid - Regular	400,000		650,000	1,440,000	0	0	0	0	2,490,000
		Mn/DOT State Aid - Municipal	0		0	1,140,000	0	0	0	0	1,140,000
		Excelsior	0		0	760,000	0	0	0	0	760,000
		Shorewood	0		150,000	760,000	0	0	0	0	910,000
		Other - Roads	0		0	200,000	0	0	0	0	200,000
II-76	2161100	CSAH 92 - Participate in MnDOT's CSAH 92 reconst at TH 1	22,311,111	3,107,244	0	0	0	0	0	0	22,311,111
		Federal - Other - Roads	6,280,000		0	0	0	0	0	0	6,280,000
		Mn/DOT State Aid - Municipal	2,800,000		0	0	0	0	0	0	2,800,000
		State General Obligation Bonds	11,300,000		0	0	0	0	0	0	11,300,000
		State - Other - Roads	1,931,111		0	0	0	0	0	0	1,931,111
II-78	2174900	CSAH 101 - Participate in MG rehab fr 74th Ave to 83rd Ave	1,000,000	1,000,000	0	0	0	0	0	0	1,000,000
		Bonds - GO Roads	1,000,000		0	0	0	0	0	0	1,000,000
II-80	2923900	CSAH 103 - Reconst W Broadway fr 85th Ave N to 93rd Ave	36,340,000	33,956,909	0	0	0	0	0	0	36,340,000
		Bonds - GO Roads	1,250,000		0	0	0	0	0	0	1,250,000
		Mn/DOT State Aid - Regular	25,790,000		0	0	0	0	0	0	25,790,000
		Brooklyn Park	9,300,000		0	0	0	0	0	0	9,300,000
II-82	2051400	CSAH 103 - Reconst W Broadway fr Candlewood Dr to CSA	21,470,000	20,625,080	0	0	0	0	0	0	21,470,000
		Mn/DOT State Aid - Regular	16,394,000		0	0	0	0	0	0	16,394,000
		Brooklyn Park	5,076,000		0	0	0	0	0	0	5,076,000

Revenues by Project

NOTE: All Total and subtotal lines precede detail

Pg#	Project Number and Name	Revenue Category	Budget to Date	Budget Remaining	2023 - 2027 Capital Improvement Program					Beyond 2027	Project Total
					2023 Budget	2024	2025	2026	2027		
II-84	2091103	CSAH 112 - Reconstruct Rd fr CSAH 6 to Willow	2,804,000	2,398,076	15,050,000	0	0	0	0	0	17,854,000
		Property Tax	0		200,000	0	0	0	0	0	200,000
		Mn/DOT State Aid - Regular	572,000		900,000	0	0	0	0	0	1,472,000
		Mn/DOT State Aid - Municipal	0		105,000	0	0	0	0	0	105,000
		Mn/DOT Turnback Funds	2,160,000		13,570,000	0	0	0	0	0	15,730,000
		Orono	72,000		275,000	0	0	0	0	0	347,000
II-86	2181700	CSAH 121 - Replace Bridge #90617 over Rush Creek	0	0	50,000	50,000	100,000	1,240,000	0	0	1,440,000
		Property Tax	0		45,000	25,000	60,000	0	0	0	130,000
		Bonds - GO Roads	0		0	0	0	1,120,000	0	0	1,120,000
		Maple Grove	0		5,000	25,000	40,000	120,000	0	0	190,000
II-88	2181800	CSAH 146 - Replace Bridge #90623 over Luce Line Trail	0	0	0	50,000	205,000	295,000	4,600,000	1,200,000	6,350,000
		Mn/DOT State Aid - Regular	0		0	50,000	205,000	295,000	4,600,000	1,200,000	6,350,000
II-90	2174100	CSAH 152 - Reconst Osseo Rd fr CSAH 2 (Penn Ave) to 49l	13,350,000	12,073,758	4,550,000	0	0	0	0	0	17,900,000
		Property Tax	0		100,000	0	0	0	0	0	100,000
		Bonds - GO Roads	8,300,000		90,000	0	0	0	0	0	8,390,000
		Federal - Other - Roads	2,000,000		150,000	0	0	0	0	0	2,150,000
		Mn/DOT State Aid - Regular	1,200,000		3,450,000	0	0	0	0	0	4,650,000
		Minneapolis	1,850,000		160,000	0	0	0	0	0	2,010,000
		Metropolitan Council	0		600,000	0	0	0	0	0	600,000
II-92	2176400	CSAH 152 - Replace Bridge #91333 over Bassett Creek	290,000	290,000	2,360,000	600,000	1,300,000	0	0	0	4,550,000
		Bonds - GO Roads	0		2,000,000	400,000	0	0	0	0	2,400,000
		Mn/DOT State Aid - Regular	290,000		360,000	200,000	1,300,000	0	0	0	2,150,000
II-94	2220200	CSAH 152 - Reconstruct Cedar Ave fr Lake St to 24th St	0	0	360,000	760,000	860,000	8,000,000	0	0	9,980,000
		Property Tax	0		0	0	0	100,000	0	0	100,000
		Federal - Other - Roads	0		0	0	0	5,536,000	0	0	5,536,000
		Mn/DOT State Aid - Regular	0		290,000	490,000	506,000	1,872,000	0	0	3,158,000
		Minneapolis	0		70,000	270,000	354,000	492,000	0	0	1,186,000
II-96	2140900	CSAH 153 - Reconst Lowry Ave fr Washington St NE to Johl	3,230,000	2,391,032	0	10,200,000	5,000,000	0	0	0	18,430,000
		Bonds - GO Roads	1,030,000		0	1,500,000	1,800,000	0	0	0	4,330,000
		Federal - Other - Roads	0		0	7,000,000	0	0	0	0	7,000,000
		Mn/DOT State Aid - Regular	1,400,000		0	1,300,000	2,200,000	0	0	0	4,900,000
		Minneapolis	800,000		0	400,000	1,000,000	0	0	0	2,200,000
II-98	2180300	CSAH 153 - Lowry Ave Bikeway fr 3rd St N to 2nd St N	500,000	500,000	0	0	0	0	0	0	500,000
		Property Tax	500,000		0	0	0	0	0	0	500,000
II-100	2140800	CSAH 153 - Reconst Lowry Ave fr Marshall St to Washingto	300,000	18,116	1,200,000	2,550,000	11,300,000	0	0	0	15,350,000
		Property Tax	0		0	0	200,000	0	0	0	200,000
		Bonds - GO Roads	0		0	0	1,640,000	0	0	0	1,640,000
		Federal - Other - Roads	0		0	0	7,000,000	0	0	0	7,000,000
		Mn/DOT State Aid - Regular	300,000		860,000	1,750,000	1,600,000	0	0	0	4,510,000
		Minneapolis	0		340,000	800,000	860,000	0	0	0	2,000,000

Revenues by Project

NOTE: All Total and subtotal lines precede detail

Pg#	Project Number and Name	Revenue Category	Budget to Date	Budget Remaining	2023 - 2027 Capital Improvement Program					Beyond 2027	Project Total
					2023 Budget	2024	2025	2026	2027		
II-102	2176600	CSAH 158 - Replace Bridge #4510 over CP Rail	3,800,000	1,826,316	12,900,000	0	0	0	0	0	16,700,000
		Bonds - GO Roads	0		3,800,000	0	0	0	0	0	3,800,000
		Federal - Other - Roads	0		7,000,000	0	0	0	0	0	7,000,000
		Mn/DOT State Aid - Regular	3,800,000		140,000	0	0	0	0	0	3,940,000
		State - Other - Roads	0		300,000	0	0	0	0	0	300,000
		Edina	0		1,660,000	0	0	0	0	0	1,660,000
II-104	2164400	Advanced Traffic Management System (ATMS)	17,250,000	1,144,703	0	0	0	0	0	0	17,250,000
		Bonds - GO Roads	13,992,000		0	0	0	0	0	0	13,992,000
		Federal - Other - Roads	3,258,000		0	0	0	0	0	0	3,258,000
II-106	2193300	Metro Transit B Line - Additional Scope	1,000,000	530,384	900,000	7,690,000	0	0	0	0	9,590,000
		Property Tax	500,000		0	0	0	0	0	0	500,000
		Mn/DOT State Aid - Regular	500,000		660,000	6,150,000	0	0	0	0	7,310,000
		Minneapolis	0		240,000	1,540,000	0	0	0	0	1,780,000
II-108	2191500	Midtown Greenway Bikeway fr Garfield Ave to Harriet Ave	400,000	400,000	1,600,000	0	0	0	0	0	2,000,000
		Federal - Other - Roads	0		1,120,000	0	0	0	0	0	1,120,000
		Other - Roads	400,000		110,000	0	0	0	0	0	510,000
		Mpls Park & Rec Board	0		370,000	0	0	0	0	0	370,000
II-110	2167700	TH 252 / CSAH 109 85th Avenue N interchange	19,280,000	19,280,000	0	0	0	8,280,000	0	0	27,560,000
		Bonds - GO Roads	6,280,000		0	0	0	0	0	0	6,280,000
		Federal - Other - Roads	0		0	0	0	7,000,000	0	0	7,000,000
		Mn/DOT Trunk Hwy Fund	8,000,000		0	0	0	0	0	0	8,000,000
		Brooklyn Park	5,000,000		0	0	0	1,280,000	0	0	6,280,000
II-112	2190100	Participate in MnDOT's I-494 expansion fr TH 169 to Airport	0	0	3,600,000	0	0	0	0	0	3,600,000
		Bonds - GO Roads	0		1,400,000	0	0	0	0	0	1,400,000
		Mn/DOT State Aid - Regular	0		2,200,000	0	0	0	0	0	2,200,000
II-114	2154700	Participate in Maple G's Rush Creek Bld fr TH 610 to CSAH	0	0	4,245,000	0	0	0	0	0	4,245,000
		Bonds - GO Roads	0		4,245,000	0	0	0	0	0	4,245,000
II-116	2210400	Pavement Rehabilitation Program 2022-2026	6,670,000	1,496,787	8,010,000	8,315,000	9,025,000	9,540,000	0	0	41,560,000
		Property Tax	50,000		0	0	0	0	0	0	50,000
		Bonds - GO Roads	6,620,000		8,010,000	8,315,000	9,025,000	9,540,000	0	0	41,510,000
II-118	2220900	Pavement Rehabilitation Program 2027-2031	0	0	0	0	555,000	35,000	6,870,000	0	7,460,000
		Bonds - GO Roads	0		0	0	555,000	35,000	6,870,000	0	7,460,000
II-120	2999961	Maple Grove R of W Acquisition Reimbursement (CP 9635)	227,345	227,345	40,000	40,000	40,000	40,000	40,000	0	427,345
		Property Tax	227,345		40,000	40,000	40,000	40,000	40,000	0	427,345
II-122	2999971	Bottineau LRT Partnership Participation	0	0	0	0	0	2,500,000	2,750,000	2,750,000	8,000,000
		Bonds - GO Roads	0		0	0	0	2,500,000	2,750,000	2,750,000	8,000,000
II-124	2999968	Southwest LRT Partnership Participation	6,317,097	5,868,146	1,300,000	0	0	0	0	0	7,617,097
		Bonds - GO Roads	4,750,000		900,000	0	0	0	0	0	5,650,000
		Minneapolis	1,567,097		400,000	0	0	0	0	0	1,967,097

Revenues by Project

NOTE: All Total and subtotal lines precede detail

Pg#	Project Number and Name	Revenue Category	Budget to Date	Budget Remaining	2023 - 2027 Capital Improvement Program					Beyond 2027	Project Total
					2023 Budget	2024	2025	2026	2027		
II-126	2183300	Safety and Asset Management 2019-2023	32,981,957	10,530,409	7,330,000	0	0	0	0	0	40,311,957
		Property Tax	795,000		200,000	0	0	0	0	0	995,000
		Wheelage Tax	186,515		0	0	0	0	0	0	186,515
		Bonds - GO Roads	20,231,260		(3,000,000)	0	0	0	0	0	17,231,260
		Federal - Other - Roads	3,427,468		0	0	0	0	0	0	3,427,468
		Mn/DOT State Aid - Regular	8,257,714		10,050,000	0	0	0	0	0	18,307,714
		Mnnetonka	0		80,000	0	0	0	0	0	80,000
		Other - Roads	84,000		0	0	0	0	0	0	84,000
II-128	2201000	Safety and Asset Management 2024-2028	0	0	0	6,850,000	8,950,000	8,950,000	8,950,000	8,950,000	42,650,000
		Property Tax	0		0	200,000	200,000	200,000	200,000	200,000	1,000,000
		Bonds - GO Roads	0		0	700,000	2,000,000	2,000,000	2,000,000	2,000,000	8,700,000
		Mn/DOT State Aid - Regular	0		0	5,950,000	6,750,000	6,750,000	6,750,000	6,750,000	32,950,000
II-130	2183500	Cost Participation and Partnerships 2019-2023	9,255,000	4,215,199	4,165,000	0	0	0	0	0	13,420,000
		Property Tax	1,665,000		800,000	0	0	0	0	0	2,465,000
		Bonds - GO Roads	4,310,000		3,200,000	0	0	0	0	0	7,510,000
		Mn/DOT State Aid - Regular	3,225,000		0	0	0	0	0	0	3,225,000
		Bloomington	30,000		0	0	0	0	0	0	30,000
		Brooklyn Park	0		45,000	0	0	0	0	0	45,000
		Dayton	0		30,000	0	0	0	0	0	30,000
		Edina	0		30,000	0	0	0	0	0	30,000
		Mnnetonka	0		60,000	0	0	0	0	0	60,000
		New Hope	25,000		0	0	0	0	0	0	25,000
II-132	2201100	Cost Participation and Partnerships 2024-2028	0	0	0	3,100,000	3,000,000	3,000,000	3,000,000	3,000,000	15,100,000
		Property Tax	0		0	1,100,000	850,000	1,000,000	1,000,000	1,000,000	4,950,000
		Bonds - GO Roads	0		0	2,000,000	2,150,000	2,000,000	2,000,000	2,000,000	10,150,000
II-134	2183400	Project Delivery 2019-2023	1,770,000	644,850	850,000	0	0	0	0	0	2,620,000
		Property Tax	670,000		300,000	0	0	0	0	0	970,000
		Mn/DOT State Aid - Regular	1,100,000		550,000	0	0	0	0	0	1,650,000
II-136	2201200	Project Delivery 2024-2028	0	0	0	850,000	850,000	750,000	800,000	850,000	4,100,000
		Property Tax	0		0	350,000	350,000	250,000	350,000	350,000	1,650,000
		Mn/DOT State Aid - Regular	0		0	500,000	500,000	500,000	450,000	500,000	2,450,000
		Transportation Sales Tax & Development	880,892,368	204,557,674	138,000,000	57,000,000	100,000,000	150,000,000	97,100,000	0	1,422,992,368
II-138	1005876	HC Southwest Light Rail Transit	792,892,368	122,063,092	100,000,000	0	0	0	0	0	892,892,368
		Bonds - G.O. Sales Tax	450,000,000		0	0	0	0	0	0	450,000,000
		Transfer from other Funds	342,892,368		100,000,000	0	0	0	0	0	442,892,368
II-140	1005877	HC Bottineau Light Rail Transit	88,000,000	82,494,582	38,000,000	57,000,000	100,000,000	150,000,000	97,100,000	0	530,100,000
		Bonds - G.O. Sales Tax	63,000,000		0	0	50,000,000	100,000,000	37,000,000	0	250,000,000
		Transfer from other Funds	25,000,000		38,000,000	57,000,000	50,000,000	50,000,000	60,100,000	0	280,100,000
		Environment & Energy	55,500,000	43,954,921	7,100,000	6,400,000	6,400,000	0	0	0	75,400,000
II-142	1006390	HERC Facility Preservation & Improvement 2021-2025	11,000,000	(242,456)	6,000,000	5,000,000	5,000,000	0	0	0	27,000,000
		Bonds - GO Enterprise	5,000,000		0	0	0	0	0	0	5,000,000
		Enterprise Income	6,000,000		6,000,000	5,000,000	5,000,000	0	0	0	22,000,000
II-144	1006391	Energy Center Improvements 2021-2025	0	0	0	1,000,000	1,000,000	0	0	0	2,000,000
		Bonds - GO Enterprise	0		0	1,000,000	1,000,000	0	0	0	2,000,000

Revenues by Project

NOTE: All Total and subtotal lines precede detail

Pg#	Project Number and Name	Revenue Category	Budget to Date	Budget Remaining	2023 - 2027 Capital Improvement Program					Beyond 2027	Project Total
					2023 Budget	2024	2025	2026	2027		
II-146	1006392	Transfer Station Facility Preservation 2021-2025	750,000	528,744	1,100,000	400,000	400,000	0	0	0	2,650,000
		Enterprise Income	750,000		1,100,000	400,000	400,000	0	0	0	2,650,000
II-148	1008034	New Anaerobic Digestion Facility	43,750,000	43,668,633	0	0	0	0	0	0	43,750,000
		Bonds - GO Enterprise	22,000,000		0	0	0	0	0	0	22,000,000
		State - Other	21,000,000		0	0	0	0	0	0	21,000,000
		Enterprise Income	750,000		0	0	0	0	0	0	750,000
LAW, SAFETY AND JUSTICE			60,855,000	33,775,398	30,950,000	17,255,000	6,645,000	3,600,000	2,000,000	0	121,305,000
District Court			5,355,000	4,058,535	3,150,000	3,225,000	3,745,000	3,600,000	2,000,000	0	21,075,000
III-2	1006378	District Court Digital Evidence Technology	4,000,000	3,260,384	2,500,000	2,000,000	2,000,000	2,000,000	2,000,000	0	14,500,000
		Bonds - GO	1,500,000		1,750,000	1,000,000	1,000,000	1,000,000	1,000,000	0	7,250,000
		State - Other	2,500,000		750,000	1,000,000	1,000,000	1,000,000	1,000,000	0	7,250,000
III-4	1003245	HCGC Courtroom Jury Reconfiguration	1,355,000	798,151	650,000	1,225,000	1,545,000	1,600,000	0	0	6,375,000
		Bonds - GO	1,355,000		650,000	1,225,000	1,545,000	1,600,000	0	0	6,375,000
III-6	1008036	District Court Psychological Services Expansion	0	0	0	0	100,000	0	0	0	100,000
		Property Tax	0		0	0	100,000	0	0	0	100,000
III-8	1008037	New In-custody Courtroom	0	0	0	0	100,000	0	0	0	100,000
		Property Tax	0		0	0	100,000	0	0	0	100,000
Community Corrections & Rehabilitation			33,930,000	12,648,317	8,065,000	5,330,000	2,900,000	0	0	0	50,225,000
III-10	1006380	DOCCR ACF Asset Protection 2019-2025	31,620,000	11,196,439	5,000,000	4,130,000	2,900,000	0	0	0	43,650,000
		Bonds - GO	31,620,000		5,000,000	4,130,000	2,900,000	0	0	0	43,650,000
III-12	1007207	Juvenile Detention Center Safety Upgrades	2,110,000	1,251,878	2,290,000	0	0	0	0	0	4,400,000
		Bonds - GO	2,110,000		2,290,000	0	0	0	0	0	4,400,000
III-14	1009341	Juvenile Detention Center Ceiling Tile & Lighting Upgrades	0	0	625,000	0	0	0	0	0	625,000
		Bonds - GO	0		625,000	0	0	0	0	0	625,000
III-16	1009342	Government Center Secure Interview Rooms	0	0	0	1,200,000	0	0	0	0	1,200,000
		Bonds - GO	0		0	1,200,000	0	0	0	0	1,200,000
III-18	1005168	ACF Program Services Remodel	100,000	100,000	0	0	0	0	0	0	100,000
		Property Tax	100,000		0	0	0	0	0	0	100,000
III-20	1008038	ACF Men's Visitation/Education & Staff Training Remodeling	100,000	100,000	0	0	0	0	0	0	100,000
		Property Tax	100,000		0	0	0	0	0	0	100,000
III-22	0031843	ACF Women's Section Facility Modifications	0	0	150,000	0	0	0	0	0	150,000
		Property Tax	0		150,000	0	0	0	0	0	150,000
Sheriff			21,570,000	17,068,546	19,735,000	8,700,000	0	0	0	0	50,005,000
III-24	1006425	Public Safety Services Division HQ Relocation	20,000,000	16,749,096	14,570,000	7,330,000	0	0	0	0	41,900,000
		Bonds - GO	20,000,000		14,570,000	7,330,000	0	0	0	0	41,900,000
III-26	1008699	Sheriff ADC 5th Floor Reprogramming	230,000	216,000	750,000	0	0	0	0	0	980,000
		Bonds - GO	230,000		750,000	0	0	0	0	0	980,000
III-28	1009470	City Hall Ground Floor Office Remodeling	0	0	2,200,000	0	0	0	0	0	2,200,000
		Bonds - GO	0		2,200,000	0	0	0	0	0	2,200,000
III-30	1009343	Public Safety Services Division HQ Radio Tower Isolation	0	0	0	1,370,000	0	0	0	0	1,370,000
		Bonds - GO	0		0	1,370,000	0	0	0	0	1,370,000

Revenues by Project

NOTE: All Total and subtotal lines precede detail

Pg#	Project Number and Name	Revenue Category	Budget to Date	Budget Remaining	2023 - 2027 Capital Improvement Program					Beyond 2027	Project Total
					2023 Budget	2024	2025	2026	2027		
III-32	1009346	Downtown Facilities Intra-building Radio Communications	0	0	750,000	0	0	0	0	0	750,000
		Property Tax	0		0	0	0	0	0	0	0
		Bonds - GO	0		750,000	0	0	0	0	0	750,000
III-34	1009344	Government Center Lower Level Holding Cell Modifications	0	0	990,000	0	0	0	0	0	990,000
		Bonds - GO	0		990,000	0	0	0	0	0	990,000
III-36	1007214	Sheriff's Furniture Upgrades	1,340,000	103,450	475,000	0	0	0	0	0	1,815,000
		Bonds - GO	1,340,000		475,000	0	0	0	0	0	1,815,000
HEALTH			199,300,000	92,336,614	73,000,000	32,100,000	12,500,000	0	0	0	316,900,000
North Point Health & Wellness Center			89,150,000	23,044,250	1,500,000	0	0	0	0	0	90,650,000
IV-2	0031735	North Minneapolis Community Wellness Center	89,150,000	23,044,250	1,500,000	0	0	0	0	0	90,650,000
		Property Tax	100,000		0	0	0	0	0	0	100,000
		Bonds - GO	86,700,000		1,500,000	0	0	0	0	0	88,200,000
		Other	2,350,000		0	0	0	0	0	0	2,350,000
Medical Center			110,150,000	69,292,363	71,500,000	32,100,000	12,500,000	0	0	0	226,250,000
IV-4	1007546	HHS Asset Preservation 2021-2025	23,000,000	5,871,201	12,500,000	12,500,000	12,500,000	0	0	0	60,500,000
		Bonds - GO	23,000,000		12,500,000	12,500,000	12,500,000	0	0	0	60,500,000
IV-6	1008705	HHS Purple Parking Ramp Expansion	60,000,000	60,000,000	15,900,000	0	0	0	0	0	75,900,000
		Bonds - GO	60,000,000		15,900,000	0	0	0	0	0	75,900,000
		Bonds - GO Enterprise	0		0	0	0	0	0	0	0
IV-8	1009703	HHS EMS Office Buildout & Garage Infrastructure	0	0	23,100,000	0	0	0	0	0	23,100,000
		Bonds - GO Enterprise	0		23,100,000	0	0	0	0	0	23,100,000
IV-10	1008850	HHS Clinic & Specialty Center Access & Infrastructure	1,400,000	1,400,000	0	19,600,000	0	0	0	0	21,000,000
		Bonds - GO	1,400,000		0	19,600,000	0	0	0	0	21,000,000
IV-12	1009702	HHS New In-patient Bed Tower	0	0	20,000,000	0	0	0	0	0	20,000,000
		Bonds - GO	0		10,000,000	0	0	0	0	0	10,000,000
		Enterprise Income	0		10,000,000	0	0	0	0	0	10,000,000
IV-14	1007543	HHS Master Plan Preparatory Phases	25,750,000	2,021,162	0	0	0	0	0	0	25,750,000
		Bonds - GO	25,750,000		0	0	0	0	0	0	25,750,000
HUMAN SERVICES			0	0	1,000,000	2,000,000	2,000,000	0	0	0	5,000,000
V-2	1009347	Human Services Centers Space Efficiency Modifications	0	0	1,000,000	2,000,000	2,000,000	0	0	0	5,000,000
		Bonds - GO	0		1,000,000	2,000,000	2,000,000	0	0	0	5,000,000
RESIDENT SERVICES			19,935,000	17,543,127	15,180,000	17,210,000	17,665,000	22,095,000	3,830,000	0	95,915,000
Library			19,935,000	17,543,127	15,180,000	17,210,000	17,665,000	22,095,000	3,830,000	0	95,915,000
VI-2	1006394	Library Facility Preservation 2021-2025	6,900,000	5,549,963	5,000,000	6,000,000	6,000,000	0	0	0	23,900,000
		Bonds - GO	6,900,000		5,000,000	6,000,000	6,000,000	0	0	0	23,900,000
VI-4	1009348	Library Facility Modifications 2021-2025	0	0	1,500,000	750,000	750,000	750,000	750,000	0	4,500,000
		Bonds - GO	0		1,500,000	750,000	750,000	750,000	750,000	0	4,500,000
VI-6	1004476	Sumner Library Refurbishment	690,000	385,843	1,310,000	4,990,000	0	0	0	0	6,990,000
		Bonds - GO	690,000		1,310,000	4,990,000	0	0	0	0	6,990,000
VI-8	1004468	Westonka Library Replacement	200,000	197,506	840,000	2,150,000	9,565,000	0	0	0	12,755,000
		Property Tax	200,000		0	0	0	0	0	0	200,000
		Bonds - GO	0		840,000	2,150,000	9,565,000	0	0	0	12,555,000
VI-10	1006381	Rockford Road Library Asset Protection	1,340,000	854,785	5,975,000	0	0	0	0	0	7,315,000
		Bonds - GO	1,340,000		5,975,000	0	0	0	0	0	7,315,000

Revenues by Project

NOTE: All Total and subtotal lines precede detail

Pg#	Project Number and Name	Revenue Category	Budget to Date	Budget Remaining	2023 - 2027 Capital Improvement Program					Beyond 2027	Project Total
					2023 Budget	2024	2025	2026	2027		
VI-12	1004464	Linden Hills Library Refurbishment	0	0	0	0	160,000	600,000	3,080,000	0	3,840,000
		Bonds - GO	0	0	0	0	160,000	600,000	3,080,000	0	3,840,000
VI-14	1006387	Augsburg Park Library Asset Protection	0	0	555,000	2,045,000	0	0	0	0	2,600,000
		Bonds - GO	0	0	555,000	2,045,000	0	0	0	0	2,600,000
VI-16	1004469	East Lake Library Refurbishment	90,000	90,000	0	225,000	325,000	5,925,000	0	0	6,565,000
		Bonds - GO	90,000	90,000	0	225,000	325,000	5,925,000	0	0	6,565,000
VI-18	1004444	Central Library Program/Asset Strategic Plan	0	0	0	500,000	0	0	0	0	500,000
		Property Tax	0	0	0	500,000	0	0	0	0	500,000
VI-20	1001788	Brookdale Library Refurbishment	115,000	115,000	0	550,000	865,000	14,820,000	0	0	16,350,000
		Bonds - GO	115,000	115,000	0	550,000	865,000	14,820,000	0	0	16,350,000
VI-22	1005259	New Southdale Library	10,600,000	10,350,029	0	0	0	0	0	0	10,600,000
		Property Tax	200,000		0	0	0	0	0	0	200,000
		Bonds - GO	10,400,000		0	0	0	0	0	0	10,400,000
OPERATIONS			216,965,699	119,432,023	86,075,800	110,939,500	44,777,000	11,040,000	4,150,000	0	473,947,999
Emergency Management			50,000	25,195	710,000	6,650,000	0	0	0	0	7,410,000
VII-2	1006386	Emergency Management Outdoor Warning Sirens Upgrade	50,000	25,195	710,000	6,650,000	0	0	0	0	7,410,000
		Property Tax	50,000		0	0	0	0	0	0	50,000
		Bonds - GO	0		710,000	6,650,000	0	0	0	0	7,360,000
Information Technology			5,000,000	4,059,575	1,000,000	1,500,000	1,500,000	0	0	0	9,000,000
VII-4	1006393	IT Community Connectivity 2021-2025	5,000,000	4,059,575	1,000,000	1,500,000	1,500,000	0	0	0	9,000,000
		Bonds - GO	3,000,000		0	1,500,000	1,500,000	0	0	0	6,000,000
		Federal - Other	2,000,000		1,000,000	0	0	0	0	0	3,000,000
Housing & Economic Development			20,161,999	8,200,046	(30,000)	2,800,000	3,000,000	2,600,000	2,400,000	0	30,931,999
VII-6	1009875	BLRT Community Investment Initiative	0	0	500,000	0	0	0	0	0	500,000
		Property Tax	0		500,000	0	0	0	0	0	500,000
VII-8	0031805	Southwest LRT Community Works	11,173,999	2,923,539	0	1,000,000	0	0	0	0	12,173,999
		Bonds - GO	9,250,000		0	1,000,000	0	0	0	0	10,250,000
		Federal - Other	825,000		0	0	0	0	0	0	825,000
		Other	1,098,999		0	0	0	0	0	0	1,098,999
VII-10	1001560	Penn Avenue Community Works	4,553,000	2,972,348	(30,000)	0	0	0	0	0	4,523,000
		Property Tax	2,833,000		(30,000)	0	0	0	0	0	2,803,000
		Bonds - GO	800,000		0	0	0	0	0	0	800,000
		State - Other	600,000		0	0	0	0	0	0	600,000
		Other	320,000		0	0	0	0	0	0	320,000
VII-12	1002318	Bottineau LRT Community Works	4,435,000	2,304,159	(500,000)	1,800,000	3,000,000	2,600,000	2,400,000	0	13,735,000
		Property Tax	1,235,000		(500,000)	0	0	0	0	0	735,000
		Bonds - GO	2,600,000		0	1,800,000	3,000,000	2,600,000	2,400,000	0	12,400,000
		Other	600,000		0	0	0	0	0	0	600,000
Facility Services			158,638,000	96,513,034	78,577,000	95,245,000	38,940,000	8,440,000	1,750,000	0	381,590,000
VII-14	1006395	Environmental Health & Safety 2021 - 2025	1,000,000	333,453	600,000	600,000	600,000	0	0	0	2,800,000
		Property Tax	750,000		300,000	300,000	300,000	0	0	0	1,650,000
		Bonds - GO	250,000		300,000	300,000	300,000	0	0	0	1,150,000

Revenues by Project

NOTE: All Total and subtotal lines precede detail

Pg#	Project Number and Name	Revenue Category	Budget to Date	Budget Remaining	2023 - 2027 Capital Improvement Program					Beyond 2027	Project Total
					2023 Budget	2024	2025	2026	2027		
VII-16	1008701	Climate Action Plan Facility Implementation	2,000,000	1,523,941	4,000,000	5,000,000	5,000,000	7,000,000	0	0	23,000,000
		Property Tax	250,000		0	0	0	0	0	0	250,000
		Bonds - GO	1,750,000		4,000,000	5,000,000	5,000,000	7,000,000	0	0	22,750,000
VII-18	1008987	Countywide HVAC Covid Response	3,000,000	2,536,700	4,000,000	1,000,000	0	0	0	0	8,000,000
		Federal - Other	3,000,000		4,000,000	1,000,000	0	0	0	0	8,000,000
VII-20	1000874	Government Center Infrastructure Preservation	41,370,000	15,141,387	3,130,000	10,500,000	0	0	0	0	55,000,000
		Bonds - GO	41,370,000		3,130,000	10,500,000	0	0	0	0	55,000,000
VII-22	1008794	Government Center HVAC Rehabilitation	22,000,000	21,977,477	7,960,000	9,025,000	4,515,000	0	0	0	43,500,000
		Bonds - GO	22,000,000		7,960,000	9,025,000	4,515,000	0	0	0	43,500,000
VII-24	1006396	Countywide Energy Conservation 2021-2025	3,500,000	3,496,833	1,000,000	2,000,000	2,000,000	0	0	0	8,500,000
		Bonds - GO	3,500,000		1,000,000	2,000,000	2,000,000	0	0	0	8,500,000
VII-26	1006398	Building Automation System Upgrades 2021-2025	1,700,000	1,659,925	500,000	3,300,000	2,600,000	0	0	0	8,100,000
		Bonds - GO	1,700,000		500,000	3,300,000	2,600,000	0	0	0	8,100,000
VII-28	1006397	Facility Preservation 2021-2025	9,500,000	7,513,399	0	7,750,000	7,750,000	0	0	0	25,000,000
		Bonds - GO	9,500,000		0	7,750,000	7,750,000	0	0	0	25,000,000
VII-30	1007208	625 Building Occupancy Preparation & Rehabilitation	17,700,000	791,945	6,100,000	5,600,000	2,100,000	0	0	0	31,500,000
		Bonds - GO	17,700,000		6,100,000	5,600,000	2,100,000	0	0	0	31,500,000
VII-32	1008715	Security Operations Infrastructure Upgrades	750,000	615,731	2,250,000	750,000	750,000	0	0	0	4,500,000
		Bonds - GO	750,000		2,250,000	750,000	750,000	0	0	0	4,500,000
VII-34	1004461	1800 Chicago Infrastructure Replacements	10,228,000	4,093,060	2,852,000	1,670,000	0	0	0	0	14,750,000
		Bonds - GO	10,228,000		2,852,000	1,670,000	0	0	0	0	14,750,000
VII-36	1007236	Public Safety Facility Preservation	2,885,000	1,926,524	4,360,000	7,455,000	0	0	0	0	14,700,000
		Bonds - GO	2,885,000		4,360,000	7,455,000	0	0	0	0	14,700,000
VII-38	1009349	Public Works Medina Facility Preservation	0	0	515,000	10,620,000	6,600,000	1,315,000	1,750,000	0	20,800,000
		Bonds - GO	0		515,000	10,620,000	6,600,000	1,315,000	1,750,000	0	20,800,000
VII-40	1008782	ACF Work Release Building Demolition	1,985,000	1,755,171	935,000	0	0	0	0	0	2,920,000
		Bonds - GO	1,985,000		935,000	0	0	0	0	0	2,920,000
VII-42	1007209	625 Building Office Remodeling	15,000,000	12,522,445	23,400,000	0	0	0	0	0	38,400,000
		Bonds - GO	15,000,000		23,400,000	0	0	0	0	0	38,400,000
VII-44	1007210	Government Center Office Relocations & Remodeling	12,100,000	11,489,464	12,250,000	12,350,000	0	0	0	0	36,700,000
		Bonds - GO	12,100,000		12,250,000	12,350,000	0	0	0	0	36,700,000
VII-46	1007211	Government Center Court Relocations from FJC	500,000	475,100	1,000,000	13,000,000	5,500,000	0	0	0	20,000,000
		Bonds - GO	500,000		1,000,000	13,000,000	5,500,000	0	0	0	20,000,000
VII-48	1007390	HSB Clinic & Office Remodeling	3,450,000	1,027,422	0	0	0	0	0	0	3,450,000
		Bonds - GO	3,450,000		0	0	0	0	0	0	3,450,000
VII-50	1006402	General Office Space & Furniture Mods. 2021-2025	7,000,000	5,288,145	2,000,000	0	0	0	0	0	9,000,000
		Bonds - GO	7,000,000		2,000,000	0	0	0	0	0	9,000,000
VII-52	1006400	701 Building Facility Preservation 2021-2025	1,300,000	1,300,000	0	600,000	600,000	0	0	0	2,500,000
		Bonds - GO	0		0	600,000	600,000	0	0	0	1,200,000
		Lease Revenues	1,300,000		0	0	0	0	0	0	1,300,000
VII-54	1005285	701 Building Facade Restoration	0	0	0	3,000,000	0	0	0	0	3,000,000
		Bonds - GO	0		0	3,000,000	0	0	0	0	3,000,000
VII-56	1006401	Accessibility Modifications 2021-2025	500,000	432,887	0	250,000	250,000	0	0	0	1,000,000
		Bonds - GO	500,000		0	250,000	250,000	0	0	0	1,000,000

Revenues by Project

NOTE: All Total and subtotal lines precede detail

Pg#	Project Number and Name	Revenue Category	Budget to Date	Budget Remaining	2023 - 2027 Capital Improvement Program					Beyond 2027	Project Total
					2023 Budget	2024	2025	2026	2027		
VII-58	1006554	County-wide Lactation Room Refurbishments	270,000	161,236	125,000	125,000	125,000	125,000	0	0	770,000
		Bonds - GO	270,000		125,000	125,000	125,000	125,000	0	0	770,000
VII-60	1007468	Countywide All Gender Restroom Modifications	250,000	221,548	250,000	250,000	0	0	0	0	750,000
		Bonds - GO	250,000		250,000	250,000	0	0	0	0	750,000
VII-62	1006399	Carpet Replacement Program 2021-2025	650,000	229,240	600,000	400,000	550,000	0	0	0	2,200,000
		Bonds - GO	650,000		600,000	400,000	550,000	0	0	0	2,200,000
VII-64	1009111	Government Center Veteran's Monument	0	0	750,000	0	0	0	0	0	750,000
		Bonds - GO	0		750,000	0	0	0	0	0	750,000
		Municipal Building Commission	33,115,700	10,634,174	5,818,800	4,744,500	1,337,000	0	0	0	45,016,000
VII-66	0031317	MBC Life/Safety Improvements	10,106,500	3,464,142	303,500	0	0	0	0	0	10,410,000
		Property Tax	767,000		0	0	0	0	0	0	767,000
		Bonds - GO	9,339,500		303,500	0	0	0	0	0	9,643,000
VII-68	0031483	MBC Mechanical Systems Upgrades	14,584,700	3,599,474	145,300	0	0	0	0	0	14,730,000
		Property Tax	75,000		0	0	0	0	0	0	75,000
		Bonds - GO	14,509,700		145,300	0	0	0	0	0	14,655,000
VII-70	1006502	MBC Facility Safety Improvements	4,408,000	2,788,785	1,256,000	640,000	502,000	0	0	0	6,806,000
		Bonds - GO	4,408,000		1,256,000	640,000	502,000	0	0	0	6,806,000
VII-72	1008704	MBC Building-wide Electrical Upgrades	518,500	469,893	1,050,500	0	0	0	0	0	1,569,000
		Bonds - GO	518,500		1,050,500	0	0	0	0	0	1,569,000
VII-74	1008703	MBC Elevator 12 Modernization	0	0	31,500	412,500	0	0	0	0	444,000
		Bonds - GO	0		31,500	412,500	0	0	0	0	444,000
VII-76	1000935	MBC Exterior Improvements	3,155,000	354	0	3,692,000	835,000	0	0	0	7,682,000
		Bonds - GO	3,155,000		0	3,692,000	835,000	0	0	0	7,682,000
VII-78	1008223	MBC ADC Elevator Upgrades	343,000	311,526	3,032,000	0	0	0	0	0	3,375,000
		Bonds - GO	343,000		3,032,000	0	0	0	0	0	3,375,000

Projects by Revenue Source

Project Number and Name	2023 Budget	2024	2025	2026	2027	2023 - 2027 CIP TOTAL
Property Tax						
2168100 CSAH 5 - Reconst Mntka Blvd fr TH 100 to France Ave		200,000				200,000
2172600 CSAH 5 - Reconst Franklin Ave fr Blaisdell to Chicago Ave			200,000			200,000
2173000 CSAH 17 - France Ave Safety Impr fr American Blvd to 76th St	200,000					200,000
2181500 CR 26 - Replace Bridge #90627 over Painter Creek	85,000					85,000
2143102 CSAH 52 - Reconst Nicollet Ave fr 89th St to American Blvd					220,000	220,000
2091103 CSAH 112 - Reconstruct Rd fr CSAH 6 to Willow	200,000					200,000
2174100 CSAH 152 - Reconst Osseo Rd fr CSAH 2 (Penn Ave) to 49th Ave	100,000					100,000
2140800 CSAH 153 - Reconst Lowry Ave fr Marshall St to Washington			200,000			200,000
2999961 Maple Grove R of W Acquisition Reimbursement (CP 9635)	40,000	40,000	40,000	40,000	40,000	200,000
2183300 Safety and Asset Management 2019-2023	200,000					200,000
2183500 Cost Participation and Partnerships 2019-2023	800,000					800,000
2183400 Project Delivery 2019-2023	300,000					300,000
2201000 Safety and Asset Management 2024-2028		200,000	200,000	200,000	200,000	800,000
2201200 Project Delivery 2024-2028		350,000	350,000	250,000	350,000	1,300,000
2201100 Cost Participation and Partnerships 2024-2028		1,100,000	850,000	1,000,000	1,000,000	3,950,000
2052300 CSAH 22 - Reconst Lyndale Ave fr HCRRA Bridge to Franklin Ave				200,000		200,000
2181700 CSAH 121 - Replace Bridge #90617 over Rush Creek	45,000	25,000	60,000			130,000
2120800 CSAH 52 - Reconst Nicollet Ave S fr 77th to 66th St				200,000		200,000
2210900 CSAH 5 - Reconst Franklin Ave fr Lyndale to Blaisdell Ave			50,000			50,000
2202200 CSAH 40 - Glenwood Ave ped improvements fr Penn to Bryant	10,000	50,000				60,000
2210100 CSAH 52 - Hennepin Ave safety improvements fr 10th to 11th SE	10,000	20,000				30,000
2201500 CSAH 52 - Nicollet Ave safety improvements at 67th St			10,000			10,000
2211000 CSAH 66 - Golden Valley Rd safety impr at Noble & Hidden Lks		10,000	20,000			30,000
2220200 CSAH 152 - Reconstruct Cedar Ave fr Lake St to 24th St				100,000		100,000
1008036 District Court Psychological Services Expansion			100,000			100,000
1008037 New In-custody Courtroom			100,000			100,000
0031843 ACF Women's Section Facility Modifications	150,000					150,000
1001560 Penn Avenue Community Works	(30,000)					(30,000)
1002318 Bottineau LRT Community Works	(500,000)					(500,000)
1009875 BLRT Community Investment Initiative	500,000					500,000
1004444 Central Library Program/Asset Strategic Plan		500,000				500,000
1006395 Environmental Health & Safety 2021 - 2025	300,000	300,000	300,000			900,000
Property Tax - Subtotal	2,410,000	2,795,000	2,480,000	1,990,000	1,810,000	11,485,000
County Bonds: General Obligation (Property Tax Supported)						
1006378 District Court Digital Evidence Technology	1,750,000	1,000,000	1,000,000	1,000,000	1,000,000	5,750,000
1003245 HCGC Courtroom Jury Reconfiguration	650,000	1,225,000	1,545,000	1,600,000		5,020,000

Projects by Revenue Source

Project Number and Name	2023 Budget	2024	2025	2026	2027	2023 - 2027 CIP TOTAL	
County Bonds: General Obligation (Property Tax Supported), continued							
1006380	DOCCR ACF Asset Protection 2019-2025	5000000	4130000	2900000			12030000
1007207	Juvenile Detention Center Safety Upgrades	2,290,000					2,290,000
1009341	Juvenile Detention Center Ceiling Tile & Lighting Upgrades	625,000					625,000
1009342	Government Center Secure Interview Rooms		1,200,000				1,200,000
1006425	Public Safety Services Division HQ Relocation	14,570,000	7,330,000				21,900,000
1007214	Sheriff's Furniture Upgrades	475,000					475,000
1008699	Sheriff ADC 5th Floor Reprogramming	750,000					750,000
1009343	Public Safety Services Division HQ Radio Tower Isolation		1,370,000				1,370,000
1009344	Government Center Lower Level Holding Cell Modifications	990,000					990,000
1009346	Downtown Facilities Intra-building Radio Communications	750,000					750,000
1009470	City Hall Ground Floor Office Remodeling	2,200,000					2,200,000
1006386	Emergency Management Outdoor Warning Sirens Upgrade	710,000	6,650,000				7,360,000
1006393	IT Community Connectivity 2021-2025		1,500,000	1,500,000			3,000,000
0031805	Southwest LRT Community Works		1,000,000				1,000,000
1002318	Bottineau LRT Community Works		1,800,000	3,000,000	2,600,000	2,400,000	9,800,000
1006394	Library Facility Preservation 2021-2025	5,000,000	6,000,000	6,000,000			17,000,000
1004469	East Lake Library Refurbishment		225,000	325,000	5,925,000		6,475,000
1006381	Rockford Road Library Asset Protection	5,975,000					5,975,000
1004468	Westonka Library Replacement	840,000	2,150,000	9,565,000			12,555,000
1004476	Sumner Library Refurbishment	1,310,000	4,990,000				6,300,000
1004464	Linden Hills Library Refurbishment			160,000	600,000	3,080,000	3,840,000
1006387	Augsburg Park Library Asset Protection	555,000	2,045,000				2,600,000
1001788	Brookdale Library Refurbishment		550,000	865,000	14,820,000		16,235,000
1009348	Library Facility Modifications 2021-2025	1,500,000	750,000	750,000	750,000	750,000	4,500,000
1006395	Environmental Health & Safety 2021 - 2025	300,000	300,000	300,000			900,000
1000874	Government Center Infrastructure Preservation	3,130,000	10,500,000				13,630,000
1006396	Countywide Energy Conservation 2021-2025	1,000,000	2,000,000	2,000,000			5,000,000
1006398	Building Automation System Upgrades 2021-2025	500,000	3,300,000	2,600,000			6,400,000
1006397	Facility Preservation 2021-2025		7,750,000	7,750,000			15,500,000
1006402	General Office Space & Furniture Mods. 2021-2025	2,000,000					2,000,000
1007208	625 Building Occupancy Preparation & Rehabilitation	6,100,000	5,600,000	2,100,000			13,800,000
1004461	1800 Chicago Infrastructure Replacements	2,852,000	1,670,000				4,522,000
1007236	Public Safety Facility Preservation	4,360,000	7,455,000				11,815,000
1007209	625 Building Office Remodeling	23,400,000					23,400,000
1007210	Government Center Office Relocations & Remodeling	12,250,000	12,350,000				24,600,000
1007211	Government Center Court Relocations from FJC	1,000,000	13,000,000	5,500,000			19,500,000

Projects by Revenue Source

Project Number and Name	2023 Budget	2024	2025	2026	2027	2023 - 2027 CIP TOTAL	
County Bonds: General Obligation (Property Tax Supported), continued							
1006400	701 Building Facility Preservation 2021-2025		600,000	600,000			1,200,000
1005285	701 Building Facade Restoration		3,000,000				3,000,000
1006401	Accessibility Modifications 2021-2025		250,000	250,000			500,000
1006554	County-wide Lactation Room Refurbishments	125,000	125,000	125,000	125,000		500,000
1007468	Countywide All Gender Restroom Modifications	250,000	250,000				500,000
1006399	Carpet Replacement Program 2021-2025	600,000	400,000	550,000			1,550,000
1008701	Climate Action Plan Facility Implementation	4,000,000	5,000,000	5,000,000	7,000,000		21,000,000
1008715	Security Operations Infrastructure Upgrades	2,250,000	750,000	750,000			3,750,000
1008794	Government Center HVAC Rehabilitation	7,960,000	9,025,000	4,515,000			21,500,000
1008782	ACF Work Release Building Demolition	935,000					935,000
1009111	Government Center Veteran's Monument	750,000					750,000
1009349	Public Works Medina Facility Preservation	515,000	10,620,000	6,600,000	1,315,000	1,750,000	20,800,000
1006502	MBC Facility Safety Improvements	1,256,000	640,000	502,000			2,398,000
1000935	MBC Exterior Improvements		3,692,000	835,000			4,527,000
0031317	MBC Life/Safety Improvements	303,500					303,500
0031483	MBC Mechanical Systems Upgrades	145,300					145,300
1008223	MBC ADC Elevator Upgrades	3,032,000					3,032,000
1008704	MBC Building-wide Electrical Upgrades	1,050,500					1,050,500
1008703	MBC Elevator 12 Modernization	31,500	412,500				444,000
0031735	North Minneapolis Community Wellness Center	1,500,000					1,500,000
1007546	HHS Asset Preservation 2021-2025	12,500,000	12,500,000	12,500,000			37,500,000
1008705	HHS Purple Parking Ramp Expansion	15,900,000					15,900,000
1008850	HHS Clinic & Specialty Center Access & Infrastructure		19,600,000				19,600,000
1009702	HHS New In-patient Bed Tower	10,000,000					10,000,000
1009347	Human Services Centers Space Efficiency Modifications	1,000,000	2,000,000	2,000,000			5,000,000
Bonds - GO - Subtotal		166,935,800	176,704,500	82,087,000	35,735,000	8,980,000	470,442,300
County Bonds: General Obligation - Roads (Property Tax Supported)							
2155002	CSAH 3 - Reconstruct Lake St at Hiawatha Ave (TH 55)		500,000				500,000
2168100	CSAH 5 - Reconst Mntka Blvd fr TH 100 to France Ave		2,940,000				2,940,000
2172600	CSAH 5 - Reconst Franklin Ave fr Blaisdell to Chicago Ave			2,760,000			2,760,000
2163700	CSAH 9 - Participate in TH 169 Realignment of South Ramps	1,800,000					1,800,000
2174500	CSAH 12 - Stabilize slopes fr Diamond Lake to Vicksburg	2,890,000					2,890,000
2181500	CR 26 - Replace Bridge #90627 over Painter Creek		1,650,000				1,650,000
2167301	CSAH 36 & 37- Enhance bicycle facility fr I-35W to Oak St SE	3,200,000					3,200,000
2143102	CSAH 52 - Reconst Nicollet Ave fr 89th St to American Blvd				4,000,000		4,000,000
2182100	CSAH 52 - Bikeway facility fr Main St NE to 8th St NE		2,000,000				2,000,000

Projects by Revenue Source

Project Number and Name	2023 Budget	2024	2025	2026	2027	2023 - 2027 CIP TOTAL
County Bonds: General Obligation - Roads (Property Tax Supported), continued						
2167600 CSAH 81 - Replace Bridges #27006, 27007 & 27008 at Lowry	(1,095,000)					(1,095,000)
2174100 CSAH 152 - Reconst Osseo Rd fr CSAH 2 (Penn Ave) to 49th Ave	90,000					90,000
2176400 CSAH 152 - Replace Bridge #91333 over Bassett Creek	2,000,000	400,000				2,400,000
2140900 CSAH 153 - Reconst Lowry Ave fr Washington St NE to Johnson		1,500,000	1,800,000			3,300,000
2140800 CSAH 153 - Reconst Lowry Ave fr Marshall St to Washington			1,640,000			1,640,000
2176600 CSAH 158 - Replace Bridge #4510 over CP Rail	3,800,000					3,800,000
2999971 Bottineau LRT Partnership Participation				2,500,000	2,750,000	5,250,000
2999968 Southwest LRT Partnership Participation	900,000					900,000
2183300 Safety and Asset Management 2019-2023	(3,000,000)					(3,000,000)
2183500 Cost Participation and Partnerships 2019-2023	3,200,000					3,200,000
2201000 Safety and Asset Management 2024-2028		700,000	2,000,000	2,000,000	2,000,000	6,700,000
2201100 Cost Participation and Partnerships 2024-2028		2,000,000	2,150,000	2,000,000	2,000,000	8,150,000
2052300 CSAH 22 - Reconst Lyndale Ave fr HCRRRA Bridge to Franklin Ave				1,240,000	700,000	1,940,000
2181600 CSAH 31 - Replace Bridge #90489 over Minnehaha Creek					880,000	880,000
2181700 CSAH 121 - Replace Bridge #90617 over Rush Creek				1,120,000		1,120,000
2210400 Pavement Rehabilitation Program 2022-2026	8,010,000	8,315,000	9,025,000	9,540,000		34,890,000
2190100 Participate in MnDOT's I-494 expansion fr TH 169 to Airport	1,400,000					1,400,000
2220900 Pavement Rehabilitation Program 2027-2031			555,000	35,000	6,870,000	7,460,000
2154700 Participate in Maple G's Rush Creek Bld fr TH 610 to CSAH 30	4,245,000					4,245,000
Bonds - GO Roads - Subtotal	27,440,000	20,005,000	19,930,000	18,435,000	19,200,000	105,010,000
County Bonds: General Obligation (Enterprise Supported)						
1006391 Energy Center Improvements 2021-2025		1,000,000	1,000,000			2,000,000
1009703 HHS EMS Office Buildout & Garage Infrastructure	23,100,000					23,100,000
Bonds - GO Enterprise - Subtotal	23,100,000	1,000,000	1,000,000			25,100,000
County Bonds: General Obligation (Transpo Sales Tax Supported)						
1005877 HC Bottineau Light Rail Transit			50,000,000	100,000,000	37,000,000	187,000,000
Bonds - G.O. Sales Tax - Subtotal			50,000,000	100,000,000	37,000,000	187,000,000
Federal						
2155002 CSAH 3 - Reconstruct Lake St at Hiawatha Ave (TH 55)		3,500,000				3,500,000
2168100 CSAH 5 - Reconst Mntka Blvd fr TH 100 to France Ave		7,000,000				7,000,000
2172600 CSAH 5 - Reconst Franklin Ave fr Blaisdell to Chicago Ave			7,000,000			7,000,000
2173000 CSAH 17 - France Ave Safety Impr fr American Blvd to 76th St	1,800,000					1,800,000
2191700 CSAH 50 - Safety Impr Rebecca Park Trl fr Koala to Dogwood	405,000					405,000
2182100 CSAH 52 - Bikeway facility fr Main St NE to 8th St NE		5,500,000				5,500,000
2174100 CSAH 152 - Reconst Osseo Rd fr CSAH 2 (Penn Ave) to 49th Ave	150,000					150,000
2140900 CSAH 153 - Reconst Lowry Ave fr Washington St NE to Johnson		7,000,000				7,000,000

Projects by Revenue Source

Project Number and Name	2023 Budget	2024	2025	2026	2027	2023 - 2027 CIP TOTAL
Federal, continued						
2140800 CSAH 153 - Reconst Lowry Ave fr Marshall St to Washington			7,000,000			7,000,000
2176600 CSAH 158 - Replace Bridge #4510 over CP Rail	7,000,000					7,000,000
2191500 Midtown Greenway Bikeway fr Garfield Ave to Harriet Ave	1,120,000					1,120,000
2167700 TH 252 / CSAH 109 85th Avenue N interchange				7,000,000		7,000,000
2052300 CSAH 22 - Reconst Lyndale Ave fr HCRRA Bridge to Franklin Ave				7,000,000		7,000,000
2210900 CSAH 5 - Reconst Franklin Ave fr Lyndale to Blaisdell Ave			3,350,000			3,350,000
2202200 CSAH 40 - Glenwood Ave ped improvements fr Penn to Bryant		1,000,000				1,000,000
2210100 CSAH 52 - Hennepin Ave safety improvements fr 10th to 11th SE		1,368,000				1,368,000
2201500 CSAH 52 - Nicollet Ave safety improvements at 67th St			579,000			579,000
2211000 CSAH 66 - Golden Valley Rd safety impr at Noble & Hidden Lks			1,158,000			1,158,000
2220200 CSAH 152 - Reconstruct Cedar Ave fr Lake St to 24th St				5,536,000		5,536,000
1006393 IT Community Connectivity 2021-2025	1,000,000					1,000,000
1008987 Countywide HVAC Covid Response	4,000,000	1,000,000				5,000,000
Federal - Subtotal	15,475,000	26,368,000	19,087,000	19,536,000		80,466,000
State						
2191800 CSAH 42 - Pedestrian crossings along 42nd St	200,000					200,000
2155002 CSAH 3 - Reconstruct Lake St at Hiawatha Ave (TH 55)	400,000	700,000				1,100,000
2168100 CSAH 5 - Reconst Mntka Blvd fr TH 100 to France Ave	1,400,000	1,600,000	340,000			3,340,000
2172600 CSAH 5 - Reconst Franklin Ave fr Blaisdell to Chicago Ave	965,000	1,300,000	3,585,000	740,000		6,590,000
2163700 CSAH 9 - Participate in TH 169 Realignment of South Ramps	(300,000)					(300,000)
2172800 CSAH 10 - Bass Lk Rd Improve Bikeway fr CSAH 8 to Xenia		80,000	120,000	820,000		1,020,000
2173000 CSAH 17 - France Ave Safety Impr fr American Blvd to 76th St	2,085,000					2,085,000
2191600 CSAH 35 & 52 - Portland and Nicollet Flashing Yellow Arrows	250,000					250,000
2167301 CSAH 36 & 37- Enhance bicycle facility fr I-35W to Oak St SE	(750,000)					(750,000)
2191700 CSAH 50 - Safety Impr Rebecca Park Trl fr Koala to Dogwood	295,000					295,000
2182000 CSAH 51 - Reconst Sunset fr Northern to Shadywood CSAH 19	4,060,000	480,000				4,540,000
2164000 CSAH 52 - Recondition Hennepin Avenue Bridges	1,000,000	13,185,000				14,185,000
2143102 CSAH 52 - Reconst Nicollet Ave fr 89th St to American Blvd		430,000	1,265,000	1,050,000	2,500,000	5,245,000
2182100 CSAH 52 - Bikeway facility fr Main St NE to 8th St NE		4,585,000				4,585,000
2182800 CSAH 57 - Participate in Humboldt reconst fr 53rd to 57th Ave			700,000			700,000
2167600 CSAH 81 - Replace Bridges #27006, 27007 & 27008 at Lowry	(300,000)					(300,000)
2182300 CSAH 82 - Const multi-use trail fr county line to 2nd St	650,000	2,580,000				3,230,000
2091103 CSAH 112 - Reconstruct Rd fr CSAH 6 to Willow	14,575,000					14,575,000
2181800 CSAH 146 - Replace Bridge #90623 over Luce Line Trail		50,000	205,000	295,000	4,600,000	5,150,000
2174100 CSAH 152 - Reconst Osseo Rd fr CSAH 2 (Penn Ave) to 49th Ave	3,450,000					3,450,000
2176400 CSAH 152 - Replace Bridge #91333 over Bassett Creek	360,000	200,000	1,300,000			1,860,000

Projects by Revenue Source

Project Number and Name	2023 Budget	2024	2025	2026	2027	2023 - 2027 CIP TOTAL
State, continued						
2140900 CSAH 153 - Reconst Lowry Ave fr Washington St NE to Johnson		1,300,000	2,200,000			3,500,000
2140800 CSAH 153 - Reconst Lowry Ave fr Marshall St to Washington	860,000	1,750,000	1,600,000			4,210,000
2176600 CSAH 158 - Replace Bridge #4510 over CP Rail	440,000					440,000
2183300 Safety and Asset Management 2019-2023	10,050,000					10,050,000
2183400 Project Delivery 2019-2023	550,000					550,000
2201000 Safety and Asset Management 2024-2028		5,950,000	6,750,000	6,750,000	6,750,000	26,200,000
2201200 Project Delivery 2024-2028		500,000	500,000	500,000	450,000	1,950,000
2200800 CSAH 10 - Replace Bridge #91131 over Twin Lake	55,000	80,000	1,280,000			1,415,000
2200900 CSAH 17 - Replace Bridge #90475 over Nine Mile Creek	250,000	285,000	2,335,000			2,870,000
2052300 CSAH 22 - Reconst Lyndale Ave fr HCRRR Bridge to Franklin Ave	400,000	600,000	705,000	1,345,000	2,640,000	5,690,000
2181600 CSAH 31 - Replace Bridge #90489 over Minnehaha Creek		105,000	360,000	440,000	2,800,000	3,705,000
2200700 CSAH 40 - Replace Bridge #94282 over Basset Creek	45,000	155,000	195,000	2,100,000		2,495,000
2120800 CSAH 52 - Reconst Nicollet Ave S fr 77th to 66th St	480,000	1,030,000	1,440,000	8,240,000	4,160,000	15,350,000
2210900 CSAH 5 - Reconst Franklin Ave fr Lyndale to Blaisdell Ave	430,000	545,000	985,000			1,960,000
2202200 CSAH 40 - Glenwood Ave ped improvements fr Penn to Bryant	120,000	465,000				585,000
2210100 CSAH 52 - Hennepin Ave safety improvements fr 10th to 11th SE	80,000	175,000				255,000
2201500 CSAH 52 - Nicollet Ave safety improvements at 67th St	45,000	55,000	80,000			180,000
2211000 CSAH 66 - Golden Valley Rd safety impr at Noble & Hidden Lks	80,000	110,000	195,000			385,000
2193300 Metro Transit B Line - Additional Scope	660,000	6,150,000				6,810,000
2220200 CSAH 152 - Reconstruct Cedar Ave fr Lake St to 24th St	290,000	490,000	506,000	1,872,000		3,158,000
2190100 Participate in MnDOT's I-494 expansion fr TH 169 to Airport	2,200,000					2,200,000
2220800 CSAH 50 - Drainage improvements fr west county line to TH 55	2,145,000					2,145,000
1006378 District Court Digital Evidence Technology	750,000	1,000,000	1,000,000	1,000,000	1,000,000	4,750,000
State - Subtotal	48,270,000	45,935,000	27,646,000	25,152,000	24,900,000	171,903,000
Other Revenues						
2191800 CSAH 42 - Pedestrian crossings along 42nd St	150,000					150,000
2155002 CSAH 3 - Reconstruct Lake St at Hiawatha Ave (TH 55)		800,000				800,000
2168100 CSAH 5 - Reconst Mntka Blvd fr TH 100 to France Ave	775,000	1,260,000	85,000			2,120,000
2172600 CSAH 5 - Reconst Franklin Ave fr Blaisdell to Chicago Ave	615,000	1,000,000	1,640,000	185,000		3,440,000
2163700 CSAH 9 - Participate in TH 169 Realignment of South Ramps	320,000					320,000
2172800 CSAH 10 - Bass Lk Rd Improve Bikeway fr CSAH 8 to Xenia		30,000	70,000	180,000		280,000
2174500 CSAH 12 - Stabilize slopes fr Diamond Lake to Vicksburg	405,000					405,000
2173000 CSAH 17 - France Ave Safety Impr fr American Blvd to 76th St	915,000					915,000
2191600 CSAH 35 & 52 - Portland and Nicollet Flashing Yellow Arrows	190,000					190,000
2167301 CSAH 36 & 37- Enhance bicycle facility fr I-35W to Oak St SE	(520,000)					(520,000)
2182000 CSAH 51 - Reconst Sunset fr Northern to Shadywood CSAH 19	810,000	120,000				930,000

Projects by Revenue Source

Project Number and Name	2023 Budget	2024	2025	2026	2027	2023 - 2027 CIP TOTAL
Other Revenues, continued						
2143102 CSAH 52 - Reconst Nicollet Ave fr 89th St to American Blvd		110,000	655,000	600,000	1,680,000	3,045,000
2182100 CSAH 52 - Bikeway facility fr Main St NE to 8th St NE		1,820,000				1,820,000
2182300 CSAH 82 - Const multi-use trail fr county line to 2nd St	150,000	1,720,000				1,870,000
2091103 CSAH 112 - Reconstruct Rd fr CSAH 6 to Willow	275,000					275,000
2174100 CSAH 152 - Reconst Osseo Rd fr CSAH 2 (Penn Ave) to 49th Ave	760,000					760,000
2140900 CSAH 153 - Reconst Lowry Ave fr Washington St NE to Johnson		400,000	1,000,000			1,400,000
2140800 CSAH 153 - Reconst Lowry Ave fr Marshall St to Washington	340,000	800,000	860,000			2,000,000
2176600 CSAH 158 - Replace Bridge #4510 over CP Rail	1,660,000					1,660,000
2191500 Midtown Greenway Bikeway fr Garfield Ave to Harriet Ave	480,000					480,000
2167700 TH 252 / CSAH 109 85th Avenue N interchange				1,280,000		1,280,000
2999968 Southwest LRT Partnership Participation	400,000					400,000
2183300 Safety and Asset Management 2019-2023	80,000					80,000
2183500 Cost Participation and Partnerships 2019-2023	165,000					165,000
2200800 CSAH 10 - Replace Bridge #91131 over Twin Lake	40,000	50,000	300,000			390,000
2052300 CSAH 22 - Reconst Lyndale Ave fr HCRRA Bridge to Franklin Ave	100,000	320,000	425,000	810,000	910,000	2,565,000
2181600 CSAH 31 - Replace Bridge #90489 over Minnehaha Creek		25,000	170,000	230,000	920,000	1,345,000
2200700 CSAH 40 - Replace Bridge #94282 over Basset Creek	15,000	75,000	105,000	700,000		895,000
2181700 CSAH 121 - Replace Bridge #90617 over Rush Creek	5,000	25,000	40,000	120,000		190,000
2120800 CSAH 52 - Reconst Nicollet Ave S fr 77th to 66th St	120,000	540,000	810,000	2,110,000	1,040,000	4,620,000
2210900 CSAH 5 - Reconst Franklin Ave fr Lyndale to Blaisdell Ave	180,000	435,000	255,000			870,000
2202200 CSAH 40 - Glenwood Ave ped improvements fr Penn to Bryant		115,000				115,000
2210100 CSAH 52 - Hennepin Ave safety improvements fr 10th to 11th SE	90,000	195,000				285,000
2201500 CSAH 52 - Nicollet Ave safety improvements at 67th St	45,000	55,000	90,000			190,000
2211000 CSAH 66 - Golden Valley Rd safety impr at Noble & Hidden Lks	50,000	80,000	107,000			237,000
2193300 Metro Transit B Line - Additional Scope	240,000	1,540,000				1,780,000
2220200 CSAH 152 - Reconstruct Cedar Ave fr Lake St to 24th St	70,000	270,000	354,000	492,000		1,186,000
1006390 HERC Facility Preservation & Improvement 2021-2025	6,000,000	5,000,000	5,000,000			16,000,000
1006392 Transfer Station Facility Preservation 2021-2025	1,100,000	400,000	400,000			1,900,000
1009702 HHS New In-patient Bed Tower	10,000,000					10,000,000
Other Revenues - Subtotal	26,025,000	17,185,000	12,366,000	6,707,000	4,550,000	66,833,000
Transfer from Other Funds (Transporation Sales Tax)						
1005876 HC Southwest Light Rail Transit	100,000,000					100,000,000
1005877 HC Bottineau Light Rail Transit	38,000,000	57,000,000	50,000,000	50,000,000	60,100,000	255,100,000
Transfer from Other Funds (Transpo Sales Tax) Subtotal	138,000,000	57,000,000	50,000,000	50,000,000	60,100,000	355,100,000
Total	447,655,800	346,992,500	264,596,000	257,555,000	156,540,000	1,473,339,300

Historic Capital Budget Information

Revenue Sources and Capital Budget as a share of the Total County Budget

Year	Revenue Sources in the Capital Budget:						Total Capital Budget	Total County Budget	Capital Budget as % of County Budget
	GO Bonding* Property Tax supported	GO Bonding* Enterprise supported	GO Bonding* Sales Tax supported	Transportation Sales & Use Tax	Property Tax	Enterprise, Intergovernmental, Other			
2000	93,114,971	-	-	-	3,001,600	50,578,500	146,695,071	1,501,060,643	9.77%
2001	94,369,060	-	-	-	2,661,000	30,755,940	127,786,000	1,573,567,747	8.12%
2002	90,749,400	-	-	-	2,668,000	45,762,300	139,179,700	1,691,834,340	8.23%
2003	64,860,350	-	-	-	2,590,680	39,508,000	106,959,030	1,722,826,542	6.21%
2004	50,339,000	-	-	-	450,000	40,128,000	90,917,000	1,641,201,077	5.54%
2005	61,588,400	-	-	-	1,492,000	80,061,600	143,142,000	1,763,155,417	8.12%
2006	83,789,941	14,300,000	-	-	2,051,000	74,797,679	174,938,620	1,895,331,674	9.23%
2007	89,116,000	35,605,000	-	-	2,703,000	68,743,093	196,167,093	1,494,604,092	13.13%
2008	102,046,000	412,000	-	-	3,003,654	58,738,346	164,200,000	1,599,431,279	10.27%
2009	134,411,335	4,719,000	-	-	1,847,000	75,775,665	216,753,000	1,723,030,661	12.58%
2010	69,645,000	2,700,000	-	-	1,656,000	85,315,000	159,316,000	1,595,987,721	9.98%
2011	56,192,000	1,250,000	-	-	1,611,000	75,702,669	134,755,669	1,561,430,109	8.63%
2012	41,834,000	768,750	-	-	6,151,000	70,074,500	118,828,250	1,649,528,239	7.20%
2013	64,463,641	23,000,000	-	-	4,736,000	90,742,328	182,941,969	1,778,594,937	10.29%
2014	64,831,000	32,547,000	-	-	4,659,000	78,997,000	181,034,000	1,778,819,247	10.18%
2015	101,604,000	23,000,000	-	-	7,261,000	125,083,270	256,948,270	1,817,156,875	14.14%
2016	110,247,852	72,689,000	-	-	5,730,218	99,417,148	288,084,218	1,943,278,336	14.82%
2017	110,648,000	72,312,000	-	-	5,875,218	119,585,390	308,420,608	1,937,726,503	15.92%
2018	206,418,000	3,925,000	150,000,000	-	4,850,218	68,175,008	433,368,226	2,379,198,742	18.21%
2019	136,011,600	11,675,000	152,076,000	100,000,000	3,865,000	67,016,400	470,644,000	2,359,677,967	19.95%
2020	107,176,000	5,000,000	160,924,000	123,615,664	3,004,000	62,341,500	462,061,164	2,436,242,037	18.97%
2021	124,621,870	6,000,000	-	1,191,449	1,875,000	56,037,141	189,725,460	2,197,873,815	8.63%
2022	217,839,500	22,000,000	-	10,000,000	2,654,000	84,521,000	337,014,500	2,455,784,326	13.72%
2023	194,375,800	23,100,000	-	138,000,000	2,410,000	89,770,000	447,655,800	2,706,003,227	16.54%
2024	196,709,500	1,000,000	-	57,000,000	2,795,000	89,488,000	346,992,500	2,706,003,227	12.82%
2025	102,017,000	1,000,000	50,000,000	50,000,000	2,480,000	59,099,000	264,596,000	2,706,003,227	9.78%
2026	54,170,000	-	100,000,000	50,000,000	1,990,000	51,395,000	257,555,000	2,706,003,227	9.52%
2027	28,180,000	-	37,000,000	60,100,000	1,810,000	29,450,000	156,540,000	2,706,003,227	5.78%

* GO Bonding is a General Obligation bond issuance backed by the full faith and credit of the county.

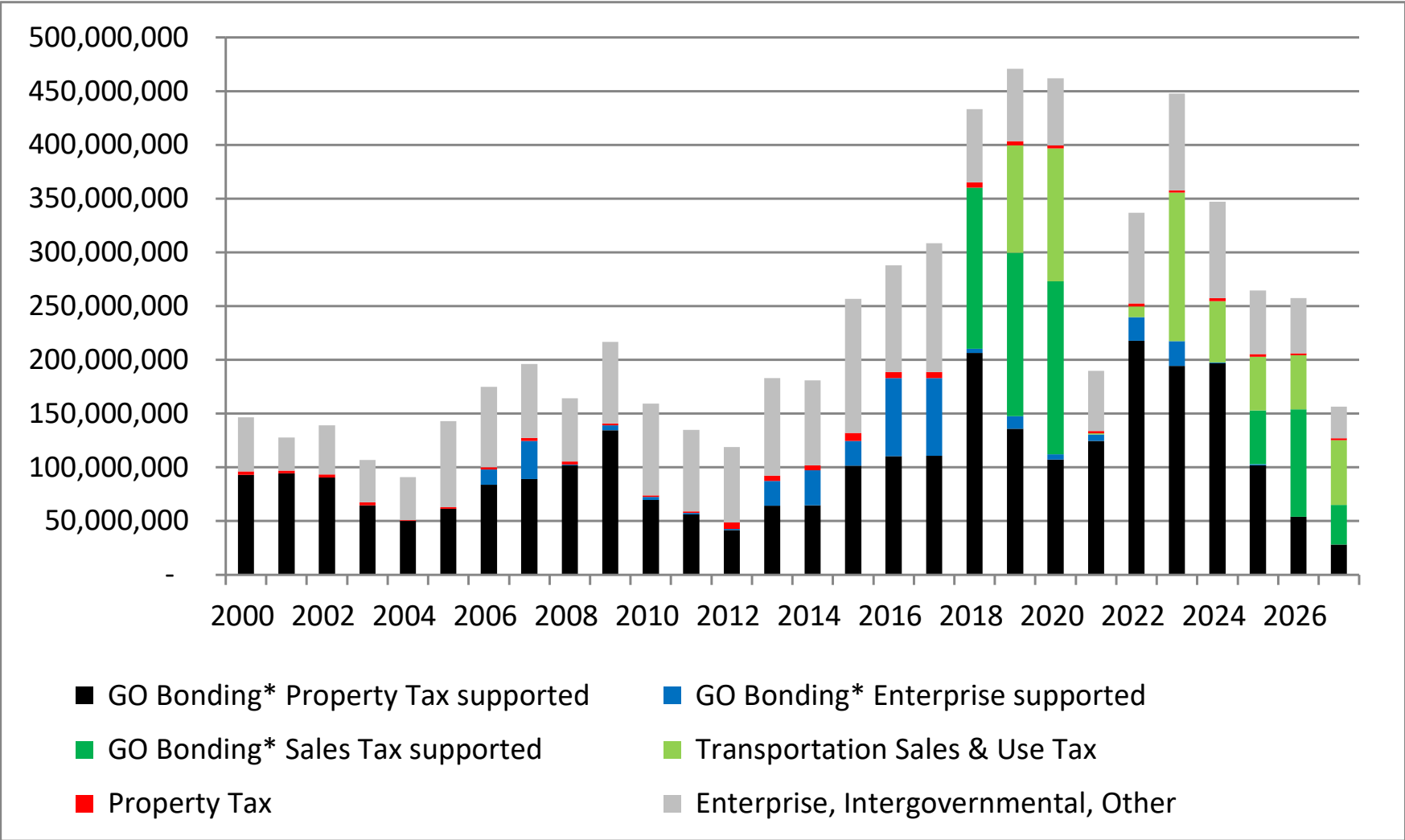
For comparative purposes, each annual capital budget shown is the original budget effective January 1 of that year (unadjusted).

Years 2023 - 2027 is the County Board Adopted 5-Year Capital Improvement Program.

Total County Budget for years 2023-2027 is the County Board Adopted 2023 Budget.

Historic Capital Budget Information

Revenue Sources



* GO Bonding is a General Obligation bond issuance backed by the full faith and credit of the county.

For comparative purposes, each annual capital budget shown is the original budget effective January 1 of that year (unadjusted). Years 2023 - 2027 is the County Board Adopted 5-Year Capital Improvement Program.

2023-2027 Debt Perspective

The debt management strategy of Hennepin County for 2023 through 2027 takes into account the need to borrow funds for completion of the Capital Improvement Plan as adopted by the County Board.

At the end of 2022, Hennepin County had \$1,349.6 million of general obligation (GO) debt outstanding. Of this amount, there was \$1,020.7 million of general obligation property tax levy-supported debt outstanding. Additionally, there was \$328.9 million of general obligation revenue-supported bonds outstanding. This amount consists of \$321.6 million of general obligation sales tax revenue bonds secured by the County's 0.50% transportation sales tax and \$7.3 million of bonds issued on behalf of the Minnehaha Creek Watershed District, which are payable from that special district's property tax levy.

The county is authorized by state statute to issue debt for general capital improvement projects as well as for a variety of other purposes, including libraries, solid waste facilities and capital equipment. These authorities are briefly summarized in the next section.

The total amount of debt that the county could potentially issue under its general capital improvement bonding authority (Minnesota Statutes 373.40, as described below) is approximately \$2.8 billion. This amount of bonding authority varies with changes in the taxable market value of property within the county. All of the county's currently outstanding property tax supported debt (\$1,020.7 million) has been issued pursuant to this authority. The current capital plan includes \$194 million of new general obligation debt issuance payable from property tax revenues in 2023.

In general, the county makes use of bonded indebtedness in accordance with these principles:

1. Debt is normally issued only for major projects with a county expense in excess of \$150,000
2. Debt is not to be used for operating projects or those projects whose life expectancy does not exceed the maturity of the bonds
3. The county balances debt issuance and current property taxes for capital projects to maintain consistent levels of tax burden
4. The county maintains its strong financial framework and Aaa/AAA/AAA bond rating

The county's outstanding debt at the end of 2021 and 2022, and future debt service property tax levy requirements are summarized at the conclusion of this section.

Summary of the County's Authority to Issue Debt

In addition to the general financing authority for Minnesota counties, provided by Minnesota Statutes, Chapter 475, as amended, the County has authority to issue general obligation and revenue bonds or notes for a wide variety of purposes pursuant to different statutory authorities. A brief summary of some of the various purposes for which the County may issue bonds follows:

Capital Improvement Bonds - Minnesota Statutes, Section 373.40

The County can issue general obligation bonds under this statute for the acquisition or betterment of public lands, buildings, or other improvements within the County for the purpose of a County courthouse, administrative building, health or social service facility, correctional facility, jail, law enforcement center, hospital, morgue, library, park, qualified indoor ice arena, roads and bridges, public works facilities, fairground buildings, records and data storage, and the acquisition of certain development rights. The County may also issue bonds under this provision for certain housing and redevelopment projects.

Issuance of debt pursuant to this authority is subject to certain limitations: (i) the County must annually adopt a five-year capital improvement plan; (ii) the maximum annual principal and interest for all bonds issued pursuant to this authority must be less than 0.12% of the estimated market value in the County; and (iii) bonds issued pursuant to this authority could be subject to referendum upon petition by voters equal to 5% of the votes cast at the last general election in the County.

Library Bonds - Minnesota Statutes, Section 383B.245

The County is authorized to issue general obligation bonds to acquire, better and construct County library buildings and branches payable from a tax levy not exceeding, in aggregate, 0.01612% of the estimated market value of taxable property in the County.

Capital Notes - Minnesota Statutes, Section 373.01, Subd. 3

The County is authorized to issue capital notes subject to the County debt limit to finance capital equipment that has an expected useful life at least equal to the term of the notes. The notes must mature in ten years or less.

Tax Anticipation Notes – Minnesota Statutes, Section 383B.117, Subd. 1

The County may issue certificates of indebtedness in anticipation of the collection of taxes levied for any fund and not yet collected. The County has established a commercial paper program, in an amount not to exceed \$250 million outstanding at any one time, and has authorized the issuance of certificates of indebtedness in the form of commercial paper certificates pursuant to this authority.

Capital Notes - Minnesota Statutes, 383B.117, Subd. 2

The County is authorized to issue capital notes to finance equipment acquisition. The principal amount of the notes issued for any year cannot exceed 1% of that year's annual budget and the notes must mature in ten years or less. The annual budget for Hennepin

Healthcare System, Inc. is added to the budget of the County in calculating this limitation. The capital notes issuable under this statute are in addition to obligations issuable under Section 373.01, Subd. 3.

Transportation Sales Tax Bonds - Minnesota Statutes, Section 297A.993

The County is authorized under Minnesota Statutes, Section 297A.993 to issue bonds for (i) payment of the capital cost of a specific transportation project or improvement; (ii) payment of the costs, which may include both capital and operating costs, of a specific transit project or improvement; (iii) payment of the capital costs of a safe routes to school program; or (iv) payment of transit operating costs.

Such bonds may be issued as special limited obligations of the County, payable solely from the proceeds of a 0.50% sales and use tax and a \$20 motor vehicle excise tax, or the County may choose to pledge its full faith, credit and taxing power as additional security for the bonds. The Hennepin County Regional Railroad Authority may also pledge its taxing powers to provide further security for such bonds.

Watershed District Bonds – Minnesota Statutes, Section 103B.251

The County may issue general obligation bonds to pay in whole or in part the costs of capital improvements contained in the capital improvement plan of a watershed management district located within the County. The bonds issued under this authority shall be paid from the proceeds of a tax levied on that part of the watershed identified in the certification for payment made to the County.

Solid Waste Facilities - Minnesota Statutes, Section 473.811

The County may by resolution authorize the issuance of general obligation and/or revenue bonds to provide funds for various solid waste facilities or improvements.

Parking Facilities - Minnesota Statutes, Section 383B.20

The County is authorized to issue general obligation and/or revenue bonds to provide off-street parking facilities. No election is required if the net revenues of the off-street parking facility are pledged to the bonds. However, the bonds are included in computing the net debt of the County.

Installment and Lease Purchase Agreements for Personal Property – Minnesota Statutes, Section 465.71

The County is authorized to enter into an installment contract for personal property or to lease real or personal property with an option to purchase under a lease-purchase agreement. Such contracts and agreements must be subject to annual termination through non-appropriation at the discretion of the County Board.

Installment and Lease Purchase Agreements for Equipment – Minnesota Statutes, Section 383B.143, Subd. 2

The County is authorized to enter into an installment purchase or lease purchase agreement of equipment for a period not to exceed seven years. The agreements are subject to annual appropriations by the County Board.

Real Property Leases – Minnesota Statutes, Section 383B.159

The County is authorized to enter into full-term real property leases, including lease-purchase agreements.

Jail Bonds – Minnesota Statutes, Section 641.23

The County is authorized to issue bonds for a jail without a referendum provided the annual debt payable in any year shall not exceed .09671% of estimated market value of taxable property in the County.

Law Enforcement Facility Lease Revenue Agreement - Minnesota Statutes, Section 641.24

The County is authorized to enter into leases for the purpose of financing law enforcement facilities. Under this arrangement, a city within the County or the County Housing and Redevelopment Authority would issue revenue bonds to finance a law enforcement facility, construct the facility and lease it to the County. The County would be required to levy a tax to pay the lease rentals in an amount sufficient to pay the revenue bonds, which tax levy would not be subject to the levy limitation, provided that the rentals under the lease not exceed in any year 1/10th of 1% of the estimated market value within the County.

Other Bonding Authority – Minnesota Statutes, Section 475.52, Subd. 6

The County is authorized to issue bonds to pay unpaid judgments against it and to fund certain actuarial liabilities. No election is required.

Multijurisdictional Programs – Minnesota Statutes, 383B.79

The County is authorized to participate in multijurisdictional reinvestment programs with other political subdivisions located entirely or partially within the County for statutorily specified purposes, including but not limited to housing projects, housing development projects or redevelopment projects, and projects located in designated transportation improvement areas. Bonds for such projects may be issued by either the County or the HRA, subject to the statutory procedures and limitations that govern Capital Improvement Bonds under Section 373.40.

Ballpark Sales Tax Revenue Bonds - Minnesota Statutes, Section 473.757, Subd. 9

The County is authorized to issue revenue bonds payable from the proceeds of a 0.15% county-wide sales tax, to provide funds to finance a portion of the costs to acquire and construct a major league baseball park, owned and operated by the Minnesota Ballpark Authority. The County has issued the maximum principal amount of bonds authorized under this statute, and is authorized to refund such bonds.

Revenue Bonds

The County is authorized under Minnesota law to issue revenue bonds for various purposes, including County-owned nursing homes (Section 376.56), medical facilities (Sections 447.45-447.50), certain industrial development projects and facilities for nonprofit corporations (Sections 469.152-469.165), recreational facilities (Section 471.15), indoor ice

arenas (Sections 373.43 and 373.44) and district heating systems (Section 475.525). Bonds payable wholly from revenues are not subject to the County debt limit or any election requirement.

More details about the County’s outstanding debt are included in county bond official statements that are available by request from the Office of Budget and Finance or online at <https://emma.msrb.org>.

The following tables show the outstanding debt of the county, the 2023 adopted debt service levy and the future levy requirements needed to support the County’s outstanding property tax supported debt.

	Outstanding as of 12/31/2021	Outstanding as of 12/31/2022	2023 Debt Service Levy
Property Tax-Supported General Obligation Bonds	\$1,049,240,000	\$1,020,705,000	\$97,000,000
Other General Obligation Bonds			
Minnehaha Creek Watershed District (1)	7,935,000	7,280,000	
Transportation Sales Tax Bonds (2)	337,420,000	321,630,000	
Ballpark Sales Tax Revenue Bonds (3)	94,875,000	89,655,000	
Total	\$1,489,470,000	\$1,439,270,000	

**FUTURE DEBT SERVICE PROPERTY TAX
REQUIREMENTS ON OUTSTANDING DEBT**

Year	Total Levy
2023	\$ 97,000,000
2024	96,329,988
2025	93,861,431
2026	93,581,180
2027	93,225,481
2028	89,612,880
2029	82,739,855
2030	70,041,751
2031	69,761,704
2032	65,985,144
2033-42	443,197,175
Total	\$ 1,303,045,182

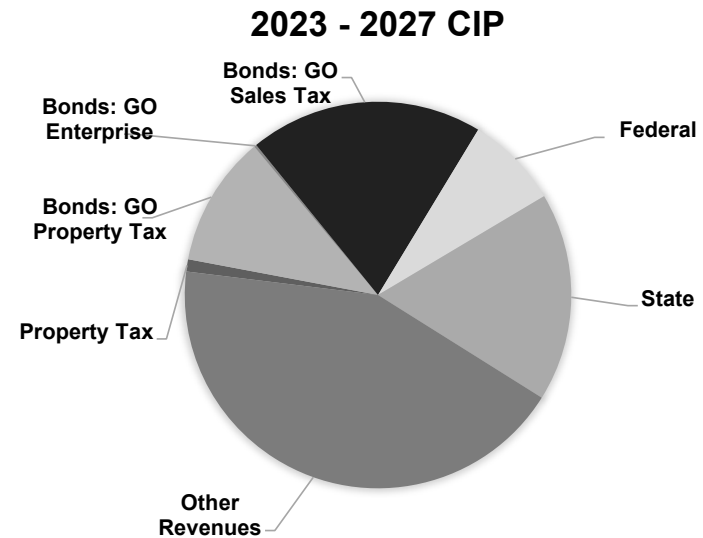
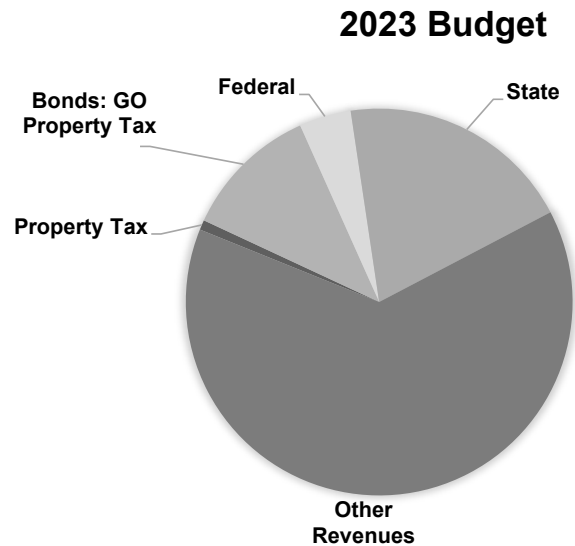
(1) These bonds are payable from property taxes levied within the Minnehaha Creek Watershed District.

(2) These bonds are payable from proceeds of a 0.50% Hennepin County transportation sales tax.

(3) These bonds are payable from proceeds of a 0.15% Hennepin County ballpark sales tax.

Public Works

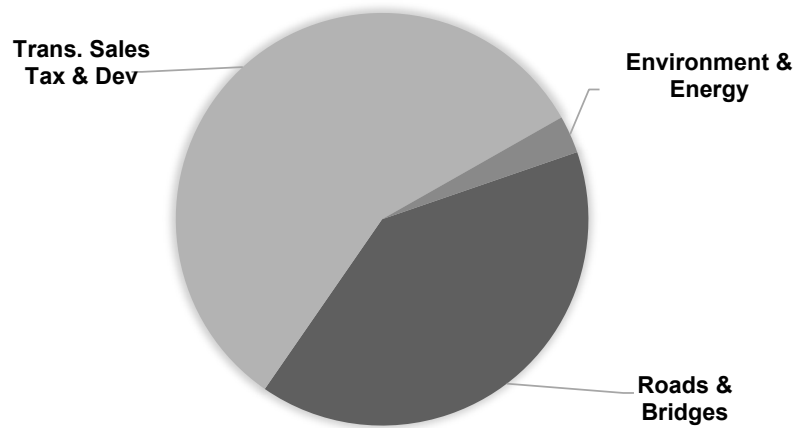
The Public Works line of business encompasses a wide range of services for the benefit of the general public in the areas of transportation, energy, environmental management, and transit. The line of business comprises: Transportation Operations, Transportation Project Delivery, Transportation Sales Tax & Development, Environment & Energy, Climate Change & Resiliency, and Transit & Mobility; all supported by Public Works Administration. The Solid Waste Enterprise Fund, Energy Center Fund, Fleet Services Fund, Transportation Sales & Use Tax Fund and Glen Lake Golf Course Fund are managed by Public Works.



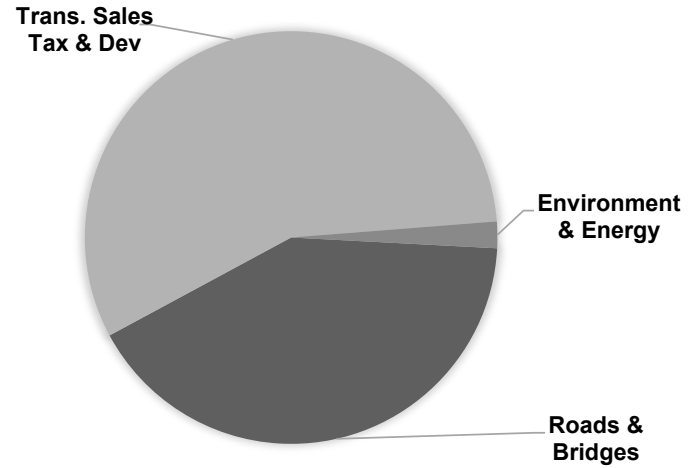
Revenue Category	2023 Budget		2024	2025	2026	2027	2023 - 2027 CIP	
Property Tax	1,990,000	0.8%	1,995,000	1,980,000	1,990,000	1,810,000	9,765,000	1.0%
Bonds: GO Property Tax	27,440,000	11.4%	20,005,000	19,930,000	18,435,000	19,200,000	105,010,000	11.0%
Bonds: GO Enterprise	0	0.0%	1,000,000	1,000,000	0	0	2,000,000	0.2%
Bonds: GO Sales Tax	0	0.0%	0	50,000,000	100,000,000	37,000,000	187,000,000	19.5%
Federal	10,475,000	4.3%	25,368,000	19,087,000	19,536,000	0	74,466,000	7.8%
State	47,520,000	19.7%	44,935,000	26,646,000	24,152,000	23,900,000	167,153,000	17.5%
Other Revenues	154,025,000	63.8%	74,185,000	62,366,000	56,707,000	64,650,000	411,933,000	43.0%
Total	241,450,000	100.0%	167,488,000	181,009,000	220,820,000	146,560,000	957,327,000	100.0%

Public Works Expenditures

2023 Budget



2023 - 2027 CIP



Expenditure Area	2023 Budget		2024	2025	2026	2027	2023 - 2027 CIP	
Roads & Bridges	96,350,000	39.9%	104,088,000	74,609,000	70,820,000	49,460,000	395,327,000	41.3%
Trans. Sales Tax & Dev	138,000,000	57.2%	57,000,000	100,000,000	150,000,000	97,100,000	542,100,000	56.6%
Environment & Energy	7,100,000	2.9%	6,400,000	6,400,000	0	0	19,900,000	2.1%
Total	241,450,000	100.0%	167,488,000	181,009,000	220,820,000	146,560,000	957,327,000	100.0%

Revenues by Project

NOTE: All Total and subtotal lines precede detail

Pg#	Project Number and Name	Revenue Category	Budget to Date	Budget Remaining	2023 - 2027 Capital Improvement Program					Beyond 2027	Project Total
					2023 Budget	2024	2025	2026	2027		
	Grand Total		1,708,762,047	671,198,461	447,655,800	346,992,500	264,596,000	257,555,000	156,540,000	22,250,000	3,204,351,347
	PUBLIC WORKS		1,211,706,348	408,111,300	241,450,000	167,488,000	181,009,000	220,820,000	146,560,000	22,250,000	2,191,283,348
	Transportation Roads & Bridges		275,313,980	159,598,705	96,350,000	104,088,000	74,609,000	70,820,000	49,460,000	22,250,000	692,890,980
II-10	2121100 CSAH 2 - Penn Avenue from I-394 to 44th Avenue		13,113,660	1,889,578	0	0	0	0	0	0	13,113,660
	Property Tax		550,000		0	0	0	0	0	0	550,000
	Bonds - GO Roads		7,690,000		0	0	0	0	0	0	7,690,000
	Mn/DOT State Aid - Regular		1,500,000		0	0	0	0	0	0	1,500,000
	Minneapolis		3,373,660		0	0	0	0	0	0	3,373,660
II-12	2155002 CSAH 3 - Reconstruct Lake St at Hiawatha Ave (TH 55)		400,000	2,489	400,000	5,500,000	0	0	0	0	6,300,000
	Bonds - GO Roads		200,000		0	500,000	0	0	0	0	700,000
	Federal - Other - Roads		0		0	3,500,000	0	0	0	0	3,500,000
	Mn/DOT Turnback Funds		0		400,000	700,000	0	0	0	0	1,100,000
	Minneapolis		200,000		0	800,000	0	0	0	0	1,000,000
II-14	2168100 CSAH 5 - Reconst Mntka Blvd fr TH 100 to France Ave		1,220,000	235,697	2,175,000	13,000,000	425,000	0	0	0	16,820,000
	Property Tax		0		0	200,000	0	0	0	0	200,000
	Bonds - GO Roads		0		0	2,940,000	0	0	0	0	2,940,000
	Federal - Other - Roads		0		0	7,000,000	0	0	0	0	7,000,000
	Mn/DOT State Aid - Regular		920,000		1,400,000	0	340,000	0	0	0	2,660,000
	Mn/DOT Turnback Funds		0		0	1,600,000	0	0	0	0	1,600,000
	Minneapolis		0		0	75,000	0	0	0	0	75,000
	St Louis Park		300,000		775,000	1,185,000	85,000	0	0	0	2,345,000
II-16	2172600 CSAH 5 - Reconst Franklin Ave fr Blaisdell to Chicago Ave		1,560,000	500,054	1,580,000	2,300,000	15,185,000	925,000	0	0	21,550,000
	Property Tax		0		0	0	200,000	0	0	0	200,000
	Bonds - GO Roads		0		0	0	2,760,000	0	0	0	2,760,000
	Federal - Other - Roads		0		0	0	7,000,000	0	0	0	7,000,000
	Mn/DOT State Aid - Regular		1,210,000		965,000	1,300,000	3,585,000	740,000	0	0	7,800,000
	Minneapolis		350,000		615,000	1,000,000	1,640,000	185,000	0	0	3,790,000
II-18	2210900 CSAH 5 - Reconst Franklin Ave fr Lyndale to Blaisdell Ave		180,000	35,000	610,000	980,000	4,640,000	0	0	0	6,410,000
	Property Tax		0		0	0	50,000	0	0	0	50,000
	Federal - Other - Roads		0		0	0	3,350,000	0	0	0	3,350,000
	Mn/DOT State Aid - Regular		145,000		430,000	545,000	985,000	0	0	0	2,105,000
	Minneapolis		35,000		180,000	435,000	255,000	0	0	0	905,000
II-20	2163700 CSAH 9 - Participate in TH 169 Realignment of South Ramp		780,000	780,000	1,820,000	0	0	0	0	0	2,600,000
	Bonds - GO Roads		0		1,800,000	0	0	0	0	0	1,800,000
	Mn/DOT State Aid - Regular		580,000		(300,000)	0	0	0	0	0	280,000
	New Hope		200,000		60,000	0	0	0	0	0	260,000
	Plymouth		0		260,000	0	0	0	0	0	260,000
II-22	2172800 CSAH 10 - Bass Lk Rd Improve Bikeway fr CSAH 8 to Xenie		0	0	0	110,000	190,000	1,000,000	0	0	1,300,000
	Mn/DOT State Aid - Regular		0		0	80,000	120,000	820,000	0	0	1,020,000
	Crystal		0		0	30,000	70,000	180,000	0	0	280,000

Revenues by Project

NOTE: All Total and subtotal lines precede detail

Pg#	Project Number and Name	Revenue Category	Budget to Date	Budget Remaining	2023 - 2027 Capital Improvement Program					Beyond 2027	Project Total
					2023 Budget	2024	2025	2026	2027		
II-24	2200800	CSAH 10 - Replace Bridge #91131 over Twin Lake	60,000	60,000	95,000	130,000	1,580,000	0	0	0	1,865,000
		Mn/DOT State Aid - Regular	48,000		55,000	80,000	1,280,000	0	0	0	1,463,000
		Brooklyn Center	6,000		20,000	25,000	150,000	0	0	0	201,000
		Crystal	6,000		20,000	25,000	150,000	0	0	0	201,000
II-26	2174500	CSAH 12 - Stabilize slopes fr Diamond Lake to Vicksburg	485,000	121,201	3,295,000	0	0	0	0	0	3,780,000
		Bonds - GO Roads	485,000		2,890,000	0	0	0	0	0	3,375,000
		Other - Roads	0		405,000	0	0	0	0	0	405,000
II-28	2173000	CSAH 17 - France Ave Safety Impr fr American Blvd to 76th	400,000	330,015	5,000,000	0	0	0	0	0	5,400,000
		Property Tax	0		200,000	0	0	0	0	0	200,000
		Federal - Other - Roads	0		1,800,000	0	0	0	0	0	1,800,000
		Mn/DOT State Aid - Regular	300,000		2,085,000	0	0	0	0	0	2,385,000
		Bloomington	50,000		280,000	0	0	0	0	0	330,000
		Edina	50,000		635,000	0	0	0	0	0	685,000
II-30	2200900	CSAH 17 - Replace Bridge #90475 over Nine Mile Creek	50,000	50,000	250,000	285,000	2,335,000	0	0	0	2,920,000
		Mn/DOT State Aid - Regular	50,000		250,000	285,000	2,335,000	0	0	0	2,920,000
II-32	2052300	CSAH 22 - Reconst Lyndale Ave fr HCRRR Bridge to Frankl	870,000	471,866	500,000	920,000	1,130,000	10,595,000	4,250,000	0	18,265,000
		Property Tax	600,000		0	0	0	200,000	0	0	800,000
		Bonds - GO Roads	0		0	0	0	1,240,000	700,000	0	1,940,000
		Federal - Other - Roads	0		0	0	0	7,000,000	0	0	7,000,000
		Mn/DOT State Aid - Regular	215,000		400,000	600,000	705,000	1,345,000	2,640,000	0	5,905,000
		Minneapolis	55,000		100,000	320,000	425,000	810,000	910,000	0	2,620,000
II-34	2181500	CR 26 - Replace Bridge #90627 over Painter Creek	135,000	55,000	85,000	1,650,000	0	0	0	0	1,870,000
		Property Tax	35,000		85,000	0	0	0	0	0	120,000
		Bonds - GO Roads	100,000		0	1,650,000	0	0	0	0	1,750,000
II-36	2141100	CSAH 30 - Reconst 93rd Ave N fr Xylon Ave to East of Winr	5,345,000	5,049,762	0	0	0	0	0	0	5,345,000
		Mn/DOT State Aid - Regular	3,545,000		0	0	0	0	0	0	3,545,000
		Brooklyn Park	1,800,000		0	0	0	0	0	0	1,800,000
II-38	2181600	CSAH 31 - Replace Bridge #90489 over Minnehaha Creek	0	0	0	130,000	530,000	670,000	4,600,000	0	5,930,000
		Bonds - GO Roads	0		0	0	0	0	880,000	0	880,000
		Mn/DOT State Aid - Regular	0		0	105,000	360,000	440,000	2,800,000	0	3,705,000
		Edina	0		0	5,000	45,000	58,000	230,000	0	338,000
		Minneapolis	0		0	20,000	125,000	172,000	690,000	0	1,007,000
II-40	2191600	CSAH 35 & 52 - Portland and Nicollet Flashing Yellow Arrow	2,160,810	2,136,422	440,000	0	0	0	0	0	2,600,810
		Property Tax	54,000		0	0	0	0	0	0	54,000
		Bonds - GO Roads	250,000		0	0	0	0	0	0	250,000
		Federal - Other - Roads	846,000		0	0	0	0	0	0	846,000
		Mn/DOT State Aid - Regular	750,000		250,000	0	0	0	0	0	1,000,000
		Bloomington	137,884		165,000	0	0	0	0	0	302,884
		Richfield	122,926		25,000	0	0	0	0	0	147,926

Revenues by Project

NOTE: All Total and subtotal lines precede detail

Pg#	Project Number and Name	Revenue Category	Budget to Date	Budget Remaining	2023 - 2027 Capital Improvement Program					Beyond 2027	Project Total
					2023 Budget	2024	2025	2026	2027		
II-42	2167301	CSAH 36 & 37- Enhance bicycle facility fr I-35W to Oak St S	17,250,000	15,193,580	1,930,000	0	0	0	0	0	19,180,000
		Property Tax	100,000		0	0	0	0	0	0	100,000
		Bonds - GO Roads	0		3,200,000	0	0	0	0	0	3,200,000
		Federal - Other - Roads	5,500,000		0	0	0	0	0	0	5,500,000
		Mn/DOT State Aid - Regular	7,200,000		(750,000)	0	0	0	0	0	6,450,000
		Minneapolis	4,450,000		(520,000)	0	0	0	0	0	3,930,000
II-44	2202200	CSAH 40 - Glenwood Ave ped improvements fr Penn to Bry	200,000	23,680	130,000	1,630,000	0	0	0	0	1,960,000
		Property Tax	10,000		10,000	50,000	0	0	0	0	70,000
		Federal - Other - Roads	0		0	1,000,000	0	0	0	0	1,000,000
		Mn/DOT State Aid - Regular	190,000		120,000	465,000	0	0	0	0	775,000
		Minneapolis	0		0	115,000	0	0	0	0	115,000
II-46	2200700	CSAH 40 - Replace Bridge #94282 over Basset Creek	0	0	60,000	230,000	300,000	2,800,000	0	0	3,390,000
		Mn/DOT State Aid - Regular	0		45,000	155,000	195,000	2,100,000	0	0	2,495,000
		Minneapolis	0		15,000	75,000	105,000	700,000	0	0	895,000
II-48	2191800	CSAH 42 - Pedestrian crossings along 42nd St	1,600,000	1,515,533	350,000	0	0	0	0	0	1,950,000
		Bonds - GO Roads	200,000		0	0	0	0	0	0	200,000
		Federal - Other - Roads	828,000		0	0	0	0	0	0	828,000
		Mn/DOT State Aid - Regular	386,000		200,000	0	0	0	0	0	586,000
		Minneapolis	186,000		150,000	0	0	0	0	0	336,000
II-50	2191700	CSAH 50 - Safety Impr Rebecca Park Trl fr Koala to Dogwo	175,000	160,579	700,000	0	0	0	0	0	875,000
		Federal - Other - Roads	0		405,000	0	0	0	0	0	405,000
		Mn/DOT State Aid - Municipal	175,000		295,000	0	0	0	0	0	470,000
II-52	2220800	CSAH 50 - Drainage improvements fr west county line to TH	0	0	2,145,000	0	0	0	0	0	2,145,000
		Mn/DOT State Aid - Municipal	0		2,145,000	0	0	0	0	0	2,145,000
II-54	2182000	CSAH 51 - Reconst Sunset fr Northern to Shadywood CSAF	2,150,000	2,011,338	4,870,000	600,000	0	0	0	0	7,620,000
		Mn/DOT State Aid - Municipal	1,500,000		4,060,000	480,000	0	0	0	0	6,040,000
		Spring Park	650,000		810,000	120,000	0	0	0	0	1,580,000
II-56	2164000	CSAH 52 - Recondition Hennepin Avenue Bridges	875,000	823,799	1,000,000	13,185,000	0	0	0	0	15,060,000
		Mn/DOT State Aid - Regular	875,000		250,000	1,935,000	0	0	0	0	3,060,000
		State General Obligation Bonds	0		750,000	11,250,000	0	0	0	0	12,000,000
II-58	2143102	CSAH 52 - Reconst Nicollet Ave fr 89th St to American Blvd	0	0	0	540,000	1,920,000	1,650,000	8,400,000	5,500,000	18,010,000
		Property Tax	0		0	0	0	0	220,000	0	220,000
		Bonds - GO Roads	0		0	0	0	0	4,000,000	2,720,000	6,720,000
		Mn/DOT State Aid - Regular	0		0	430,000	1,265,000	1,050,000	2,500,000	1,680,000	6,925,000
		Bloomington	0		0	110,000	655,000	600,000	1,680,000	1,100,000	4,145,000
II-60	2182100	CSAH 52 - Bikeway facility fr Main St NE to 8th St NE	3,888,000	2,043,711	0	13,905,000	0	0	0	0	17,793,000
		Bonds - GO Roads	450,000		0	2,000,000	0	0	0	0	2,450,000
		Federal - Other - Roads	0		0	5,500,000	0	0	0	0	5,500,000
		Mn/DOT State Aid - Regular	2,300,000		0	2,610,000	0	0	0	0	4,910,000
		State - Other - Roads	300,000		0	1,975,000	0	0	0	0	2,275,000
		Minneapolis	800,000		0	1,230,000	0	0	0	0	2,030,000
		Other - Roads	38,000		0	0	0	0	0	0	38,000
		Metropolitan Council	0		0	375,000	0	0	0	0	375,000
		Mpls Park & Rec Board	0		0	215,000	0	0	0	0	215,000

Revenues by Project

NOTE: All Total and subtotal lines precede detail

Pg#	Project Number and Name	Revenue Category	Budget to Date	Budget Remaining	2023 - 2027 Capital Improvement Program					Beyond 2027	Project Total
					2023 Budget	2024	2025	2026	2027		
II-62	2120800	CSAH 52 - Reconst Nicollet Ave S fr 77th to 66th St	160,000	160,000	600,000	1,570,000	2,250,000	10,550,000	5,200,000	0	20,330,000
		Property Tax	0		0	0	0	200,000	0	0	200,000
		Mn/DOT State Aid - Regular	128,000		480,000	1,030,000	1,440,000	8,240,000	4,160,000	0	15,478,000
		Richfield	32,000		120,000	540,000	810,000	2,110,000	1,040,000	0	4,652,000
II-64	2201500	CSAH 52 - Nicollet Ave safety improvements at 67th St	30,000	30,000	90,000	110,000	759,000	0	0	0	989,000
		Property Tax	0		0	0	10,000	0	0	0	10,000
		Federal - Other - Roads	0		0	0	579,000	0	0	0	579,000
		Mn/DOT State Aid - Regular	15,000		45,000	55,000	80,000	0	0	0	195,000
		Richfield	15,000		45,000	55,000	90,000	0	0	0	205,000
II-66	2210100	CSAH 52 - Hennepin Ave safety improvements fr 10th to 11th St	120,000	120,000	180,000	1,758,000	0	0	0	0	2,058,000
		Property Tax	0		10,000	20,000	0	0	0	0	30,000
		Federal - Other - Roads	0		0	1,368,000	0	0	0	0	1,368,000
		Mn/DOT State Aid - Regular	60,000		80,000	0	0	0	0	0	140,000
		Mn/DOT Turnback Funds	0		0	175,000	0	0	0	0	175,000
		Minneapolis	60,000		90,000	195,000	0	0	0	0	345,000
II-68	2182800	CSAH 57 - Participate in Humboldt reconst fr 53rd to 57th Ave	0	0	0	0	700,000	0	0	0	700,000
		Mn/DOT State Aid - Regular	0		0	0	700,000	0	0	0	700,000
II-70	2211000	CSAH 66 - Golden Valley Rd safety impr at Noble & Hidden Lakes	60,000	60,000	130,000	200,000	1,480,000	0	0	0	1,870,000
		Property Tax	0		0	10,000	20,000	0	0	0	30,000
		Federal - Other - Roads	0		0	0	1,158,000	0	0	0	1,158,000
		Mn/DOT State Aid - Regular	40,000		(40,000)	0	0	0	0	0	0
		Mn/DOT Turnback Funds	0		120,000	110,000	195,000	0	0	0	425,000
		Golden Valley	20,000		50,000	80,000	107,000	0	0	0	257,000
II-72	2167600	CSAH 81 - Replace Bridges #27006, 27007 & 27008 at Lowry	21,100,000	3,044,829	(1,395,000)	0	0	0	0	0	19,705,000
		Bonds - GO Roads	11,200,000		(1,095,000)	0	0	0	0	0	10,105,000
		Federal - Other - Roads	7,000,000		0	0	0	0	0	0	7,000,000
		Mn/DOT State Aid - Regular	2,900,000		(300,000)	0	0	0	0	0	2,600,000
II-74	2182300	CSAH 82 - Const multi-use trail fr county line to 2nd St	400,000	170,219	800,000	4,300,000	0	0	0	0	5,500,000
		Mn/DOT State Aid - Regular	400,000		650,000	1,440,000	0	0	0	0	2,490,000
		Mn/DOT State Aid - Municipal	0		0	1,140,000	0	0	0	0	1,140,000
		Excelsior	0		0	760,000	0	0	0	0	760,000
		Shorewood	0		150,000	760,000	0	0	0	0	910,000
		Other - Roads	0		0	200,000	0	0	0	0	200,000
II-76	2161100	CSAH 92 - Participate in MnDOT's CSAH 92 reconst at TH 1	22,311,111	3,107,244	0	0	0	0	0	0	22,311,111
		Federal - Other - Roads	6,280,000		0	0	0	0	0	0	6,280,000
		Mn/DOT State Aid - Municipal	2,800,000		0	0	0	0	0	0	2,800,000
		State General Obligation Bonds	11,300,000		0	0	0	0	0	0	11,300,000
		State - Other - Roads	1,931,111		0	0	0	0	0	0	1,931,111
II-78	2174900	CSAH 101 - Participate in MG rehab fr 74th Ave to 83rd Ave	1,000,000	1,000,000	0	0	0	0	0	0	1,000,000
		Bonds - GO Roads	1,000,000		0	0	0	0	0	0	1,000,000

Revenues by Project

NOTE: All Total and subtotal lines precede detail

Pg#	Project Number and Name	Revenue Category	Budget to Date	Budget Remaining	2023 - 2027 Capital Improvement Program					Beyond 2027	Project Total
					2023 Budget	2024	2025	2026	2027		
II-80	2923900	CSAH 103 - Reconst W Broadway fr 85th Ave N to 93rd Ave	36,340,000	33,956,909	0	0	0	0	0	0	36,340,000
		Bonds - GO Roads	1,250,000		0	0	0	0	0	0	1,250,000
		Mn/DOT State Aid - Regular	25,790,000		0	0	0	0	0	0	25,790,000
		Brooklyn Park	9,300,000		0	0	0	0	0	0	9,300,000
II-82	2051400	CSAH 103 - Reconst W Broadway fr Candlewood Dr to CSA	21,470,000	20,625,080	0	0	0	0	0	0	21,470,000
		Mn/DOT State Aid - Regular	16,394,000		0	0	0	0	0	0	16,394,000
		Brooklyn Park	5,076,000		0	0	0	0	0	0	5,076,000
II-84	2091103	CSAH 112 - Reconstruct Rd fr CSAH 6 to Willow	2,804,000	2,398,076	15,050,000	0	0	0	0	0	17,854,000
		Property Tax	0		200,000	0	0	0	0	0	200,000
		Mn/DOT State Aid - Regular	572,000		900,000	0	0	0	0	0	1,472,000
		Mn/DOT State Aid - Municipal	0		105,000	0	0	0	0	0	105,000
		Mn/DOT Turnback Funds	2,160,000		13,570,000	0	0	0	0	0	15,730,000
		Orono	72,000		275,000	0	0	0	0	0	347,000
II-86	2181700	CSAH 121 - Replace Bridge #90617 over Rush Creek	0	0	50,000	50,000	100,000	1,240,000	0	0	1,440,000
		Property Tax	0		45,000	25,000	60,000	0	0	0	130,000
		Bonds - GO Roads	0		0	0	0	1,120,000	0	0	1,120,000
		Maple Grove	0		5,000	25,000	40,000	120,000	0	0	190,000
II-88	2181800	CSAH 146 - Replace Bridge #90623 over Luce Line Trail	0	0	0	50,000	205,000	295,000	4,600,000	1,200,000	6,350,000
		Mn/DOT State Aid - Regular	0		0	50,000	205,000	295,000	4,600,000	1,200,000	6,350,000
II-90	2174100	CSAH 152 - Reconst Osseo Rd fr CSAH 2 (Penn Ave) to 49	13,350,000	12,073,758	4,550,000	0	0	0	0	0	17,900,000
		Property Tax	0		100,000	0	0	0	0	0	100,000
		Bonds - GO Roads	8,300,000		90,000	0	0	0	0	0	8,390,000
		Federal - Other - Roads	2,000,000		150,000	0	0	0	0	0	2,150,000
		Mn/DOT State Aid - Regular	1,200,000		3,450,000	0	0	0	0	0	4,650,000
		Minneapolis	1,850,000		160,000	0	0	0	0	0	2,010,000
		Metropolitan Council	0		600,000	0	0	0	0	0	600,000
II-92	2176400	CSAH 152 - Replace Bridge #91333 over Bassett Creek	290,000	290,000	2,360,000	600,000	1,300,000	0	0	0	4,550,000
		Bonds - GO Roads	0		2,000,000	400,000	0	0	0	0	2,400,000
		Mn/DOT State Aid - Regular	290,000		360,000	200,000	1,300,000	0	0	0	2,150,000
II-94	2220200	CSAH 152 - Reconstruct Cedar Ave fr Lake St to 24th St	0	0	360,000	760,000	860,000	8,000,000	0	0	9,980,000
		Property Tax	0		0	0	0	100,000	0	0	100,000
		Federal - Other - Roads	0		0	0	0	5,536,000	0	0	5,536,000
		Mn/DOT State Aid - Regular	0		290,000	490,000	506,000	1,872,000	0	0	3,158,000
		Minneapolis	0		70,000	270,000	354,000	492,000	0	0	1,186,000
II-96	2140900	CSAH 153 - Reconst Lowry Ave fr Washington St NE to Joh	3,230,000	2,391,032	0	10,200,000	5,000,000	0	0	0	18,430,000
		Bonds - GO Roads	1,030,000		0	1,500,000	1,800,000	0	0	0	4,330,000
		Federal - Other - Roads	0		0	7,000,000	0	0	0	0	7,000,000
		Mn/DOT State Aid - Regular	1,400,000		0	1,300,000	2,200,000	0	0	0	4,900,000
		Minneapolis	800,000		0	400,000	1,000,000	0	0	0	2,200,000

Revenues by Project

NOTE: All Total and subtotal lines precede detail

Pg#	Project Number and Name	Revenue Category	Budget to Date	Budget Remaining	2023 - 2027 Capital Improvement Program					Beyond 2027	Project Total
					2023 Budget	2024	2025	2026	2027		
II-98	2180300	CSAH 153 - Lowry Ave Bikeway fr 3rd St N to 2nd St N	500,000	500,000	0	0	0	0	0	0	500,000
		Property Tax	500,000		0	0	0	0	0	0	500,000
II-100	2140800	CSAH 153 - Reconst Lowry Ave fr Marshall St to Washingto	300,000	18,116	1,200,000	2,550,000	11,300,000	0	0	0	15,350,000
		Property Tax	0		0	0	200,000	0	0	0	200,000
		Bonds - GO Roads	0		0	0	1,640,000	0	0	0	1,640,000
		Federal - Other - Roads	0		0	0	7,000,000	0	0	0	7,000,000
		Mn/DOT State Aid - Regular	300,000		860,000	1,750,000	1,600,000	0	0	0	4,510,000
		Minneapolis	0		340,000	800,000	860,000	0	0	0	2,000,000
II-102	2176600	CSAH 158 - Replace Bridge #4510 over CP Rail	3,800,000	1,826,316	12,900,000	0	0	0	0	0	16,700,000
		Bonds - GO Roads	0		3,800,000	0	0	0	0	0	3,800,000
		Federal - Other - Roads	0		7,000,000	0	0	0	0	0	7,000,000
		Mn/DOT State Aid - Regular	3,800,000		140,000	0	0	0	0	0	3,940,000
		State - Other - Roads	0		300,000	0	0	0	0	0	300,000
		Edina	0		1,660,000	0	0	0	0	0	1,660,000
II-104	2164400	Advanced Traffic Management System (ATMS)	17,250,000	1,144,703	0	0	0	0	0	0	17,250,000
		Bonds - GO Roads	13,992,000		0	0	0	0	0	0	13,992,000
		Federal - Other - Roads	3,258,000		0	0	0	0	0	0	3,258,000
II-106	2193300	Metro Transit B Line - Additional Scope	1,000,000	530,384	900,000	7,690,000	0	0	0	0	9,590,000
		Property Tax	500,000		0	0	0	0	0	0	500,000
		Mn/DOT State Aid - Regular	500,000		660,000	6,150,000	0	0	0	0	7,310,000
		Minneapolis	0		240,000	1,540,000	0	0	0	0	1,780,000
II-108	2191500	Midtown Greenway Bikeway fr Garfield Ave to Harriet Ave	400,000	400,000	1,600,000	0	0	0	0	0	2,000,000
		Federal - Other - Roads	0		1,120,000	0	0	0	0	0	1,120,000
		Other - Roads	400,000		110,000	0	0	0	0	0	510,000
		Mpls Park & Rec Board	0		370,000	0	0	0	0	0	370,000
II-110	2167700	TH 252 / CSAH 109 85th Avenue N interchange	19,280,000	19,280,000	0	0	0	8,280,000	0	0	27,560,000
		Bonds - GO Roads	6,280,000		0	0	0	0	0	0	6,280,000
		Federal - Other - Roads	0		0	0	0	7,000,000	0	0	7,000,000
		Mn/DOT Trunk Hwy Fund	8,000,000		0	0	0	0	0	0	8,000,000
		Brooklyn Park	5,000,000		0	0	0	1,280,000	0	0	6,280,000
II-112	2190100	Participate in MnDOT's I-494 expansion fr TH 169 to Airport	0	0	3,600,000	0	0	0	0	0	3,600,000
		Bonds - GO Roads	0		1,400,000	0	0	0	0	0	1,400,000
		Mn/DOT State Aid - Regular	0		2,200,000	0	0	0	0	0	2,200,000
II-114	2154700	Participate in Maple G's Rush Creek Bld fr TH 610 to CSAH	0	0	4,245,000	0	0	0	0	0	4,245,000
		Bonds - GO Roads	0		4,245,000	0	0	0	0	0	4,245,000
II-116	2210400	Pavement Rehabilitation Program 2022-2026	6,670,000	1,496,787	8,010,000	8,315,000	9,025,000	9,540,000	0	0	41,560,000
		Property Tax	50,000		0	0	0	0	0	0	50,000
		Bonds - GO Roads	6,620,000		8,010,000	8,315,000	9,025,000	9,540,000	0	0	41,510,000
II-118	2220900	Pavement Rehabilitation Program 2027-2031	0	0	0	0	555,000	35,000	6,870,000	0	7,460,000
		Bonds - GO Roads	0		0	0	555,000	35,000	6,870,000	0	7,460,000
II-120	2999961	Maple Grove R of W Acquisition Reimbursement (CP 9635)	227,345	227,345	40,000	40,000	40,000	40,000	40,000	0	427,345
		Property Tax	227,345		40,000	40,000	40,000	40,000	40,000	0	427,345

Revenues by Project

NOTE: All Total and subtotal lines precede detail

Pg#	Project Number and Name	Revenue Category	Budget to Date	Budget Remaining	2023 - 2027 Capital Improvement Program					Beyond 2027	Project Total
					2023 Budget	2024	2025	2026	2027		
II-122	2999971	Bottineau LRT Partnership Participation	0	0	0	0	0	2,500,000	2,750,000	2,750,000	8,000,000
		Bonds - GO Roads	0		0	0	0	2,500,000	2,750,000	2,750,000	8,000,000
II-124	2999968	Southwest LRT Partnership Participation	6,317,097	5,868,146	1,300,000	0	0	0	0	0	7,617,097
		Bonds - GO Roads	4,750,000		900,000	0	0	0	0	0	5,650,000
		Minneapolis	1,567,097		400,000	0	0	0	0	0	1,967,097
II-126	2183300	Safety and Asset Management 2019-2023	32,981,957	10,530,409	7,330,000	0	0	0	0	0	40,311,957
		Property Tax	795,000		200,000	0	0	0	0	0	995,000
		Wheelage Tax	186,515		0	0	0	0	0	0	186,515
		Bonds - GO Roads	20,231,260		(3,000,000)	0	0	0	0	0	17,231,260
		Federal - Other - Roads	3,427,468		0	0	0	0	0	0	3,427,468
		Mn/DOT State Aid - Regular	8,257,714		10,050,000	0	0	0	0	0	18,307,714
		Minnetonka	0		80,000	0	0	0	0	0	80,000
		Other - Roads	84,000		0	0	0	0	0	0	84,000
II-128	2201000	Safety and Asset Management 2024-2028	0	0	0	6,850,000	8,950,000	8,950,000	8,950,000	8,950,000	42,650,000
		Property Tax	0		0	200,000	200,000	200,000	200,000	200,000	1,000,000
		Bonds - GO Roads	0		0	700,000	2,000,000	2,000,000	2,000,000	2,000,000	8,700,000
		Mn/DOT State Aid - Regular	0		0	5,950,000	6,750,000	6,750,000	6,750,000	6,750,000	32,950,000
II-130	2183500	Cost Participation and Partnerships 2019-2023	9,255,000	4,215,199	4,165,000	0	0	0	0	0	13,420,000
		Property Tax	1,665,000		800,000	0	0	0	0	0	2,465,000
		Bonds - GO Roads	4,310,000		3,200,000	0	0	0	0	0	7,510,000
		Mn/DOT State Aid - Regular	3,225,000		0	0	0	0	0	0	3,225,000
		Bloomington	30,000		0	0	0	0	0	0	30,000
		Brooklyn Park	0		45,000	0	0	0	0	0	45,000
		Dayton	0		30,000	0	0	0	0	0	30,000
		Edina	0		30,000	0	0	0	0	0	30,000
		Minnetonka	0		60,000	0	0	0	0	0	60,000
		New Hope	25,000		0	0	0	0	0	0	25,000
II-132	2201100	Cost Participation and Partnerships 2024-2028	0	0	0	3,100,000	3,000,000	3,000,000	3,000,000	3,000,000	15,100,000
		Property Tax	0		0	1,100,000	850,000	1,000,000	1,000,000	1,000,000	4,950,000
		Bonds - GO Roads	0		0	2,000,000	2,150,000	2,000,000	2,000,000	2,000,000	10,150,000
II-134	2183400	Project Delivery 2019-2023	1,770,000	644,850	850,000	0	0	0	0	0	2,620,000
		Property Tax	670,000		300,000	0	0	0	0	0	970,000
		Mn/DOT State Aid - Regular	1,100,000		550,000	0	0	0	0	0	1,650,000
II-136	2201200	Project Delivery 2024-2028	0	0	0	850,000	850,000	750,000	800,000	850,000	4,100,000
		Property Tax	0		0	350,000	350,000	250,000	350,000	350,000	1,650,000
		Mn/DOT State Aid - Regular	0		0	500,000	500,000	500,000	450,000	500,000	2,450,000
		Transportation Sales Tax & Development	880,892,368	204,557,674	138,000,000	57,000,000	100,000,000	150,000,000	97,100,000	0	1,422,992,368
II-138	1005876	HC Southwest Light Rail Transit	792,892,368	122,063,092	100,000,000	0	0	0	0	0	892,892,368
		Bonds - G.O. Sales Tax	450,000,000		0	0	0	0	0	0	450,000,000
		Transfer from other Funds	342,892,368		100,000,000	0	0	0	0	0	442,892,368
II-140	1005877	HC Bottineau Light Rail Transit	88,000,000	82,494,582	38,000,000	57,000,000	100,000,000	150,000,000	97,100,000	0	530,100,000
		Bonds - G.O. Sales Tax	63,000,000		0	0	50,000,000	100,000,000	37,000,000	0	250,000,000
		Transfer from other Funds	25,000,000		38,000,000	57,000,000	50,000,000	50,000,000	60,100,000	0	280,100,000

Revenues by Project

NOTE: All Total and subtotal lines precede detail

Pg#	Project Number and Name	Revenue Category	Budget to Date	Budget Remaining	2023 - 2027 Capital Improvement Program					Beyond 2027	Project Total
					2023 Budget	2024	2025	2026	2027		
	Environment & Energy		55,500,000	43,954,921	7,100,000	6,400,000	6,400,000	0	0	0	75,400,000
II-142	1006390	HERC Facility Preservation & Improvement 2021-2025	11,000,000	(242,456)	6,000,000	5,000,000	5,000,000	0	0	0	27,000,000
		Bonds - GO Enterprise	5,000,000		0	0	0	0	0	0	5,000,000
		Enterprise Income	6,000,000		6,000,000	5,000,000	5,000,000	0	0	0	22,000,000
II-144	1006391	Energy Center Improvements 2021-2025	0	0	0	1,000,000	1,000,000	0	0	0	2,000,000
		Bonds - GO Enterprise	0		0	1,000,000	1,000,000	0	0	0	2,000,000
II-146	1006392	Transfer Station Facility Preservation 2021-2025	750,000	528,744	1,100,000	400,000	400,000	0	0	0	2,650,000
		Enterprise Income	750,000		1,100,000	400,000	400,000	0	0	0	2,650,000
II-148	1008034	New Anaerobic Digestion Facility	43,750,000	43,668,633	0	0	0	0	0	0	43,750,000
		Bonds - GO Enterprise	22,000,000		0	0	0	0	0	0	22,000,000
		State - Other	21,000,000		0	0	0	0	0	0	21,000,000
		Enterprise Income	750,000		0	0	0	0	0	0	750,000

Project Name: 2121100 CSAH 2 - Penn Avenue from I-394 to 44th Avenue
Major Program: Public Works
Department: Transportation Roads & Bridges

Funding Start: 2013
Funding Completion: 2022

Summary:

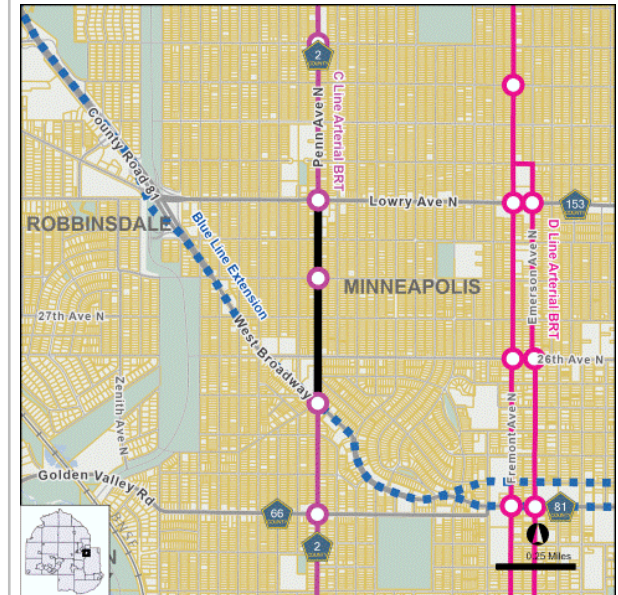
Improve Penn Avenue (CSAH 2) at various locations between I-394 and 44th Avenue (CSAH 152) in the City of Minneapolis.

Purpose & Description:

Housing and Economic Development completed the Penn Avenue (CSAH 2) Framework Plan in 2016 to identify opportunities for economic development, beautification, livability, and job creation in the area.

- Capital Project 2121101 - Reconstruction of Penn Avenue (CSAH 2) from West Broadway Avenue (CSAH 81) to Lowry Avenue N (CSAH 153). Improvements included boulevard areas, curb extensions, and lighting to benefit people walking, using transit, and biking (completed in 2018).
- Capital Project 2121102 - Modification of eight intersections along Penn Avenue (CSAH 2) to facilitate Arterial Bus Rapid Transit (ABRT) service as part of Metro Transit's C Line. Improvements included curb extensions, new traffic signal systems (if applicable), enhanced crosswalk markings, and an improved pedestrian realm (completed in 2018).
- Capital Project 2121103 - Installation of lighting along Penn Avenue (CSAH 2) from Glenwood Avenue (CSAH 40) to 44th Avenue (CSAH 152) to promote the safety and security of people walking (completed in 2020).
- Capital Project 2121104 - Reconstruction of Penn Avenue (CSAH 2) from Plymouth Avenue to 14th Avenue to complement the remodel and expansion of the NorthPoint Health and Welles Center campus. Improvements included boulevard areas, curb extensions, and lighting to benefit people walking, using transit, biking, and driving (completed in 2021).
- Capital Project 2121105 - Sidewalk and streetscaping improvements along Penn Avenue (CSAH 2) from 33rd Avenue to 32nd Avenue to promote safety and comfort for students walking and biking to Lucy Laney Elementary School (completed in 2022).

In addition, Housing and Economic Development (through Capital Project 1001560) participated in the City of Minneapolis's project to introduce a bicycle boulevard along Queen Avenue from the Bassett's Creek Trail to 44th Avenue (CSAH 152). Queen Avenue, which extends parallel to Penn Avenue (CSAH 2) was determined to be a more suitable route for people biking as part of the Penn Avenue (CSAH 2) Framework Plan. The City of Minneapolis was awarded federal funding for the Queen Avenue Bicycle Boulevard Project as part of the Metropolitan Council's 2016 Regional Solicitation (completed in 2022).



REVENUE	Budget To-Date	12/31/22 Act & Enc	Balance	2023	2024	2025	2026	2027	Future	Total
Property Tax	550,000	550,000								550,000
Bonds - GO Roads	7,690,000	6,722,287	967,713							7,690,000
Mn/DOT State Aid - Regular	1,500,000	1,734,199	(234,199)							1,500,000
Minneapolis	3,373,660	2,258,613	1,115,047							3,373,660
Total	13,113,660	11,265,100	1,848,560							13,113,660

EXPENSE	Budget To-Date	12/31/22 Act & Enc	Balance	2023	2024	2025	2026	2027	Future	Total
Right of Way	750,000		750,000							750,000
Construction	11,714,155	9,886,274	1,827,881							11,714,155
Consulting	133,576	287,475	(153,899)							133,576
Other Costs	486,000	1,050,334	(564,334)							486,000
Contingency	29,929		29,929							29,929
Total	13,113,660	11,224,082	1,889,578							13,113,660

Project Name: 2121100 CSAH 2 - Penn Avenue from I-394 to 44th Avenue	Funding Start: 2013
Major Program: Public Works	Funding Completion: 2022
Department: Transportation Roads & Bridges	

Current Year's CIP Process Summary	Budget To-Date	2023	2024	2025	2026	2027	Future	Total
Department Requested	13,113,660							13,113,660
Administrator Proposed	13,113,660							13,113,660
CBTF Recommended	13,113,660							13,113,660
Board Approved Final	13,113,660							13,113,660

Scheduling Milestones (major phases only):

Activity	Anticipated Timeframe
Planning	Q1 2014 - Q2 2015
Design	Q3 2015 - Q2 2016
Bid Advertisement	Q1 2022
Construction	Q2 2022 - Q3 2022
Completion	2023

Project's Effect on County Priorities and the Operating Budget:

County Priorities: This project will advance county climate action efforts by improving accessibility and enhancing safety for multi-modal transportation facilities. This is especially important as the project is located in an area that includes relatively high percentages of no-vehicle households, people with limited mobility, and people with low income.

Operating Budget: Staff does not anticipate that this project will have significant impacts to Transportation Department staff or annual operating costs, and the reduction of lane miles is expected to save the county approximately \$4,100 in maintenance costs annually. The proposed project will primarily replace existing roadside, roadway, and traffic assets in-kind. Additionally, maintenance responsibilities of the new lighting are anticipated to be assigned to the City of Minneapolis as part of a cooperative agreement.

Changes from Prior CIP:

- No changes to the overall Project Budget since the 2022-2026 Transportation CIP

Board Resolutions / Supplemental Information:

Project Budget Notes:

RESOLUTION 16-0099R1 (adopted 03/01/2016) authorized:

- Adoption of the Penn Avenue Community Works Implementation Framework Plan
- Negotiation of Agmts A164911, A164912, A164913, PW 01-67-16, and PW 05-20-16 with agencies
- Transfer of \$200,000 from CP 1001560 to CP 1004174 for property acquisition and redevelopment
- Introduction of CP 2121100 in the 2016 Capital Budget with \$2,040,000 and closure of CP 2999970
- Transfer of \$1,500,000 from the Penn Ave CW Participation CBLI (CP 2999970) to CP 2121100
- Supplemental appropriation of \$540,000 from the City of Minneapolis to CP 2121100
- Request to MnDOT State Aid for 2 variances (curb reaction distance and parking lane width)

RESOLUTION 17-0485R1 (adopted 11/28/2017) authorized:

- Supplemental appropriation of \$2,573,660 from the City of Minneapolis to CP 2121100
- Transfers of \$3,400,000 from CP 1001560 and \$3,600,000 from CP 1001560 to CP 2121100
- Project budget for CP 2121100 be increased by \$9,573,660 from \$2,040,000 to \$11,613,660

RESOLUTION 18-0458R1 & 18-0492 (adopted 11/06/2018 & 11/27/2018) authorized:

- Negotiation of Agmts (and Amds) PW's 01-67-16, 49-20-18, 57-20-17, 58-67-17, & 59-23-17 w/ agencies
- Execution of a contract with Xcel Energy for the burial of overhead utilities - est. cost \$350,000
- Introduction of CP 2180400 in the 2018 Capital Budget with a Project Budget of \$800,000
- Transfer of \$600,000 in State Aid from the Mpls Signal Participation CBLI (CP 2999952) to CP 2180400

RESOLUTION 19-0331 (adopted 08/27/2019) authorized:

- Negotiation of Amd 1 to Agmt PW 57-20-17 to expand the scope of CP 2121100 to include lighting
- Transfer \$520,000 in property tax and \$100,000 in county bonds from CP 2183500; transfer \$30,000 in property tax from CP 2999962; increasing budget for CP 2121100 from \$11,613,660 to \$12,263,660

RESOLUTION 21-0059 (adopted 02/16/2021) authorized:

- Negotiation of Agmt PW 48-20-20 with Mpls to identify agency responsibilities in CP 2121104 at an estimated county cost of \$1,433,040 (County Bonds) and an estimated receivable of \$66,960 from the City of Mpls

Last Year's CIP Process Summary	Budget To-Date	2022	2023	2024	2025	2026	Future	Total
Department Requested	13,513,660	(400,000)						13,113,660
Administrator Proposed	13,513,660	(400,000)						13,113,660
CBTF Recommended	13,513,660	(400,000)						13,113,660
Board Approved Final	13,513,660	(400,000)						13,113,660

Project Name: 2155002 CSAH 3 - Reconstruct Lake St at Hiawatha Ave (TH 55)
Major Program: Public Works
Department: Transportation Roads & Bridges

Funding Start: 2018
Funding Completion: 2024

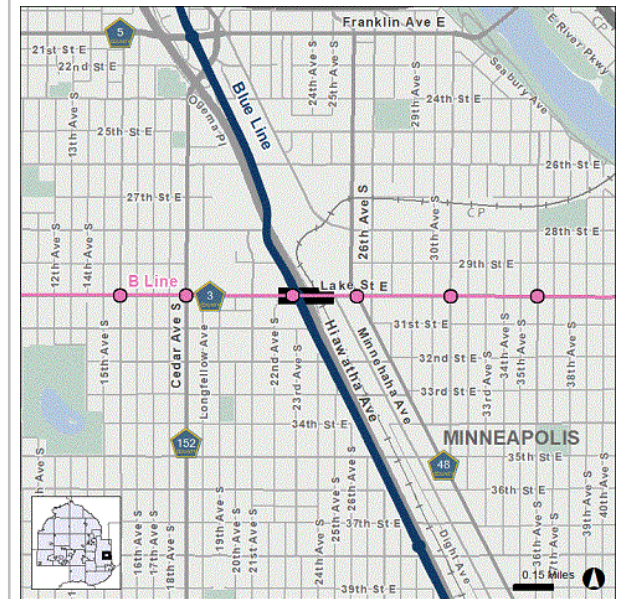
Summary:

Participate in MnDOT's project to reconstruct Lake Street (CSAH 3) at Hiawatha Avenue (TH 55) in the City of Minneapolis. This project has been nicknamed the Hi-Lake Interchange to promote project awareness.

Purpose & Description:

The existing interchange (constructed in the 2000s) at Lake Street (CSAH 3) and Hiawatha Avenue (TH 55) includes a design that's commonly referred to as a Single Point Urban Interchange (SPUI). This design combines all vehicle movements into one intersection that's controlled by a single traffic control system. This design is effective in minimizing vehicle delays at locations that experience high left-turning demand, however, it's uninviting for people walking and biking. The Hi/Lake Interchange is especially unique in that pedestrians are permitted to cross the arterial street (Lake Street), whereas this crossing movement is typically prohibited at other locations where a SPUI is present (such as Lyndale Avenue/I-494 and Penn Avenue/I-494 in Bloomington and Richfield). Routine pedestrian crossing demand is generated at the Hi/Lake Interchange from two bus stops located on the west side, as well as the Blue Line light rail transit stop. Additionally, the existing lighting conditions underneath the interchange are relatively poor, creating a sense of discomfort for people walking.

The City of Minneapolis, Hennepin County, MnDOT, and Metro Transit began evaluating the interchange in 2014. A feasibility study was completed in 2016 that included public engagement, concept analysis, and preliminary cost estimates. The various concepts provided in the study identified potential short-term and long-term improvements. In 2017, a Phase II feasibility study was completed to further refine concepts that were developed in the Phase I study. The proposed project will modify the existing geometry of the interchange to provide a tight-diamond design. Specifically, the channelized turn lanes will be redesigned to reduce vehicle speeds and provide more direct crossing routes for people walking. Lighting upgrades will be included to improve user visibility, comfort, and security at the interchange. In addition, it is anticipated that traffic signal and ADA improvements will be introduced at the nearby 22nd Avenue and Snelling Avenue intersections to address aging signal assets and improve accommodations for people with limited mobility. This project will complement Metro Transit's planned B Line Arterial Bus Rapid Transit (ABRT) service that's anticipated to begin operation along Lake Street (CSAH 3) in 2024. Improvements to the Hi/Lake Interchange will ensure nearby ABRT stations are accessible for all; especially those with limited mobility. Federal funding was awarded in 2020 through the Regional Solicitation for this project.



REVENUE	Budget To-Date	12/31/22 Act & Enc	Balance	2023	2024	2025	2026	2027	Future	Total
Bonds - GO Roads	200,000	164,435	35,565		500,000					700,000
Federal - Other - Roads					3,500,000					3,500,000
Mn/DOT Turnback Funds				400,000	700,000					1,100,000
Minneapolis	200,000		200,000		800,000					1,000,000
Total	400,000	164,435	235,565	400,000	5,500,000					6,300,000
EXPENSE	Budget To-Date	12/31/22 Act & Enc	Balance	2023	2024	2025	2026	2027	Future	Total
Right of Way				100,000						100,000
Construction	400,000		400,000		4,500,000					4,900,000
Consulting		397,511	(397,511)	300,000	200,000					500,000
Contingency					800,000					800,000
Total	400,000	397,511	2,489	400,000	5,500,000					6,300,000

Project Name: 2155002 CSAH 3 - Reconstruct Lake St at Hiawatha Ave (TH 55)	Funding Start: 2018
Major Program: Public Works	Funding Completion: 2024
Department: Transportation Roads & Bridges	

Current Year's CIP Process Summary	Budget To-Date	2023	2024	2025	2026	2027	Future	Total
Department Requested	400,000	400,000	5,500,000					6,300,000
Administrator Proposed	400,000	400,000	5,500,000					6,300,000
CBTF Recommended	400,000	400,000	5,500,000					6,300,000
Board Approved Final	400,000	400,000	5,500,000					6,300,000

Scheduling Milestones (major phases only):

Activity	Anticipated Timeframe
Planning	2015 - 2020
Design	Q1 2021 - Q4 2023
Bid Advertisement	Q1 2024
Construction	Q2 2024 - Q4 2024
Completion	2025

Project's Effect on County Priorities and the Operating Budget:

County Priorities: This project will advance county climate action efforts by improving accessibility and enhancing safety for multi-modal transportation facilities. This is especially important as the project is located in an area that includes high percentages of no-vehicle households, people with limited mobility, and people with low income.

Operating Budget: Staff anticipates that this project will have minor impacts to the annual operating costs for the Transportation Department. The installation of one new traffic signal system at the Hiawatha Avenue (TH 55) interchange is estimated to cost \$1,900 annually to maintain.

Changes from Prior CIP:

- Project budget increased by \$0.8 million from \$5.5 million to \$6.3 million to be financed with County Bonds, State Aid Flex Excess Sum, and Federal funds
- Construction activities increased by \$0.6 million from \$4.3 million to \$4.9 million
- Contingencies increased by \$0.2 million from \$0.6 million to \$0.8 million

Board Resolutions / Supplemental Information:

This project must be authorized by June 30, 2024 to avoid jeopardizing federal funds.

\$1,100,000 in State Aid Flex Excess Sum funds to be utilized as part of the project budget.

RESOLUTION 18-0358 (adopted 09/06/2018) authorized:

- Neg of Agmt PW 45-20-18 with the City of Minneapolis identifying each agency's responsibilities as they relate to CP 2155002. Authorized county cost participation at an estimated county cost of \$200,000 to be financed with county bonds from CP 2999973 and \$200,000 from the City of Minneapolis. These funds have been budgeted into CP 2155002.

Last Year's CIP Process Summary	Budget To-Date	2022	2023	2024	2025	2026	Future	Total
Department Requested	400,000		480,000	4,580,000				5,460,000
Administrator Proposed	400,000		480,000	4,580,000				5,460,000
CBTF Recommended	400,000		480,000	4,580,000				5,460,000
Board Approved Final	400,000		480,000	4,580,000				5,460,000

Project Name: 2168100 CSAH 5 - Reconst Mntka Blvd fr TH 100 to France Ave
Major Program: Public Works
Department: Transportation Roads & Bridges

Funding Start: 2019
Funding Completion: 2025

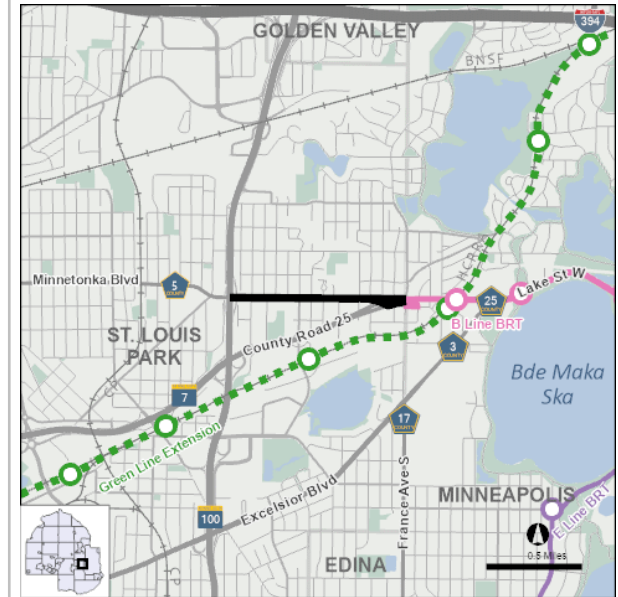
Summary:

Reconstruct Minnetonka Boulevard (CSAH 5) from TH 100 to France Avenue in the City of St. Louis Park.

Purpose & Description:

The existing roadway (last reconstructed in 1952) is nearing the end of its useful life and warrants replacement. Routine maintenance activities are no longer cost effective in preserving assets. The existing sidewalk facilities are located immediately adjacent to the roadway, causing a feeling of discomfort for people walking. The curb has experienced settling, diminishing its ability to collect water and define the roadway edge. The corridor also lacks catch basins, relying on the local storm sewer system to properly manage water. Many intersections do not satisfy current ADA design requirements, presenting challenges for persons with limited mobility. Additionally, staff has received complaints from residents regarding safety along the corridor due to the existing 4-lane undivided roadway configuration.

The proposed project will include new assets, including pavement, curb, storm water structures, sidewalk facilities, and traffic signals. It is anticipated that a 3-lane configuration will be considered as part of the project development process in an effort to better facilitate vehicle turning movements and provide traffic calming. Specific pedestrian crossing enhancements (such as curb extensions, raised medians, and crossing beacons), bikeway accommodations, and streetscaping features will also be considered to benefit people walking and biking. Furthermore, this project presents an opportunity to improve the current design of that area involving the convergence of Minnetonka Boulevard (CSAH 5) and West Lake Street (CSAH 25) that often results in uncomfortable experiences for people walking and biking due to high vehicle speeds. This project will complement the Green Line Extension LRT Project given its proximity to the Beltline Boulevard and West Lake Street LRT Stations. Improvements for people walking and biking will improve first/last mile connections for multimodal users. Federal funding was awarded in 2020 through the Regional Solicitation for this project.



REVENUE	Budget To-Date	12/31/22 Act & Enc	Balance	2023	2024	2025	2026	2027	Future	Total
Property Tax					200,000					200,000
Bonds - GO Roads					2,940,000					2,940,000
Federal - Other - Roads					7,000,000					7,000,000
Mn/DOT State Aid - Regular	920,000		920,000	1,400,000		340,000				2,660,000
Mn/DOT Turnback Funds					1,600,000					1,600,000
Minneapolis					75,000					75,000
St Louis Park	300,000		300,000	775,000	1,185,000	85,000				2,345,000
Total	1,220,000		1,220,000	2,175,000	13,000,000	425,000				16,820,000

EXPENSE	Budget To-Date	12/31/22 Act & Enc	Balance	2023	2024	2025	2026	2027	Future	Total
Right of Way	600,000		600,000	1,400,000						2,000,000
Construction					11,500,000					11,500,000
Consulting	620,000	983,330	(363,330)	400,000						1,020,000
Other Costs		973	(973)							
Contingency				375,000	1,500,000	425,000				2,300,000
Total	1,220,000	984,303	235,697	2,175,000	13,000,000	425,000				16,820,000

Project Name: 2168100 CSAH 5 - Reconst Mntka Blvd fr TH 100 to France Ave	Funding Start: 2019
Major Program: Public Works	Funding Completion: 2025
Department: Transportation Roads & Bridges	

Current Year's CIP Process Summary	Budget To-Date	2023	2024	2025	2026	2027	Future	Total
Department Requested	1,220,000	2,175,000	13,000,000	425,000				16,820,000
Administrator Proposed	1,220,000	2,175,000	13,000,000	425,000				16,820,000
CBTF Recommended	1,220,000	2,175,000	13,000,000	425,000				16,820,000
Board Approved Final	1,220,000	2,175,000	13,000,000	425,000				16,820,000

Scheduling Milestones (major phases only):

Activity	Anticipated Timeframe
Planning	2016 - 2019
Design	Q1 2021 - Q4 2023
Bid Advertisement	Q1 2024
Construction	Q2 2024 - Q4 2025
Completion	2026

Project's Effect on County Priorities and the Operating Budget:

County Priorities: This project will advance county climate action efforts by improving accessibility and enhancing safety for multi-modal transportation facilities by connecting people walking and biking to a Green Line Extension LRT station and several regional trails. This is especially important as the project is located in an area that includes relatively high percentages of no-vehicle households and people with limited mobility.

Operating Budget: Staff anticipates that this project will have minor impacts to the annual operating costs for the Transportation Department. The reduction of approximately 1 lane mile is expected to preserve approximately \$13,300 annually.

- Changes from Prior CIP:**
- Project budget increased by \$2.6 million from \$14.2 to \$16.8 to be financed with \$0.3 million in County Bonds, \$0.2 million in State Aid Regular, \$1.6 million in State Aid Flex Excess Sum, and \$0.5 million in St. Louis Park
 - Consulting activities increased by \$0.3 million from \$0.7 million to \$1.0 million
 - Construction activities increased by \$2.4 million from \$9.1 million to \$11.5 million to include the redesign of the Minnetonka Boulevard (CSAH 5) at West Lake Street (CSAH 25) intersection
 - Contingencies decreased by \$0.1 million from \$2.4 million to \$2.3 million

Board Resolutions / Supplemental Information:

Project Budget Notes:
This project must be authorized by June 30, 2024 to avoid jeopardizing federal funds.

\$1.6 million of State Aid Flex Excess Sum funds to be utilized as part of the project budget.

RESOLUTION 22-0375 (adopted 09/27/2022) authorized:

- Negotiation work authorization under Agmt PR00002153 with Bolton & Benk, Inc to provide final design and engineering services at at amount NTE \$1,200,000 to be financed with State Aid Regular within the Project Budget for CP 2168100.
- Submittal of variance request to MnDOT related to the construction of a new shared use path along Minnetonka Boulevard (CSAH 5).

Last Year's CIP Process Summary	Budget To-Date	2022	2023	2024	2025	2026	Future	Total
Department Requested	500,000	720,000	1,875,000	10,565,000	495,000			14,155,000
Administrator Proposed	500,000	720,000	1,875,000	10,565,000	495,000			14,155,000
CBTF Recommended	500,000	720,000	1,875,000	10,565,000	495,000			14,155,000
Board Approved Final	500,000	720,000	1,875,000	10,565,000	495,000			14,155,000

Project Name: 2172600 CSAH 5 - Reconst Franklin Ave fr Blaisdell to Chicago Ave
Major Program: Public Works
Department: Transportation Roads & Bridges

Funding Start: 2021
Funding Completion: 2026

Summary:

Reconstruct Franklin Avenue (CSAH 5) from Blaisdell Avenue to Chicago Avenue in the City of Minneapolis.

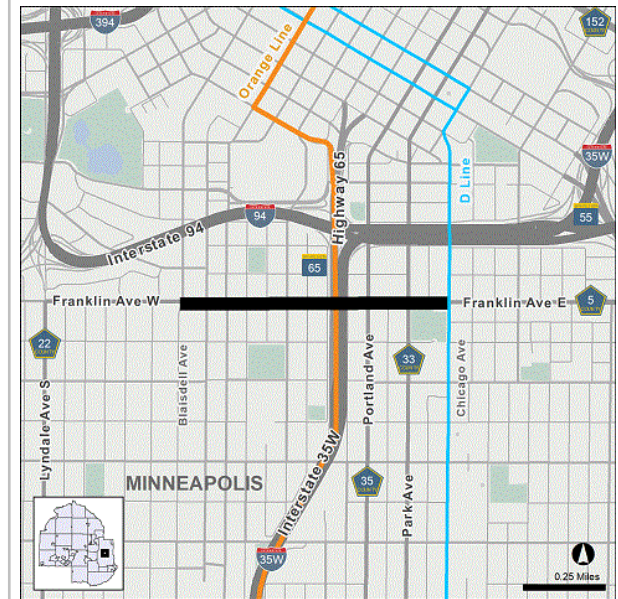
Purpose & Description:

The existing roadway (last reconstructed in the 1960s) is nearing the end of its useful life and warrants replacement. Routine maintenance activities (such as overlays and crackseals) are no longer cost effective in preserving assets. The current roadway environment consists of a 4-lane undivided configuration with no turn lanes provided for people driving. This design has resulted in a relatively high number of crashes, specifically left-turn and rear-end related. No dedicated accommodations for people biking are currently provided along this segment of Franklin Avenue (CSAH 5). Although sidewalks are provided along both sides of the roadway, they do not offer a positive user experience for people walking. Not only are sidewalks located immediately adjacent to the roadway, but they also include a number of obstructions (such as utility poles, fire hydrants, and signal poles) within the walking path. Additionally, many pedestrian ramps do not meet current ADA design standards. These conditions present challenges for people walking, especially for those with limited mobility.

In 2020, Transportation Project Delivery completed the Franklin Avenue Corridor Study (hennepin.us/franklincorridor) that evaluated both short-term and long-term options for the corridor. It is anticipated that this project will provide an opportunity to implement recommendations from the study; relying on community input, data analysis, and environmental review to determine the specific location and type of improvement as part of the design process.

The proposed project will include new pavement, curb, storm water utilities, sidewalk, ADA accommodations, and traffic signals. Further investigation will take place as part of the design process to determine the feasibility of dedicated accommodations for people biking as part of this project. Additionally, it is anticipated that proven traffic calming strategies (such as raised medians, curb extensions, and streetscaping) will be introduced to improve the crossing experience for people walking by managing the speeds of people driving.

This project is Phase 1 (of 2) of capital improvements along the Franklin Avenue (CSAH 5) corridor in Minneapolis and is directly related to Capital Project 2210900. Federal funding was awarded in 2020 through the Regional Solicitation for this project.



REVENUE	Budget To-Date	12/31/22 Act & Enc	Balance	2023	2024	2025	2026	2027	Future	Total
Property Tax						200,000				200,000
Bonds - GO Roads						2,760,000				2,760,000
Federal - Other - Roads						7,000,000				7,000,000
Mn/DOT State Aid - Regular	1,210,000		1,210,000	965,000	1,300,000	3,585,000	740,000			7,800,000
Minneapolis	350,000		350,000	615,000	1,000,000	1,640,000	185,000			3,790,000
Total	1,560,000		1,560,000	1,580,000	2,300,000	15,185,000	925,000			21,550,000

EXPENSE	Budget To-Date	12/31/22 Act & Enc	Balance	2023	2024	2025	2026	2027	Future	Total
Right of Way	200,000		200,000	1,000,000	1,800,000					3,000,000
Construction						11,500,000	795,000			12,295,000
Consulting	1,360,000	1,059,946	300,054	380,000	100,000	1,235,000				3,075,000
Contingency				200,000	400,000	2,450,000	130,000			3,180,000
Total	1,560,000	1,059,946	500,054	1,580,000	2,300,000	15,185,000	925,000			21,550,000

Project Name: 2172600 CSAH 5 - Reconst Franklin Ave fr Blaisdell to Chicago Ave	Funding Start: 2021
Major Program: Public Works	Funding Completion: 2026
Department: Transportation Roads & Bridges	

Current Year's CIP Process Summary	Budget To-Date	2023	2024	2025	2026	2027	Future	Total
Department Requested	1,560,000	1,580,000	2,300,000	15,185,000	925,000			21,550,000
Administrator Proposed	1,560,000	1,580,000	2,300,000	15,185,000	925,000			21,550,000
CBTF Recommended	1,560,000	1,580,000	2,300,000	15,185,000	925,000			21,550,000
Board Approved Final	1,560,000	1,580,000	2,300,000	15,185,000	925,000			21,550,000

Scheduling Milestones (major phases only):

Activity	Anticipated Timeframe
Planning	2019 - Q2 2021
Design	Q3 2021 - Q4 2024
Bid Advertisement	Q2 2025
Construction	Q2 2025 - Q4 2026
Completion	2027

Project's Effect on County Priorities and the Operating Budget:

County Priorities: This project will advance county climate action efforts by improving accessibility and enhancing safety for multi-modal transportation facilities. This is especially important as the project is located in an area that includes high percentages of no-vehicle households, people with limited mobility, and people with low income.

Operating Budget: Additional planning and design work is required to determine the project's anticipated impact to Transportation Department staff or annual operating costs.

Changes from Prior CIP:

- No changes to the overall Project Budget since the 2022-2026 Transportation CIP

Board Resolutions / Supplemental Information:

Project Budget Notes:

This project must be authorized by June 30, 2025 to avoid jeopardizing federal funds.

RESOLUTION 22-0088 (adopted on 03/08/2022) authorized:

- Neg Agmt PR00004057 with Bolton & Menk, Inc. for preliminary design engineering and professional services for Franklin Avenue (CSAH 5) reconstruction from Lyndale Avenue (CSAH 22) to Chicago Avenue in Minneapolis at an amount NTE \$1,800,000 to be financed with State Aid Regular within the Project Budgets for CP 2210900 and CP 2172600.

Last Year's CIP Process Summary	Budget To-Date	2022	2023	2024	2025	2026	Future	Total
Department Requested	400,000	1,160,000	1,440,000	2,440,000	15,180,000	920,000		21,540,000
Administrator Proposed	400,000	1,160,000	1,440,000	2,440,000	15,180,000	920,000		21,540,000
CBTF Recommended	400,000	1,160,000	1,440,000	2,440,000	15,180,000	920,000		21,540,000
Board Approved Final	400,000	1,160,000	1,440,000	2,440,000	15,180,000	920,000		21,540,000

Project Name: 2210900 CSAH 5 - Reconst Franklin Ave fr Lyndale to Blaisdell Ave
Major Program: Public Works
Department: Transportation Roads & Bridges

Funding Start: 2022
Funding Completion: 2025

Summary:

Reconstruct Franklin Avenue (CSAH 5) from Lyndale Avenue (CSAH 22) to Blaisdell Avenue in the City of Minneapolis.

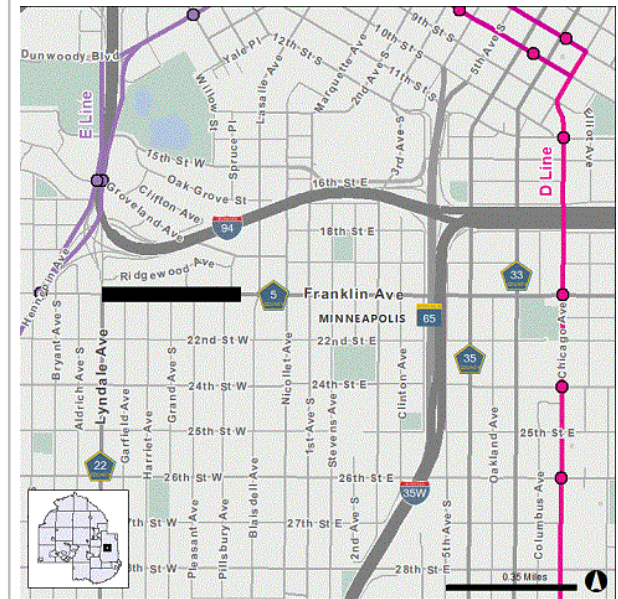
Purpose & Description:

The existing roadway (last reconstructed in 1962) is nearing the end of its useful life and warrants replacement. Routine maintenance activities (such as overlays and crackseals) are no longer cost effective in preserving assets. The existing curb is showing signs of settlement; diminishing its ability to manage storm water. The current roadway environment consists of a 4-lane undivided configuration with no turn lanes provided for people driving. This design has resulted in a relatively high number of crashes, specifically left-turn and rear-end related. No dedicated accommodations for people biking are currently provided along this segment of Franklin Avenue (CSAH 5). Although sidewalks are provided along both sides of the roadway, some areas lack adequate boulevard space, presenting challenges for routine maintenance activities. In addition, on-street parking is permitted during off-peak periods; limiting mobility for people driving.

In 2020, Transportation Project Delivery completed the Franklin Ave Corridor Study (hennepin.us/franklincorridor) that evaluated both short-term and long-term options for the corridor. It is anticipated that this project will provide an opportunity to implement recommendations from the study; relying on community input, data analysis, and environmental review to determine the specific location and type of improvement as part of the design process.

The proposed project will include new pavement, curb, storm water utilities, sidewalk, ADA accommodations, and traffic signals. Further investigation will take place as part of the design process to determine the feasibility of dedicated accommodations for people biking as part of this project. Additionally, it is anticipated that proven traffic calming strategies (such as raised medians, curb extensions, and streetscaping) will be introduced to improve the crossing experience for people walking by managing the speeds of people driving.

This project is Phase 2 (of 2) of capital improvements along the Franklin Avenue (CSAH 5) corridor in Minneapolis and is directly related to Capital Project 2172600. Additionally, in 2022, the City of Minneapolis reconstructed Franklin Avenue immediately to the west between Hennepin Avenue and Lyndale Avenue (CSAH 22).



REVENUE	Budget To-Date	12/31/22 Act & Enc	Balance	2023	2024	2025	2026	2027	Future	Total
Property Tax						50,000				50,000
Federal - Other - Roads						3,350,000				3,350,000
Mn/DOT State Aid - Regular	145,000		145,000	430,000	545,000	985,000				2,105,000
Minneapolis	35,000		35,000	180,000	435,000	255,000				905,000
Total	180,000		180,000	610,000	980,000	4,640,000				6,410,000
EXPENSE	Budget To-Date	12/31/22 Act & Enc	Balance	2023	2024	2025	2026	2027	Future	Total
Right of Way				200,000	800,000					1,000,000
Construction						3,580,000				3,580,000
Consulting	180,000	145,000	35,000	310,000	50,000	360,000				900,000
Contingency				100,000	130,000	700,000				930,000
Total	180,000	145,000	35,000	610,000	980,000	4,640,000				6,410,000

Project Name: 2210900 CSAH 5 - Reconst Franklin Ave fr Lyndale to Blaisdell Ave	Funding Start: 2022
Major Program: Public Works	Funding Completion: 2025
Department: Transportation Roads & Bridges	

Current Year's CIP Process Summary	Budget To-Date	2023	2024	2025	2026	2027	Future	Total
Department Requested	180,000	610,000	980,000	4,640,000				6,410,000
Administrator Proposed	180,000	610,000	980,000	4,640,000				6,410,000
CBTF Recommended	180,000	610,000	980,000	4,640,000				6,410,000
Board Approved Final	180,000	610,000	980,000	4,640,000				6,410,000

Scheduling Milestones (major phases only):

Activity	Anticipated Timeframe
Planning	2019 - Q2 2021
Design	Q3 2021 - Q4 2024
Bid Advertisement	Q2 2025
Construction	Q2 2025 - Q4 2026
Completion	2027

Board Resolutions / Supplemental Information:

RESOLUTION 22-0088 (adopted on 03/08/2022) authorized:

- Neg Agmt PR00004057 with Bolton & Menk, Inc. for preliminary design engineering and professional services for Franklin Avenue (CSAH 5) reconstruction from Lyndale Avenue (CSAH 22) to Chicago Avenue in Minneapolis at an amount NTE \$1,800,000 to be financed with State Aid Regular within the Project Budgets for CP 2210900 and CP 2172600.

Project's Effect on County Priorities and the Operating Budget:

County Priorities: This project will advance county climate action efforts by improving accessibility and enhancing safety for multi-modal transportation facilities. This is especially important as the project is located in an area that includes high percentages of no-vehicle households, people with limited mobility, and people with low income.

Operating Budget: Additional planning and design work is required to determine the project's anticipated impact to Transportation Department staff or annual operating costs.

Changes from Prior CIP:

- No changes to the overall Project Budget since the 2022-2026 Transportation CIP

Last Year's CIP Process Summary	Budget To-Date	2022	2023	2024	2025	2026	Future	Total
Department Requested		180,000	480,000	1,110,000	4,640,000			6,410,000
Administrator Proposed		180,000	480,000	1,110,000	4,640,000			6,410,000
CBTF Recommended		180,000	480,000	1,110,000	4,640,000			6,410,000
Board Approved Final		180,000	480,000	1,110,000	4,640,000			6,410,000

Project Name: 2163700 CSAH 9 - Participate in TH 169 Realignment of South Ramps
Major Program: Public Works
Department: Transportation Roads & Bridges

Funding Start: 2021
Funding Completion: 2023

Summary:

Participate in MnDOT's project to reconstruct Rockford Road (CSAH 9) at TH 169 in the Cities of Plymouth and New Hope.

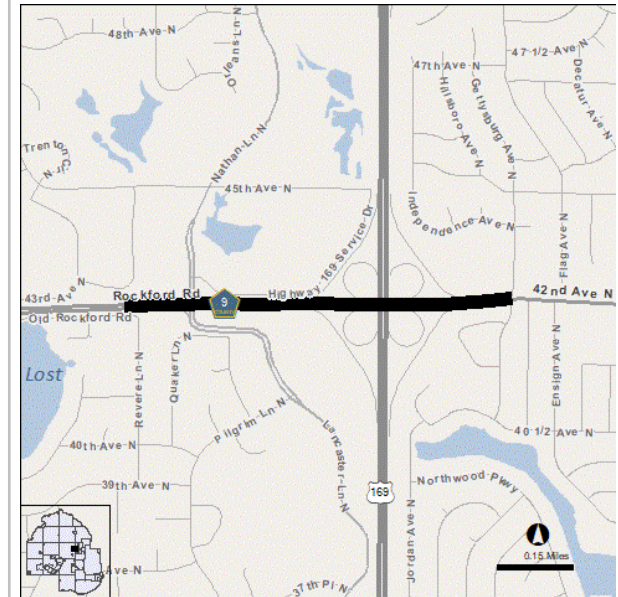
Purpose & Description:

The existing interchange consists of a cloverleaf design that does not include any accommodations for people walking or biking. As a result, non-motorized users are required to travel either in the median or along the side of the roadway, often creating a feeling of discomfort. Additionally, the ramp entrances and exits are designed to provide people driving with a high level of service, allowing vehicles to complete turning movements at relatively high speeds. The existing bridge (#27551) is owned and maintained by MnDOT, who has indicated that improvements are necessary based on its age (built in 1972) and current condition.

The proposed project will replace the existing interchange with one that includes a folded tight-diamond design to provide more traditional intersections at the freeway ramp entrances and exits. These two intersections will be controlled by traffic signals and will reduce the number of conflict points for people walking and biking through the area. This proposed concept includes a multi-use trail on both sides of the roadway; these facilities are critical for providing safe and comfortable multimodal accommodations across TH 169.

Staff anticipates that capital activities will be extended west towards the intersection of Nathan Lane and to the east towards the intersection of Gettysburg Avenue to address county roadway assets in relatively poor condition. This section (between Nathan Lane and Gettysburg Avenue) was last reconstructed in 1966 and would benefit significantly from new pavement, curb, drainage, and traffic signals. Additionally, this project presents an opportunity to expand the existing bikeway network.

It should be noted that at the completion of this project, a gap will remain in the bikeway network on the east side of TH 169 (between Gettysburg Avenue and Boone Avenue). A follow-up project(s) will be required to close this gap and provide a continuous multi-use trail for people biking.



REVENUE	Budget To-Date	12/31/22 Act & Enc	Balance	2023	2024	2025	2026	2027	Future	Total
Bonds - GO Roads				1,800,000						1,800,000
Mn/DOT State Aid - Regular	580,000		580,000	(300,000)						280,000
New Hope	200,000		200,000	60,000						260,000
Plymouth				260,000						260,000
Total	780,000		780,000	1,820,000						2,600,000
EXPENSE	Budget To-Date	12/31/22 Act & Enc	Balance	2023	2024	2025	2026	2027	Future	Total
Right of Way	400,000		400,000	(400,000)						0
Construction				2,150,000						2,150,000
Consulting	380,000		380,000	(180,000)						200,000
Contingency				250,000						250,000
Total	780,000		780,000	1,820,000						2,600,000

Project Name: 2163700 CSAH 9 - Participate in TH 169 Realignment of South Ramps	Funding Start: 2021
Major Program: Public Works	Funding Completion: 2023
Department: Transportation Roads & Bridges	

Current Year's CIP Process Summary	Budget To-Date	2023	2024	2025	2026	2027	Future	Total
Department Requested	780,000	1,820,000						2,600,000
Administrator Proposed	780,000	1,820,000						2,600,000
CBTF Recommended	780,000	1,820,000						2,600,000
Board Approved Final	780,000	1,820,000						2,600,000

Scheduling Milestones (major phases only):

Activity	Anticipated Timeframe
Planning	2015 - 2019
Design	2020 - 2022
Bid Advertisement	Q1 2023
Construction	Q2 2023 - Q3 2024
Completion	Q1 2025

Board Resolutions / Supplemental Information:

Project Budget Notes:

This project must be authorized by June 30, 2024 to avoid jeopardizing federal funds.

Project's Effect on County Priorities and the Operating Budget:

County Priorities: This project will advance county climate action efforts by improving accessibility and enhancing safety for multi-modal transportation facilities. This is especially important as the project is surrounded by areas that include a relatively high percentage of no-vehicle households and people with limited mobility.

Operating Budget: Staff anticipates that this project will have minor impacts to the annual operating costs for the Transportation Department. The installation of two new traffic signal systems at the TH 169 freeway ramps are estimated to cost \$16,400 annually to maintain. Maintenance responsibilities of the new multi-use facility are anticipated to be assigned to other agencies as part of cooperative agreements.

- Changes from Prior CIP:**
- Project Budget decreased by \$0.3 million from \$2.9 million to \$2.6 million to recognize revised agency cost participation responsibilities
 - Revenue sources adjusted to preserve State Aid Regular

Last Year's CIP Process Summary	Budget To-Date	2022	2023	2024	2025	2026	Future	Total
Department Requested	820,000	(40,000)	2,100,000					2,880,000
Administrator Proposed	820,000	(40,000)	2,100,000					2,880,000
CBTF Recommended	820,000	(40,000)	2,100,000					2,880,000
Board Approved Final	820,000	(40,000)	2,100,000					2,880,000

Project Name: 2172800 CSAH 10 - Bass Lk Rd Improve Bikeway fr CSAH 8 to Xenia
Major Program: Public Works
Department: Transportation Roads & Bridges

Funding Start: 2024
Funding Completion: 2026

Summary:

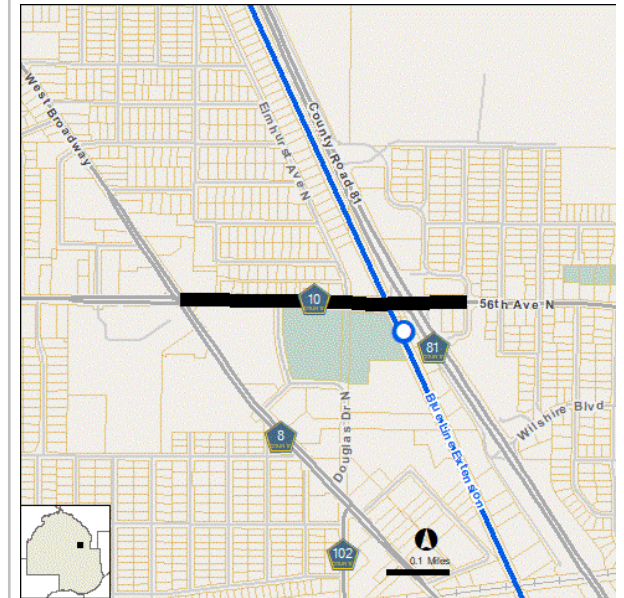
Construct multimodal improvements along Bass Lake Road (CSAH 10) from West Broadway Avenue (CSAH 8) to Xenia Avenue in the City of Crystal.

Purpose & Description:

The existing accommodations for people biking along Bass Lake Road (CSAH 10) are not consistent in terms of location and width. The west section (between West Broadway Avenue and Sherburne Avenue) includes a sidewalk facility, however, the walkable space is constrained due to the presence of street trees. The middle section (between Sherburne Avenue and Bottineau Boulevard) provides a multi-use trail; however, the facility is setback from Bass Lake Road (CSAH 10) and deviates through the Becker Park area. The east section (between Bottineau Boulevard and Xenia Avenue) provides a concrete multi-use trail on both sides that transitions to an on-road design near Xenia Avenue. These inconsistencies in the existing multi-use facilities result in user confusion and discomfort.

The proposed project will construct a continuous multi-use trail along the south side of Bass Lake Road (CSAH 10) that would provide people biking with a more direct east/west route. Additionally, this project will upgrade the existing ADA accommodations to better serve persons with limited mobility.

This project will complement a number of recent and planned activities in the area. In 2018, the City of Crystal completed a streetscaping project along the north side of Bass Lake Road (CSAH 10) between West Broadway Avenue (CSAH 8) and Bottineau Boulevard (CSAH 81) that included upgrades to pedestrian facilities (with ADA), plantings, and lighting. In 2020, the City of Crystal also completed improvements to Becker Park that included upgrades to the playground area and park trails. Additionally, the potential Blue Line Extension LRT project includes a planned station at the Bottineau Boulevard (CSAH 81) and Bass Lake Road (CSAH 10) intersection.



REVENUE	Budget To-Date	12/31/22 Act & Enc	Balance	2023	2024	2025	2026	2027	Future	Total
Mn/DOT State Aid - Regular					80,000	120,000	820,000			1,020,000
Crystal					30,000	70,000	180,000			280,000
Total					110,000	190,000	1,000,000			1,300,000

EXPENSE	Budget To-Date	12/31/22 Act & Enc	Balance	2023	2024	2025	2026	2027	Future	Total
Right of Way					60,000	140,000				200,000
Construction							700,000			700,000
Consulting					50,000	50,000	100,000			200,000
Contingency							200,000			200,000
Total					110,000	190,000	1,000,000			1,300,000

Project Name: 2172800 CSAH 10 - Bass Lk Rd Improve Bikeway fr CSAH 8 to Xenia	Funding Start: 2024
Major Program: Public Works	Funding Completion: 2026
Department: Transportation Roads & Bridges	

Current Year's CIP Process Summary	Budget To-Date	2023	2024	2025	2026	2027	Future	Total
Department Requested			110,000	190,000	1,000,000			1,300,000
Administrator Proposed			110,000	190,000	1,000,000			1,300,000
CBTF Recommended			110,000	190,000	1,000,000			1,300,000
Board Approved Final			110,000	190,000	1,000,000			1,300,000

Scheduling Milestones (major phases only):

Activity	Anticipated Timeframe
Planning	2018 - TBD
Design	TBD
Bid Advertisement	TBD
Construction	TBD
Completion	TBD

Board Resolutions / Supplemental Information:

Project's Effect on County Priorities and the Operating Budget:

County Priorities: This project will advance county climate action efforts by improving accessibility and enhancing safety for multi-modal transportation facilities by connecting people walking and biking to a future Blue Line Extension LRT station and the Crystal Lake Regional Trail. This is especially important as the project is located in an area that includes relatively high percentages of no-vehicle households.

Operating Budget: Staff anticipates that this project will have minimal impacts to the annual operating costs for the Transportation Department. Maintenance responsibilities of the new bikeway facility are anticipated to be assigned to other agencies as part of cooperative agreements.

Changes from Prior CIP:

- No changes to the overall Project Budget since the 2022-2026 Transportation CIP

Last Year's CIP Process Summary	Budget To-Date	2022	2023	2024	2025	2026	Future	Total
Department Requested				110,000	190,000	1,000,000		1,300,000
Administrator Proposed				110,000	190,000	1,000,000		1,300,000
CBTF Recommended				110,000	190,000	1,000,000		1,300,000
Board Approved Final				110,000	190,000	1,000,000		1,300,000

Project Name: 2200800 CSAH 10 - Replace Bridge #91131 over Twin Lake
Major Program: Public Works
Department: Transportation Roads & Bridges

Funding Start: 2022
Funding Completion: 2025

Summary:

Replace Bridge #91131 along Bass Lake Road (CSAH 10) at Twin Lakes in the Cities of Brooklyn Center and Crystal.

Purpose & Description:

The existing bridge (built in 1967) is classified as structurally deficient based on its condition. The current design consists of a cast-in-place concrete box culvert that spans the Twin Lake Inlet. The culvert is in relatively poor condition as the box sections have cracked and spalled in many locations. In addition, some sections have exposed rebar that are showing signs of rusting; greatly reducing their structural capacity. Routine maintenance activities are no longer cost effective in extending the useful life of this bridge, and therefore, a full replacement is recommended.

The proposed project will replace the deteriorating structure with a modern pre-cast box culvert that will be designed to provide a 75-year service life. It is anticipated that any pavement, sidewalk, and drainage structures impacted by the project will be replaced in-kind. In addition, an opportunity exists to redesign the nearby 58th Avenue intersection to manage the speeds of people driving and discourage improper use of bicycle facilities. If these improvements are deferred, the bridge structure will continue to deteriorate, and weight restrictions will likely be required.



REVENUE	Budget To-Date	12/31/22 Act & Enc	Balance	2023	2024	2025	2026	2027	Future	Total
Mn/DOT State Aid - Regular	48,000		48,000	55,000	80,000	1,280,000				1,463,000
Brooklyn Center	6,000		6,000	20,000	25,000	150,000				201,000
Crystal	6,000		6,000	20,000	25,000	150,000				201,000
Total	60,000		60,000	95,000	130,000	1,580,000				1,865,000

EXPENSE	Budget To-Date	12/31/22 Act & Enc	Balance	2023	2024	2025	2026	2027	Future	Total
Right of Way				60,000	80,000					140,000
Construction						1,230,000				1,230,000
Consulting	60,000		60,000							60,000
Contingency				35,000	50,000	350,000				435,000
Total	60,000		60,000	95,000	130,000	1,580,000				1,865,000

Project Name: 2200800 CSAH 10 - Replace Bridge #91131 over Twin Lake	Funding Start: 2022
Major Program: Public Works	Funding Completion: 2025
Department: Transportation Roads & Bridges	

Current Year's CIP Process Summary	Budget To-Date	2023	2024	2025	2026	2027	Future	Total
Department Requested	60,000	95,000	130,000	1,580,000				1,865,000
Administrator Proposed	60,000	95,000	130,000	1,580,000				1,865,000
CBTF Recommended	60,000	95,000	130,000	1,580,000				1,865,000
Board Approved Final	60,000	95,000	130,000	1,580,000				1,865,000

Scheduling Milestones (major phases only):

Activity	Anticipated Timeframe
Planning	2020 - Q2 2022
Design	Q3 2022 - Q4 2024
Bid Advertisement	Q1 2025
Construction	Q2 2025 - Q4 2025
Completion	Q2 2026

Project's Effect on County Priorities and the Operating Budget:

County Priorities: This project will advance county climate action efforts by improving accessibility for multi-modal transportation facilities. This project will replace a bridge that is nearing the end of its useful life in an effort to ensure safety and mobility for all modes. This is especially important as the project is located in an area that includes high percentages of no-vehicle households and people with limited mobility.

Operating Budget: Additional planning and design work is required to determine the project's anticipated impact to Transportation Department staff or annual operating costs.

Changes from Prior CIP:

- No changes to the overall Project Budget since the 2022-2026 Transportation CIP

Board Resolutions / Supplemental Information:

Last Year's CIP Process Summary	Budget To-Date	2022	2023	2024	2025	2026	Future	Total
Department Requested		60,000	90,000	130,000	1,580,000			1,860,000
Administrator Proposed		60,000	90,000	130,000	1,580,000			1,860,000
CBTF Recommended		60,000	90,000	130,000	1,580,000			1,860,000
Board Approved Final		60,000	90,000	130,000	1,580,000			1,860,000

Project Name: 2174500 CSAH 12 - Stabilize slopes fr Diamond Lake to Vicksburg
Major Program: Public Works
Department: Transportation Roads & Bridges

Funding Start: 2020
Funding Completion: 2023

Summary:

Improve drainage along Dayton River Road (CSAH 12) from Diamond Lake Road to approximately 3,200' North of Vicksburg Lane in the City of Dayton.

Purpose & Description:

There are six ravines located along Dayton River Road (CSAH 12) that are showing signs of deterioration; with two areas experiencing significant erosion. Each ravine includes a culvert that transfers water from either side of Dayton River Road (CSAH 12). These culverts vary in size (ranging from 24" to 48") and material type (corrugated metal or reinforced concrete pipe). Accelerated deterioration rates have been observed due to concentrated flows, steep slopes, and soil types.

In 2017, Hennepin County hired a consultant to perform a geotechnical investigation at one of the ravines (just east of Vicksburg Lane) to observe erosion and discharging. It was recommended that improvements be provided at this ravine in the near future based on its current condition and rate of deterioration. Subsequently, a consultant was hired in 2020 to complete a feasibility study to expand on the previous geotechnical investigation. The recommendations from the study include culvert replacement at four locations and both ravine stabilization and culvert replacement at two additional locations to provide sufficient width for a future regional trail adjacent to Dayton River Road (CSAH 12). Additionally, the study suggests a design option that eliminates the requirement for guardrail at several locations through the use of longer culverts and flatter embankment slopes to minimize long-term maintenance costs.

The proposed project will replace each of the six culverts within the project area; each designed to withstand the required flood events. In addition, two ravines will be repaired to provide stability and minimize erosion. These improvements will ensure proper storm water management and reduce the likelihood of flood impacts in the area.



REVENUE	Budget To-Date	12/31/22 Act & Enc	Balance	2023	2024	2025	2026	2027	Future	Total
Bonds - GO Roads	485,000	251,095	233,905	2,890,000						3,375,000
Other - Roads				405,000						405,000
Total	485,000	251,095	233,905	3,295,000						3,780,000

EXPENSE	Budget To-Date	12/31/22 Act & Enc	Balance	2023	2024	2025	2026	2027	Future	Total
Right of Way	150,000	54,500	95,500							150,000
Construction				2,895,000						2,895,000
Consulting	335,000	309,299	25,701							335,000
Contingency				400,000						400,000
Total	485,000	363,799	121,201	3,295,000						3,780,000

Project Name: 2174500 CSAH 12 - Stabilize slopes fr Diamond Lake to Vicksburg	Funding Start: 2020
Major Program: Public Works	Funding Completion: 2023
Department: Transportation Roads & Bridges	

Current Year's CIP Process Summary	Budget To-Date	2023	2024	2025	2026	2027	Future	Total
Department Requested	485,000	2,200,000						2,685,000
Administrator Proposed	485,000	2,200,000						2,685,000
CBTF Recommended	485,000	2,200,000						2,685,000
Board Approved Final	485,000	3,295,000						3,780,000

Scheduling Milestones (major phases only):

Activity	Anticipated Timeframe
Planning	Q1 2017 - Q2 2020
Design	Q3 2020 - Q4 2021
Bid Advertisement	Q4 2022
Construction	Q2 2023 - Q4 2024
Completion	2025

Board Resolutions / Supplemental Information:

Other - Roads revenue includes a funding request made to Three Rivers Park District in the amount of \$405,000.

Project's Effect on County Priorities and the Operating Budget:

County Priorities: This project will advance county climate action efforts by addressing a known drainage issue along Dayton River Road (CSAH 12) to improve accessibility for multi-modal transportation facilities. This is especially important as the project is located in an area that includes a relatively high percentage of people with limited mobility.

Operating Budget: Staff does not anticipate that this project will have significant impacts to Transportation Department staff or annual operating costs. The proposed project will primarily replace existing drainage and traffic assets in-kind.

- Changes from Prior CIP:**
- Project budget increased \$0.1 million from \$2.6 million to \$2.7 million based on revised Engineer's Estimate to be financed with \$1.0 million in County Bonds
 - Construction activities increased by \$0.3 million from \$1.5 million to \$1.8 million
 - Contingencies decreased by \$0.2 million from \$0.6 million to \$0.4 million

Last Year's CIP Process Summary	Budget To-Date	2022	2023	2024	2025	2026	Future	Total
Department Requested	250,000	235,000	2,100,000					2,585,000
Administrator Proposed	250,000	235,000	2,100,000					2,585,000
CBTF Recommended	250,000	235,000	2,100,000					2,585,000
Board Approved Final	250,000	235,000	2,100,000					2,585,000

Project Name: 2173000 CSAH 17 - France Ave Safety Impr fr American Blvd to 76th St
Major Program: Public Works
Department: Transportation Roads & Bridges

Funding Start: 2021
Funding Completion: 2023

Summary:

Multimodal safety improvements along France Avenue (CSAH 17) from American Boulevard to 76th Street in the Cities of Bloomington and Edina.

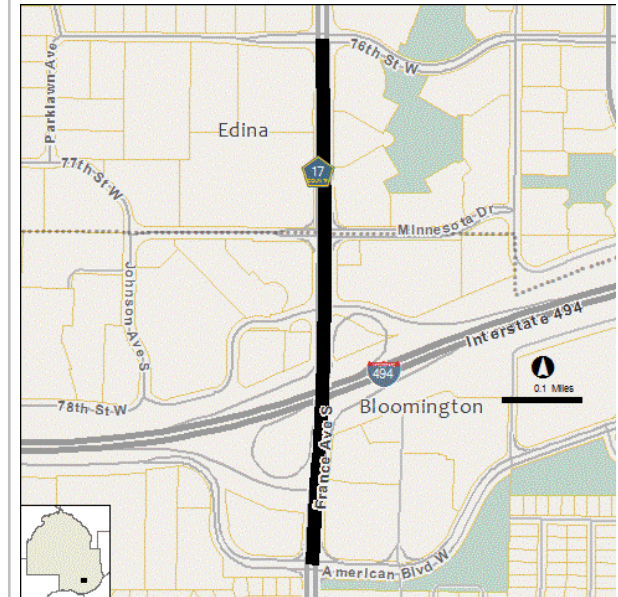
Purpose & Description:

The existing corridor along France Avenue (CSAH 17) between American Boulevard and 76th Street experiences a relatively high number of crashes compared to similar corridors throughout the county. The predominant crash type along this corridor is rear-end related due to significant queues along France Avenue (CSAH 17) caused by vehicles desiring to access I-494.

The proposed project will improve safety and traffic operations by implementing four main project objectives, which include:

- Redesigning the France Avenue (CSAH 17) at the Minnesota Drive intersection by eliminating channelized right-turn islands (whenever feasible) to improve the crossing experience for people walking
- Incorporating wayfinding signage and pavement markings to improve vehicle movements entering and exiting I-494
- Constructing off-road facilities on both sides of France Avenue (CSAH 17) between Minnesota Drive and 76th Street
- Providing adequate ADA accommodations (including pedestrian ramps, Accessible Pedestrian Signals, and median enhancements) to ensure accessibility for people with disabilities

The City of Bloomington completed a feasibility study in 2017 that reviewed existing safety and traffic operations along France Avenue (CSAH 17) between American Boulevard and 76th Street. This project is implementing short-term improvements recommended by the study. Staff recommended the project for the Highway Safety Improvement Program (HSIP) given the high number of crashes experienced along the corridor. This data driven approach is based on the county's crash system that assigns a dollar value to each of the crashes experienced. Federal funding was awarded for this project in 2018 through the HSIP. Additionally, this project will be coordinated with MnDOT's I-494 E-ZPass project that will introduce priced managed lanes along I-494 between France Avenue (CSAH 17) and TH 77 that was awarded funds from the 2018 Corridors of Commerce Program.



REVENUE	Budget To-Date	12/31/22 Act & Enc	Balance	2023	2024	2025	2026	2027	Future	Total
Property Tax				200,000						200,000
Federal - Other - Roads				1,800,000						1,800,000
Mn/DOT State Aid - Regular	300,000		300,000	2,085,000						2,385,000
Bloomington	50,000		50,000	280,000						330,000
Edina	50,000		50,000	635,000						685,000
Total	400,000		400,000	5,000,000						5,400,000

EXPENSE	Budget To-Date	12/31/22 Act & Enc	Balance	2023	2024	2025	2026	2027	Future	Total
Right of Way	200,000	69,985	130,015	200,000						400,000
Construction				3,800,000						3,800,000
Consulting				475,000						475,000
Contingency	200,000		200,000	525,000						725,000
Total	400,000	69,985	330,015	5,000,000						5,400,000

Project Name: 2173000 CSAH 17 - France Ave Safety Impr fr American Blvd to 76th St	Funding Start: 2021
Major Program: Public Works	Funding Completion: 2023
Department: Transportation Roads & Bridges	

Current Year's CIP Process Summary	Budget To-Date	2023	2024	2025	2026	2027	Future	Total
Department Requested	400,000	4,400,000						4,800,000
Administrator Proposed	400,000	4,400,000						4,800,000
CBTF Recommended	400,000	4,400,000						4,800,000
Board Approved Final	400,000	5,000,000						5,400,000

Scheduling Milestones (major phases only):

Activity	Anticipated Timeframe
Planning	2015 - Q1 2021
Design	Q2 2021 - Q1 2023
Bid Advertisement	Q2 2023
Construction	Q3 2023 - Q4 2025
Completion	2026

Board Resolutions / Supplemental Information:

Project Budget Notes:

- This project must be authorized by June 30, 2023 to avoid jeopardizing federal funds.
- A consultant contract with Bolton & Menk has been executed in the amount of \$400,000 for design services related to Capital Project 2173000. This contract is financed with available State Aid Regular within the Project Budget for Capital Project 2183400, with expenses tracked in its associated subproject 2183411.

Project's Effect on County Priorities and the Operating Budget:

County Priorities: This project will advance county climate action efforts by improving accessibility and enhancing safety for multi-modal transportation facilities. This is especially important as the project is located in an area that includes relatively high percentages of no-vehicle households and people with limited mobility.

Operating Budget: Staff does not anticipate that this project will have significant impacts to Transportation Department staff or annual operating costs. Maintenance responsibilities of the new multiuse trail facilities are anticipated to be assigned to other agencies as part of cooperative agreements.

Changes from Prior CIP:

- Project budget increased by \$2.0 million from \$2.8 million to \$4.8 million based on revised Engineer's Estimate to be financed with State Aid Regular, the City of Bloomington, and the City of Edina.
- Consulting activities increased by \$0.5 million from \$0 to \$0.5 million for construction administration
- Right of way activities increased by \$0.2 million from \$0.2 million to \$0.4 million
- Construction activities increased by \$0.9 million from \$2.3 million to \$3.2 million
- Contingency activities increased by \$0.4 million from \$0.3 million to \$0.7 million

Last Year's CIP Process Summary	Budget To-Date	2022	2023	2024	2025	2026	Future	Total
Department Requested	300,000	100,000	2,400,000					2,800,000
Administrator Proposed	300,000	100,000	2,400,000					2,800,000
CBTF Recommended	300,000	100,000	2,400,000					2,800,000
Board Approved Final	300,000	100,000	2,400,000					2,800,000

Project Name: 2200900 CSAH 17 - Replace Bridge #90475 over Nine Mile Creek
Major Program: Public Works
Department: Transportation Roads & Bridges

Funding Start: 2022
Funding Completion: 2025

Summary:

Replace Bridge #90475 along France Avenue (CSAH 17) at Nine Mile Creek in the City of Bloomington.

Purpose & Description:

The existing bridge (built in 1937) is nearing the end of its useful life based to its age and condition. The current design consists of a cast-in-place concrete box culvert that spans Nine Mile Creek. The culvert is exhibiting cracking which is diminishing its structural integrity. Weight restrictions were introduced in 2019, based on the results of a routine inspection, which prohibit certain types of commercial vehicles. Routine maintenance activities are no longer cost effective in extending the useful life of this culvert; therefore, a full replacement is recommended. Additionally, this structure is located within a hydraulically sensitive area as the roadway is prone to flooding during intense rainfall events.

In 2020, the City of Bloomington constructed a boardwalk across Nine Mile Creek immediately adjacent to France Avenue (CSAH 17) to provide a dedicated space for people walking and biking. It's anticipated that this structure will not be disturbed as part of the county's bridge project.

The proposed project will replace the deteriorating structure with a modern pre-cast box culvert that will be designed to provide a 75-year service life. Staff will evaluate various design strategies, including the size and number of structures, in an effort to minimize flood risks for the area. Given the relatively flat surrounding topography, it is anticipated that substantial roadway approach work will be necessary to promote proper storm water management. Without improvements, the bridge structure will continue to deteriorate, and stricter weight restrictions will likely be required.



REVENUE	Budget To-Date	12/31/22 Act & Enc	Balance	2023	2024	2025	2026	2027	Future	Total
Mn/DOT State Aid - Regular	50,000		50,000	250,000	285,000	2,335,000				2,920,000
Total	50,000		50,000	250,000	285,000	2,335,000				2,920,000
EXPENSE	Budget To-Date	12/31/22 Act & Enc	Balance	2023	2024	2025	2026	2027	Future	Total
Right of Way				50,000	80,000					130,000
Construction						1,700,000				1,700,000
Consulting	50,000		50,000	100,000	105,000					255,000
Contingency				100,000	100,000	635,000				835,000
Total	50,000		50,000	250,000	285,000	2,335,000				2,920,000

Project Name: 2200900 CSAH 17 - Replace Bridge #90475 over Nine Mile Creek	Funding Start: 2022
Major Program: Public Works	Funding Completion: 2025
Department: Transportation Roads & Bridges	

Current Year's CIP Process Summary	Budget To-Date	2023	2024	2025	2026	2027	Future	Total
Department Requested	50,000	250,000	285,000	2,335,000				2,920,000
Administrator Proposed	50,000	250,000	285,000	2,335,000				2,920,000
CBTF Recommended	50,000	250,000	285,000	2,335,000				2,920,000
Board Approved Final	50,000	250,000	285,000	2,335,000				2,920,000

Scheduling Milestones (major phases only):

Activity	Anticipated Timeframe
Planning	2020 - Q2 2022
Design	Q3 2022 - Q4 2024
Bid Advertisement	Q1 2025
Construction	Q2 2025 - Q4 2025
Completion	Q2 2026

Board Resolutions / Supplemental Information:

Project's Effect on County Priorities and the Operating Budget:

County Priorities: This project will advance county climate action efforts by addressing a known drainage issue to improve accessibility for multi-modal transportation facilities. This is especially important as the project is located in an area that includes relatively high percentages of no-vehicle households and people with limited mobility.

Operating Budget: Additional planning and design work is required to determine the project's anticipated impact to Transportation Department staff or annual operating costs.

Changes from Prior CIP:

- No changes to the overall Project Budget since the 2022-2026 Transportation CIP

Last Year's CIP Process Summary	Budget To-Date	2022	2023	2024	2025	2026	Future	Total
Department Requested		50,000	250,000	285,000	2,335,000			2,920,000
Administrator Proposed		50,000	250,000	285,000	2,335,000			2,920,000
CBTF Recommended		50,000	250,000	285,000	2,335,000			2,920,000
Board Approved Final		50,000	250,000	285,000	2,335,000			2,920,000

Project Name: 2052300 CSAH 22 - Reconst Lyndale Ave fr HCRRRA Bridge to Franklin Ave
Major Program: Public Works
Department: Transportation Roads & Bridges

Funding Start: 2022
Funding Completion: 2027

Summary:

Reconstruct Lyndale Avenue (CSAH 22) from 300' north of Lake Street (CSAH 3) to Franklin Avenue (CSAH 5) in Minneapolis.

Purpose & Description:

The existing roadway (last reconstructed in 1934) is nearing the end of its useful life and warrants replacement. Routine maintenance activities (such as overlays and crackseals) are no longer cost effective in preserving assets. The original roadway environment consisted of a 4-lane undivided configuration with no turn lanes provided for people driving. On-street parking is currently permitted on both sides of the roadway throughout all times of day. These characteristics have resulted in a high number of crashes, specifically rear-end, sideswipe, and parked-car related. Sidewalks exist on both sides of the roadway, separated by a boulevard, that provide relatively comfortable accommodations for people walking along Lyndale Avenue (CSAH 22). However, crossing Lyndale Avenue (CSAH 22) can be challenging, specifically at nonsignalized intersections. Also, many of the intersections include pedestrian ramps that do not meet current ADA design standards, with traffic signals lacking Accessible Pedestrian Signals (APS), posing challenges for people with limited mobility. At this time, no dedicated facilities for people biking are provided along this section of Lyndale Avenue (CSAH 22). Additionally, the area in the vicinity of Lyndale Avenue (CSAH 22) at 22nd Street is susceptible to flooding during intense rain events.

The following improvements were completed in 2022 to provide interim safety strategies in advance of the reconstruction project:

- Construction of raised medians, enhanced with pedestrian crossing beacons, at the 25th Street and 27th Street intersections
- Introduction of a 3-lane configuration from Lake Street (CSAH 3) to Franklin Avenue (CSAH 5) to target recent crash trends and improve experiences for multimodal users

The proposed project will include new assets, including: pavement, curb, storm water structures, sidewalk, and traffic signals. The new roadway environment will be determined as part of the design process after extensive public engagement, data analysis, and environmental review. It's anticipated that specific crossing enhancements for people walking (such as curb extensions, raised medians, and crossing beacons) will be considered as this area generates significant pedestrian activity due to the nearby commercial businesses. Furthermore, green streets strategies will be explored to promote satisfactory storm water management in the area.



REVENUE	Budget To-Date	12/31/22 Act & Enc	Balance	2023	2024	2025	2026	2027	Future	Total
Property Tax	600,000	600,000					200,000			800,000
Bonds - GO Roads							1,240,000	700,000		1,940,000
Federal - Other - Roads							7,000,000			7,000,000
Mn/DOT State Aid - Regular	215,000		215,000	400,000	600,000	705,000	1,345,000	2,640,000		5,905,000
Minneapolis	55,000		55,000	100,000	320,000	425,000	810,000	910,000		2,620,000
Total	870,000	600,000	270,000	500,000	920,000	1,130,000	10,595,000	4,250,000		18,265,000

EXPENSE	Budget To-Date	12/31/22 Act & Enc	Balance	2023	2024	2025	2026	2027	Future	Total
Right of Way					410,000	620,000				1,030,000
Construction	300,000		300,000				8,000,000	2,980,000		11,280,000
Consulting	570,000	398,134	171,866	500,000	310,000	310,000	795,000	340,000		2,825,000
Contingency					200,000	200,000	1,800,000	930,000		3,130,000
Total	870,000	398,134	471,866	500,000	920,000	1,130,000	10,595,000	4,250,000		18,265,000

Project Name: 2052300 CSAH 22 - Reconst Lyndale Ave fr HCRRA Bridge to Franklin Ave	Funding Start: 2022
Major Program: Public Works	Funding Completion: 2027
Department: Transportation Roads & Bridges	

Current Year's CIP Process Summary	Budget To-Date	2023	2024	2025	2026	2027	Future	Total
Department Requested	870,000	500,000	920,000	1,130,000	10,595,000	4,250,000		18,265,000
Administrator Proposed	870,000	500,000	920,000	1,130,000	10,595,000	4,250,000		18,265,000
CBTF Recommended	870,000	500,000	920,000	1,130,000	10,595,000	4,250,000		18,265,000
Board Approved Final	870,000	500,000	920,000	1,130,000	10,595,000	4,250,000		18,265,000

Scheduling Milestones (major phases only):

Activity	Anticipated Timeframe
Planning	Q3 2019 - Q4 2021
Design	Q1 2022 - Q4 2025
Bid Advertisement	Q1 2026
Construction	Q2 2026 - Q4 2028
Completion	2029

Board Resolutions / Supplemental Information:

This project is Phase 3 (of 3) of capital improvements along the Lyndale Avenue (CSAH 22) corridor in South Minneapolis (initial phases include Capital Projects 2933800 and 2984200 that were completed in the late 2000s/early 2010s).

Project's Effect on County Priorities and the Operating Budget:

County Priorities: This project will advance county climate action efforts by improving accessibility and enhancing safety for multi-modal transportation facilities, including connections to the Midtown Greenway. This is especially important as the project is located in an area that includes relatively high percentages of no-vehicle households, people with limited mobility, and people with low income.

Operating Budget: Additional planning and design work is required to determine the project's anticipated impact to Transportation Department staff or annual operating costs.

- Changes from Prior CIP:**
- Project Budget decreased by \$3.8 million from \$22.1 million to \$18.3 million based on revised Engineer's Estimate to preserve \$0.1 million in County Bonds, \$3.1 million in State Aid Regular, and \$0.6 million for the City of Minneapolis.
 - Consulting activities decreased by \$1.0 million from \$3.8 million to \$2.8 million
 - Construction activities decreased by \$2.7 million from \$14.0 million to \$11.3 million
 - Contingency activities decreased by \$0.1 million from \$3.2 million to \$3.1 million

Last Year's CIP Process Summary	Budget To-Date	2022	2023	2024	2025	2026	Future	Total
Department Requested		870,000	600,000	1,210,000	1,420,000	12,180,000	5,770,000	22,050,000
Administrator Proposed		870,000	600,000	1,210,000	1,420,000	12,180,000	5,770,000	22,050,000
CBTF Recommended		870,000	600,000	1,210,000	1,420,000	12,180,000	5,770,000	22,050,000
Board Approved Final		870,000	600,000	1,210,000	1,420,000	12,180,000	5,770,000	22,050,000

Project Name: 2181500 CR 26 - Replace Bridge #90627 over Painter Creek
Major Program: Public Works
Department: Transportation Roads & Bridges

Funding Start: 2021
Funding Completion: 2024

Summary:

Replace Bridge #90627 along CR 26 over Painter Creek in the City of Minnetrista.

Purpose & Description:

The existing bridge (built in 1941) is classified as structurally deficient based on the condition of its primary structural elements. Weight restrictions were introduced in 2020 on this bridge, based on the results of a routine inspection, that prohibit certain types of commercial vehicles. The design of the structure consists of a buried cast-in-place concrete box culvert. The box culvert includes many areas exhibiting cracking and spalling in the concrete; exposing the structural rebar and compromising the remaining concrete. The wingwalls have detached from the main structure, and therefore, require routine monitoring. With continued deterioration, the bridge will become more susceptible to flooding and, as a result, will likely require extensive repairs and/or further weight restrictions.

The proposed project will replace the existing bridge with a new structure that will be designed to achieve a 75-year service life. The new bridge will better accommodate multi-modal users by introducing a wider bridge deck for additional shoulder space.

In addition, the county's Asset Management system has identified pavement assets along CR 26 as being in relatively poor condition. Therefore, the segment of CR 26 from the west county line to CSAH 110 is being evaluated to determine the feasibility of pavement rehabilitation activities (such as a cold-in-place recycling or a full-depth reclamation). Once a recommended pavement design has been determined, it's anticipated that a capital project along CR 26 will be recommended as part of the county's Pavement Rehabilitation Program (County Project 2210400). Roadway and bridge capital activities will be coordinated to not only promote efficiencies in project development, but also minimize construction impacts to users.



REVENUE	Budget To-Date	12/31/22 Act & Enc	Balance	2023	2024	2025	2026	2027	Future	Total
Property Tax	35,000	35,000		85,000						120,000
Bonds - GO Roads	100,000		100,000		1,650,000					1,750,000
Total	135,000	35,000	100,000	85,000	1,650,000					1,870,000
EXPENSE	Budget To-Date	12/31/22 Act & Enc	Balance	2023	2024	2025	2026	2027	Future	Total
Right of Way	40,000		40,000	60,000						100,000
Construction					1,300,000					1,300,000
Consulting	70,000	80,000	(10,000)							70,000
Contingency	25,000		25,000	25,000	350,000					400,000
Total	135,000	80,000	55,000	85,000	1,650,000					1,870,000

Project Name: 2181500 CR 26 - Replace Bridge #90627 over Painter Creek	Funding Start: 2021
Major Program: Public Works	Funding Completion: 2024
Department: Transportation Roads & Bridges	

Current Year's CIP Process Summary	Budget To-Date	2023	2024	2025	2026	2027	Future	Total
Department Requested	135,000	85,000	1,650,000					1,870,000
Administrator Proposed	135,000	85,000	1,650,000					1,870,000
CBTF Recommended	135,000	85,000	1,650,000					1,870,000
Board Approved Final	135,000	85,000	1,650,000					1,870,000

Scheduling Milestones (major phases only):

Activity	Anticipated Timeframe
Planning	2019 - Q4 2021
Design	Q1 2022 - Q4 2023
Bid Advertisement	Q1 2024
Construction	Q2 2024 - Q3 2024
Completion	Q2 2025

Board Resolutions / Supplemental Information:

Project Budget Notes:
This project is not eligible for State Aid funding as County Road 26 is not designated as a County State Aid Highway (CSAH). Therefore, Property Tax and County Bond revenues are being requested to finance engineering, right of way, and construction activities.

Project's Effect on County Priorities and the Operating Budget:

County Priorities: This project will advance county climate action efforts by improving accessibility for multi-modal transportation facilities. This project will replace a bridge that is nearing the end of its useful life in an effort to ensure safety and mobility for all modes.

Operating Budget: Staff does not anticipate that this project will have impacts to Transportation Department staff or annual operating costs. The proposed project will primarily replace existing bridge assets in-kind.

Changes from Prior CIP:

- No changes to the overall Project Budget since the 2022-2026 Transportation CIP

Last Year's CIP Process Summary	Budget To-Date	2022	2023	2024	2025	2026	Future	Total
Department Requested	35,000	100,000	85,000	1,650,000				1,870,000
Administrator Proposed	35,000	100,000	85,000	1,650,000				1,870,000
CBTF Recommended	35,000	100,000	85,000	1,650,000				1,870,000
Board Approved Final	35,000	100,000	85,000	1,650,000				1,870,000

Project Name: 2141100 CSAH 30 - Reconst 93rd Ave N fr Xylon Ave to East of Winnetka
Major Program: Public Works
Department: Transportation Roads & Bridges

Funding Start: 2015
Funding Completion: 2018

Summary:

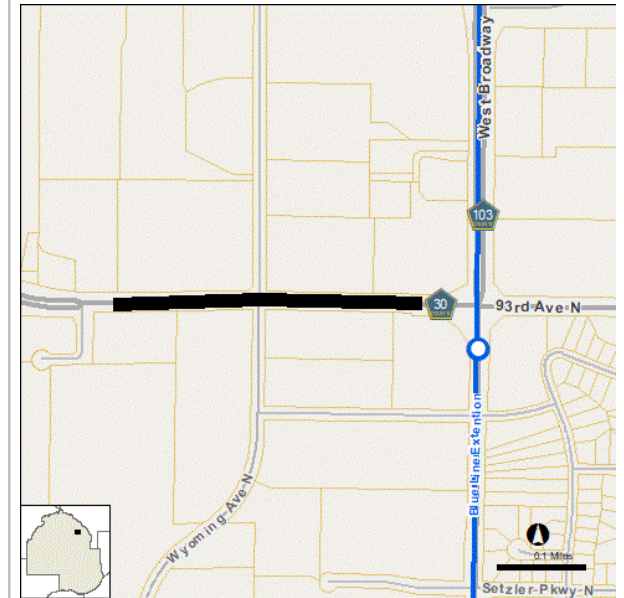
Expand 93rd Avenue (CSAH 30) from Xylon Avenue to West Broadway Avenue (CSAH 103) in the City of Brooklyn Park.

Purpose & Description:

The existing roadway (last reconstructed in 1951) includes a rural design that presents relatively poor experiences for people walking, using transit, biking and driving as it currently lacks curb, storm water structures, and off-road facilities.

The proposed project will expand and reconstruct 93rd Avenue (CSAH 30) to provide a consistent four-lane roadway that will include curb and storm water structures to promote proper storm water management. The primary goals of the project include: addressing poor pavement conditions, enhancing safety, improving traffic operations, and addressing the lack of multimodal facilities along the corridor. A raised concrete median will separate vehicles in opposing directions and provide appropriate access management. A multi-use trail will be constructed on both sides to fill an existing gap in the multimodal system and promote choices in transportation. Additionally, the existing temporary traffic signal system located at Wyoming Avenue will be upgraded to a permanent traffic signal system that includes the latest technologies.

This project will complement the recent construction of the 93rd Avenue (CSAH 30) / TH 169 interchange by extending a similar roadway design to the east. Also, this is connected to Capital Projects 2923900 and 2051400 that are also programmed in the county's Capital Improvement Program (CIP). Furthermore, this project is directly related to the planned Blue Line Extension Project that includes a potential station at the intersection of 93rd Avenue (CSAH 30) and West Broadway Avenue (CSAH 103). The introduction of multi-use trails will provide key first/last mile connections for people walking and biking to the potential LRT transit station.



REVENUE	Budget To-Date	12/31/22 Act & Enc	Balance	2023	2024	2025	2026	2027	Future	Total
Mn/DOT State Aid - Regular	3,545,000	295,238	3,249,762							3,545,000
Brooklyn Park	1,800,000		1,800,000							1,800,000
Total	5,345,000	295,238	5,049,762							5,345,000

EXPENSE	Budget To-Date	12/31/22 Act & Enc	Balance	2023	2024	2025	2026	2027	Future	Total
Right of Way	1,400,000		1,400,000							1,400,000
Construction	2,845,000		2,845,000							2,845,000
Consulting	700,000	295,238	404,762							700,000
Contingency	400,000		400,000							400,000
Total	5,345,000	295,238	5,049,762							5,345,000

Project Name: 2141100 CSAH 30 - Reconst 93rd Ave N fr Xylon Ave to East of Winnetka	Funding Start: 2015
Major Program: Public Works	Funding Completion: 2018
Department: Transportation Roads & Bridges	

Current Year's CIP Process Summary	Budget To-Date	2023	2024	2025	2026	2027	Future	Total
Department Requested	5,345,000							5,345,000
Administrator Proposed	5,345,000							5,345,000
CBTF Recommended	5,345,000							5,345,000
Board Approved Final	5,345,000							5,345,000

Scheduling Milestones (major phases only):

Activity	Anticipated Timeframe
Planning	1993 - 2014
Design	2015 - TBD
Bid Advertisement	TBD
Construction	TBD
Completion	TBD

Board Resolutions / Supplemental Information:

RESOLUTION 15-0284 (adopted 08/11/2015) authorized:

- Neg of Agmt PW 14-66-15 with Kimley-Horn for consulting services related to the preliminary design and final design of CP 2051400, CP 2923900, and CP 2141100 at a cost NTE \$2,200,000.
- Increase in the Project Budget for CP 2923900 by \$1,750,000 from \$25,750,000 to \$27,500,000 for consulting services to be financed with available funding in the county's State Aid Regular Construction Account.
- Increase in the Project Budget for CP 2051400 by \$1,000,000 from \$15,820,000 to \$16,820,000 for consulting services to be financed with available funding in the county's State Aid Regular Construction Account.

Project's Effect on County Priorities and the Operating Budget:

County Priorities: This project will advance county climate action efforts by improving accessibility and enhancing safety for multi-modal transportation facilities as well as connections to the future Blue Line Extension LRT service. This is especially important as the project is located in an area that includes relatively high percentages of no-vehicle households.

Operating Budget: Staff anticipates that this project will have minor impacts to the annual operating costs for the Transportation Department. The addition of approximately 0.64 lane miles to the county roadway system is estimated to cost \$8,500 annually. Additionally, maintenance responsibilities of the new multi-use trail facilities are anticipated to be assigned to other agencies as part of cooperative agreements.

Changes from Prior CIP:

- No changes to the overall Project Budget since the 2022-2026 Transportation CIP

Last Year's CIP Process Summary	Budget To-Date	2022	2023	2024	2025	2026	Future	Total
Department Requested	5,345,000							5,345,000
Administrator Proposed	5,345,000							5,345,000
CBTF Recommended	5,345,000							5,345,000
Board Approved Final	5,345,000							5,345,000

Project Name: 2181600 CSAH 31 - Replace Bridge #90489 over Minnehaha Creek
Major Program: Public Works
Department: Transportation Roads & Bridges

Funding Start: 2024
Funding Completion: 2027

Summary:

Replace Bridge #90489 along Xerxes Avenue (CSAH 31) over Minnehaha Creek in the Cities of Edina and Minneapolis

Purpose & Description:

The existing bridge (built in 1916) consists of a concrete arch design that spans Minnehaha Creek. The structure is nearing the end of its useful life as the structure is showing signs of advanced deterioration and wear, which is typical for a structure of this age. The concrete material has numerous cracks and spalls that have exposed steel rebar. Routine maintenance activities are no longer cost effective in extending the useful life of this bridge; therefore, a full replacement is recommended to prevent further deterioration.

It is anticipated that the proposed project will replace the deteriorating structure with a new design that will provide a 75-year service life. It is anticipated that any pavement, sidewalk, and drainage structures impacted by the project will be replaced in-kind. In addition, the new bridge will better accommodate people walking, using transit, biking, and driving by reallocating space within the existing right of way. Furthermore, this project presents an opportunity to construct an overlook for the Minnehaha Creek water feature.



REVENUE	Budget To-Date	12/31/22 Act & Enc	Balance	2023	2024	2025	2026	2027	Future	Total
Bonds - GO Roads								880,000		880,000
Mn/DOT State Aid - Regular					105,000	360,000	440,000	2,800,000		3,705,000
Edina					5,000	45,000	58,000	230,000		338,000
Minneapolis					20,000	125,000	172,000	690,000		1,007,000
Total					130,000	530,000	670,000	4,600,000		5,930,000
EXPENSE	Budget To-Date	12/31/22 Act & Enc	Balance	2023	2024	2025	2026	2027	Future	Total
Right of Way						210,000	320,000			530,000
Construction								3,500,000		3,500,000
Consulting					130,000	200,000	200,000			530,000
Contingency						120,000	150,000	1,100,000		1,370,000
Total					130,000	530,000	670,000	4,600,000		5,930,000

Project Name: 2181600 CSAH 31 - Replace Bridge #90489 over Minnehaha Creek	Funding Start: 2024
Major Program: Public Works	Funding Completion: 2027
Department: Transportation Roads & Bridges	

Current Year's CIP Process Summary	Budget To-Date	2023	2024	2025	2026	2027	Future	Total
Department Requested			130,000	530,000	670,000	4,600,000		5,930,000
Administrator Proposed			130,000	530,000	670,000	4,600,000		5,930,000
CBTF Recommended			130,000	530,000	670,000	4,600,000		5,930,000
Board Approved Final			130,000	530,000	670,000	4,600,000		5,930,000

<p>Scheduling Milestones (major phases only):</p> <table border="0"> <tr> <td><u>Activity</u></td> <td><u>Anticipated Timeframe</u></td> </tr> <tr> <td>Planning</td> <td>2022 - 2023</td> </tr> <tr> <td>Design</td> <td>Q1 2024 - Q4 2026</td> </tr> <tr> <td>Bid Advertisement</td> <td>Q1 2027</td> </tr> <tr> <td>Construction</td> <td>Q2 2027 - Q3 2027</td> </tr> <tr> <td>Completion</td> <td>Q2 2028</td> </tr> </table> <p>Project's Effect on County Priorities and the Operating Budget:</p> <p>County Priorities: This project will advance county climate action efforts by improving accessibility and enhancing safety for multi-modal transportation facilities. This is especially important as the project is located near a Census tract that includes a high percentage of people with low income.</p> <p>Operating Budget: Staff does not anticipate that this project will have impacts to Transportation Department staff or annual operating costs. The proposed project will primarily replace existing bridge assets in-kind.</p> <p>Changes from Prior CIP:</p> <ul style="list-style-type: none"> This is a new project request by Transportation Project Delivery for the 2023-2027 Transportation CIP to replace Bridge #90489 along Xerxes Avenue (CSAH 31) over Minnehaha Creek in the Cities of Edina and Minneapolis 	<u>Activity</u>	<u>Anticipated Timeframe</u>	Planning	2022 - 2023	Design	Q1 2024 - Q4 2026	Bid Advertisement	Q1 2027	Construction	Q2 2027 - Q3 2027	Completion	Q2 2028	<p>Board Resolutions / Supplemental Information:</p>
<u>Activity</u>	<u>Anticipated Timeframe</u>												
Planning	2022 - 2023												
Design	Q1 2024 - Q4 2026												
Bid Advertisement	Q1 2027												
Construction	Q2 2027 - Q3 2027												
Completion	Q2 2028												

Last Year's CIP Process Summary	Budget To-Date	2022	2023	2024	2025	2026	Future	Total
Department Requested								
Administrator Proposed								
CBTF Recommended								
Board Approved Final								

Project Name: 2191600 CSAH 35 & 52 - Portland and Nicollet Flashing Yellow Arrows
Major Program: Public Works
Department: Transportation Roads & Bridges

Funding Start: 2020
Funding Completion: 2023

Summary:

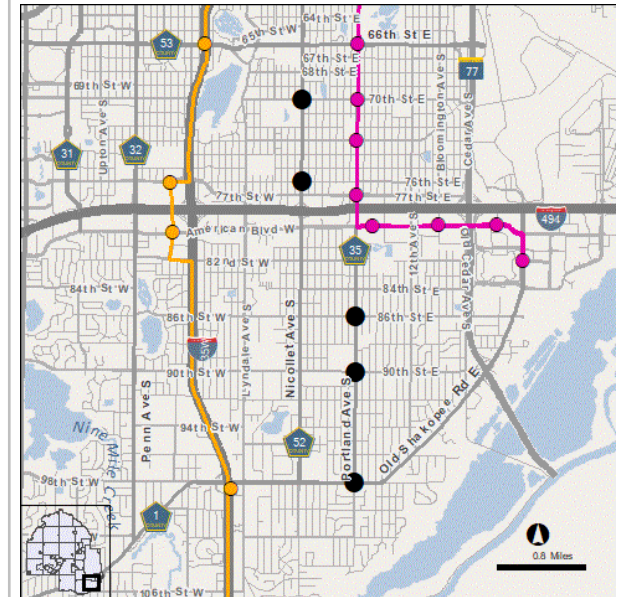
Multimodal safety improvements along Portland Avenue (CSAH 35) and Nicollet Avenue (CSAH 52) in the Cities of Bloomington and Richfield.

Purpose & Description:

These sections of Portland Avenue (CSAH 35) and Nicollet Avenue (CSAH 52) connect users from primarily residential areas to the I-494 freeway. In the last ten years, new striping configurations were introduced along these two roadways that converted the four-lane environment to a three-lane section. However, no traffic signal upgrades were included as part of the restriping projects. Many traffic signals along these sections lack exclusive left-turn phasing, and therefore, require left-turning vehicles to yield to oncoming traffic during all times of day. This condition has resulted in an overrepresentation of left-turn related crashes, when compared to similar signalized intersections. The proposed project will install flashing yellow arrows at the following five intersections along Portland Avenue (CSAH 35) and Nicollet Avenue (CSAH 52) to provide flexible signal operations and address trends observed in left-turn related crashes. The project will also include revisions to the intersections such as ADA upgrades (to ensure accessibility) and signal modifications. Improvements to the nearby Portland Avenue (CSAH 35) at American Boulevard intersection will be addressed through MnDOT's planned I-494 Corridors of Commerce Project, therefore, the intersection was removed from the scope of this project.

- Portland Avenue (CSAH 35) at Old Shakopee Road (CSAH 1) in the City of Bloomington
- Portland Avenue (CSAH 35) at 90th Street in the City of Bloomington
- Portland Avenue (CSAH 35) at 86th Street in the City of Bloomington
- Nicollet Avenue (CSAH 52) at 76th Street in the City of Richfield
- Nicollet Avenue (CSAH 52) at 70th Street in the City of Richfield

Staff recommended this project for the Highway Safety Improvement Program (HSIP) given the high number of crashes that resulted in injuries, especially those involving left-turning vehicles. Federal funding was awarded for this project in 2018 through the HSIP.



REVENUE	Budget To-Date	12/31/22 Act & Enc	Balance	2023	2024	2025	2026	2027	Future	Total
Property Tax	54,000	54,000								54,000
Bonds - GO Roads	250,000		250,000							250,000
Federal - Other - Roads	846,000		846,000							846,000
Mn/DOT State Aid - Regular	750,000		750,000	250,000						1,000,000
Bloomington	137,884		137,884	165,000						302,884
Richfield	122,926		122,926	25,000						147,926
Total	2,160,810	54,000	2,106,810	440,000						2,600,810

EXPENSE	Budget To-Date	12/31/22 Act & Enc	Balance	2023	2024	2025	2026	2027	Future	Total
Right of Way	100,000	24,388	75,612							100,000
Construction	1,710,810		1,710,810	140,000						1,850,810
Consulting	150,000		150,000							150,000
Contingency	200,000		200,000	300,000						500,000
Total	2,160,810	24,388	2,136,422	440,000						2,600,810

Project Name: 2191600 CSAH 35 & 52 - Portland and Nicollet Flashing Yellow Arrows	Funding Start: 2020
Major Program: Public Works	Funding Completion: 2023
Department: Transportation Roads & Bridges	

Current Year's CIP Process Summary	Budget To-Date	2023	2024	2025	2026	2027	Future	Total
Department Requested	2,160,810							2,160,810
Administrator Proposed	2,160,810	300,000						2,460,810
CBTF Recommended	2,160,810	300,000						2,460,810
Board Approved Final	2,160,810	440,000						2,600,810

Scheduling Milestones (major phases only):

Activity	Anticipated Timeframe
Planning	2018 - Q2 2020
Design	Q3 2020 - Q3 2022
Bid Advertisement	Q4 2022
Construction	Q2 2023 - Q4 2022
Completion	Q2 2023

Project's Effect on County Priorities and the Operating Budget:

County Priorities: This project will advance county climate action efforts by improving accessibility and enhancing safety for multi-modal transportation. This is especially important as the project is located in an area that includes relatively high percentages of no-vehicle households and people with limited mobility.

Operating Budget: Staff does not anticipate that this project will have impacts to Transportation Department staff or annual operating costs. The proposed project will primarily replace existing roadside and traffic assets in-kind.

Changes from Prior CIP:

- Project budget has increased by \$0.3 million from \$2.2 million to \$2.5 million to account for anticipated inflationary pressure during project bidding to be financed with \$0.3 million in State Aid Regular.

Board Resolutions / Supplemental Information:

Project Budget Notes:

The Portland Avenue (CSAH 35) and American Boulevard intersection has been removed from the scope of this project since improvements will be delivered as part of MnDOT's planned I-494 Corridors of Commerce Project as tracked under Capital Project 2190100 (as approved by the Transportation Advisory Board on 09/15/2021 via Action Transmittal 2021-37).

This project was authorized by MnDOT State Aid on 04/07/2022 under SP 027-635-038.

Appropriated \$250,000 in County Bonds within this Project Budget (CP 2191600) that were previously programmed in the Safety and Asset Management Transportation Supplemental Capital Activity (CP 2183300). These funds are intended to provide a portion of the Project Budget for CP 2191600 to be used towards Traffic Signal improvements along Portland Avenue (CSAH 35) and Nicollet Avenue (CSAH 52). Additionally, the 2022 spending goal for Traffic Signals in CP 2183300 will be reduced by \$250,000 to reflect this appropriation.

RESOLUTION 22-0107 (adopted on 03/22/2022) authorized:

- Neg Agmt PW 08-19-22 with the City of Richfield for cost participation and maintenance responsibilities for improvements on Nicollet Avenue (CSAH 52) at an estimated county receivable of \$165,259 (\$122,926 capital, \$42,333 operating).
- Neg Agmt PW 09-07-22 with the City of Bloomington for cost participation and maintenance responsibilities for improvements on Portland Avenue (CSAH 35) at an estimated county receivable of \$189,474 (\$137884 capital, \$51,590 operating).
- Increase overall project budget by \$210,810 from \$1,950,000 to \$2,160,810.

Last Year's CIP Process Summary	Budget To-Date	2022	2023	2024	2025	2026	Future	Total
Department Requested	300,000	1,650,000						1,950,000
Administrator Proposed	300,000	1,650,000						1,950,000
CBTF Recommended	300,000	1,650,000						1,950,000
Board Approved Final	300,000	1,650,000						1,950,000

Project Name: 2167301 CSAH 36 & 37- Enhance bicycle facility fr I-35W to Oak St SE
Major Program: Public Works
Department: Transportation Roads & Bridges

Funding Start: 2020
Funding Completion: 2023

Summary:

Multimodal improvements along University Ave SE (CSAH 36) and 4th St SE (CSAH 37) from I-35W to Oak St SE.

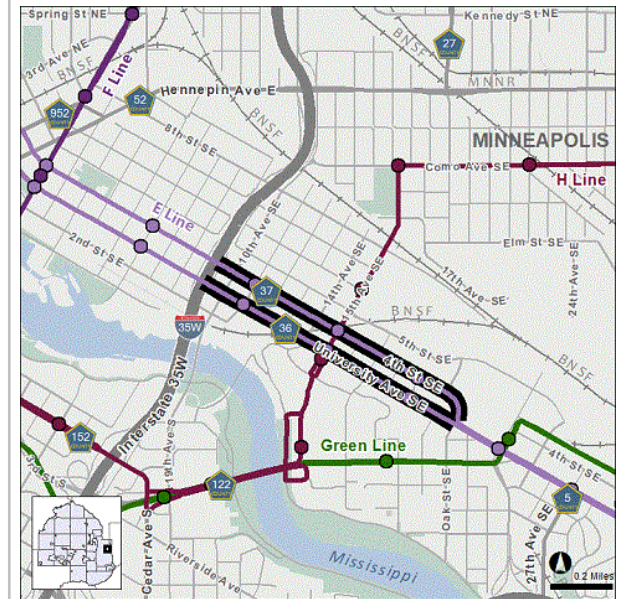
Purpose & Description:

University Avenue SE (CSAH 36) and 4th Street SE (CSAH 37) currently operate as one-way pairs in this area near the University of Minnesota East Bank Campus. Bicycle facilities were first introduced on these corridors in the late 1990s. Their original design was unique in that they included an extended concrete gutter pan (approximately 6' wide) that offered a high-visibility bicycle facility. In 2014, as part of a county repaving project, the bicycle facility along 4th Street SE (CSAH 37) was shifted from the south side to the north side to provide a more traditional configuration. Presently, further enhancements are desired based on the relatively high traffic volumes (25,000 vehicles per day), frequency of bicycle turning movements, and potential conflicts with transit services. Additionally, both University Avenue SE (CSAH 36) and 4th Street SE (CSAH 37) serve approximately 700 and 400 bicyclists per day, respectively.

Transportation Operations completed an overlay on University Avenue SE (CSAH 36) in 2019. County staff implemented minor striping changes as part of the overlay project to experiment with additional improvements for people biking and monitor their effectiveness.

The proposed project will enhance the existing on-street bicycle facilities along University Avenue SE (CSAH 36) and 4th Street SE (CSAH 37). It is anticipated that vertical separation between people biking and driving will be considered; significantly improving the comfort level for bicyclists. Other project elements will include ADA upgrades and traffic signal modifications. Additionally, Transportation Operations has requested a pavement overlay along 4th Street SE (CSAH 37) be included in this project to address poor pavement conditions and minimize construction impacts to this heavily traveled area near the University of Minnesota. Furthermore, this project will be coordinated with Metro Transit's implementation of its E Line Arterial Bus Rapid Transit (ABRT) service. The E Line service will extend along University Avenue SE (CSAH 36) and 4th Street SE (CSAH 37) and is anticipated to include ABRT stations at 11th Avenue SE, 15th Avenue SE, and Ridder Arena that are located within the project limits. Enhancements to the bikeway facilities along University Avenue SE (CSAH 36) and 4th Street SE (CSAH 37) will improve first/last mile connections to these nearby ABRT stations.

Federal funding was awarded in 2018 through the Regional Solicitation for this project.



REVENUE	Budget To-Date	12/31/22 Act & Enc	Balance	2023	2024	2025	2026	2027	Future	Total
Property Tax	100,000	100,000								100,000
Bonds - GO Roads				3,200,000						3,200,000
Federal - Other - Roads	5,500,000		5,500,000							5,500,000
Mn/DOT State Aid - Regular	7,200,000	1,600,000	5,600,000	(750,000)						6,450,000
Minneapolis	4,450,000		4,450,000	(520,000)						3,930,000
Total	17,250,000	1,700,000	15,550,000	1,930,000						19,180,000

EXPENSE	Budget To-Date	12/31/22 Act & Enc	Balance	2023	2024	2025	2026	2027	Future	Total
Right of Way	1,000,000		1,000,000	(1,000,000)						0
Construction	11,000,000		11,000,000	2,300,000						13,300,000
Consulting	2,850,000	2,056,420	793,580	510,000						3,360,000
Contingency	2,400,000		2,400,000	120,000						2,520,000
Total	17,250,000	2,056,420	15,193,580	1,930,000						19,180,000

Project Name: 2167301 CSAH 36 & 37- Enhance bicycle facility fr I-35W to Oak St SE	Funding Start: 2020
Major Program: Public Works	Funding Completion: 2023
Department: Transportation Roads & Bridges	

Current Year's CIP Process Summary	Budget To-Date	2023	2024	2025	2026	2027	Future	Total
Department Requested	17,250,000	1,930,000						19,180,000
Administrator Proposed	17,250,000	1,930,000						19,180,000
CBTF Recommended	17,250,000	1,930,000						19,180,000
Board Approved Final	17,250,000	1,930,000						19,180,000

Scheduling Milestones (major phases only):

Activity	Anticipated Timeframe
Planning	2016 - 2019
Design	Q1 2020 - Q3 2023
Bid Advertisement	Q4 2023
Construction	Q2 2024 - Q3 2025
Completion	2026

Board Resolutions / Supplemental Information:

Project Budget Notes:

This project must be authorized by June 30, 2023 to avoid jeopardizing federal funds.

This project was approved for a Program Year Extension (from PY 2022 to PY 2023), to align with the anticipated schedule of the E Line ABRT Project (as approved by the Transportation Advisory Board on 06/15/2022 via Action Transmittal 2022-26).

Project's Effect on County Priorities and the Operating Budget:

County Priorities: This project will advance county climate action efforts by improving accessibility and enhancing safety for multi-modal transportation and providing by providing connections to future E Line BRT stations. This is especially important as the project is located in an area that includes high percentages of no-vehicle households near the University of Minnesota campus

Operating Budget: The reduction of approximately 0.4 lane miles from the county roadway system is expected to preserve \$5,300 annually. Maintenance responsibilities of the new protected bikeway facilities are anticipated to be assigned to the City of Minneapolis as part of a cooperative agreement.

RESOLUTION 20-0020 (adopted on 01/21/2020) authorized:

- Approval of Agmt PR00001478 with Alliant Engineering, Inc. at a NTE amount of \$1,750,000 for design engineering services as they relate to CP 2167301 to be financed with State Aid Regular revenue available within the current Project Budget

RESOLUTION 22-0199 (adopted on 06/07/2022) authorized:

- Neg Agmt PW 19-20-22 with the City of Minneapolis for cost participation and maintenance responsibilities along University Avenue (CSAH 36) and Fourth Street (CSAH 37) at an estimated receivavle of \$4,137,607 (\$3,661,201 capital; \$476,406 operating)
- Neg Agmt PW 20-40-22 with MnDOT to authorize the Commissioner of Transportation to act as the county's agent in accepting federal funds on its behalf in the amount of \$5.5 million.
- Excute Amd 1 to PR00001478 with Alliant Engineering at an est county cost NTE \$306,420, increasing the total contract amount to \$2,056,420.

- Changes from Prior CIP:**
- Project Budget increased by \$1.9 million from \$17.3 million to \$19.2 million based on revised Engineer's Estimate to be financed with \$2.5 million in State Aid Regular and a reduction of \$0.6 million for the City of Minneapolis
 - Consulting activities increased by \$0.5 million from \$2.9 million to \$3.4 million
 - Right of way activities decreased by \$1.0 million from \$1.0 million to \$0
 - Construction activities increased by \$2.3 million from \$11.0 million to \$13.3 million
 - Contingency activities increased by \$0.1 million from \$2.4 million to \$2.5 million

Last Year's CIP Process Summary	Budget To-Date	2022	2023	2024	2025	2026	Future	Total
Department Requested	3,150,000	14,100,000						17,250,000
Administrator Proposed	3,150,000	14,100,000						17,250,000
CBTF Recommended	3,150,000	14,100,000						17,250,000
Board Approved Final	3,150,000	14,100,000						17,250,000

Project Name: 2202200 CSAH 40 - Glenwood Ave ped improvements fr Penn to Bryant
Major Program: Public Works
Department: Transportation Roads & Bridges

Funding Start: 2022
Funding Completion: 2024

Summary:

Multimodal improvements along Glenwood Avenue (CSAH 40) from Penn Avenue (CSAH 2) to Bryant Avenue in the City of Minneapolis.

Purpose & Description:

Glenwood Avenue (CSAH 40) is an east/west corridor that connects Golden Valley and Minneapolis residents to the Downtown Area and nearby destinations including schools, places of worship, the Minneapolis Farmers Market, senior housing, and affordable housing. Sidewalk facilities currently exist on both sides of the roadways, however, the existing pedestrian ramps at many of the intersections do not meet current ADA design standards. In these instances, the ramps do not include truncated domes and have relatively steep slopes. These characteristics present challenges for people with limited mobility and may cause poor crossing behaviors among people walking and rolling.

The proposed project will replace existing pedestrian ramps and install Accessible Pedestrian Signals (APS) at intersections along the corridor. This project would connect to Hennepin County's current Glenwood Avenue (CSAH 40) reconstruction project between Aldrich Avenue and 7th Street South that's anticipated to occur in 2022 (Capital Project 2154001).

In addition, this project will complement the Green Line Extension LRT Project as it is located within close proximity to the Royalston Avenue LRT Station. Improvements for people walking will improve first/last mile connections for multi-modal users, especially those with limited mobility.

Federal funding was awarded in 2020 through the Regional Solicitation for this project.



REVENUE	Budget To-Date	12/31/22 Act & Enc	Balance	2023	2024	2025	2026	2027	Future	Total
Property Tax	10,000	10,000		10,000	50,000					70,000
Federal - Other - Roads					1,000,000					1,000,000
Mn/DOT State Aid - Regular	190,000		190,000	120,000	465,000					775,000
Minneapolis					115,000					115,000
Total	200,000	10,000	190,000	130,000	1,630,000					1,960,000
EXPENSE	Budget To-Date	12/31/22 Act & Enc	Balance	2023	2024	2025	2026	2027	Future	Total
Right of Way	40,000		40,000	60,000						100,000
Construction					1,160,000					1,160,000
Consulting	120,000	176,320	(56,320)	50,000	120,000					290,000
Contingency	40,000		40,000	20,000	350,000					410,000
Total	200,000	176,320	23,680	130,000	1,630,000					1,960,000

Project Name: 2202200 CSAH 40 - Glenwood Ave ped improvements fr Penn to Bryant	Funding Start: 2022
Major Program: Public Works	Funding Completion: 2024
Department: Transportation Roads & Bridges	

Current Year's CIP Process Summary	Budget To-Date	2023	2024	2025	2026	2027	Future	Total
Department Requested	200,000	130,000	1,630,000					1,960,000
Administrator Proposed	200,000	130,000	1,630,000					1,960,000
CBTF Recommended	200,000	130,000	1,630,000					1,960,000
Board Approved Final	200,000	130,000	1,630,000					1,960,000

Scheduling Milestones (major phases only):

Activity	Anticipated Timeframe
Planning	Q1 2020 - Q4 2021
Design	Q1 2022 - Q4 2023
Bid Advertisement	Q1 2024
Construction	Q3 2024 - Q4 2024
Completion	Q1 2025

Board Resolutions / Supplemental Information:

Project Budget Notes:

This project must be authorized by June 30, 2024 to avoid jeopardizing federal funds.

Project's Effect on County Priorities and the Operating Budget:

County Priorities: This project will advance county climate action efforts by improving accessibility and enhancing safety for multi-modal transportation facilities by connecting people walking and biking to a Green Line Extension LRT station and current and future Arterial Bus Rapid Transit stations. This is especially important as the project is located in an area that includes high percentages of no-vehicle households, people with limited mobility, and limited mobility.

Operating Budget: Staff anticipates that this project will have minimal impacts to the annual operating costs for the Transportation Department. The proposed project will primarily replace existing roadside and traffic assets in-kind.

Changes from Prior CIP:

- No changes to the overall Project Budget since the 2022-2026 Transportation CIP

Last Year's CIP Process Summary	Budget To-Date	2022	2023	2024	2025	2026	Future	Total
Department Requested		200,000	130,000	1,630,000				1,960,000
Administrator Proposed		200,000	130,000	1,630,000				1,960,000
CBTF Recommended		200,000	130,000	1,630,000				1,960,000
Board Approved Final		200,000	130,000	1,630,000				1,960,000

Project Name: 2200700 CSAH 40 - Replace Bridge #94282 over Basset Creek
Major Program: Public Works
Department: Transportation Roads & Bridges

Funding Start: 2023
Funding Completion: 2026

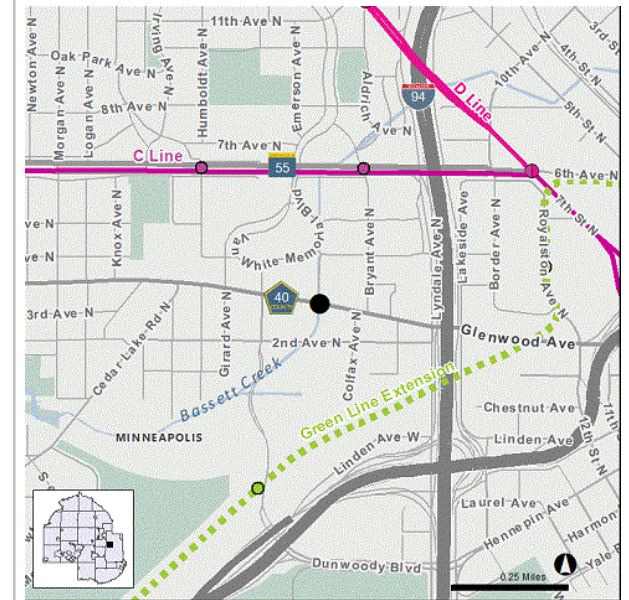
Summary:

Replace existing Bridge #94282 along Glenwood Avenue (CSAH 40) over Basset Creek in the City of Minneapolis.

Purpose & Description:

The existing bridge (built in 1889) consists of a masonry arch that is entirely buried underneath Glenwood Avenue (CSAH 40). The culvert is in relatively poor condition, and therefore, has been classified as structurally deficient. Its masonry walls are showing signs of extensive deterioration that is allowing water to penetrate through the walls and floor of the structure. This structure is nearing the end of its useful life; therefore, a capital project is being recommended as routine maintenance activities are no longer cost effective in extending its useful life. Additionally, this structure is located immediately above other storm and sanitary utilities; suggesting relatively complicated underground conditions.

At this time, the specific type of improvement has not yet been determined. However, county staff will investigate options to preserve the existing structure as part of the project development process. An alternative to full replacement may be preferred as it would minimize disruptions to the travelling public. It is anticipated that any pavement, sidewalk, and drainage structures impacted by the project will be replaced in-kind. Without future improvements, the bridge structure will continue to deteriorate.



REVENUE	Budget To-Date	12/31/22 Act & Enc	Balance	2023	2024	2025	2026	2027	Future	Total
Mn/DOT State Aid - Regular				45,000	155,000	195,000	2,100,000			2,495,000
Minneapolis				15,000	75,000	105,000	700,000			895,000
Total				60,000	230,000	300,000	2,800,000			3,390,000

EXPENSE	Budget To-Date	12/31/22 Act & Enc	Balance	2023	2024	2025	2026	2027	Future	Total
Right of Way					70,000	120,000				190,000
Construction							2,000,000			2,000,000
Consulting				60,000	120,000	120,000				300,000
Contingency					40,000	60,000	800,000			900,000
Total				60,000	230,000	300,000	2,800,000			3,390,000

Project Name: 2200700 CSAH 40 - Replace Bridge #94282 over Basset Creek	Funding Start: 2023
Major Program: Public Works	Funding Completion: 2026
Department: Transportation Roads & Bridges	

Current Year's CIP Process Summary	Budget To-Date	2023	2024	2025	2026	2027	Future	Total
Department Requested		60,000	230,000	300,000	2,800,000			3,390,000
Administrator Proposed		60,000	230,000	300,000	2,800,000			3,390,000
CBTF Recommended		60,000	230,000	300,000	2,800,000			3,390,000
Board Approved Final		60,000	230,000	300,000	2,800,000			3,390,000

<p>Scheduling Milestones (major phases only):</p> <p><u>Activity</u> <u>Anticipated Timeframe</u></p> <p>Planning 2021 - 2023</p> <p>Design Q1 2024 - Q4 2025</p> <p>Bid Advertisement Q1 2026</p> <p>Construction Q2 2026 - Q3 2026</p> <p>Completion Q2 2027</p>	<p>Board Resolutions / Supplemental Information:</p>
<p>Project's Effect on County Priorities and the Operating Budget:</p> <p>County Priorities: This project will advance county climate action efforts by improving accessibility and enhancing safety for multi-modal transportation facilities by preserving a culvert that is nearing the end of its useful life. This is especially important as the project is located in an area that includes high percentages of no-vehicle households, people with limited mobility, and limited mobility.</p> <p>Operating Budget: Additional planning and design work is required to determine the project's anticipated impact to Transportation Department staff or annual operating costs.</p>	
<p>Changes from Prior CIP:</p> <ul style="list-style-type: none"> No changes to the overall Project Budget since the 2022-2026 Transportation CIP 	

Last Year's CIP Process Summary	Budget To-Date	2022	2023	2024	2025	2026	Future	Total
Department Requested			60,000	230,000	300,000	2,800,000		3,390,000
Administrator Proposed			60,000	230,000	300,000	2,800,000		3,390,000
CBTF Recommended			60,000	230,000	300,000	2,800,000		3,390,000
Board Approved Final			60,000	230,000	300,000	2,800,000		3,390,000

Project Name: 2191800 CSAH 42 - Pedestrian crossings along 42nd St
Major Program: Public Works
Department: Transportation Roads & Bridges

Funding Start: 2020
Funding Completion: 2023

Summary:

Pedestrian safety improvements at four crossing locations along 42nd Street (CSAH 42) in the City of Minneapolis.

Purpose & Description:

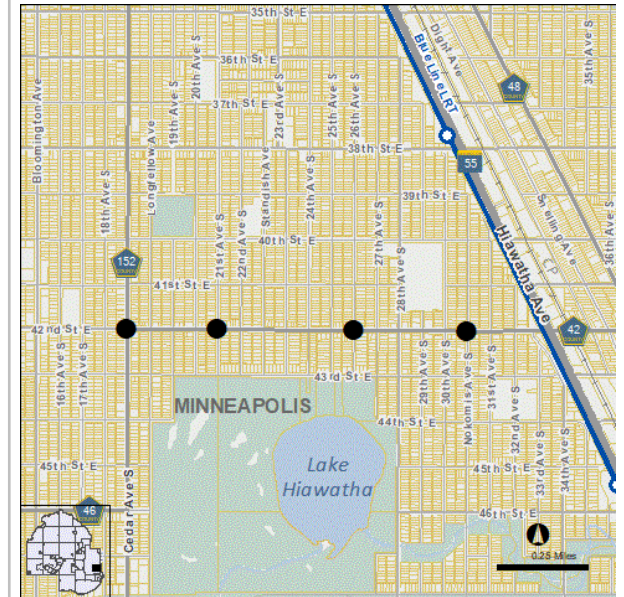
The 42nd Street (CSAH 42) corridor primarily connects users to residential areas with a number of educational centers located near the roadway, including: Jardin Spanish Academy, El Colegio Charter School, Roosevelt Senior High School, and Northrop Elementary School. These places generate routine walking and biking activity along the 42nd Street (CSAH 42) corridor as promoted by current Safe Routes to School (SRTS) Programs.

The City of Minneapolis completed its Pedestrian Crash Study in 2017 that was preceded by its Vision Zero Action Plan. These planning documents reviewed recent crash trends and available safety strategies to prioritize areas for investment. The 42nd Street (CSAH 42) corridor was identified as a Pedestrian Crash Concentration Corridor within the study, whereas Cedar Avenue (CSAH 152) was designated as a High Injury Street within the city's Vision Zero Action Plan. In addition improvements to the nearby Lake Street (CSAH 3) and Cedar Avenue (CSAH 152) intersection will be addressed through Metro Transit's planned B Line Arterial Bus Rapid Transit (BRT) project, therefore, the intersection was removed from the scope of this project.

The proposed project will upgrade ADA and implement proven traffic calming measures at the following four intersections. Specific strategies will be determined during project design and will likely include curb extensions, medians, and/or crossing beacons.

- 42nd Street (CSAH 42) at Cedar Avenue (CSAH 152)
- 42nd Street (CSAH 42) at 21st Avenue
- 42nd Street (CSAH 42) at 26th Avenue
- 42nd Street (CSAH 42) at Nokomis Avenue

Federal funding was awarded for this project in 2018 through the Highway Safety Improvement Program (HSIP). This project will proactively make improvements to ensure pedestrian safety and also promote active living.



REVENUE	Budget To-Date	12/31/22 Act & Enc	Balance	2023	2024	2025	2026	2027	Future	Total
Bonds - GO Roads	200,000		200,000							200,000
Federal - Other - Roads	828,000		828,000							828,000
Mn/DOT State Aid - Regular	386,000		386,000	200,000						586,000
Minneapolis	186,000		186,000	150,000						336,000
Total	1,600,000		1,600,000	350,000						1,950,000
EXPENSE	Budget To-Date	12/31/22 Act & Enc	Balance	2023	2024	2025	2026	2027	Future	Total
Right of Way	100,000		100,000							100,000
Construction	1,000,000		1,000,000							1,000,000
Consulting	250,000	84,467	165,533							250,000
Contingency	250,000		250,000	350,000						600,000
Total	1,600,000	84,467	1,515,533	350,000						1,950,000

Project Name: 2191800 CSAH 42 - Pedestrian crossings along 42nd St	Funding Start: 2020
Major Program: Public Works	Funding Completion: 2023
Department: Transportation Roads & Bridges	

Current Year's CIP Process Summary	Budget To-Date	2023	2024	2025	2026	2027	Future	Total
Department Requested	1,600,000							1,600,000
Administrator Proposed	1,600,000	350,000						1,950,000
CBTF Recommended	1,600,000	350,000						1,950,000
Board Approved Final	1,600,000	350,000						1,950,000

Scheduling Milestones (major phases only):

Activity	Anticipated Timeframe
Planning	2018 - 2019
Design	Q1 2020 - Q3 2022
Bid Advertisement	Q4 2022
Construction	Q2 2023 - Q3 2023
Completion	Q2 2024

Board Resolutions / Supplemental Information:

Project Budget Notes:

This project was authorized by MnDOT State Aid on 06/06/2022 under SP 027-030-050.

The Lake Street (CSAH 3) and Cedar Avenue (CSAH 152) intersection has been removed from the scope of this project since improvements will be delivered as part of Metro Transit's planned B Line Arterial Bus Rapid Transit (BRT) Project as tracked under Capital Project 2193301 (as approved by the Transportation Advisory Board on 01/19/2022 via Action Transmittal 2022-05).

Project's Effect on County Priorities and the Operating Budget:

County Priorities: This project will advance county climate action efforts by improving accessibility and enhancing safety for multi-modal transportation facilities. This is especially important as the project is located in an area that includes relatively high percentages of no-vehicle households and people with limited mobility.

Operating Budget: Staff does not anticipate that this project will have significant impacts to Transportation Department staff or annual operating costs. Maintenance responsibilities of the new raised medians are anticipated to be assigned to the City of Minneapolis in accordance with the current Hennepin County/ City of Minneapolis Road Maintenance Agreement.

Appropriated \$200,000 in County Bonds within this Project Budget (CP 2191800) that were previously programmed in the Safety and Asset Management Transportation Supplemental Capital Activity (CP 2183300). These funds are intended to provide a portion of the Project Budget for CP 2191800 to be used towards safety improvements along Lake Street (CSAH 3) and 46th Street (CSAH 46). Additionally, the 2022 spending goal for Safety in CP 2183300 will be reduced by \$200,000 to reflect this appropriation.

- Changes from Prior CIP:**
- The Lake Street (CSAH 3) and Cedar Avenue (CSAH 152) intersection has been removed from the scope of this project since improvements will be delivered as part of Metro Transit's planned B Line Project (Transportation Advisory Board Action Item 2022-05)
 - Project budget increased by \$0.4 million from \$1.6 million to \$2 million due to anticipated inflationary pressure during project bidding to be financed with \$0.2 million in State Aid Regular and \$0.2 million from the City of Minneapolis.
 - Contingency activities increased by \$0.4 million from \$0 to \$0.4 million

- RESOLUTION 22-0236 (adopted on 06/21/2022) authorized
- Neg Agmt PW 11-20-22 with the City of Minneapolis for cost participation and maintenance responsibilities for traffic signal replacement and pedestrian ramp upgrades along 42nd street (CSAH 42) at a receivable of \$181,869, (\$150,583 capital, \$31,286 operating).
 - City of Minneapolis will provide and install signal equipment at an estimated county cost of \$37,500.

Last Year's CIP Process Summary	Budget To-Date	2022	2023	2024	2025	2026	Future	Total
Department Requested	300,000	1,300,000						1,600,000
Administrator Proposed	300,000	1,300,000						1,600,000
CBTF Recommended	300,000	1,300,000						1,600,000
Board Approved Final	300,000	1,300,000						1,600,000

Project Name: 2191700 CSAH 50 - Safety Impr Rebecca Park Trl fr Koala to Dogwood
Major Program: Public Works
Department: Transportation Roads & Bridges

Funding Start: 2021
Funding Completion: 2023

Summary:

Multimodal safety improvements along Rebecca Park Trail (CSAH 50) from 700' West of Koala Street to 600' East of Dogwood Street (CSAH 92) in the Cities of Rockford and Greenfield.

Purpose & Description:

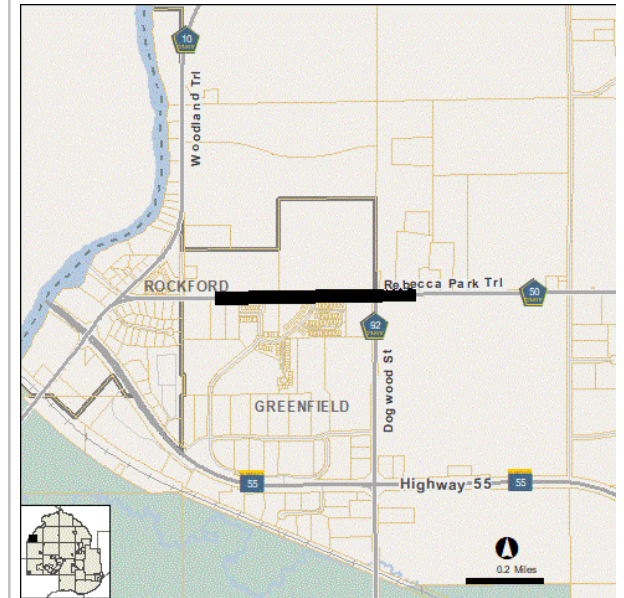
The existing corridor along Rebecca Park Trail (CSAH 50) between Koala Street and Dogwood Street (CSAH 92) experiences a relatively high number of injury related crashes compared to similar corridors throughout the county. These crashes are primarily due to the presence of bypass lanes that offer limited benefits to turning vehicles. Additionally, Rockford Elementary Arts Magnet School and Rockford High School are located along the project corridor, generating high user activity during school arrival and dismissal operations.

The proposed project will improve safety and mobility by implementing three main project objectives, which include:

- Conversion of the existing bypass lanes to dedicated turn lanes to better define vehicle lanes and promote user predictability among travel behaviors
- Construction of raised concrete medians to better facilitate pedestrian crossings to/from Rockford High School
- Installation of intersection lighting to improve user visibility and comfort

Staff recommended the project for the Highway Safety Improvement Program (HSIP) given the high number of crashes that resulted in injuries. This data driven approach is based on the county's crash system that assigns a dollar value to each of the crashes experienced in recent history.

Federal funding was awarded for this project in 2018 through the HSIP.



REVENUE	Budget To-Date	12/31/22 Act & Enc	Balance	2023	2024	2025	2026	2027	Future	Total
Federal - Other - Roads				405,000						405,000
Mn/DOT State Aid - Municipal	175,000		175,000	295,000						470,000
Total	175,000		175,000	700,000						875,000

EXPENSE	Budget To-Date	12/31/22 Act & Enc	Balance	2023	2024	2025	2026	2027	Future	Total
Right of Way	100,000	14,421	85,579							100,000
Construction				525,000						525,000
Consulting	50,000		50,000	50,000						100,000
Contingency	25,000		25,000	125,000						150,000
Total	175,000	14,421	160,579	700,000						875,000

Project Name: 2191700 CSAH 50 - Safety Impr Rebecca Park Trl fr Koala to Dogwood	Funding Start: 2021
Major Program: Public Works	Funding Completion: 2023
Department: Transportation Roads & Bridges	

Current Year's CIP Process Summary	Budget To-Date	2023	2024	2025	2026	2027	Future	Total
Department Requested	175,000	700,000						875,000
Administrator Proposed	175,000	700,000						875,000
CBTF Recommended	175,000	700,000						875,000
Board Approved Final	175,000	700,000						875,000

Scheduling Milestones (major phases only):

Activity	Anticipated Timeframe
Planning	2018 - Q2 2021
Design	Q3 2021 - Q4 2022
Bid Advertisement	Q1 2023
Construction	Q2 2023 - Q4 2023
Completion	Q2 2024

Board Resolutions / Supplemental Information:

Project Budget Notes:

This project must be authorized by June 30, 2023 to avoid jeopardizing federal funds.

Project's Effect on County Priorities and the Operating Budget:

County Priorities: This project will advance county climate action efforts by improving accessibility and enhancing safety for multi-modal transportation.

Operating Budget: Staff anticipates that this project will have minimal impacts to the annual operating costs for the Transportation Department. The addition of approximately 0.15 lane miles is expected to add approximately \$2,000 in annual maintenance costs.

- Changes from Prior CIP:**
- Project budget increased by \$50,000 from \$825,000 to \$875,000 based on revised Engineer's Estimate to be financed with State Aid Municipal
 - Construction activities increased from \$500,000 to \$525,000
 - Contingency increased from \$125,000 to \$150,000

Last Year's CIP Process Summary	Budget To-Date	2022	2023	2024	2025	2026	Future	Total
Department Requested	50,000	125,000	650,000					825,000
Administrator Proposed	50,000	125,000	650,000					825,000
CBTF Recommended	50,000	125,000	650,000					825,000
Board Approved Final	50,000	125,000	650,000					825,000

Project Name: 2220800 CSAH 50 - Drainage improvements fr west county line to TH 55
Major Program: Public Works
Department: Transportation Roads & Bridges

Funding Start: 2023
Funding Completion: 2023

Summary:

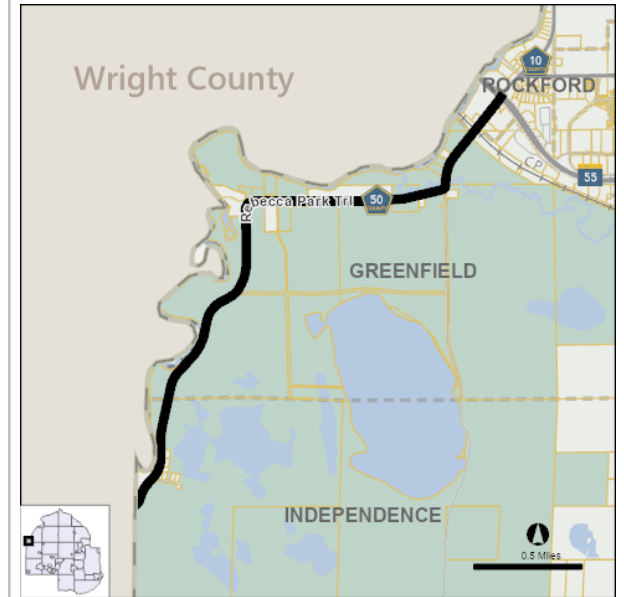
Drainage improvements along Rebecca Park Trail (CSAH 50) from the west county line to TH 55 in the Cities of Greenfield and Independence

Purpose & Description:

There are seven culverts located along Rebecca Park Trail (CSAH 50) that are showing signs of deterioration. These deficiencies are accelerated due to concentrated flows, steep slopes, and soil types. These culverts vary in size (ranging from 24" to 48") and material type (RCP and CMP).

In 2020, county staff observed accelerated erosion of the roadway embankment along Rebecca Park Trail (CSAH 50), at the interface with the Crow River. Slopes in these areas are relatively steep, suggesting that erosion could lead to premature failure of the roadway pavements. Additionally, it was noted that seven roadway culverts in the area are in need of repair or replacement.

A consultant was hired to complete geotechnical, hydraulic, and geomorphic assessments of the areas in question, providing recommendations and construction documents for remediation of the erosion issues and failing culverts. The final plans provided include stabilization methods such as regrading, placement of riprap, installation of fabric encapsulated soil lifts and geogrid material, and installation of driven sheet pile. Additionally, the culvert investigations found all seven culverts to be candidates for pipe lining, proposing cured-in-place plastic pipe (CIPP) as the preferred option. The proposed project will repair seven culvert pipes and stabilize the roadway embankment along Rebecca Park Trail (CSAH 50). Whenever necessary, modifications to existing culverts will be implemented to make permanent improvements. This will ensure proper storm water management and reduce the likelihood of flood impacts.



REVENUE	Budget To-Date	12/31/22 Act & Enc	Balance	2023	2024	2025	2026	2027	Future	Total
Mn/DOT State Aid - Municipal				2,145,000						2,145,000
Total				2,145,000						2,145,000
EXPENSE	Budget To-Date	12/31/22 Act & Enc	Balance	2023	2024	2025	2026	2027	Future	Total
Construction				1,865,000						1,865,000
Contingency				280,000						280,000
Total				2,145,000						2,145,000

Project Name: 2220800 CSAH 50 - Drainage improvements fr west county line to TH 55	Funding Start: 2023
Major Program: Public Works	Funding Completion: 2023
Department: Transportation Roads & Bridges	

Current Year's CIP Process Summary	Budget To-Date	2023	2024	2025	2026	2027	Future	Total
Department Requested		2,145,000						2,145,000
Administrator Proposed		2,145,000						2,145,000
CBTF Recommended		2,145,000						2,145,000
Board Approved Final		2,145,000						2,145,000

Scheduling Milestones (major phases only):

Activity	Anticipated Timeframe
Planning	2021 - 2022
Design	2022
Bid Advertisement	Q1 2023
Construction	Q2 2023 - Q4 2023
Completion	Q2 2024

Board Resolutions / Supplemental Information:

Project's Effect on County Priorities and the Operating Budget:

County Priorities: This project will advance county climate action efforts by addressing a known drainage issue along Rebecca Park Trl (CSAH 50).

Operatintg Budget: Staff does not anticipate that this project will have significant impacts to Transportation Department staff or annual operating costs. The proposed project will primarily repair or replace existing drainage assets in-kind.

Changes from Prior CIP:

- This is a new project request by Transportation Project Delivery for the 2023-2027 Transportation CIP to make drainage improvements along Rebecca Park Trail (CSAH 50) from the west county line to TH 55 in the Cities of Greenfield and Independence

Last Year's CIP Process Summary	Budget To-Date	2022	2023	2024	2025	2026	Future	Total
Department Requested								
Administrator Proposed								
CBTF Recommended								
Board Approved Final								

Project Name: 2182000 CSAH 51 - Reconst Sunset fr Northern to Shadywood CSAH 19
Major Program: Public Works
Department: Transportation Roads & Bridges

Funding Start: 2019
Funding Completion: 2024

Summary:

Reconstruct Sunset Drive (CSAH 51) from Spring Street to Shadywood Road (CSAH 19) in the City of Spring Park.

Purpose & Description:

The existing roadway (last reconstructed in 1969) is nearing the end of its useful life and warrants replacement. The current roadway lacks curb and gutter to provide adequate drainage, and therefore, presents issues for property owners along Sunset Drive (CSAH 51) during intense weather events.

The City of Spring Park completed an Infrastructure Asset Management Plan in 2017 that reported water and sanitary utilities (originally installed in 1964) in relatively poor condition within the proposed project limits. In response, the City of Spring Park formally requested this project from Hennepin County in 2017 to leverage an opportunity to address aged sanitary and water utilities in conjunction with a roadway project in an effort to reduce impacts to users.

It is anticipated that the proposed project would include new pavement, curb and gutter to provide sufficient drainage, and a multi-use trail to separate people walking and biking from roadway users. It is likely that various complete streets design strategies will be introduced along the north end of the corridor to better facilitate pedestrian, bicycle, and vehicle movements near Lord Fletcher's. Furthermore, various traffic calming strategies will be considered at the existing Dakota Rail Regional Light Rail Transit (LRT) Trail crossing to improve user safety and comfort. Additionally, Transportation Operations has requested a pavement overlay on Sunset Drive (CSAH 51) from Shoreline Drive (CSAH 15) to Spring Street be included as part of this project to address pavement in relatively poor condition.



REVENUE	Budget To-Date	12/31/22 Act & Enc	Balance	2023	2024	2025	2026	2027	Future	Total
Mn/DOT State Aid - Municipal	1,500,000		1,500,000	4,060,000	480,000					6,040,000
Spring Park	650,000		650,000	810,000	120,000					1,580,000
Total	2,150,000		2,150,000	4,870,000	600,000					7,620,000

EXPENSE	Budget To-Date	12/31/22 Act & Enc	Balance	2023	2024	2025	2026	2027	Future	Total
Right of Way	1,200,000		1,200,000							1,200,000
Construction				3,700,000	500,000					4,200,000
Consulting	700,000	138,662	561,338	420,000						1,120,000
Contingency	250,000		250,000	750,000	100,000					1,100,000
Total	2,150,000	138,662	2,011,338	4,870,000	600,000					7,620,000

Project Name: 2182000 CSAH 51 - Reconst Sunset fr Northern to Shadywood CSAH 19	Funding Start: 2019
Major Program: Public Works	Funding Completion: 2024
Department: Transportation Roads & Bridges	

Current Year's CIP Process Summary	Budget To-Date	2023	2024	2025	2026	2027	Future	Total
Department Requested	2,150,000	4,870,000	600,000					7,620,000
Administrator Proposed	2,150,000	4,870,000	600,000					7,620,000
CBTF Recommended	2,150,000	4,870,000	600,000					7,620,000
Board Approved Final	2,150,000	4,870,000	600,000					7,620,000

Scheduling Milestones (major phases only):

Activity	Anticipated Timeframe
Planning	2018 - 2020
Design	Q1 2021 - Q4 2022
Bid Advertisement	Q2 2023
Construction	Q3 2023 - Q3 2024
Completion	Q2 2025

Board Resolutions / Supplemental Information:

Project's Effect on County Priorities and the Operating Budget:

County Priorities: This project will advance county climate action efforts by improving accessibility and enhancing safety for multi-modal transportation. This is especially important as the project is located in an area that includes relatively high percentages of no-vehicle households and people with limited mobility.

Operating Budget: Staff does not anticipate that this project will have significant impacts to Transportation Department staff or annual operating costs, and the reduction of approximately 0.3 lane miles is expected to save the county approximately \$4,000 in maintenance costs annually. Maintenance responsibilities of the new multi-use trail facility are anticipated to be assigned to the City of Spring Park as part of a cooperative agreement.

- Changes from Prior CIP:**
- Project budget increased by \$0.2 million from \$7.4 million to \$7.6 million based on a revised Engineer's Estimate to be financed with State Aid Municipal
 - Construction activities increased \$0.2 million from \$4.0 million to \$4.2 million

Last Year's CIP Process Summary	Budget To-Date	2022	2023	2024	2025	2026	Future	Total
Department Requested	1,100,000	1,050,000	4,500,000	750,000				7,400,000
Administrator Proposed	1,100,000	1,050,000	4,500,000	750,000				7,400,000
CBTF Recommended	1,100,000	1,050,000	4,500,000	750,000				7,400,000
Board Approved Final	1,100,000	1,050,000	4,500,000	750,000				7,400,000

Project Name: 2164000 CSAH 52 - Recondition Hennepin Avenue Bridges
Major Program: Public Works
Department: Transportation Roads & Bridges

Funding Start: 2019
Funding Completion: 2024

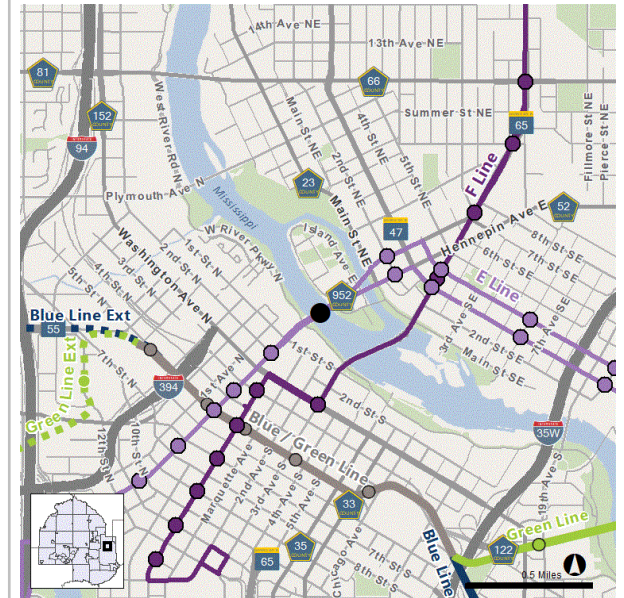
Summary:

Recondition existing Bridge #27636 and approach bridges #27537 and #27538 along Hennepin Avenue (CSAH 52) over the Mississippi River in the City of Minneapolis.

Purpose & Description:

The existing bridge (built in 1988) is a steel suspension design that is showing signs of deterioration, specifically its steel members, caused by the loss of their protective coating. The bridge deck is also showing signs of cracking, allowing water to penetrate below the surface. Additionally, many of the vaults are experiencing ponding, indicating the original dehumidifiers are nearing the end of their useful life. Furthermore, the nearby approach bridges, originally installed in 1971 (westbound) and 1973 (eastbound), are also showing signs of deterioration. Since being opened to traffic, these bridges have experienced deterioration across their decks, substructures, and superstructures. In 2021, the county completed a feasibility study that recommended strategic bridge preservation treatments based on a review of original construction plans, evaluation of inspection reports, and observations from site visits. Without timely preservation, these three bridges will continue to deteriorate, and necessary preservation costs will increase exponentially.

The proposed project will preserve the iconic Hennepin Avenue (CSAH 52) Bridge over the Mississippi River and two approach bridges located immediately to the east. Project activities are anticipated to impact the existing decks, superstructures, substructures, and approaches of each bridge structure. In addition, sandblasting and repainting of the steel beam network is recommended as it is typically completed every 15 to 25 years during the life of a steel bridge. These strategic preservation treatments are anticipated to extend the useful life of these critical structures across the Mississippi River by approximately 25 to 40 years.



REVENUE	Budget To-Date	12/31/22 Act & Enc	Balance	2023	2024	2025	2026	2027	Future	Total
Mn/DOT State Aid - Regular	875,000	44,412	830,588	250,000	1,935,000					3,060,000
State General Obligation Bonds				750,000	11,250,000					12,000,000
Total	875,000	44,412	830,588	1,000,000	13,185,000					15,060,000

EXPENSE	Budget To-Date	12/31/22 Act & Enc	Balance	2023	2024	2025	2026	2027	Future	Total
Construction	75,000		75,000		10,000,000					10,075,000
Consulting	800,000	6,789	793,211	1,000,000	1,250,000					3,050,000
Other Costs		44,412	(44,412)							
Contingency					1,935,000					1,935,000
Total	875,000	51,201	823,799	1,000,000	13,185,000					15,060,000

Project Name: 2164000 CSAH 52 - Recondition Hennepin Avenue Bridges	Funding Start: 2019
Major Program: Public Works	Funding Completion: 2024
Department: Transportation Roads & Bridges	

Current Year's CIP Process Summary	Budget To-Date	2023	2024	2025	2026	2027	Future	Total
Department Requested	875,000	1,000,000	13,185,000					15,060,000
Administrator Proposed	875,000	1,000,000	13,185,000					15,060,000
CBTF Recommended	875,000	1,000,000	13,185,000					15,060,000
Board Approved Final	875,000	1,000,000	13,185,000					15,060,000

Scheduling Milestones (major phases only):

Activity	Anticipated Timeframe
Planning	2019 - 2021
Design	Q2 2022 - Q4 2024
Bid Advertisement	Q1 - 2025
Construction	Q2 2025 - Q4 2025
Completion	Q1 2026

Project's Effect on County Priorities and the Operating Budget:

County Priorities: This project will advance county climate action efforts by improving accessibility and enhancing safety for multi-modal transportation. This is especially important as the project is located in an area that includes high percentages of no-vehicle households and people with limited mobility.

Operating Budget: Staff does not anticipate that this project will have impacts to Transportation Department staff or annual operating costs. The proposed project will primarily rehabilitate existing bridge assets.

Changes from Prior CIP:

- No changes to the overall Project Budget since the 2022-2026 Transportation CIP

Board Resolutions / Supplemental Information:

Last Year's CIP Process Summary	Budget To-Date	2022	2023	2024	2025	2026	Future	Total
Department Requested	275,000	600,000	1,000,000	13,185,000				15,060,000
Administrator Proposed	275,000	600,000	1,000,000	13,185,000				15,060,000
CBTF Recommended	275,000	600,000	1,000,000	13,185,000				15,060,000
Board Approved Final	275,000	600,000	1,000,000	13,185,000				15,060,000

Project Name: 2143102 CSAH 52 - Reconst Nicollet Ave fr 89th St to American Blvd
Major Program: Public Works
Department: Transportation Roads & Bridges

Funding Start: 2024
Funding Completion: 2027

Summary:

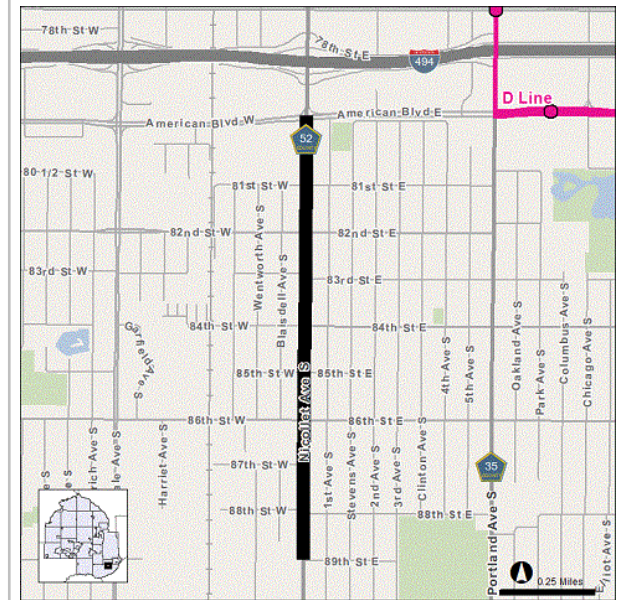
Reconstruct Nicollet Avenue (CSAH 52) from 89th Street to American Boulevard in the City of Bloomington.

Purpose & Description:

The existing roadway (last reconstructed in 1962) is nearing the end of its useful life and warrants replacement. Routine maintenance activities (such as overlays and crackseals) are no longer cost effective in preserving assets. The roadway was originally constructed as concrete pavement, however, has since been overlaid with bituminous; resulting in premature surface cracking at joints. The existing sidewalk facilities are located immediately adjacent to the roadway; causing a feeling of discomfort for people walking. The curb has experienced settling, greatly diminishing its ability to collect water and define the roadway edge. Many intersections include ADA accommodations that do not meet current design requirements, presenting challenges for persons with limited mobility. In 2019, the county completed an overlay project along this section of Nicollet Avenue (CSAH 52) in coordination with a CenterPoint Energy gas main project. In addition to a new pavement surface, the roadway configuration was converted from a four-lane undivided design to a three-lane design in an effort to better facilitate vehicle turning movements and to provide traffic calming. Given the age and condition of roadway assets, the timing of this capital project will coincide with the service life extension provided by the overlay project.

The proposed project will reconstruct existing assets, including: pavement, curb, storm water structures, sidewalk, and traffic signals. Complete streets design strategies such as pedestrian crossing enhancements (curb extensions, raised medians, and crossing beacons), bikeway accommodations, and streetscaping features will also be considered in an effort to benefit people walking, using transit, and biking in the area.

This project is Phase 1 (of 2) of capital improvements anticipated for the Nicollet Avenue (CSAH 52) corridor in the City of Bloomington.



REVENUE	Budget To-Date	12/31/22 Act & Enc	Balance	2023	2024	2025	2026	2027	Future	Total
Property Tax								220,000		220,000
Bonds - GO Roads								4,000,000	2,720,000	6,720,000
Mn/DOT State Aid - Regular					430,000	1,265,000	1,050,000	2,500,000	1,680,000	6,925,000
Bloomington					110,000	655,000	600,000	1,680,000	1,100,000	4,145,000
Total					540,000	1,920,000	1,650,000	8,400,000	5,500,000	18,010,000

EXPENSE	Budget To-Date	12/31/22 Act & Enc	Balance	2023	2024	2025	2026	2027	Future	Total
Right of Way						900,000	900,000			1,800,000
Construction								7,000,000	4,600,000	11,600,000.00
Consulting					540,000	800,000	400,000			1,740,000
Contingency						220,000	350,000	1,400,000	900,000	2,870,000
Total					540,000	1,920,000	1,650,000	8,400,000	5,500,000	18,010,000

Project Name: 2143102 CSAH 52 - Reconst Nicollet Ave fr 89th St to American Blvd	Funding Start: 2024
Major Program: Public Works	Funding Completion: 2027
Department: Transportation Roads & Bridges	

Current Year's CIP Process Summary	Budget To-Date	2023	2024	2025	2026	2027	Future	Total
Department Requested			540,000	1,920,000	1,650,000	8,400,000	5,500,000	18,010,000
Administrator Proposed			540,000	1,920,000	1,650,000	8,400,000	5,500,000	18,010,000
CBTF Recommended			540,000	1,920,000	1,650,000	8,400,000	5,500,000	18,010,000
Board Approved Final			540,000	1,920,000	1,650,000	8,400,000	5,500,000	18,010,000

Scheduling Milestones (major phases only):

Activity	Anticipated Timeframe
Planning	2019 - 2023
Design	2024-2026
Bid Advertisement	Q1 2027
Construction	Q2 2027 - Q3 2028
Completion	Q1 2029

Board Resolutions / Supplemental Information:

Project's Effect on County Priorities and the Operating Budget:

County Priorities: This project will advance county climate action efforts by improving accessibility and enhancing safety for multi-modal transportation. This is especially important as the project is located in an area that includes relatively high percentages of no-vehicle households and people with limited mobility.

Operating Budget: Staff does not anticipate that this project will have significant impacts to Transportation Department staff or annual operating costs. The reduction of approximately 1.4 lane miles from the county roadway system is expected to preserve \$19,000 in maintenance costs annually.

Changes from Prior CIP:

- No changes to the overall Project Budget since the 2022-2026 Transportation CIP

Last Year's CIP Process Summary	Budget To-Date	2022	2023	2024	2025	2026	Future	Total
Department Requested				540,000	1,920,000	1,650,000	13,900,000	18,010,000
Administrator Proposed				540,000	1,920,000	1,650,000	13,900,000	18,010,000
CBTF Recommended				540,000	1,920,000	1,650,000	13,900,000	18,010,000
Board Approved Final				540,000	1,920,000	1,650,000	13,900,000	18,010,000

Project Name: 2182100 CSAH 52 - Bikeway facility fr Main St NE to 8th St NE
Major Program: Public Works
Department: Transportation Roads & Bridges

Funding Start: 2020
Funding Completion: 2024

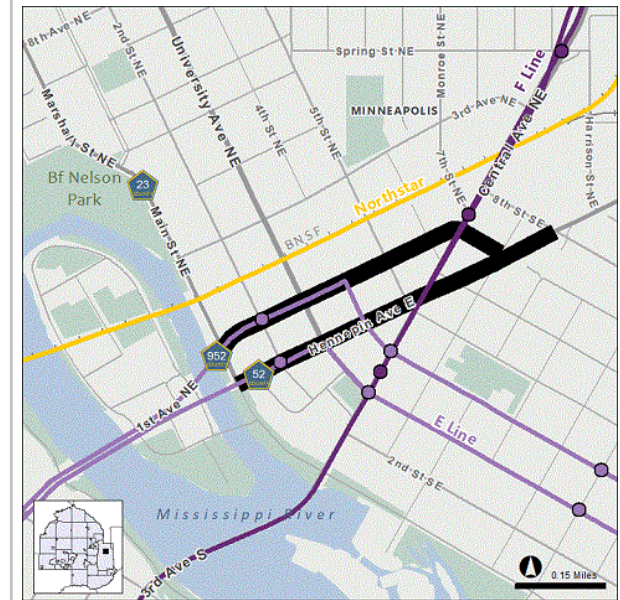
Summary:

Multimodal improvements along Hennepin Avenue (CSAH 52) and 1st Avenue (CSAH 52) from Main Street SE (CSAH 23) to 8th Street SE in the City of Minneapolis.

Purpose & Description:

Hennepin Avenue (CSAH 52) and 1st Avenue (CSAH 52) operate as one-way pairs in this area east of the Mississippi River. Each roadway includes sidewalks on both sides, three vehicle lanes, and many locations where on-street parking is permitted. Bikeway facilities currently exist along these corridors to the west; however, facilities terminate at Main Street SE (CSAH 23). As part of a 2020 paving project, on-street bikeway facilities were implemented along Hennepin Avenue (CSAH 52) to the east from 8th Street NE to I-35W. The City of Minneapolis conducted a corridor study in 2016 along Hennepin Avenue (CSAH 52) and 1st Avenue (CSAH 52) that evaluated various options to provide bicycle accommodations. This project is directly related that study.

The proposed project includes the introduction of a bikeway along both Hennepin Avenue and 1st Avenue (CSAH 52). Available space within the existing roadway environment will be reallocated to provide the necessary space for a bikeway. The specific bikeway design will be determined as part of the project development process based on community input, data analysis, and an environmental review. Staff anticipates the following elements will be included with the project: intersection redesigns to promote traffic calming, traffic signal replacements, and pedestrian improvements (ADA upgrades and curb extensions). An overlay on 1st Avenue (CSAH 52) will also be incorporated as part of this project to maintain a smooth pavement surface. This project will connect people biking from Downtown Minneapolis to Northeast Minneapolis, and complement Metro Transit's E Line Arterial Bus Rapid Transit (ABRT) Project that will operate along Hennepin Avenue (CSAH 52). Federal funding was awarded in 2018 through the Regional Solicitation for this project.



REVENUE	Budget To-Date	12/31/22 Act & Enc	Balance	2023	2024	2025	2026	2027	Future	Total
Bonds - GO Roads	450,000		450,000		2,000,000					2,450,000
Federal - Other - Roads					5,500,000					5,500,000
Mn/DOT State Aid - Regular	2,300,000	1,000,000	1,300,000		2,610,000					4,910,000
State - Other - Roads	300,000		300,000		1,975,000					2,275,000
Minneapolis	800,000		800,000		1,230,000					2,030,000
Metropolitan Council					375,000					375,000
Mpls Park & Rec Board					215,000					215,000
Other - Roads	38,000		38,000							38,000
Total	3,888,000	1,000,000	2,888,000		13,905,000					17,793,000
EXPENSE	Budget To-Date	12/31/22 Act & Enc	Balance	2023	2024	2025	2026	2027	Future	Total
Right of Way	1,400,000	288,305	1,111,695							1,400,000
Construction	50,000		50,000		11,105,000					11,155,000
Consulting	1,938,000	1,555,984	382,016		1,100,000					3,038,000
Contingency	500,000		500,000		1,700,000					2,200,000
Total	3,888,000	1,844,289	2,043,711		13,905,000					17,793,000

Project Name: 2182100 CSAH 52 - Bikeway facility fr Main St NE to 8th St NE	Funding Start: 2020
Major Program: Public Works	Funding Completion: 2024
Department: Transportation Roads & Bridges	

Current Year's CIP Process Summary	Budget To-Date	2023	2024	2025	2026	2027	Future	Total
Department Requested	3,888,000		13,905,000					17,793,000
Administrator Proposed	3,888,000		13,905,000					17,793,000
CBTF Recommended	3,888,000		13,905,000					17,793,000
Board Approved Final	3,888,000		13,905,000					17,793,000

Scheduling Milestones (major phases only):

Activity	Anticipated Timeframe
Planning	2015 - 2018
Design	Q3 2019 - Q3 2023
Bid Advertisement	Q4 2023
Construction	Q1 2024 - Q4 2025
Completion	Q1 2026

Project's Effect on County Priorities and the Operating Budget:

County Priorities: This project will advance county climate action efforts by improving accessibility and enhancing safety for multi-modal transportation and providing by providing connections to future E Line Arterial Bus Rapid Transit Stations. This is especially important as the project is located in an area that includes high percentages of no-vehicle households and people with limited mobility.

Operating Budget: Staff anticipates that this project will have minimal impacts to the annual operating costs for the Transportation Department. Maintenance responsibilities of the new protected bikeway facility are anticipated to be assigned to the City of Minneapolis as part of a cooperative agreement.

- Changes from Prior CIP:**
- Project budget increased by \$2.8 million from \$15.0 million to \$17.8 million to be financed with \$2.0 million in County Bonds, \$1.5 million from MnDOT, \$0.4 million from the Metropolitan Council, and \$0.2 million from the Minneapolis Park and Recreation Board; preserving \$0.4 million in State Aid Regular and \$0.9 million for the City of Minneapolis.
 - Consulting activities increased by \$0.2 million from \$2.8 million to \$3.0 million
 - Construction activities increased by \$2.4 million from \$8.8 million to \$11.2 million
 - Contingency increased by \$0.2 from \$2.0 million to \$2.2 million

Board Resolutions / Supplemental Information:

Project Budget Notes:

This project must be authorized by June 30, 2023 to avoid jeopardizing federal funds.

RESOLUTION 18-0358 (adopted 09/06/2018) authorized:

- Neg of Agmt PW 42-20-18 with the City of Minneapolis identifying each agency's responsibilities as they relate to CP 2182100. Authorized county cost participation at an estimated county cost of \$50,000 to be financed with county bonds from CP 2999973. These funds have been budgeted in CP 2182100.

RESOLUTION 20-0110 (adopted 04/07/2020) authorized:

- Neg of a work authorization under Master Agmt A177641 with Bolton & Menk Inc. to provide preliminary design engineering service for bikeway, traffic signal, and pedestrian ramp upgrades, at an amount NTE \$750,000 to be financed within the Project Budget for CP 2182100.

RESOLUTION 21-0424 (adopted 11/16/2021) authorized:

- Neg work authorization under Master Agmt PR00002153 with Bolton & Menk, Inc. to provide final design engineering services on Hennepin Avenue (CSAH 52) and First Avenue (CSAH 952); county costs not to exceed \$1,100,000.
- Neg Agmt PW 19-23-21 with MPRB for Main Street (CSAH 23) multi-use trail design engineering services; increase project budget to match the estimated county receivable of \$38,000.

Last Year's CIP Process Summary	Budget To-Date	2022	2023	2024	2025	2026	Future	Total
Department Requested	1,788,000	2,100,000	11,100,000					14,988,000
Administrator Proposed	1,788,000	2,100,000	11,100,000					14,988,000
CBTF Recommended	1,788,000	2,100,000	11,100,000					14,988,000
Board Approved Final	1,788,000	2,100,000	11,100,000					14,988,000

Project Name: 2120800 CSAH 52 - Reconst Nicollet Ave S fr 77th to 66th St
Major Program: Public Works
Department: Transportation Roads & Bridges

Funding Start: 2022
Funding Completion: 2027

Summary:

Reconstruct Nicollet Avenue (CSAH 52) from 77th Street to 66th Street (CSAH 53) in the City of Richfield.

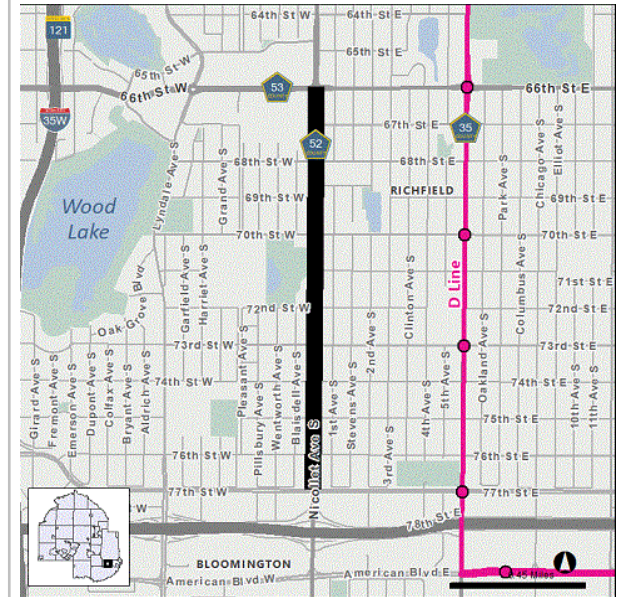
Purpose & Description:

The existing roadway (last reconstructed in 1961) is nearing the end of its useful life and warrants replacement. Routine maintenance activities (such as overlays and crackseals) are no longer cost effective in preserving assets. The roadway was originally constructed as concrete pavement, however, has since been overlaid with bituminous pavement; resulting in premature surface cracking at joints. The existing sidewalk facilities are located immediately adjacent to the roadway; causing a feeling of discomfort for people walking. The curb has experienced settling, greatly diminishing its ability to collect water and define the roadway edge. Many intersections do not meet current standards for ADA accommodations, presenting challenges for people with limited mobility.

In 2014, the county completed an overlay project along this section of Nicollet Avenue (CSAH 52). As part of project, the four-lane undivided configuration was converted to a three-lane design to better facilitate turning movements for people driving and provide traffic calming. Given the age and condition of roadway assets, the timing of this capital project will coincide with the service life extension provided by the overlay project.

The proposed project will reconstruct existing assets, including: pavement, curb, storm water structures, sidewalk facilities, and traffic signals. Complete streets design strategies such as curb extensions, raised medians, crossing beacons, bikeway accommodations, and streetscaping features will also be considered in an effort to benefit multimodal users. Also, improvements to the existing bikeway accommodations will be considered during the project development process to enhance bikeway connections to the nearby Nine Mile Creek Regional Trail and 66th Street (CSAH 53). Additionally, it's anticipated that this project will complement MnDOT's upcoming I-494 Corridors of Commerce Project that will make improvements to Nicollet Avenue (CSAH 52) between American Boulevard and 77th Street.

Additionally, this project is located within close proximity to the county's Nicollet Avenue (CSAH 52) at 67th Street Safety Project (Capital Project 2201500). Staff will coordinate the design and construction activities for these two projects to not only promote efficiencies, but to also minimize disruptions to the travelling public.



REVENUE	Budget To-Date	12/31/22 Act & Enc	Balance	2023	2024	2025	2026	2027	Future	Total
Property Tax							200,000			200,000
Mn/DOT State Aid - Regular	128,000		128,000	480,000	1,030,000	1,440,000	8,240,000	4,160,000		15,478,000
Richfield	32,000		32,000	120,000	540,000	810,000	2,110,000	1,040,000		4,652,000
Total	160,000		160,000	600,000	1,570,000	2,250,000	10,550,000	5,200,000		20,330,000

EXPENSE	Budget To-Date	12/31/22 Act & Enc	Balance	2023	2024	2025	2026	2027	Future	Total
Right of Way					750,000	1,200,000				1,950,000
Construction							8,750,000	4,300,000		13,050,000
Consulting	160,000		160,000	600,000	600,000	600,000				1,960,000
Contingency					220,000	450,000	1,800,000	900,000		3,370,000
Total	160,000		160,000	600,000	1,570,000	2,250,000	10,550,000	5,200,000		20,330,000

Project Name: 2120800 CSAH 52 - Reconst Nicollet Ave S fr 77th to 66th St	Funding Start: 2022
Major Program: Public Works	Funding Completion: 2027
Department: Transportation Roads & Bridges	

Current Year's CIP Process Summary	Budget To-Date	2023	2024	2025	2026	2027	Future	Total
Department Requested	160,000	600,000	1,570,000	2,250,000	10,550,000	5,200,000		20,330,000
Administrator Proposed	160,000	600,000	1,570,000	2,250,000	10,550,000	5,200,000		20,330,000
CBTF Recommended	160,000	600,000	1,570,000	2,250,000	10,550,000	5,200,000		20,330,000
Board Approved Final	160,000	600,000	1,570,000	2,250,000	10,550,000	5,200,000		20,330,000

Scheduling Milestones (major phases only):

<u>Activity</u>	<u>Anticipated Timeframe</u>
Planning	2021 - 2022
Design	Q1 2023 - Q3 2025
Bid Advertisement	Q4 2025
Construction	Q2 2026 - Q4 2028
Completion	2029

Project's Effect on County Priorities and the Operating Budget:

County Priorities: This project will advance county climate action efforts by improving accessibility and enhancing safety for multi-modal transportation. This is especially important as the project is located in an area that includes high percentages of no-vehicle households and people with limited mobility.

Operating Budget: Additional planning and design work is required to determine the project's anticipated impact to Transportation Department staff or annual operating costs.

Changes from Prior CIP:

- No changes to the overall Project Budget since the 2022-2026 Transportation CIP

Board Resolutions / Supplemental Information:

Last Year's CIP Process Summary	Budget To-Date	2022	2023	2024	2025	2026	Future	Total
Department Requested		160,000	600,000	1,570,000	2,250,000	10,550,000	5,200,000	20,330,000
Administrator Proposed		160,000	600,000	1,570,000	2,250,000	10,550,000	5,200,000	20,330,000
CBTF Recommended		160,000	600,000	1,570,000	2,250,000	10,550,000	5,200,000	20,330,000
Board Approved Final		160,000	600,000	1,570,000	2,250,000	10,550,000	5,200,000	20,330,000

Project Name: 2201500 CSAH 52 - Nicollet Ave safety improvements at 67th St
Major Program: Public Works
Department: Transportation Roads & Bridges

Funding Start: 2022
Funding Completion: 2025

Summary:

Multimodal safety improvements at Nicollet Avenue (CSAH 52) and 67th Street in the City of Richfield.

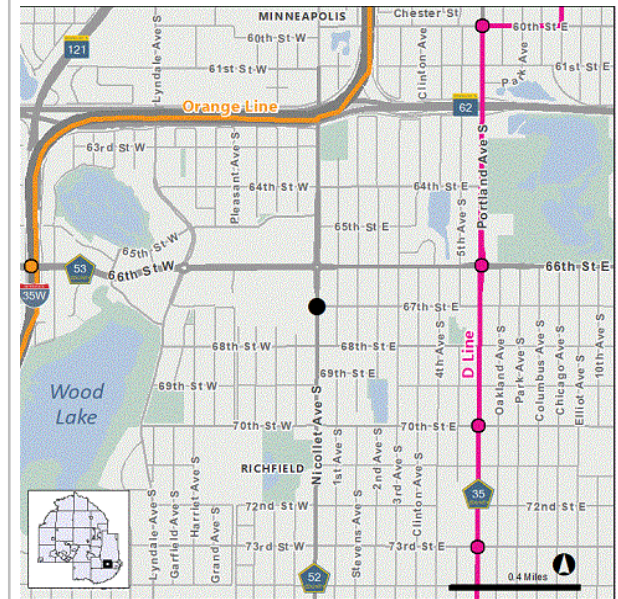
Purpose & Description:

The existing intersection of Nicollet Avenue (CSAH 52) at 67th Street includes design features that are susceptible to experiencing a relatively high number of crashes when compared to similar county intersections. The three most common crash types at this intersection include rear-end, left turn, and right-angle, which are anticipated to be addressed through the implementation of proven design strategies.

The proposed project will improve safety, mobility, and accessibility for all users by replacing and upgrading the existing traffic signal system to the latest technologies. This includes Flashing Yellow Arrows (FYAs) that allow for flexible left-turn signal operations, improved signal timing, and restricted left-turn phasing whenever the pedestrian phase is initiated. In addition, the project will also introduce a more compact intersection design to promote traffic calming, upgrade pedestrian accommodations to current ADA design standards, and install Accessible Pedestrian Signals (APS). These proven design strategies will reduce the likelihood of severe crashes involving multimodal users who cross at this intersection.

In 2020, Hennepin County converted the four-lane undivided roadway along Nicollet Avenue (CSAH 52) to a three-lane configuration between 68th Street and 66th Street (CSAH 53) and also introduced a dedicated facility for people biking. This multimodal safety project will complement the new configuration by providing more flexible left-turn operations. Additionally, this project is located within close proximity to the county's Nicollet Avenue (CSAH 52) Reconstruction Project (Capital Project 2120800). Staff will coordinate the design and construction activities for these two projects to not only promote efficiencies, but to also minimize disruptions to the travelling public.

Staff recommended this project for the Highway Safety Improvement Program (HSIP) based on recommendations included in the County Road Safety Plan. This data driven approach prioritizes intersections based on design deficiencies that are susceptible to high crash frequencies, especially those resulting in injury. Federal funding was awarded for this project in 2020 through the HSIP.



REVENUE	Budget To-Date	12/31/22 Act & Enc	Balance	2023	2024	2025	2026	2027	Future	Total
Property Tax						10,000				10,000
Federal - Other - Roads						579,000				579,000
Mn/DOT State Aid - Regular	15,000		15,000	45,000	55,000	80,000				195,000
Richfield	15,000		15,000	45,000	55,000	90,000				205,000
Total	30,000		30,000	90,000	110,000	759,000				989,000

EXPENSE	Budget To-Date	12/31/22 Act & Enc	Balance	2023	2024	2025	2026	2027	Future	Total
Right of Way				40,000	60,000					100,000
Construction						582,000				582,000
Consulting	30,000		30,000	30,000	30,000	60,000				150,000
Contingency				20,000	20,000	117,000				157,000
Total	30,000		30,000	90,000	110,000	759,000				989,000

Project Name: 2201500 CSAH 52 - Nicollet Ave safety improvements at 67th St	Funding Start: 2022
Major Program: Public Works	Funding Completion: 2025
Department: Transportation Roads & Bridges	

Current Year's CIP Process Summary	Budget To-Date	2023	2024	2025	2026	2027	Future	Total
Department Requested	30,000	90,000	110,000	759,000				989,000
Administrator Proposed	30,000	90,000	110,000	759,000				989,000
CBTF Recommended	30,000	90,000	110,000	759,000				989,000
Board Approved Final	30,000	90,000	110,000	759,000				989,000

Scheduling Milestones (major phases only):

<u>Activity</u>	<u>Anticipated Timeframe</u>
Planning	2020 - 2022
Design	Q1 2023 - Q3 2025
Bid Advertisement	Q4 2025
Construction	Q2 2026 - Q4 2028
Completion	2029

Project's Effect on County Priorities and the Operating Budget:

County Priorities: This project will advance county climate action efforts by improving accessibility and enhancing safety for multi-modal transportation. This is especially important as the project is located in an area that includes high percentages of no-vehicle households and people with limited mobility.

Operating Budget: Staff does not anticipate that this project will have impacts to Transportation Department staff or annual operating costs. The proposed project will primarily replace existing roadside and traffic assets in-kind.

Changes from Prior CIP:

- No changes to the overall Project Budget since the 2022-2026 Transportation CIP

Board Resolutions / Supplemental Information:

Project Budget Notes:

This project must be authorized by June 30, 2025 to avoid jeopardizing federal funds.

Last Year's CIP Process Summary	Budget To-Date	2022	2023	2024	2025	2026	Future	Total
Department Requested		30,000	90,000	110,000	750,000			980,000
Administrator Proposed		30,000	90,000	110,000	750,000			980,000
CBTF Recommended		30,000	90,000	110,000	750,000			980,000
Board Approved Final		30,000	90,000	110,000	750,000			980,000

Project Name: 2210100 CSAH 52 - Hennepin Ave safety improvements fr 10th to 11th SE
Major Program: Public Works
Department: Transportation Roads & Bridges

Funding Start: 2022
Funding Completion: 2024

Summary:

Multimodal safety improvements along Hennepin Avenue (CSAH 52) from 10th Avenue SE to 11th Avenue SE in the City of Minneapolis.

Purpose & Description:

The existing intersections of Hennepin Avenue (CSAH 52) at 10th Avenue SE and 11th Avenue SE experience a relatively high number of crashes compared to similar intersections throughout the county. The predominant crash type at the Hennepin Avenue (CSAH 52) at 10th Avenue SE intersection is left-turn related, with the vast majority involving westbound left-turning vehicles (representing approximately 60% of the reported crashes). Whereas the predominant crash type at the Hennepin Avenue (CSAH 52) at 11th Avenue SE intersection is rear-end related, with the vast majority involving northbound right-turning vehicles (representing approximately 42% of the reported crashes). The proposed project will improve user safety, mobility, and accessibility by implementing the following objectives:

- Replacement and upgrade of traffic signal systems to the latest technologies to promote flexible signal operations
- Elimination of the channelized right-turn island (if feasible) to provide a more compact intersection design
- Modification of raised medians and curb lines (whenever feasible) to promote traffic calming through the intersection
- Upgrade of multimodal accommodations to current ADA design standards to ensure accessibility.

Staff recommended the project for the Highway Safety Improvement Program (HSIP) given the high number of crashes. This data driven approach is based on the county's crash system that assigns a dollar value to each of the crashes experienced in recent history.

Federal funding was awarded for this project in 2020 through the HSIP.



REVENUE	Budget To-Date	12/31/22 Act & Enc	Balance	2023	2024	2025	2026	2027	Future	Total
Property Tax				10,000	20,000					30,000
Federal - Other - Roads					1,368,000					1,368,000
Mn/DOT State Aid - Regular	60,000		60,000	80,000						140,000
Mn/DOT Turnback Funds					175,000					175,000
Minneapolis	60,000		60,000	90,000	195,000					345,000
Total	120,000		120,000	180,000	1,758,000					2,058,000

EXPENSE	Budget To-Date	12/31/22 Act & Enc	Balance	2023	2024	2025	2026	2027	Future	Total
Right of Way	20,000		20,000	30,000						50,000
Construction					1,328,000					1,328,000
Consulting	100,000		100,000	100,000	130,000					330,000
Contingency				50,000	300,000					350,000
Total	120,000		120,000	180,000	1,758,000					2,058,000

Project Name: 2210100 CSAH 52 - Hennepin Ave safety improvements fr 10th to 11th SE	Funding Start: 2022
Major Program: Public Works	Funding Completion: 2024
Department: Transportation Roads & Bridges	

Current Year's CIP Process Summary	Budget To-Date	2023	2024	2025	2026	2027	Future	Total
Department Requested	120,000	180,000	1,758,000					2,058,000
Administrator Proposed	120,000	180,000	1,758,000					2,058,000
CBTF Recommended	120,000	180,000	1,758,000					2,058,000
Board Approved Final	120,000	180,000	1,758,000					2,058,000

Scheduling Milestones (major phases only):

Activity	Anticipated Timeframe
Planning	2020 - 2021
Design	Q1 2022 - Q4 2023
Bid Advertisement	Q1 2024
Construction	Q2 2024 - Q3 2024
Completion	Q2 2025

Board Resolutions / Supplemental Information:

Project Budget Notes:

This project must be authorized by June 30, 2024 to avoid jeopardizing federal funds.

\$175,000 in State Aid Flex Excess Sum funds to be utilized as part of the project budget.

Project's Effect on County Priorities and the Operating Budget:

County Priorities: This project will advance county climate action efforts by improving accessibility and enhancing safety for multi-modal transportation. This is especially important as the project is located in an area that includes high percentages of no-vehicle households.

Operating Budget: Staff does not anticipate that this project will have impacts to Transportation Department staff or annual operating costs. The proposed project will primarily replace roadside and traffic assets in-kind.

Changes from Prior CIP:

- No changes to the overall Project Budget since the 2022-2026 Transportation CIP

Last Year's CIP Process Summary	Budget To-Date	2022	2023	2024	2025	2026	Future	Total
Department Requested		120,000	180,000	1,750,000				2,050,000
Administrator Proposed		120,000	180,000	1,750,000				2,050,000
CBTF Recommended		120,000	180,000	1,750,000				2,050,000
Board Approved Final		120,000	180,000	1,750,000				2,050,000

Project Name: 2182800 CSAH 57 - Participate in Humboldt reconstr fr 53rd to 57th Ave
Major Program: Public Works
Department: Transportation Roads & Bridges

Funding Start: 2025
Funding Completion: 2025

Summary:

Participate in the City of Brooklyn Center's project to reconstruct Humboldt Avenue (CSAH 57) from 53rd Avenue to 57th Avenue in the City of Brooklyn Center.

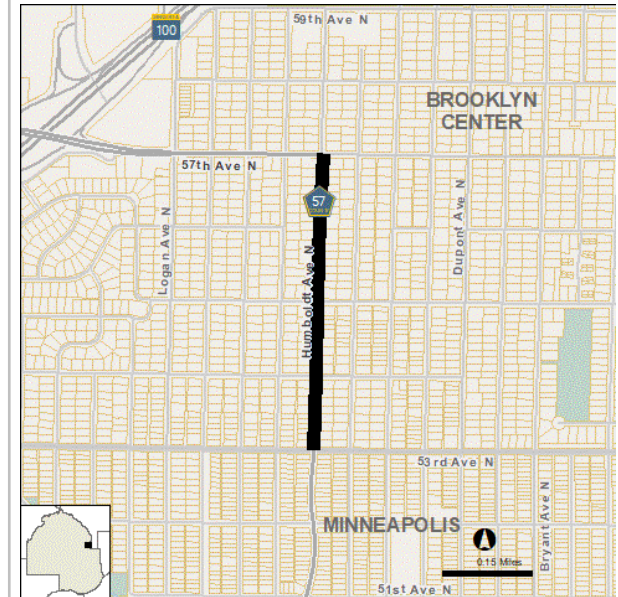
Purpose & Description:

The existing roadway (last reconstructed in 1930) includes a rural environment that lacks curb and storm water structures to provide adequate drainage. Humboldt Avenue (CSAH 57) is one of the few remaining rural county roadways within the I-494/I-694 ring.

The City of Brooklyn Center has indicated an interest in leading this capital project as there are city owned utilities that warrant replacement based on their current age and condition. The existing sanitary sewer consists of vitrified clay pipe (installed in 1952) that is experiencing root intrusion along approximately 50% of the system. The existing water system consists of cast iron pipe (installed in 1966) that is also experiencing corrosion. Staff recommends performing roadway reconstruction activities in conjunction with utility replacement to not only minimize capital project costs, but also to reduce delays to the traveling public.

It is anticipated that the proposed project would upgrade the corridor to a suburban design to better serve its users. Project elements likely will include new pavement, curb to provide sufficient drainage, and upgraded ADA accommodations to better serve persons with limited mobility.

Additionally, in the 2000s, Housing and Economic Development completed a reconstruction project on Humboldt Avenue (CSAH 57) between Victory Memorial Drive and 53rd Avenue as part of the Humboldt Greenway partnership with the City of Minneapolis. This project presents an opportunity to implement a similar roadway design and streetscaping elements to encourage walking and biking along the corridor.



REVENUE	Budget To-Date	12/31/22 Act & Enc	Balance	2023	2024	2025	2026	2027	Future	Total
Mn/DOT State Aid - Regular						700,000				700,000
Total						700,000				700,000
EXPENSE	Budget To-Date	12/31/22 Act & Enc	Balance	2023	2024	2025	2026	2027	Future	Total
Construction						700,000				700,000
Total						700,000				700,000

Project Name: 2182800 CSAH 57 - Participate in Humboldt reconstr fr 53rd to 57th Ave	Funding Start: 2025
Major Program: Public Works	Funding Completion: 2025
Department: Transportation Roads & Bridges	

Current Year's CIP Process Summary	Budget To-Date	2023	2024	2025	2026	2027	Future	Total
Department Requested				700,000				700,000
Administrator Proposed				700,000				700,000
CBTF Recommended				700,000				700,000
Board Approved Final				700,000				700,000

<p>Scheduling Milestones (major phases only):</p> <table border="0"> <tr> <td><u>Activity</u></td> <td><u>Anticipated Timeframe</u></td> </tr> <tr> <td>Planning</td> <td>2018 - TBD</td> </tr> <tr> <td>Design</td> <td>TBD</td> </tr> <tr> <td>Bid Advertisement</td> <td>TBD</td> </tr> <tr> <td>Construction</td> <td>TBD</td> </tr> <tr> <td>Completion</td> <td>TBD</td> </tr> </table>	<u>Activity</u>	<u>Anticipated Timeframe</u>	Planning	2018 - TBD	Design	TBD	Bid Advertisement	TBD	Construction	TBD	Completion	TBD	<p>Board Resolutions / Supplemental Information:</p>
<u>Activity</u>	<u>Anticipated Timeframe</u>												
Planning	2018 - TBD												
Design	TBD												
Bid Advertisement	TBD												
Construction	TBD												
Completion	TBD												
<p>Project's Effect on County Priorities and the Operating Budget:</p> <p>County Priorities: This project will provide accessibility, mobility, and safety improvements for people biking, driving, and walking. This is especially important as this project is located in an area that includes a relatively high percentage of people of color.</p> <p>Operating Budget: Additional planning and design work is required to determine the project's anticipated impacts to Transportation Department staff or annual operating costs.</p>													
<p>Changes from Prior CIP:</p> <ul style="list-style-type: none"> • Project rescheduled from Program Year 2024 to Program Year 2025 													

Last Year's CIP Process Summary	Budget To-Date	2022	2023	2024	2025	2026	Future	Total
Department Requested				700,000				700,000
Administrator Proposed				700,000				700,000
CBTF Recommended				700,000				700,000
Board Approved Final				700,000				700,000

Project Name: 221 1000 CSAH 66 - Golden Valley Rd safety impr at Noble & Hidden Lks
Major Program: Public Works
Department: Transportation Roads & Bridges

Funding Start: 2022
Funding Completion: 2025

Summary:

Multimodal safety improvements along Golden Valley Road (CSAH 66) at Noble Avenue and Hidden Lakes Parkway in the City of Golden Valley.

Purpose & Description:

The existing intersections along Golden Valley Road (CSAH 66) at Noble Avenue and Hidden Lakes Parkway include design features that are susceptible to experiencing a high number of crashes when compared to other county signalized intersections. The two most common crash types at this intersection include rear-end and left-turn related, which can be addressed through the implementation of proven design strategies.

The proposed project will improve safety, mobility, and accessibility for all users by replacing and upgrading the existing traffic signal systems to the latest technologies. This includes Flashing Yellow Arrows (FYAs) that allow for flexible left-turn signal operations, improved signal timing, and restricted left-turn phasing whenever the pedestrian phase is initiated. In addition, the proposed project will introduce a more compact intersection design to promote traffic calming, include ADA improvements such as Accessible Pedestrian Signals (APS) and upgraded pedestrian ramps, and the installation of raised medians (whenever feasible) to provide refuge for people crossing. These proven design strategies will reduce the likelihood of severe crashes involving people walking, biking, and driving.

Additionally, this project is located within the limits of the future Three Rivers Park District Basset Creek Regional Trail which is expected to increase the number of people walking and biking along and across Golden Valley Road (CSAH 66). This safety project will complement the new multi-use trail by promoting safe and comfortable crossings at two signalized intersections. Staff will coordinate the design and construction activities with Three Rivers Park District for these two projects to promote efficiencies and minimize disruptions to the travelling public.

Staff recommended this project for the Highway Safety Improvement Program (HSIP) based on recommendations included in the County Road Safety Plan. This data driven approach prioritizes intersections based on design deficiencies that are susceptible to high crash frequencies, especially those resulting in injury. Federal funding was awarded for this project in 2020 through the HSIP.



REVENUE	Budget To-Date	12/31/22 Act & Enc	Balance	2023	2024	2025	2026	2027	Future	Total
Property Tax					10,000	20,000				30,000
Federal - Other - Roads						1,158,000				1,158,000
Mn/DOT State Aid - Regular	40,000		40,000	(40,000)						0
Mn/DOT Turnback Funds				120,000	110,000	195,000				425,000
Golden Valley	20,000		20,000	50,000	80,000	107,000				257,000
Total	60,000		60,000	130,000	200,000	1,480,000				1,870,000

EXPENSE	Budget To-Date	12/31/22 Act & Enc	Balance	2023	2024	2025	2026	2027	Future	Total
Right of Way				40,000	80,000					120,000
Construction						1,150,000				1,150,000
Consulting	60,000		60,000	60,000	60,000	120,000				300,000
Contingency				30,000	60,000	210,000				300,000
Total	60,000		60,000	130,000	200,000	1,480,000				1,870,000

Project Name: 2211000 CSAH 66 - Golden Valley Rd safety impr at Noble & Hidden Lks	Funding Start: 2022
Major Program: Public Works	Funding Completion: 2025
Department: Transportation Roads & Bridges	

Current Year's CIP Process Summary	Budget To-Date	2023	2024	2025	2026	2027	Future	Total
Department Requested	60,000	130,000	200,000	1,480,000				1,870,000
Administrator Proposed	60,000	130,000	200,000	1,480,000				1,870,000
CBTF Recommended	60,000	130,000	200,000	1,480,000				1,870,000
Board Approved Final	60,000	130,000	200,000	1,480,000				1,870,000

Scheduling Milestones (major phases only):

Activity	Anticipated Timeframe
Planning	2016 - 2022
Design	Q1 2023 - Q4 2024
Bid Advertisement	Q1 2025
Construction	Q2 2025 - Q3 2026
Completion	Q4 2026

Board Resolutions / Supplemental Information:

Project Budget Notes:
 This project must be authorized by June 30, 2025 to avoid jeopardizing federal funds.
 \$425,000 in State Aid Flex Excess Sum funds to be utilized as part of the project budget.

Project's Effect on County Priorities and the Operating Budget:

County Priorities: This project will advance county climate action efforts by improving accessibility and enhancing safety for multi-modal transportation. This is especially important as the project is located in an area that includes relatively high percentages of no-vehicle households and people with limited mobility.

Operating Budget: Staff does not anticipate that this project will have impacts to Transportation Department staff or annual operating costs. The proposed project will primarily replace existing roadside and traffic assets in-kind.

Changes from Prior CIP:

- No changes to the overall Project Budget since the 2022-2026 Transportation CIP

Last Year's CIP Process Summary	Budget To-Date	2022	2023	2024	2025	2026	Future	Total
Department Requested		60,000	130,000	200,000	1,480,000			1,870,000
Administrator Proposed		60,000	130,000	200,000	1,480,000			1,870,000
CBTF Recommended		60,000	130,000	200,000	1,480,000			1,870,000
Board Approved Final		60,000	130,000	200,000	1,480,000			1,870,000

Project Name: 2167600 CSAH 81 - Replace Bridges #27006, 27007 & 27008 at Lowry
Major Program: Public Works
Department: Transportation Roads & Bridges

Funding Start: 2019
Funding Completion: 2023

Summary:

Replace existing Bridge #27006, Bridge #27007, and Bridge #27008 along West Broadway Avenue (CSAH 81) over Lowry Avenue N (CSAH 153) in the Cities of Robbinsdale and Minneapolis.

Purpose & Description:

The existing bridges (built in 1964) include a concrete box girder design and are classified as structurally deficient based on their current condition. Routine maintenance activities are no longer cost effective in extending the useful life of the bridges; therefore, full replacements are being recommended. The bridges are exhibiting significant deterioration, due to chloride infiltration, resulting in extensive spalls and reinforcement corrosion at the hinges and abutments. Water, chlorides, and debris are trapped in the hinge joints, causing similar deterioration to the bottom slab of the box sections. Since 2015, weight restrictions have been introduced for each bridge that prohibit certain types of commercial vehicles (Bridge #27006 in 2015, Bridge #27007 in 2015, and Bridge #27008 in 2020). Subsequently, due to continued deterioration, Bridge #27007 was closed to traffic in December 2020 in advance of the project.

The proposed project will replace each of the deteriorated bridges with an upgraded design that includes curb barrier and railings. In addition, the intersection of Lowry Avenue N and Victory Memorial Drive will be reconfigured as part of this project to introduce a more compact design that better accommodates people walking, biking, and driving underneath the bridge structures.

Federal funding was awarded for this project in 2016 through the Regional Solicitation.



REVENUE	Budget To-Date	12/31/22 Act & Enc	Balance	2023	2024	2025	2026	2027	Future	Total
Bonds - GO Roads	11,200,000	5,579,816	5,620,184	(1,095,000)						10,105,000
Federal - Other - Roads	7,000,000	7,000,000								7,000,000
Mn/DOT State Aid - Regular	2,900,000	2,000,645	899,355	(300,000)						2,600,000
Total	21,100,000	14,580,461	6,519,539	(1,395,000)						19,705,000

EXPENSE	Budget To-Date	12/31/22 Act & Enc	Balance	2023	2024	2025	2026	2027	Future	Total
Right of Way	100,000	6,179	93,821							100,000
Construction	18,200,000	15,940,357	2,259,643	(1,395,000)						16,805,000
Consulting	1,700,000	2,073,074	(373,074)							1,700,000
Other Costs		35,561	(35,561)							
Contingency	1,100,000		1,100,000							1,100,000
Total	21,100,000	18,055,171	3,044,829	(1,395,000)						19,705,000

Project Name: 2167600 CSAH 81 - Replace Bridges #27006, 27007 & 27008 at Lowry	Funding Start: 2019
Major Program: Public Works	Funding Completion: 2023
Department: Transportation Roads & Bridges	

Current Year's CIP Process Summary	Budget To-Date	2023	2024	2025	2026	2027	Future	Total
Department Requested	21,100,000							21,100,000
Administrator Proposed	21,100,000							21,100,000
CBTF Recommended	21,100,000							21,100,000
Board Approved Final	21,100,000	(1,395,000)						19,705,000

Scheduling Milestones (major phases only):

Activity	Anticipated Timeframe
Planning	2014 - 2017
Design	Q1 2018 - Q3 2020
Bid Advertisement	Q4 2020
Construction	Q2 2021 - Q4 2022
Completion	Q2 2023

Project's Effect on County Priorities and the Operating Budget:

County Priorities: This project will advance county climate action efforts by replacing a bridge that is nearing the end of its useful life in an effort to ensure access and mobility for people biking, driving, and walking over Victory Memorial Parkway. This is especially important as the project is located in an area that includes high percentages of no-vehicle households, people with limited mobility and people with low income.

Operating Budget: Staff does not anticipate that this project will have impacts to Transportation Department staff or annual operating costs. The proposed project will primarily replace existing bridge assets in-kind. Additionally, maintenance responsibilities of the new multi-use trail facility are anticipated to be assigned to other agencies as part of cooperative agreements.

Changes from Prior CIP:

- No changes to the overall Project Budget since the 2022-2026 Transportation CIP

Board Resolutions / Supplemental Information:

RESOLUTION 18-0314 (adopted 08/07/2018) authorized:

- Neg of Agmt PW 28-66-18 with SRF for design engineering activities related to CP 2167500 and CP 2167600 at a NTE amount of \$1,700,000 to be financed with the current and future Project Budgets for CP 2167500 and CP 2167600.
- Amdt to the current Project Budget for CP 2167500 with an increase of \$160,000 from \$0 to \$160,000 to be financed with State Aid Regular to be transferred from CP 2999950 to CP 2167600.
- Amdt to the current Project Budget for CP 2167600 with an increase of \$640,000 from \$0 to \$640,000 to be financed with State Aid Regular to be transferred from CP 2999950 to CP 2167600.
- Amdt to the total Project Budget for CP 2167600 with an increase of \$31,000 from \$2,584,000 to \$2,615,000 and an increase of \$795,000 from \$16,290,000 to \$17,085,000 as part of the prospective 2019-2023 Capital Improvement Program.

• BAR 20-0312 (adopted 09/01/2020) authorized:

- Approval of Amdt 1 of Agmt PW 28-66-18 with SRF to include additional scope of services necessary for the design of CP 2167500 and CP 2167600. Increase of \$300,000 in the contract NTE amount from \$1,700,000 to \$2,000,000 to be financed with available State Aid Regular revenue within CP 2167500 and CP 2167600.

RESOLUTION 20-0449 (adopted 11/17/2020) authorized:

- Approval of Agmt PW 31-40-20 with MnDOT (State Contract No. 1036327) to act as the county's fiscal agent in accepting \$7,000,000 in federal funds on its behalf.
- Approval of Amdt 2 to Agreement PW 28-66-18 with SRF for \$40,000 (\$2,040,000 total contract), with no change in the contract period, to be financed with available State Aid Regular revenue within CP 2167500 and CP 2167600.
- Transfer of \$2,365,000 (\$2,000,000 in State GO Bonds and \$365,000 in State Aid Regular) from CP 2167500 to CP 2167600 to improve administrative efficiencies as all three bridges will be replaced as part of one project/contract.

RESOLUTION 21-0449 (adopted 05/04/2021) authorized:

- Approval of Amendment 3 to Agreement PW 28-66-18 with SRF to provide assistance during construction at a NTE amount of \$65,000 in State Aid Regular, for a total contract value of \$2,105,000.
- Extend the agreement end date to 12/31/23.

Last Year's CIP Process Summary	Budget To-Date	2022	2023	2024	2025	2026	Future	Total
Department Requested	23,700,000	(2,600,000)						21,100,000
Administrator Proposed	23,700,000	(2,600,000)						21,100,000
CBTF Recommended	23,700,000	(2,600,000)						21,100,000
Board Approved Final	23,700,000	(2,600,000)						21,100,000

Project Name: 2182300 CSAH 82 - Const multi-use trail fr county line to 2nd St
Major Program: Public Works
Department: Transportation Roads & Bridges

Funding Start: 2019
Funding Completion: 2024

Summary:

Multimodal improvements along Mill Street (CSAH 82) from the South County Line to 2nd Street in the Cities of Shorewood and Excelsior.

Purpose & Description:

Mill Street (CSAH 82) currently serves north/south trips between Carver County and Hennepin County as direct access is available to both TH 5 and TH 7. The roadway includes one vehicle lane in each direction with paved shoulders that provide space for on-road biking. This current configuration was introduced as part of a paving project completed in 2018 that included solid white pavement markings to better define the shoulder area. However, this current environment is relatively uncomfortable for multimodal users, especially people walking, as they are required to travel immediately adjacent to vehicle lanes since no sidewalk facilities exist. Furthermore, Mill Street (CSAH 82) is a priority alignment for multimodal accommodations as there is an existing grade separated crossing at TH 7, thus eliminating potential conflicts with people driving on the highway.

The proposed project includes the construction of a multi-use trail along Mill Street (CSAH 82) to provide a dedicated facility for people walking and biking. It is anticipated that the proposed project will require the construction of retaining walls to accommodate the surrounding topography, along with the relocation of existing overhead utilities to ensure an obstruction-free facility for users. The new multi-use facility will connect users from Chanhassen, Shorewood, and Excelsior to the Downtown Excelsior Area that includes numerous places of interest. In addition, this project will provide an indirect connection to the Lake Minnetonka Regional Trail that extends from Victoria to Hopkins.

This project was requested by the Cities of Shorewood and Excelsior in 2017. The City of Shorewood completed a feasibility study in 2013 that evaluated the potential for a multi-use trail for the segment of CSAH 82 (Mill Street) within their city limits. Subsequently, the City of Excelsior also completed a feasibility study in 2021 for the portion within their city limits. Additionally, county staff are collaborating with the City of Chanhassen and Carver County to address a one-block gap in the multi-use trail system on the southern end of the project that extends beyond the Hennepin County boundary.



REVENUE	Budget To-Date	12/31/22 Act & Enc	Balance	2023	2024	2025	2026	2027	Future	Total
Mn/DOT State Aid - Regular	400,000		400,000	650,000	1,440,000					2,490,000
Mn/DOT State Aid - Municipal					1,140,000					1,140,000
Excelsior					760,000					760,000
Shorewood				150,000	760,000					910,000
Other - Roads					200,000					200,000
Total	400,000		400,000	800,000	4,300,000					5,500,000

EXPENSE	Budget To-Date	12/31/22 Act & Enc	Balance	2023	2024	2025	2026	2027	Future	Total
Right of Way	100,000		100,000	400,000						500,000
Construction					3,200,000					3,200,000
Consulting	300,000	229,781	70,219	200,000	300,000					800,000
Contingency				200,000	800,000					1,000,000
Total	400,000	229,781	170,219	800,000	4,300,000					5,500,000

Project Name: 2182300 CSAH 82 - Const multi-use trail fr county line to 2nd St	Funding Start: 2019
Major Program: Public Works	Funding Completion: 2024
Department: Transportation Roads & Bridges	

Current Year's CIP Process Summary	Budget To-Date	2023	2024	2025	2026	2027	Future	Total
Department Requested	400,000	800,000	4,300,000					5,500,000
Administrator Proposed	400,000	800,000	4,300,000					5,500,000
CBTF Recommended	400,000	800,000	4,300,000					5,500,000
Board Approved Final	400,000	800,000	4,300,000					5,500,000

Scheduling Milestones (major phases only):

Activity	Anticipated Timeframe
Planning	2012 - 2021
Design	Q1 2022 - Q4 2023
Bid Advertisement	Q1 2024
Construction	Q2 2024 - Q4 2024
Completion	Q2 2025

Board Resolutions / Supplemental Information:

Project Budget Notes:

- Other - Roads revenue includes \$200,000 anticipated from Carver County to address a one-block gap in the multi-use trail system on the southern end of the project that extends beyond the Hennepin County boundary.

Project's Effect on County Priorities and the Operating Budget:

County Priorities: This project will advance county climate action efforts by improving accessibility and enhancing safety for multi-modal transportation, including a connection to the Lake Minnetonka LRT Trail. This is especially important as the project is located in an area that includes relatively high percentages of people with limited mobility.

Operating Budget: Staff does not anticipate that this project will have impacts to Transportation Department staff or annual operating costs. Maintenance responsibilities of the new multi-use trail facility are anticipated to be assigned to other agencies as part of cooperative agreements.

Changes from Prior CIP:

- No changes to the overall Project Budget since the 2022-2026 Transportation CIP

Last Year's CIP Process Summary	Budget To-Date	2022	2023	2024	2025	2026	Future	Total
Department Requested	250,000	150,000	800,000	4,300,000				5,500,000
Administrator Proposed	250,000	150,000	800,000	4,300,000				5,500,000
CBTF Recommended	250,000	150,000	800,000	4,300,000				5,500,000
Board Approved Final	250,000	150,000	800,000	4,300,000				5,500,000

Project Name: 2161100 CSAH 92 - Participate in MnDOT's CSAH 92 reconst at TH 12
Major Program: Public Works
Department: Transportation Roads & Bridges

Funding Start: 2019
Funding Completion: 2021

Summary:

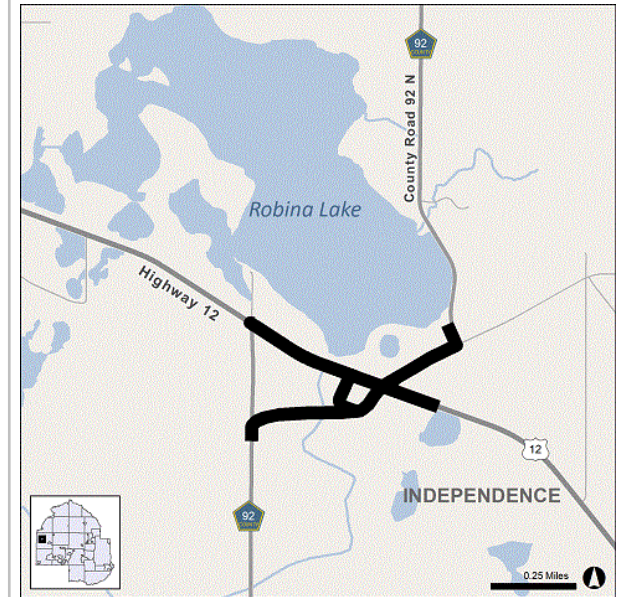
Reconstruct CSAH 92 at TH 12 in the City of Independence.

Purpose & Description:

The existing TH 12 corridor experiences a relatively high frequency of fatal and severe crashes due to its current alignment, skewed intersection approaches, and lack of a median barrier to separate vehicles in opposite directions. Additionally, the existing north/south alignment of CSAH 92 is obstructed by the presence of Robina Lake, resulting in two junctions where CSAH 92 intersects TH 12. As a result, people driving who desire to continue north/south along CSAH 92 are required to divert along TH 12 for a short distance, resulting in an inconvenience for these users.

The Highway 12 Safety Coalition was established in 2014 to identify critical locations for improvements and included representatives from MnDOT, Hennepin County, along with eleven cities. A technical report (US 12 Roadway Safety Audit) was completed by MnDOT in 2015 to summarize findings from the evaluation completed by the Highway 12 Safety Coalition. The intersection of CSAH 92/TH 12 was recommended for improvements to address its safety issues and lack of continuity along the CSAH system. In 2018, MnDOT led a concept study to identify alternatives for long-term improvements at the CSAH 92/TH 12 intersection.

In 2019, the county hired a consultant to define the project purpose and need, complete environmental documentation, and select a preferred alternative. Through this process, the preferred alternative was selected which includes the realignment of CSAH 92 to connect the two existing road segments into one and provide a grade-separated crossing over both TH 12 and the nearby BNSF Railroad. With the new design, users on CSAH 92 will now access TH 12 via a roundabout. The proposed project will implement the preferred alternative described above and is anticipated to significantly improve safety and mobility through the area. Additionally, in 2022, MnDOT completed a safety study along a five-mile segment of TH 12 that extends from Delano to Independence.



REVENUE	Budget To-Date	12/31/22 Act & Enc	Balance	2023	2024	2025	2026	2027	Future	Total
Federal - Other - Roads	6,280,000	4,751,079	1,528,921							6,280,000
Mn/DOT State Aid - Municipal	2,800,000	764,077	2,035,923							2,800,000
State General Obligation Bonds	11,300,000	9,548,370	1,751,630							11,300,000
State - Other - Roads	1,931,111	1,210,236	720,875							1,931,111
Total	22,311,111	16,273,762	6,037,349							22,311,111
EXPENSE	Budget To-Date	12/31/22 Act & Enc	Balance	2023	2024	2025	2026	2027	Future	Total
Right of Way	4,000,000	2,701,104	1,298,896							4,000,000
Construction	13,811,111	13,784,328	26,783							13,811,111
Consulting	2,500,000	2,698,027	(198,027)							2,500,000
Other Costs		20,407	(20,407)							
Contingency	2,000,000		2,000,000							2,000,000
Total	22,311,111	19,203,867	3,107,244							22,311,111

Project Name: 2161100 CSAH 92 - Participate in MnDOT's CSAH 92 recon at TH 12	Funding Start: 2019
Major Program: Public Works	Funding Completion: 2021
Department: Transportation Roads & Bridges	

Current Year's CIP Process Summary	Budget To-Date	2023	2024	2025	2026	2027	Future	Total
Department Requested	22,311,111							22,311,111
Administrator Proposed	22,311,111							22,311,111
CBTF Recommended	22,311,111							22,311,111
Board Approved Final	22,311,111							22,311,111

Scheduling Milestones (major phases only):

Activity	Anticipated Timeframe
Planning	2017 - 2018
Design	Q1 2019 - Q2 2021
Bid Advertisement	Q3 2021
Construction	Q3 2021 - Q4 2022
Completion	Q2 2023

Project's Effect on County Priorities and the Operating Budget:

County Priorities: This project will advance county climate action efforts by improving accessibility and enhancing safety for multi-modal transportation. This is especially important as the project is located in an area that includes high percentages of people with limited mobility.

Operating Budget: The addition of approximately 2.5 lane miles to the county roadway system is estimated to cost \$34,250 annually. Additionally, maintenance responsibilities of the new bridge asset are anticipated to be assigned to MnDOT as part of a cooperative agreement.

Changes from Prior CIP:

- No changes to the overall Project Budget since the 2022-2026 Transportation CIP

Board Resolutions / Supplemental Information:

Project Budget Notes:

In 2017, a State Bonding Bill (HF 1226C) was passed that provided \$11,300,000 in State GO Bonds to be used for the design, environmental analysis, right of way acquisition, and construction of improvements of the TH 12 intersections with CSAH 90 and CSAH 92. It should be noted that the county has elected to solely utilize these State GO Bonds for this project (CP 2161100) to leverage the flexibility of these funds for this relatively complex project.

RESOLUTION 19-0059 (Adopted 02/21/2019) authorized:

- Neg of Agmt PR00000857 with KLJ Inc. for design engineering services related to CP 2161100 at a NTE amount of \$1,400,000 to be financed within the Project Budget for CP 2161100.

RESOLUTION 20-0187 (Adopted 05/19/2020) authorized:

- Neg of Amdt 1 to Agmt PR00000857 with KLJ Inc. for final design engineering services related to CP 2161100 at a revised NTE amount of \$2,400,000. The increase of \$1,000,000 in the contract amount from \$1,400,000 to \$2,400,000 will be financed within the Project Budget for CP 2161100.

RESOLUTION 21-0221 (Adopted on 6/15/2021) authorized:

- Neg of Amdt 2 to Agmt PR00000857 with KLJ Inc to continue final design engineering services related to CP 2161100 at a revised NTE amount of \$2,500,000 and extending the contract period to June 1, 2023.
- Neg Agmt PW 17-40-21 with MnDOT and the City of Independence for cost participation and maintenance responsibilities for improvements on CSAH 92 at TH 12 as part of MnDOT's Highway 12 corridor safety improvement projects at an estimated county cost of \$8,795,272.
- Neg Agmt PW 16-40-21 with MnDOT to accept Local Road Improvement Program (LRIP) grant funds for the reconstruction of CSAH 92 at TH in the amount of \$11,300,000.
- Neg Agmt PW 15-31-21 with the City of Independence to establish county and city responsibilities for the jurisdictional transfer of the remnant CSAH 92 segment to the City of Independence at an estimated county cost of \$107,600 to be funded from the Cost Participation and Partnerships TSCA (CP 2183500).

Last Year's CIP Process Summary	Budget To-Date	2022	2023	2024	2025	2026	Future	Total
Department Requested	22,311,111							22,311,111
Administrator Proposed	22,311,111							22,311,111
CBTF Recommended	22,311,111							22,311,111
Board Approved Final	22,311,111							22,311,111

Project Name: 2174900 CSAH 101 - Participate in MG rehab fr 74th Ave to 83rd Ave
Major Program: Public Works
Department: Transportation Roads & Bridges

Funding Start: 2022
Funding Completion: 2022

Summary:

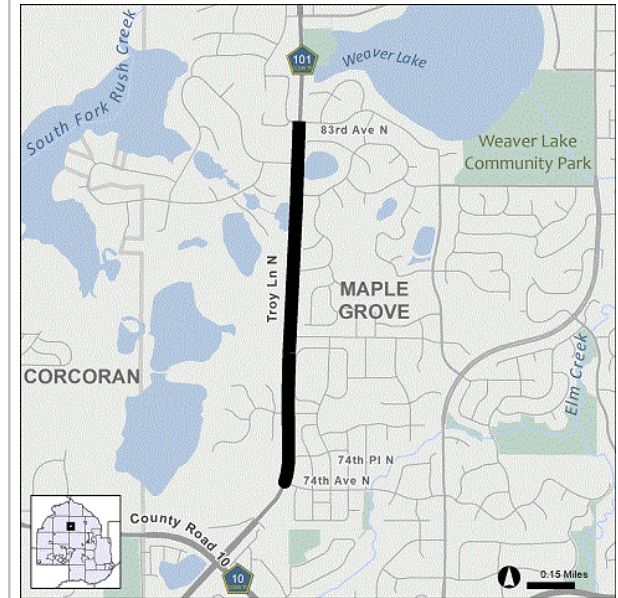
Participate in the City of Maple Grove's roadway project to rehabilitate Troy Lane (CSAH 101) from 74th Avenue to 83rd Avenue in the City of Maple Grove.

Purpose & Description:

The existing roadway (last reconstructed in 1960) is nearing the end of its useful life and warrants capital improvements. Routine maintenance activities (such as overlays and crackseals) are no longer cost effective in preserving assets. The current roadway includes a rural environment (no curb/gutter) that consists of a 2-lane undivided configuration. Dedicated right-turn and bypass lanes are provided at select intersections that offer some benefit to people driving. However, the absence of dedicated left-turn lanes results in routine congestion and user discomfort; especially during the afternoon peak periods. In addition, no off-road facilities (such as trails or sidewalks) are provided on either side, with the exception of some short segments that were constructed as part of previous projects.

It is anticipated that the proposed project would upgrade the corridor to a suburban design to better suit the surrounding residential land use. Project elements will likely include new pavement, curb, storm water structures, and trails. Specific intersection designs will be reviewed during project development to determine the need and feasibility of dedicated turn lanes. The elimination of bypass lanes will improve the safety and mobility of people driving as the current design limits sight distance, creating the potential for rear-end and left-turn related crashes.

This project will complement the current development occurring at the nearby Troy Lane (CSAH 101) and Bass Lake Road (CSAH 10) intersection by promoting multimodal choices in transportation along the corridor.



REVENUE	Budget To-Date	12/31/22 Act & Enc	Balance	2023	2024	2025	2026	2027	Future	Total
Bonds - GO Roads	1,000,000		1,000,000							1,000,000
Total	1,000,000		1,000,000							1,000,000
EXPENSE	Budget To-Date	12/31/22 Act & Enc	Balance	2023	2024	2025	2026	2027	Future	Total
Construction	1,000,000		1,000,000							1,000,000
Total	1,000,000		1,000,000							1,000,000

Project Name: 2174900 CSAH 101 - Participate in MG rehab fr 74th Ave to 83rd Ave	Funding Start: 2022
Major Program: Public Works	Funding Completion: 2022
Department: Transportation Roads & Bridges	

Current Year's CIP Process Summary	Budget To-Date	2023	2024	2025	2026	2027	Future	Total
Department Requested	1,000,000							1,000,000
Administrator Proposed	1,000,000							1,000,000
CBTF Recommended	1,000,000							1,000,000
Board Approved Final	1,000,000							1,000,000

Scheduling Milestones (major phases only):

Activity	Anticipated Timeframe
Planning	2017 - 2020
Design	Q3 2020 - Q3 2022
Bid Advertisement	Q4 2022
Construction	Q1 2023 - Q4 2024
Completion	Q1 2025

Board Resolutions / Supplemental Information:

Project Budget Notes:

Appropriated \$1,000,000 in County Bonds within this Project Budget (CP 2174900) that were previously programmed in the Safety & Asset Management and Cost Participation & Partnerships Transportation Supplemental Capital Activities (CP's 2183300 and 2183500). These funds are intended to provide the Project Budget for CP 2174900 to be used towards roadway preservation and multi-modal improvements along Troy Lane (CSAH 101). Additionally, the 2022 spending goals will be reduced by \$1,000,000 for Roadway Asset Preservation (\$800,000) and Multi-Modal (\$200,000) to reflect this appropriation.

Project's Effect on County Priorities and the Operating Budget:

County Priorities: This project will advance county climate action efforts by improving accessibility and enhancing safety for multi-modal transportation.

Operating Budget: Staff anticipates that this project will have minimal impacts to the annual operating costs for the Transportation Department. Maintenance responsibilities of the new multiuse trail are anticipated to the City of Maple Grove as part of the cooperative agreement.

RESOLUTION 22-0268 (adopted on 07/12/2022) authorized:

- Neg Agmt PW 25-34-22 with Maple Grove for cost participation and maintenance responsibilities for Troy Lane (CSHA 101) rehabilitation.
- County cost for participation NTE: \$1,000,000 (County Bonds)

Changes from Prior CIP:

- No changes to the overall Project Budget since the 2022-2026 Transportation CIP

Last Year's CIP Process Summary	Budget To-Date	2022	2023	2024	2025	2026	Future	Total
Department Requested		1,000,000						1,000,000
Administrator Proposed		1,000,000						1,000,000
CBTF Recommended		1,000,000						1,000,000
Board Approved Final		1,000,000						1,000,000

Project Name: 2923900 CSAH 103 - Reconst W Broadway fr 85th Ave N to 93rd Ave N
Major Program: Public Works
Department: Transportation Roads & Bridges

Funding Start: 2004
Funding Completion: 2019

Summary:

Expand West Broadway Avenue (CSAH 103) from 85th Avenue (CSAH 109) to 93rd Avenue (CSAH 30) in the City of Brooklyn Park.

Purpose & Description:

The existing roadway (last reconstructed in 1940) includes a rural design that currently lacks curb and storm water structures. One vehicle lane is provided in each direction with turn lanes and/or bypass lanes provided at key intersections. A multi-use trail facility exists along one side of West Broadway Avenue (CSAH 103), however, it does not extend along the entire project length, leaving a 0.6-mile gap in the multi-modal system.

The proposed project will expand and reconstruct West Broadway Avenue (CSAH 103) to a four-lane divided roadway and will include new pavement, multi-use trails on both sides to accommodate people biking and walking, curb and stormwater structures to collect water and define the roadway edge, new traffic signal systems to incorporate the latest technologies, and upgraded ADA accommodations to ensure accessibility. Many intersections, especially at 85th Avenue (CSAH 109), will be modified to provide more compact designs that improve the crossing experience for people walking. Overall, the new roadway environment will include a suburban design that better suits the surrounding land uses. Furthermore, traffic signals will be installed at both Setzler Parkway and Maplebrook Parkway as part of this project to provide adequate traffic operations in anticipation of light rail transit service.

This project is connected to Capital Projects 2141100 and 2051400 that are also programmed in the county's Capital Improvement Program (CIP). Additionally, this project is directly related to the potential Blue Line Extension LRT Project that includes potential stations along West Broadway Avenue (CSAH 103) at both 85th Avenue (CSAH 109) and 93rd Avenue (CSAH 30). At this time, it is anticipated that the LRT line will be constructed in the median along West Broadway Avenue (CSAH 103) in a similar manner as the Green Line along University Avenue in Minneapolis and St. Paul.

Federal funding was awarded to the City of Brooklyn Park for this project in 2018 through the Regional Solicitation.



REVENUE	Budget To-Date	12/31/22 Act & Enc	Balance	2023	2024	2025	2026	2027	Future	Total
Bonds - GO Roads	1,250,000	23,000	1,227,000							1,250,000
Mn/DOT State Aid - Regular	25,790,000	1,136,187	24,653,813							25,790,000
Brooklyn Park	9,300,000		9,300,000							9,300,000
Total	36,340,000	1,159,187	35,180,813							36,340,000

EXPENSE	Budget To-Date	12/31/22 Act & Enc	Balance	2023	2024	2025	2026	2027	Future	Total
Right of Way	8,380,000	1,303,980	7,076,020							8,380,000
Construction	23,100,000	23,300	23,076,700							23,100,000
Consulting	3,560,000	1,055,811	2,504,189							3,560,000
Contingency	1,300,000		1,300,000							1,300,000
Total	36,340,000	2,383,091	33,956,909							36,340,000

Project Name: 2923900 CSAH 103 - Reconst W Broadway fr 85th Ave N to 93rd Ave N	Funding Start: 2004
Major Program: Public Works	Funding Completion: 2019
Department: Transportation Roads & Bridges	

Current Year's CIP Process Summary	Budget To-Date	2023	2024	2025	2026	2027	Future	Total
Department Requested	36,340,000							36,340,000
Administrator Proposed	36,340,000							36,340,000
CBTF Recommended	36,340,000							36,340,000
Board Approved Final	36,340,000							36,340,000

Scheduling Milestones (major phases only):

Activity	Anticipated Timeframe
Planning	1993 - 2014
Design	Q1 2015 - TBD
Bid Advertisement	TBD
Construction	TBD
Completion	TBD

Project's Effect on County Priorities and the Operating Budget:

County Priorities: This project will advance county climate action efforts by improving accessibility and enhancing safety for multi-modal transportation facilities by connecting people walking and biking to the future Blue Line Extension LRT station. This is especially important as the project is located in an area that includes relatively high percentages of no-vehicle households.

Operating Budget: Staff anticipates that this project will have minor impacts to the annual operating costs for the Transportation Department. The addition of approximately 1.90 lane miles to the county roadway system and the installation of two new traffic signals is estimated to cost \$39,690 annually. Additionally, maintenance responsibilities of the new multi-use trail facilities are anticipated to be assigned to Brooklyn Park as part of a cooperative agreement.

Changes from Prior CIP:

- No changes to the overall Project Budget since the 2022-2026 Transportation CIP

Board Resolutions / Supplemental Information:

Project Budget Notes:

This project must be authorized by June 30, 2026 to avoid jeopardizing federal funds.

RESOLUTION 15-0284 (adopted 08/11/2015)- This BAR authorized:

- Neg of Agmt PW 14-66-15 with Kimley-Horn for consulting services related to the preliminary design and final design of CP 2051400, CP 2923900, and CP 2141100 at a cost NTE \$2,200,000.
- Increase in the Project Budget for CP 2923900 by \$1,750,000 from \$25,750,000 to \$27,500,000 for consulting services to be financed with available funding in the county's State Aid Regular Construction Account.
- Increase in the Project Budget for CP 2051400 by \$1,000,000 from \$15,820,000 to \$16,820,000 for consulting services to be financed with available funding in the county's State Aid Regular Construction Account.

Last Year's CIP Process Summary	Budget To-Date	2022	2023	2024	2025	2026	Future	Total
Department Requested	36,340,000							36,340,000
Administrator Proposed	36,340,000							36,340,000
CBTF Recommended	36,340,000							36,340,000
Board Approved Final	36,340,000							36,340,000

Project Name: 2051400 CSAH 103 - Reconst W Broadway fr Candlewood Dr to CSAH 109
Major Program: Public Works
Department: Transportation Roads & Bridges

Funding Start: 2004
Funding Completion: 2020

Summary:

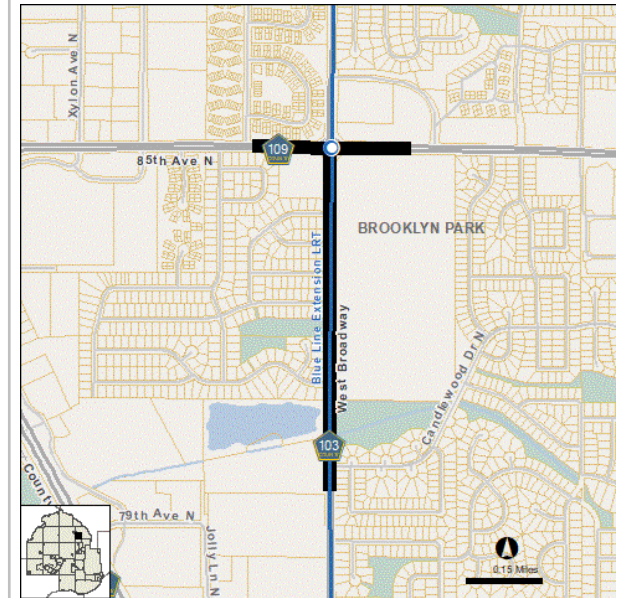
Reconstruct West Broadway Avenue (CSAH 103) from Candlewood Drive to 85th Avenue (CSAH 109) in the City of Brooklyn Park.

Purpose & Description:

The existing roadway (last reconstructed in the 1980s) includes a rural design that currently lacks curb and storm water structures, resulting in poor storm water management along the corridor. Off-road facilities for non-motorized users do not currently exist along the roadway, requiring people walking and biking to either share the roadway with people driving or utilize available boulevard space. Furthermore, the existing four-lane undivided roadway design has historically experienced higher crash rates than a four-lane divided configuration.

The proposed project will reconstruct West Broadway Avenue (CSAH 103) and convert the existing four-lane undivided environment to a four-lane divided configuration that better suits the surrounding land uses. This new design will provide improved safety for all modes by separating vehicles and introducing a refuge for people walking who desire to cross the roadway. The project will include new pavement, curb, storm water structures, and multi-use trails on both sides of the roadway. Intersections will be modified to provide more compact designs to improve the crossing experience for people walking. Furthermore, traffic signals will be installed at both Candlewood Drive and College Park Drive, while the existing traffic signal at 84th Avenue will be removed. These changes to the existing intersection control devices are included with this project to provide adequate traffic operations in anticipation of light rail transit service.

This project is connected to Capital Projects 2141100 and 2923900 that are also programmed in the county's Capital Improvement Program (CIP). Additionally, this project is directly related to the potential Blue Line Extension LRT Project that includes a potential station along West Broadway Avenue (CSAH 103) at 85th Avenue (CSAH 109). At this time, it is anticipated that the LRT line will be constructed in the median along West Broadway Avenue (CSAH 103) in a similar manner as the Green Line along University Avenue in Minneapolis and St. Paul.



REVENUE	Budget To-Date	12/31/22 Act & Enc	Balance	2023	2024	2025	2026	2027	Future	Total
Mn/DOT State Aid - Regular	16,394,000	844,920	15,549,080							16,394,000
Brooklyn Park	5,076,000		5,076,000							5,076,000
Total	21,470,000	844,920	20,625,080							21,470,000
EXPENSE	Budget To-Date	12/31/22 Act & Enc	Balance	2023	2024	2025	2026	2027	Future	Total
Right of Way	2,000,000		2,000,000							2,000,000
Construction	15,470,000		15,470,000							15,470,000
Consulting	3,000,000	844,920	2,155,080							3,000,000
Contingency	1,000,000		1,000,000							1,000,000
Total	21,470,000	844,920	20,625,080							21,470,000

Project Name: 2051400 CSAH 103 - Reconst W Broadway fr Candlewood Dr to CSAH 109	Funding Start: 2004
Major Program: Public Works	Funding Completion: 2020
Department: Transportation Roads & Bridges	

Current Year's CIP Process Summary	Budget To-Date	2023	2024	2025	2026	2027	Future	Total
Department Requested	21,470,000							21,470,000
Administrator Proposed	21,470,000							21,470,000
CBTF Recommended	21,470,000							21,470,000
Board Approved Final	21,470,000							21,470,000

Scheduling Milestones (major phases only):

Activity	Anticipated Timeframe
Planning	1993 - 2014
Design	Q1 2015 - TBD
Bid Advertisement	TBD
Construction	TBD
Completion	TBD

Board Resolutions / Supplemental Information:

RESOLUTION 15-0284 (adopted 08/11/2015) authorized:

- Neg of Agmt PW 14-66-15 with Kimley-Horn for consulting services related to the preliminary design and final design of CP 2051400, CP 2923900, and CP 2141100 at a cost NTE \$2,200,000.
- Increase in the Project Budget for CP 2923900 by \$1,750,000 from \$25,750,000 to \$27,500,000 for consulting services to be financed with available funding in the county's State Aid Regular Construction Account.
- Increase in the Project Budget for CP 2051400 by \$1,000,000 from \$15,820,000 to \$16,820,000 for consulting services to be financed with available funding in the county's State Aid Regular Construction Account.

Project's Effect on County Priorities and the Operating Budget:

County Priorities: This project will advance county climate action efforts by improving accessibility and enhancing safety for multi-modal transportation. This is especially important as the project is located in an area that includes relatively high percentages of people with limited mobility.

Operating Budget: Staff anticipates that this project will have minor impacts to the annual operating costs for the Transportation Department. The financial impact resulting from the removal of approximately 0.03 lane miles from the county roadway system, installation of two new traffic signal systems, and removal of one existing traffic signal system is estimated to cost \$7,800 annually. Additionally, maintenance responsibilities of the new multi-use trail facilities are anticipated to be assigned to another agency as part of a cooperative agreement.

Changes from Prior CIP:

- No changes to the overall Project Budget since the 2022-2026 Transportation CIP

Last Year's CIP Process Summary	Budget To-Date	2022	2023	2024	2025	2026	Future	Total
Department Requested	21,470,000							21,470,000
Administrator Proposed	21,470,000							21,470,000
CBTF Recommended	21,470,000							21,470,000
Board Approved Final	21,470,000							21,470,000

Project Name: 2091103 CSAH 112 - Reconstruct Rd fr CSAH 6 to Willow
Major Program: Public Works
Department: Transportation Roads & Bridges

Funding Start: 2010
Funding Completion: 2023

Summary:

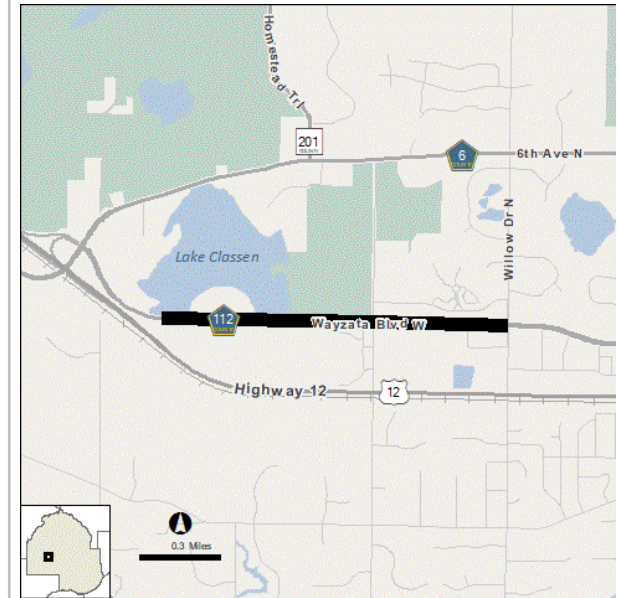
Reconstruct Wayzata Boulevard (CSAH 112) from 0.5 miles east of CSAH 6 to Willow Drive in the Cities of Long Lake and Orono.

Purpose & Description:

The existing roadway (last reconstructed in the 1930s) includes a rural environment that lacks curb and storm water structures that are typically desired for proper storm water management. The pavement is nearing the end of its service life and warrants replacement as routine maintenance activities (such as overlays and crack seals) are no longer cost effective in extending its useful life. Additionally, no multimodal accommodations currently exist along this segment of Wayzata Boulevard (CSAH 112).

It should be noted that the Wayzata Boulevard (CSAH 112) corridor was previously under MnDOT jurisdiction until 2011 (as TH 12), therefore, it lacks typical county roadway features (such as multi-use trails, streetscaping, and placemaking) that promote a positive user experience.

The proposed project will reconstruct Wayzata Boulevard (CSAH 112) and is anticipated to include the following elements: new pavement, curb to define the roadway edge, storm water structures to collect water, and a multi-use trail (along the north side) to provide accommodations for people walking and biking. Additional project elements include turn lanes at key intersections, upgraded traffic signal systems, and ADA accommodations to serve users with limited mobility. The character of the corridor changes drastically among residential, commercial, industrial, and rural land uses, therefore, the roadway design will be adjusted throughout the project limits to accommodate the competing needs.



REVENUE	Budget To-Date	12/31/22 Act & Enc	Balance	2023	2024	2025	2026	2027	Future	Total
Property Tax				200,000						200,000
Mn/DOT State Aid - Regular	572,000		572,000	900,000						1,472,000
Mn/DOT State Aid - Municipal				105,000						105,000
Mn/DOT Turnback Funds	2,160,000	349,327	1,810,673	13,570,000						15,730,000
Orono	72,000		72,000	275,000						347,000
Total	2,804,000	349,327	2,454,673	15,050,000						17,854,000

EXPENSE	Budget To-Date	12/31/22 Act & Enc	Balance	2023	2024	2025	2026	2027	Future	Total
Right of Way	500,000		500,000							500,000
Construction				11,100,000						11,100,000
Consulting	1,804,000	405,924	1,398,076	1,150,000						2,954,000
Contingency	500,000		500,000	2,800,000						3,300,000
Total	2,804,000	405,924	2,398,076	15,050,000						17,854,000

Project Name: 2091103 CSAH 112 - Reconstruct Rd fr CSAH 6 to Willow	Funding Start: 2010
Major Program: Public Works	Funding Completion: 2023
Department: Transportation Roads & Bridges	

Current Year's CIP Process Summary	Budget To-Date	2023	2024	2025	2026	2027	Future	Total
Department Requested	2,804,000	15,050,000						17,854,000
Administrator Proposed	2,804,000	15,050,000						17,854,000
CBTF Recommended	2,804,000	15,050,000						17,854,000
Board Approved Final	2,804,000	15,050,000						17,854,000

Scheduling Milestones (major phases only):

Activity	Anticipated Timeframe
Planning	2009 - 2019
Design	Q1 2020 - Q4 2022
Bid Advertisement	Q1 2023
Construction	Q3 2023 - Q4 2023
Completion	Q2 2025

Project's Effect on County Priorities and the Operating Budget:

County Priorities: This project will advance county climate action efforts by improving accessibility and enhancing safety for multi-modal transportation.

Operating Budget: Staff anticipates that this project will have minor impacts to the annual operating costs for the Transportation Department. The addition of approximately 0.07 lane miles to the county roadway system is estimated to cost \$1,000 annually. Additionally, maintenance responsibilities of the new multi-use trail and sidewalk facilities are anticipated to be assigned to other agencies as part of a cooperative agreement.

Changes from Prior CIP:

- No changes to the overall Project Budget since the 2022-2026 Transportation CIP

Board Resolutions / Supplemental Information:

Project Budget Notes:

- This project is the final phase (Phase III) of the Wayzata Boulevard (CSAH 112) Reconstruction Project and is directly related to County Capital Projects 2091101 and 2091102 that were completed in 2018 and 2019, respectively.
- This project is utilizing MnDOT "turnback" funds that have been made available to Hennepin County from MnDOT as part of the jurisdictional transfer process for TH 12. County staff have remained in discussions with MnDOT staff regarding the schedule of State Turnback funding for Phase III of the Wayzata Boulevard (CSAH 112) Reconstruction Project (Capital Project 2091103). Per MN Statute 8820.2900, the county has 15 years after the date of roadway release from MnDOT to obtain construction plan approval to avoid jeopardizing these turnback funds (date of release of TH 12: January 1, 2011).
- This project will install fiber communications along Wayzata Boulevard (CSAH 112) at an estimated cost of \$100,000. It has been agreed upon that this cost will be financed by Hennepin County Community Connectivity.
- It is anticipated that \$8,600,000 in Turnback Metro and \$7,220,000 in State Aid Flex Excess Sum funds will be utilized as part of the project budget.

Last Year's CIP Process Summary	Budget To-Date	2022	2023	2024	2025	2026	Future	Total
Department Requested	2,304,000	500,000	15,050,000					17,854,000
Administrator Proposed	2,304,000	500,000	15,050,000					17,854,000
CBTF Recommended	2,304,000	500,000	15,050,000					17,854,000
Board Approved Final	2,304,000	500,000	15,050,000					17,854,000

Project Name: 2181700 CSAH 121 - Replace Bridge #90617 over Rush Creek
Major Program: Public Works
Department: Transportation Roads & Bridges

Funding Start: 2023
Funding Completion: 2026

Summary:

Replace Bridge #90617 along Fernbrook Lane (CSAH 121) over Rush Creek in the City of Maple Grove.

Purpose & Description:

The existing bridge (built in 1949) consists of a cast-in-place concrete box culvert that spans Rush Creek. The structure is in relatively poor condition, and therefore, has been classified as structurally deficient. The culvert is showing evidence of cracking and spalling that has exposed the structural rebar. Routine maintenance activities are no longer cost effective in extending the useful life of this bridge; therefore, a full replacement is recommended.

The proposed project will replace the deteriorating structure with a modern concrete box culvert that will be designed to provide a 75-year service life. In an effort to better accommodate people biking and walking along the corridor, it is anticipated that a wider bridge deck will be introduced. Additionally, any pavement, sidewalk, and drainage structures impacted by the project will be replaced in-kind. Preservation of this structure is key in supporting future residential development that's occurring in this area of Dayton and Maple Grove. Without additional improvements, the bridge structure will continue to deteriorate, and weight restrictions will likely be required.



REVENUE	Budget To-Date	12/31/22 Act & Enc	Balance	2023	2024	2025	2026	2027	Future	Total
Property Tax				45,000	25,000	60,000				130,000
Bonds - GO Roads							1,120,000			1,120,000
Maple Grove				5,000	25,000	40,000	120,000			190,000
Total				50,000	50,000	100,000	1,240,000			1,440,000

EXPENSE	Budget To-Date	12/31/22 Act & Enc	Balance	2023	2024	2025	2026	2027	Future	Total
Right of Way					50,000	70,000				120,000
Construction							940,000			940,000
Consulting				50,000						50,000
Contingency						30,000	300,000			330,000
Total				50,000	50,000	100,000	1,240,000			1,440,000

Project Name: 2181700 CSAH 121 - Replace Bridge #90617 over Rush Creek	Funding Start: 2023
Major Program: Public Works	Funding Completion: 2026
Department: Transportation Roads & Bridges	

Current Year's CIP Process Summary	Budget To-Date	2023	2024	2025	2026	2027	Future	Total
Department Requested		50,000	50,000	100,000	1,240,000			1,440,000
Administrator Proposed		50,000	50,000	100,000	1,240,000			1,440,000
CBTF Recommended		50,000	50,000	100,000	1,240,000			1,440,000
Board Approved Final		50,000	50,000	100,000	1,240,000			1,440,000

Scheduling Milestones (major phases only):

<u>Activity</u>	<u>Anticipated Timeframe</u>
Planning	2019 - 2022
Design	Q3 2023 - Q4 2025
Bid Advertisement	Q1 2026
Construction	Q2 2026 - Q3 2026
Completion	Q2 2027

Project's Effect on County Priorities and the Operating Budget:

County Priorities: This project will advance county climate action efforts by improving accessibility for multi-modal transportation facilities. This project will replace a bridge that is nearing the end of its useful life in an effort to ensure safety and mobility for all modes. This is especially important as the project is located in an area that includes relatively high percentages of people with limited mobility.

Operating Budget: Additional planning and design work is required to determine the project's anticipated impact to Transportation Department staff or annual operating costs.

Changes from Prior CIP:

- No changes to the overall Project Budget since the 2022-2026 Transportation CIP

Board Resolutions / Supplemental Information:

Last Year's CIP Process Summary	Budget To-Date	2022	2023	2024	2025	2026	Future	Total
Department Requested			50,000	50,000	100,000	1,240,000		1,440,000
Administrator Proposed			50,000	50,000	100,000	1,240,000		1,440,000
CBTF Recommended			50,000	50,000	100,000	1,240,000		1,440,000
Board Approved Final			50,000	50,000	100,000	1,240,000		1,440,000

Project Name: 2181800 CSAH 146 - Replace Bridge #90623 over Luce Line Trail
Major Program: Public Works
Department: Transportation Roads & Bridges

Funding Start: 2024
Funding Completion: 2027

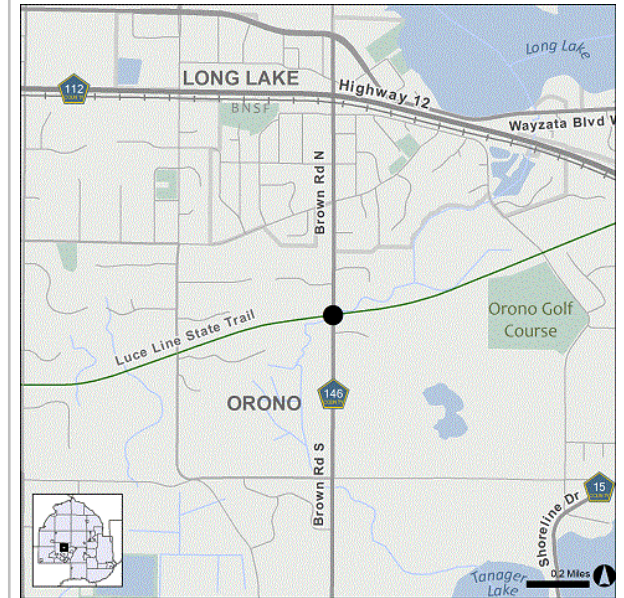
Summary:

Replace Bridge #90623 along Brown Road (CSAH 146) over the Luce Line State Trail in the City of Orono.

Purpose & Description:

The existing bridge (built in 1955) consists of a timber structure with a concrete deck that extends over the Long Lake Creek and Luce Line State Trail. The timber material throughout the structure has experienced advanced deterioration. In addition, the concrete deck is showing signs of extensive wear due to the frequency and size of visible cracking. A full replacement is being recommended as maintenance activities are no longer cost effective in preserving this bridge asset. Weight restrictions were introduced on this bridge in 2014, based on the results of a routine inspection, that prohibit certain types of commercial vehicles.

The proposed project will introduce a new bridge structure that is designed for a 75-year service life. The completion of this project will ensure that a grade separated crossing of the Luce Line State Trail is retained to eliminate conflicts for people walking and biking along the trail underneath the bridge. Additionally, the existing railing and guardrail will be upgraded to satisfy current design standards to ensure user safety. Furthermore, this project will eliminate weight restrictions along a collector route through the Lake Minnetonka Area.



REVENUE	Budget To-Date	12/31/22 Act & Enc	Balance	2023	2024	2025	2026	2027	Future	Total
Mn/DOT State Aid - Regular					50,000	205,000	295,000	4,600,000	1,200,000	6,350,000
Total					50,000	205,000	295,000	4,600,000	1,200,000	6,350,000
EXPENSE	Budget To-Date	12/31/22 Act & Enc	Balance	2023	2024	2025	2026	2027	Future	Total
Right of Way						80,000	120,000			200,000
Construction								4,000,000	1,000,000	5,000,000
Consulting					50,000	100,000	100,000			250,000
Contingency						25,000	75,000	600,000	200,000	900,000
Total					50,000	205,000	295,000	4,600,000	1,200,000	6,350,000

Project Name: 2181800 CSAH 146 - Replace Bridge #90623 over Luce Line Trail	Funding Start: 2024
Major Program: Public Works	Funding Completion: 2027
Department: Transportation Roads & Bridges	

Current Year's CIP Process Summary	Budget To-Date	2023	2024	2025	2026	2027	Future	Total
Department Requested			50,000	205,000	295,000	4,600,000	1,200,000	6,350,000
Administrator Proposed			50,000	205,000	295,000	4,600,000	1,200,000	6,350,000
CBTF Recommended			50,000	205,000	295,000	4,600,000	1,200,000	6,350,000
Board Approved Final			50,000	205,000	295,000	4,600,000	1,200,000	6,350,000

Scheduling Milestones (major phases only):

Activity	Anticipated Timeframe
Planning	2020 - TBD
Design	TBD
Bid Advertisement	TBD
Construction	TBD
Completion	TBD

Project's Effect on County Priorities and the Operating Budget:

County Priorities: This project will advance county climate action efforts by improving accessibility for multi-modal transportation facilities. This project will replace a bridge that is nearing the end of its useful life in an effort to ensure safety and mobility for all modes.

Operating Budget: Staff does not anticipate that this project will have impacts to Transportation Department staff or annual operating costs. The proposed project will primarily replace existing bridge assets in-kind.

Changes from Prior CIP:

- No changes to the overall Project Budget since the 2022-2026 Transportation CIP

Board Resolutions / Supplemental Information:

Last Year's CIP Process Summary	Budget To-Date	2022	2023	2024	2025	2026	Future	Total
Department Requested				50,000	205,000	295,000	5,800,000	6,350,000
Administrator Proposed				50,000	205,000	295,000	5,800,000	6,350,000
CBTF Recommended				50,000	205,000	295,000	5,800,000	6,350,000
Board Approved Final				50,000	205,000	295,000	5,800,000	6,350,000

Project Name: 2174100 CSAH 152 - Reconst Osseo Rd fr CSAH 2 (Penn Ave) to 49th Ave
Major Program: Public Works
Department: Transportation Roads & Bridges

Funding Start: 2019
Funding Completion: 2023

Summary:

Reconstruct Osseo Road (CSAH 152) from Penn Avenue (CSAH 2) to 49th Avenue in the City of Minneapolis.

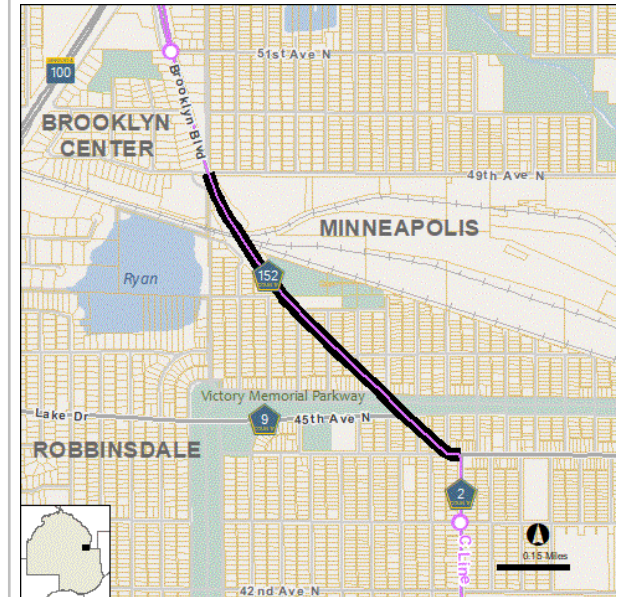
Purpose & Description:

The existing roadway (last reconstructed in the 1950s and 1960s) is nearing the end of its useful life and warrants replacement. Routine maintenance activities (such as overlays and crackseals) are no longer cost effective in extending the useful life. The existing pavement extends over the gutter pan, diminishing the curb's ability to adequately collect water and define the roadway edge. Various sidewalk gaps exist along the corridor, providing limited mobility for people walking. A repaving project was completed in 2013 that included a new striping configuration that converted the previous four-lane roadway to a three-lane roadway with on-street facilities for people biking. Additionally, the roadway includes a relatively significant horizontal curve near Penn Avenue (CSAH 2). This design is not common for an urban area and has caused instances where people driving depart from the roadway.

The proposed project will replace the existing pavement, traffic signals, curb, sidewalk facilities, bicycle accommodations, and storm water structures. Complete streets design strategies, such as raised medians and compact intersection designs, will be implemented to provide traffic calming in the area. Existing sidewalk gaps will be filled to minimize unnecessary crossings for people walking. Additionally, it is anticipated that various streetscaping elements (such as boulevards, trees, and lighting) will be introduced to promote positive user experiences along the corridor. This section of Osseo Road (CSAH 152) is the last remaining segment of CSAH 152 between I-694 and I-94 to be programmed for improvements. In addition, this project will also rehabilitate Bridge #27152 over the Canadian Pacific (CP) Railroad.

This project will complement Metro Transit's C Line Arterial Bus Rapid Transit (ABRT) service by improving first/last mile connections for people walking and biking to nearby ARBT stations.

Federal funding was awarded for this project in 2018 through the Regional Solicitation.



REVENUE	Budget To-Date	12/31/22 Act & Enc	Balance	2023	2024	2025	2026	2027	Future	Total
Property Tax				100,000						100,000
Bonds - GO Roads	8,300,000		8,300,000	90,000						8,390,000
Federal - Other - Roads	2,000,000		2,000,000	150,000						2,150,000
Mn/DOT State Aid - Regular	1,200,000	619,645	580,355	3,450,000						4,650,000
Minneapolis	1,850,000		1,850,000	160,000						2,010,000
Metropolitan Council				600,000						600,000
Total	13,350,000	619,645	12,730,355	4,550,000						17,900,000

EXPENSE	Budget To-Date	12/31/22 Act & Enc	Balance	2023	2024	2025	2026	2027	Future	Total
Right of Way	2,100,000	540,458	1,559,542	(1,100,000)						1,000,000
Construction	8,750,000		8,750,000	3,350,000						12,100,000
Consulting	500,000	735,784	(235,784)	300,000						800,000
Contingency	2,000,000		2,000,000	2,000,000						4,000,000
Total	13,350,000	1,276,242	12,073,758	4,550,000						17,900,000

Project Name: 2174100 CSAH 152 - Reconst Osseo Rd fr CSAH 2 (Penn Ave) to 49th Ave	Funding Start: 2019
Major Program: Public Works	Funding Completion: 2023
Department: Transportation Roads & Bridges	

Current Year's CIP Process Summary	Budget To-Date	2023	2024	2025	2026	2027	Future	Total
Department Requested	13,350,000	2,550,000						15,900,000
Administrator Proposed	13,350,000	4,550,000						17,900,000
CBTF Recommended	13,350,000	4,550,000						17,900,000
Board Approved Final	13,350,000	4,550,000						17,900,000

Scheduling Milestones (major phases only):

Activity	Anticipated Timeframe
Planning	2017 - Q2 2019
Design	Q3 2019 - Q1 2022
Bid Advertisement	Q4 2022
Construction	Q2 2023 - Q4 2024
Completion	Q1 2025

Board Resolutions / Supplemental Information:

Project Budget Notes:

- This project was authorized by MnDOT State Aid on 06/29/2022 under SP 027-752-035.
- Appropriated \$2,650,000 in County Bonds that were previously programmed in the Penn Avenue Community Works Capital Project (CP 1001560). These funds are intended to complement CP 2174100 for enhanced streetscape, pedestrian, and safety improvements along Osseo Road (CSAH 152) as recommended by the Penn Avenue Vision and Implementation Framework Plan that was completed in 2016.

Project's Effect on County Priorities and the Operating Budget:

County Priorities: This project will advance county climate action efforts by improving accessibility and enhancing safety for multi-modal transportation. This is especially important as the project is located in an area that includes relatively high percentages of no-vehicle households and people with limited mobility.

Operating Budget: Staff anticipates that this project will have minor impacts to the annual operating costs for the Transportation Department. The removal of approximately 0.97 lane miles and one traffic signal from the county roadway system is estimated to retain \$21,000 annually. Additionally, maintenance responsibilities of the new multi-use trail facilities are anticipated to be assigned to the City of Minneapolis as part of a cooperative agreement.

RESOLUTION 19-0354 (adopted 09/24/2019) authorized:

- Neg of a work authorization under Master Agreement A177657 with AECOM, Inc., for roadway design activities at an amount NTE \$410,000 to be financed with the current Project Budget for CP 2174100.
- Current and future budget authority for the county's Osseo Road Bridge Rehabilitation Project to rehabilitate Bridge # 27152 along Osseo Road (CSAH 152) over the Canadian Pacific (CP) Railroad (previously Capital Project 2176500) has been transferred to this larger reconstruction project.

Changes from Prior CIP:

- Project Budget increased by \$3.4 million from \$14.5 million to \$17.9 million based on a revised Engineer's Estimate to be financed with \$0.2 million in Federal, \$3.5 million in State Aid Regular, and \$0.6 million from the Metropolitan Council; preserving \$0.9 million in County Bonds
- Consulting activities increased by \$0.3 million from \$0.5 million to \$0.8 million
- Right of way activities decreased by \$1.1 million from \$2.1 million to \$1.0 million
- Construction activities increased by \$3.3 million from \$8.8 million to \$12.1 million
- Contingency increased by \$0.9 million from \$3.1 million to \$4.0 million

RESOLUTION 22-0414 (adopted 11/01/2022) authorized:

- Negotiation of Agmt PW 29-20-22 with the City of Minneapolis for an estimated receivable of \$1,856,140 (\$1,514,022 capital, \$342,118 operating).
- Negotiation of Agmt PW 30-23-22 with the Minneapolis Park and Recreation Board for maintenance responsibilities of trees and tree planting costs at an estimated cost of \$80,000 (\$26,400 county, \$53,600 City of Minneapolis).
- Negotiation of Agmt PW 31-67-22 with the Metropolitan Council for an estimated receivable of \$517,048 (\$473,961 capital, \$43,087 operating).
- Negotiation of Agmt PW 32-85-22 with the Soo Line Railroad Company at an estimated county cost of \$750,000.

Last Year's CIP Process Summary	Budget To-Date	2022	2023	2024	2025	2026	Future	Total
Department Requested	2,650,000	10,700,000	1,100,000					14,450,000
Administrator Proposed	2,650,000	10,700,000	1,100,000					14,450,000
CBTF Recommended	2,650,000	10,700,000	1,100,000					14,450,000
Board Approved Final	2,650,000	10,700,000	1,100,000					14,450,000

Project Name: 2176400 CSAH 152 - Replace Bridge #91333 over Bassett Creek
Major Program: Public Works
Department: Transportation Roads & Bridges

Funding Start: 2021
Funding Completion: 2025

Summary:

Replace Bridge #91333 along Washington Avenue N (CSAH 152) over Bassett Creek in the City of Minneapolis.

Purpose & Description:

The existing structure (built in 1923) consists of a concrete masonry arch design that is entirely buried underneath Washington Avenue N (CSAH 152). It is classified as structurally deficient based on the condition of its primary structural elements. The nearly 100-year-old structure is experiencing advanced deterioration along its walls and arch, especially near the waterline. In addition, there is evidence of spalling in between the masonry blocks. This structure is nearing the end of its useful life; therefore, a capital project is being recommended as routine maintenance activities are no longer cost effective.

At this time, the specific type of improvement has not yet been identified. County staff will explore potential options to preserve the existing structure, versus a full replacement, as part of the project development process. This alternative may be preferred as it would minimize disruptions to the travelling public.

The structure is located in the active North Loop Neighborhood of Minneapolis, where Washington Avenue N (CSAH 152) serves as critical connection to Downtown Minneapolis. This area is experiencing rapid re-development that includes a mix of residential, commercial, and business uses. Therefore, it's critical to preserve the condition of this structure to ensure mobility for people using walking, using transit, biking, and driving along the corridor.



REVENUE	Budget To-Date	12/31/22 Act & Enc	Balance	2023	2024	2025	2026	2027	Future	Total
Bonds - GO Roads				2,000,000	400,000					2,400,000
Mn/DOT State Aid - Regular	290,000		290,000	360,000	200,000	1,300,000				2,150,000
Total	290,000		290,000	2,360,000	600,000	1,300,000				4,550,000

EXPENSE	Budget To-Date	12/31/22 Act & Enc	Balance	2023	2024	2025	2026	2027	Future	Total
Right of Way	40,000		40,000	60,000						100,000
Construction				2,000,000		1,000,000				3,000,000
Consulting	250,000		250,000	200,000	200,000	100,000				750,000
Contingency				100,000	400,000	200,000				700,000
Total	290,000		290,000	2,360,000	600,000	1,300,000				4,550,000

Project Name: 2176400 CSAH 152 - Replace Bridge #91333 over Bassett Creek	Funding Start: 2021
Major Program: Public Works	Funding Completion: 2025
Department: Transportation Roads & Bridges	

Current Year's CIP Process Summary	Budget To-Date	2023	2024	2025	2026	2027	Future	Total
Department Requested	290,000	360,000	2,600,000	1,300,000				4,550,000
Administrator Proposed	290,000	2,360,000	600,000	1,300,000				4,550,000
CBTF Recommended	290,000	2,360,000	600,000	1,300,000				4,550,000
Board Approved Final	290,000	2,360,000	600,000	1,300,000				4,550,000

Scheduling Milestones (major phases only):

Activity	Anticipated Timeframe
Planning	2020 - 2021
Design	Q1 2022 - Q4 2023
Bid Advertisement	Q1 2024
Construction	Q2 2024 - Q3 2024
Completion	Q2 2025

Board Resolutions / Supplemental Information:

Project's Effect on County Priorities and the Operating Budget:

County Priorities: This project will advance county climate action efforts by improving accessibility and enhancing safety for multi-modal transportation by replacing a culvert that is nearing the end of its useful life in an effort to ensure access and mobility for all modes traveling across Bassett Creek. This is especially important as the project is located in an area that includes relatively high percentages of no-vehicle households and people with limited mobility.

Operating Budget: Staff does not anticipate that this project will have impacts to Transportation Department staff or annual operating costs. The proposed project will primarily replace existing bridge assets in-kind.

- Changes from Prior CIP:**
- The request for \$2.0 million in County Bonds was accelerated from PY 2024 to PY 2023.

Last Year's CIP Process Summary	Budget To-Date	2022	2023	2024	2025	2026	Future	Total
Department Requested	50,000	240,000	360,000	3,900,000				4,550,000
Administrator Proposed	50,000	240,000	360,000	3,900,000				4,550,000
CBTF Recommended	50,000	240,000	360,000	3,900,000				4,550,000
Board Approved Final	50,000	240,000	360,000	3,900,000				4,550,000

Project Name: 2220200 CSAH 152 - Reconstruct Cedar Ave fr Lake St to 24th St
Major Program: Public Works
Department: Transportation Roads & Bridges

Funding Start: 2023
Funding Completion: 2026

Summary:

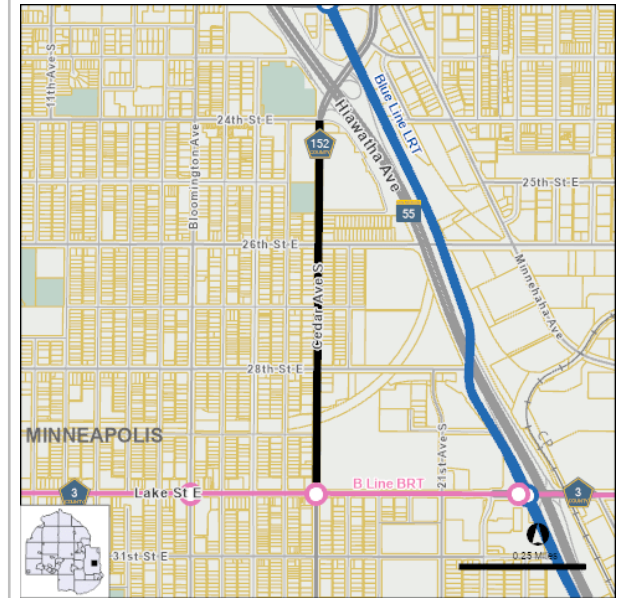
Reconstruct Cedar Avenue (CSAH 152) from 150' north of Lake Street (CSAH 3) to 24th Street in Minneapolis

Purpose & Description:

The existing roadway (last reconstructed in the 1960s) is nearing the end of its useful life and warrants replacement. Routine maintenance activities (such as overlays and crackseals) are no longer cost effective in preserving assets. The current roadway consists of a two-lane undivided configuration with parking, but no turn lanes. Although sidewalk facilities are provided along both sides of the roadway, the lack of traffic calming design strategies along Cedar Avenue (CSAH 152) creates an uncomfortable crossing experience for people walking. This roadway provides key first mile/last mile transit connections, east/west enhanced bikeway connections, and important community services.

The proposed project will include new pavement, curb, storm water utilities, sidewalk facilities, ADA accommodations, and traffic signals. It is anticipated that complete streets design strategies (such as raised medians, curb extensions, and streetscaping) will be introduced to not only improve the crossing experiences for people walking, but also to manage vehicle speeds.

This project presents a number of opportunities to coordinate with planned improvements in the area. First, the Minneapolis Park and Recreation Board is planning improvements at Cedar Field Park that will generate crossing activity of Cedar Avenue (CSAH 152). Second, the City of Minneapolis is leading the Phillips Neighborhood Traffic Safety Project to promote traffic calming along nearby streets, as well as the Little Earth Transportation Study to identify opportunities to improve safety, comfort, and placemaking in the area bounded by 18th Avenue, 26th Street, Ogema Place, and 24th Street. Lastly, Metro Transit has identified Route 22, which operates along Cedar Avenue (CSAH 152) as a suitable corridor for arterial bus rapid transit (BRT) service as part of its Network Next study.



REVENUE	Budget To-Date	12/31/22 Act & Enc	Balance	2023	2024	2025	2026	2027	Future	Total
Property Tax							100,000			100,000
Federal - Other - Roads							5,536,000			5,536,000
Mn/DOT State Aid - Regular				290,000	490,000	506,000	1,872,000			3,158,000
Minneapolis				70,000	270,000	354,000	492,000			1,186,000
Total				360,000	760,000	860,000	8,000,000			9,980,000

EXPENSE	Budget To-Date	12/31/22 Act & Enc	Balance	2023	2024	2025	2026	2027	Future	Total
Right of Way					400,000	610,000				1,010,000
Construction							5,760,000			5,760,000
Consulting				360,000	360,000	180,000	580,000			1,480,000
Contingency						70,000	1,660,000			1,730,000
Total				360,000	760,000	860,000	8,000,000			9,980,000

Project Name: 2220200 CSAH 152 - Reconstruct Cedar Ave fr Lake St to 24th St	Funding Start: 2023
Major Program: Public Works	Funding Completion: 2026
Department: Transportation Roads & Bridges	

Current Year's CIP Process Summary	Budget To-Date	2023	2024	2025	2026	2027	Future	Total
Department Requested		360,000	760,000	860,000	8,000,000			9,980,000
Administrator Proposed		360,000	760,000	860,000	8,000,000			9,980,000
CBTF Recommended		360,000	760,000	860,000	8,000,000			9,980,000
Board Approved Final		360,000	760,000	860,000	8,000,000			9,980,000

Scheduling Milestones (major phases only):

Activity	Anticipated Timeframe
Planning	Q1 2022 - Q2 2023
Design	Q3 2024 - Q4 2025
Bid Advertisement	Q1 2026
Construction	Q2 2026 - Q4 2027
Completion	Q1 2028

Board Resolutions / Supplemental Information:

Project's Effect on County Priorities and the Operating Budget:

County Priorities: This project will advance county climate action efforts by improving accessibility and enhancing safety for multi-modal transportation facilities and connections. This is especially important as the project is located in an area that includes high percentages of no-vehicle households, people with limited mobility, and people with low income.

Operating Budget: Additional planning and design work is required to determine the project's anticipated impact to Transportation Department staff or annual operating costs.

- Changes from Prior CIP:**
- This is a new project request by Transportation Project Delivery for the 2023-2027 Transportation CIP to reconstruct Cedar Avenue (CSAH 152) from 150' North of Lake Street (CSAH 3) to 24th Street in the City of Minneapolis

Last Year's CIP Process Summary	Budget To-Date	2022	2023	2024	2025	2026	Future	Total
Department Requested								
Administrator Proposed								
CBTF Recommended								
Board Approved Final								

Project Name: 2140900 CSAH 153 - Reconst Lowry Ave fr Washington St NE to Johnson
Major Program: Public Works
Department: Transportation Roads & Bridges

Funding Start: 2014
Funding Completion: 2025

Summary:

Reconstruct Lowry Avenue NE (CSAH 153) from Washington Street NE to Johnson Street NE in the City of Minneapolis.

Purpose & Description:

The existing roadway (last reconstructed in 1968) is nearing the end of its useful life and warrants replacement. The pavement currently extends over the gutter pan, reducing the safety and drainage benefits provided by the curb. Furthermore, the sidewalk facilities are located immediately adjacent to the roadway, include various obstructions within the walking route (such as fire hydrants, utility poles, and signs), and include many pedestrian ramps that do not meet current ADA design standards. These sidewalk characteristics result in poor accommodations for people walking, especially those with limited mobility.

Housing and Economic Development completed the Lowry Avenue NE Framework Plan in 2015 that identified corridor needs in terms of mobility and development potential. There were two main themes that ensued from the study. First, the opportunity to create a more pedestrian friendly environment, and second, to make significant improvements at both the University Avenue NE (TH 47) and Central Avenue NE (TH 65) intersections.

The proposed project will include new pavement, curb, storm water utilities, sidewalk, ADA accommodations, and traffic signals. It is anticipated that a boulevard area will be introduced to accomplish the following: provide space for streetscaping elements, separate people walking from people driving, and provide adequate space for signs and snow storage. Staff is currently analyzing various roadway configurations to determine the recommended environment to accommodate users. Additionally, this project would make improvements to the Central Avenue NE (TH 65) intersection, which was identified as a top priority from the Lowry Avenue NE Framework Plan.

At this time, Housing and Economic Development is currently working with the City of Minneapolis to complete land acquisition activities at the Lowry Avenue NE/Central Avenue NE (TH 65) intersection in anticipation of this reconstruction project.

Federal funding was awarded for this project in 2018 through the Regional Solicitation.



REVENUE	Budget To-Date	12/31/22 Act & Enc	Balance	2023	2024	2025	2026	2027	Future	Total
Bonds - GO Roads	1,030,000		1,030,000		1,500,000	1,800,000				4,330,000
Federal - Other - Roads					7,000,000					7,000,000
Mn/DOT State Aid - Regular	1,400,000		1,400,000		1,300,000	2,200,000				4,900,000
Minneapolis	800,000		800,000		400,000	1,000,000				2,200,000
Total	3,230,000		3,230,000		10,200,000	5,000,000				18,430,000
EXPENSE	Budget To-Date	12/31/22 Act & Enc	Balance	2023	2024	2025	2026	2027	Future	Total
Right of Way	1,200,000	1,260	1,198,740							1,200,000
Construction					8,000,000	4,000,000				12,000,000
Consulting	600,000	837,708	(237,708)		1,200,000					1,800,000
Contingency	1,430,000		1,430,000		1,000,000	1,000,000				3,430,000
Total	3,230,000	838,968	2,391,032		10,200,000	5,000,000				18,430,000

Project Name: 2140900 CSAH 153 - Reconst Lowry Ave fr Washington St NE to Johnson	Funding Start: 2014
Major Program: Public Works	Funding Completion: 2025
Department: Transportation Roads & Bridges	

Current Year's CIP Process Summary	Budget To-Date	2023	2024	2025	2026	2027	Future	Total
Department Requested	3,230,000		10,200,000	5,000,000				18,430,000
Administrator Proposed	3,230,000		10,200,000	5,000,000				18,430,000
CBTF Recommended	3,230,000		10,200,000	5,000,000				18,430,000
Board Approved Final	3,230,000		10,200,000	5,000,000				18,430,000

Scheduling Milestones (major phases only):

Activity	Anticipated Timeframe
Planning	2014 - 2019
Design	Q1 2020 - Q4 2023
Bid Advertisement	Q1 2024
Construction	Q2 2024 - Q4 2025
Completion	Q2 2026

Project's Effect on County Priorities and the Operating Budget:

County Priorities: This project will advance county climate action efforts by improving accessibility and enhancing safety for multi-modal transportation. This is especially important as the project is located in an area that includes high percentages of no-vehicle households and people with limited mobility.

Operating Budget: Staff does not anticipate that this project will have significant impacts to Transportation Department staff or annual operating costs. The financial impact resulting from the reduction of 0.22 lane miles and the addition of approximately one mile of bike facilities is expected to cost approximately \$10,400 in maintenance costs annually.

Changes from Prior CIP:

- Construction activities rescheduled from Program Year 2023 to Program Year 2024

Board Resolutions / Supplemental Information:

Project Budget Notes:

- This project must be authorized by June 30, 2023 to avoid jeopardizing federal funds.
- This project is Phase 1 (of 2) of capital improvements recommended for the Lowry Avenue NE corridor and is related to Capital Project 2140800.
- Appropriated \$2,030,000 in county bonds that were previously programmed in the Lowry Avenue NE Community Works Capital Project (CP 1001648). These funds are intended to complement CP 2140900 for bicycle, pedestrian, and drainage improvements to better accommodate future development opportunities along Lowry Avenue NE (CSAH 153) as recommended by the Lowry Avenue NE Corridor Plan and Implementation Framework that was completed in 2015.

Last Year's CIP Process Summary	Budget To-Date	2022	2023	2024	2025	2026	Future	Total
Department Requested	1,430,000	1,800,000	10,200,000	5,000,000				18,430,000
Administrator Proposed	1,430,000	1,800,000	10,200,000	5,000,000				18,430,000
CBTF Recommended	1,430,000	1,800,000	10,200,000	5,000,000				18,430,000
Board Approved Final	1,430,000	1,800,000	10,200,000	5,000,000				18,430,000

Project Name: 2180300 CSAH 153 - Lowry Ave Bikeway fr 3rd St N to 2nd St N
Major Program: Public Works
Department: Transportation Roads & Bridges

Funding Start: 2017
Funding Completion: 2018

Summary:

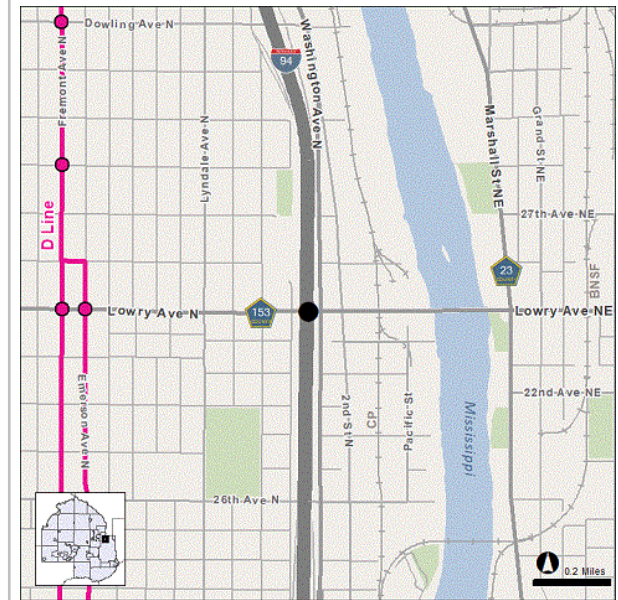
Multimodal improvements along Lowry Avenue N (CSAH 153) from 2nd Street N to 3rd Street N in the City of Minneapolis.

Purpose & Description:

This section of Lowry Avenue N (CSAH 153) is currently a four-lane undivided roadway with sidewalk facilities provided on both sides, however, no dedicated facilities for people biking currently exist. This segment of Lowry Avenue (CSAH 153) is recognized in Hennepin County's 2040 Bicycle Transportation Plan as a bike gap since the nearby segments to both the west and east include dedicated bikeway facilities that were introduced as part of recent capital projects. Due to the surrounding topography that includes relatively steep slopes, it's desirable to provide separation among transportation modes since each user group is likely travelling at vastly different speeds along Lowry Avenue N (CSAH 153) near the I-94 Bridge.

Housing and Economic Development completed the Lowry Avenue Corridor Plan in 2002. This plan guided design elements included in the reconstruction of Lowry Avenue N from Theodore Wirth Parkway to 3rd Street N that was completed in two phases in the mid-2000s. Capital improvements were intentionally terminated at 3rd Street N as the existing I-94 Bridge would require replacement to accommodate the desired roadway configuration given the limited width available on the bridge. This project presents an opportunity to address this barrier for people biking and promote connections between North and Northeast Minneapolis.

The proposed project will introduce accommodations for people biking along Lowry Avenue N (CSAH 153). Further evaluation is needed to determine the appropriate design for facilities (on-road versus off-road), since there is limited right of way available. Staff anticipates the following elements will be included with the project: catch basin upgrades, signing modifications, traffic signal revisions, and ADA upgrades. Upon completion, this project will connect people biking from North Minneapolis to Northeast Minneapolis via the Lowry Avenue Bridge over the Mississippi River.



REVENUE	Budget To-Date	12/31/22 Act & Enc	Balance	2023	2024	2025	2026	2027	Future	Total
Property Tax	500,000	500,000								500,000
Total	500,000	500,000								500,000
EXPENSE	Budget To-Date	12/31/22 Act & Enc	Balance	2023	2024	2025	2026	2027	Future	Total
Right of Way	100,000		100,000							100,000
Construction	300,000		300,000							300,000
Consulting	100,000		100,000							100,000
Total	500,000		500,000							500,000

Project Name: 2180300 CSAH 153 - Lowry Ave Bikeway fr 3rd St N to 2nd St N	Funding Start: 2017
Major Program: Public Works	Funding Completion: 2018
Department: Transportation Roads & Bridges	

Current Year's CIP Process Summary	Budget To-Date	2023	2024	2025	2026	2027	Future	Total
Department Requested	500,000							500,000
Administrator Proposed	500,000							500,000
CBTF Recommended	500,000							500,000
Board Approved Final	500,000							500,000

Scheduling Milestones (major phases only):

Activity	Anticipated Timeframe
Planning	2017 - 2019
Design	Q1 2020 - TBD
Bid Advertisement	TBD
Construction	TBD
Completion	TBD

Board Resolutions / Supplemental Information:

Project Budget Notes:

The Lowry Avenue Corridor Community Works Capital Project (CP 0031588) has financed significant investments for the Lowry Avenue North corridor since the 2000s. Remaining funds within that project were reserved to provide an interim solution for people biking at the I-94 Bridge. Since Transportation Project Delivery is responsible for leading design and construction administration activities for the county's roads and bridges, a 2-million series Capital Project Number (2180300) was assigned to this Capital Project for administrative purposes.

Project's Effect on County Priorities and the Operating Budget:

County Priorities: This project will advance county climate action efforts by improving accessibility and enhancing safety for multi-modal transportation. This is especially important as the project is located in an area that includes high percentages of no-vehicle households, people with limited mobility, and people with low income.

Operating Budget: Additional planning and design work is required to determine the project's anticipated impact to Transportation Department staff or annual operating costs.

RESOLUTION 17-0258 (adopted on 07/18/2017) approved:

- Introduction of CP 1005238 (Lowry Corridor Bike Infrastructure) as a project in the 2017 Capital Budget with a Project Budget of \$500,000.
- Transfer of \$500,000 in Property Tax from CP 0031588 to CP 1005238.

Changes from Prior CIP:

- No changes to the overall Project Budget since the 2022-2026 Transportation CIP

Last Year's CIP Process Summary	Budget To-Date	2022	2023	2024	2025	2026	Future	Total
Department Requested	500,000							500,000
Administrator Proposed	500,000							500,000
CBTF Recommended	500,000							500,000
Board Approved Final	500,000							500,000

Project Name: 2140800 CSAH 153 - Reconst Lowry Ave fr Marshall St to Washington
Major Program: Public Works
Department: Transportation Roads & Bridges

Funding Start: 2022
Funding Completion: 2025

Summary:

Reconstruct Lowry Avenue NE (CSAH 153) from Marshall Street NE (CSAH 23) to Washington Street NE in the City of Minneapolis.

Purpose & Description:

The existing roadway (last reconstructed in 1962) is nearing the end of its useful life and warrants replacement. Routine maintenance activities are no longer cost effective in preserving assets. The roadway was originally constructed as concrete pavement that has since received bituminous overlays on its concrete surface. These conditions are undesirable as they result in premature cracking in the pavement surface at pre-existing joints, creating an unpleasurable experience for people rolling, biking, and driving. Also, the sidewalk facilities are located immediately adjacent to the roadway, include various obstructions within the walking route, and include many pedestrian ramps that do not satisfy current ADA design standards. Furthermore, there is an existing Burlington Northern Santa Fe (BNSF) Railroad bridge that extends over Lowry Avenue NE (CSAH 153) near 7th Street NE. The bridge structure presents a constrained environment as it only provides adequate space underneath for one vehicle lane in each direction, resulting in an undesirable convergence of vehicle lanes.

Housing and Economic Development completed the Lowry Avenue NE Framework Plan in 2015 that identified corridor needs in terms of mobility and development potential. Two main themes ensued from the study. First, the opportunity to create a more pedestrian friendly environment; and second, to make improvements at the University Avenue NE (TH 47) and Central Avenue NE (TH 65) intersections.

The proposed project will include new pavement, curb, storm water utilities, sidewalk facilities, ADA accommodations, and traffic signals. It is anticipated that a boulevard will be constructed to provide space for streetscaping elements, separate people walking from people driving, and provide space for signs and snow storage. Staff is currently analyzing various roadway configurations to determine the recommended environment to accommodate the competing needs for space. Additionally, this project would include improvements to the University Avenue (TH 47) intersection, which was identified as a priority from the Lowry Avenue NE Framework Plan.

Federal funding was awarded for this project in 2020 through the Regional Solicitation.



REVENUE	Budget To-Date	12/31/22 Act & Enc	Balance	2023	2024	2025	2026	2027	Future	Total
Property Tax						200,000				200,000
Bonds - GO Roads						1,640,000				1,640,000
Federal - Other - Roads						7,000,000				7,000,000
Mn/DOT State Aid - Regular	300,000		300,000	860,000	1,750,000	1,600,000				4,510,000
Minneapolis				340,000	800,000	860,000				2,000,000
Total	300,000		300,000	1,200,000	2,550,000	11,300,000				15,350,000

EXPENSE	Budget To-Date	12/31/22 Act & Enc	Balance	2023	2024	2025	2026	2027	Future	Total
Right of Way				600,000	1,400,000					2,000,000
Construction						9,000,000				9,000,000
Consulting	300,000	281,884	18,116	400,000	650,000					1,350,000
Contingency				200,000	500,000	2,300,000				3,000,000
Total	300,000	281,884	18,116	1,200,000	2,550,000	11,300,000				15,350,000

Project Name: 2140800 CSAH 153 - Reconst Lowry Ave fr Marshall St to Washington	Funding Start: 2022
Major Program: Public Works	Funding Completion: 2025
Department: Transportation Roads & Bridges	

Current Year's CIP Process Summary	Budget To-Date	2023	2024	2025	2026	2027	Future	Total
Department Requested	300,000	1,200,000	2,550,000	11,300,000				15,350,000
Administrator Proposed	300,000	1,200,000	2,550,000	11,300,000				15,350,000
CBTF Recommended	300,000	1,200,000	2,550,000	11,300,000				15,350,000
Board Approved Final	300,000	1,200,000	2,550,000	11,300,000				15,350,000

Scheduling Milestones (major phases only):

Activity	Anticipated Timeframe
Planning	2014 - 2021
Design	Q1 2022 - 2024
Bid Advertisement	Q1 2025
Construction	Q2 2025 - Q4 2026
Completion	Q2 2027

Project's Effect on County Priorities and the Operating Budget:

County Priorities: This project will advance county climate action efforts by improving accessibility and enhancing safety for multi-modal transportation. This is especially important as the project is located in an area that includes high percentages of no-vehicle households, people with limited mobility, and people with low income.

Operating Budget: Staff does not anticipate that this project will have significant impacts to Transportation Department staff or annual operating costs. The financial impact resulting from the reduction of 0.1 lane miles and removal of one traffic signal will retain approximately \$6,900 in maintenance costs annually.

Changes from Prior CIP:

- No changes to the overall Project Budget since the 2022-2026 Transportation CIP

Board Resolutions / Supplemental Information:

Project Budget Notes:

- This project must be authorized by June 30, 2025 to avoid jeopardizing federal funds.
- This project is Phase 2 (or 2) of capital improvements recommended for the Lowry Avenue NE corridor and is related to Capital Project 2140900.
- Appropriated \$2,650,000 in county bonds that were previously programmed in the Lowry Avenue NE Community Works Capital Project (CP 1001648). These funds are intended to complement CP 2140800 for bicycle, pedestrian, and drainage improvements to better accommodate future development opportunities along Lowry Avenue NE (CSAH 153) as recommended by the Lowry Avenue NE Corridor Plan and Implementation Framework that was completed in 2015.

Last Year's CIP Process Summary	Budget To-Date	2022	2023	2024	2025	2026	Future	Total
Department Requested		300,000	1,200,000	2,550,000	11,300,000			15,350,000
Administrator Proposed		300,000	1,200,000	2,550,000	11,300,000			15,350,000
CBTF Recommended		300,000	1,200,000	2,550,000	11,300,000			15,350,000
Board Approved Final		300,000	1,200,000	2,550,000	11,300,000			15,350,000

Project Name: 2176600 CSAH 158 - Replace Bridge #4510 over CP Rail
Major Program: Public Works
Department: Transportation Roads & Bridges

Funding Start: 2020
Funding Completion: 2023

Summary:

Replace Bridge #4510 along Vernon Avenue (CSAH 158) over the Canadian Pacific (CP) Railroad in the City of Edina.

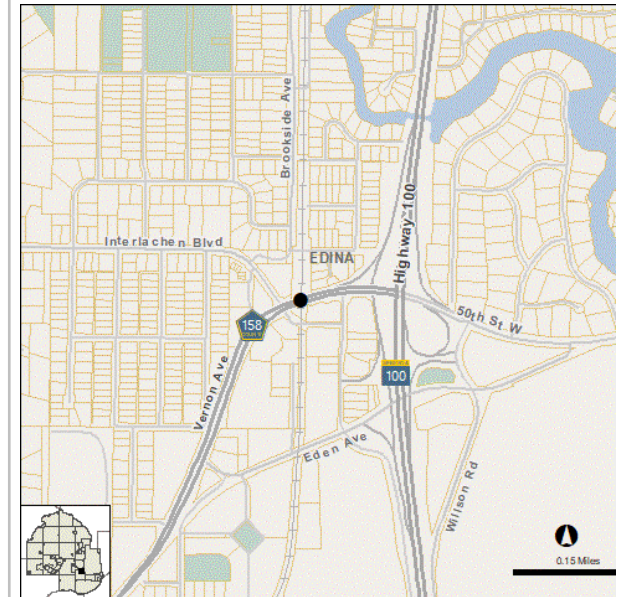
Purpose & Description:

The existing bridge (built in 1927) is classified as structurally deficient based on the condition of its primary structural elements. The current design consists of a three-span concrete slab that crosses the CP Railroad. The concrete slab is exhibiting cracking and spalling, causing deterioration of the steel reinforcement. Weight restrictions were introduced in 2014, based on the results of a routine inspection, which prohibit certain types of commercial vehicles. Additionally, the existing roadway environment on the bridge deck lacks dedicated accommodations for people walking and biking, creating a feeling of discomfort for multimodal users. This bridge serves as a critical link between Edina and Minneapolis, with nearby access to TH 100 from Vernon Avenue (CSAH 158). If this bridge is not replaced, the structure will continue to deteriorate, and the current weight restrictions will likely require modification.

In 2015, the City of Edina completed the Grandview District Transportation Study that recommended near-term and long-term improvements for the area surrounding Vernon Avenue (CSAH 158) near TH 100. The county's project presents an opportunity to complement future improvements at Vernon Avenue (CSAH 158) and TH 100.

It is anticipated that the new bridge will include a design that not only achieves a 75-year service life, but one that also improves both safety and mobility for all users. This project presents an opportunity to revise the nearby intersections at Interlachen Boulevard and the TH 100 Southbound Ramps given their close proximity to the bridge. The feasibility of the following intersection design strategies will be explored as part of the project development process: dedicated turn lanes, ADA upgrades, boulevard space, and channelized turn island removal. It should be noted that the existing project area includes various constraints, which will likely impact the final design selected.

Federal funding was awarded for this project in 2018 through the Regional Solicitation.



REVENUE	Budget To-Date	12/31/22 Act & Enc	Balance	2023	2024	2025	2026	2027	Future	Total
Bonds - GO Roads				3,800,000						3,800,000
Federal - Other - Roads				7,000,000						7,000,000
Mn/DOT State Aid - Regular	3,800,000	1,000,000	2,800,000	140,000						3,940,000
State - Other - Roads				300,000						300,000
Edina				1,660,000						1,660,000
Total	3,800,000	1,000,000	2,800,000	12,900,000						16,700,000
EXPENSE	Budget To-Date	12/31/22 Act & Enc	Balance	2023	2024	2025	2026	2027	Future	Total
Right of Way	2,000,000	249,276	1,750,724	(1,000,000)						1,000,000
Construction				10,800,000						10,800,000
Consulting	1,300,000	1,724,408	(424,408)	500,000						1,800,000
Contingency	500,000		500,000	2,600,000						3,100,000
Total	3,800,000	1,973,684	1,826,316	12,900,000						16,700,000

Project Name: 2176600 CSAH 158 - Replace Bridge #4510 over CP Rail	Funding Start: 2020
Major Program: Public Works	Funding Completion: 2023
Department: Transportation Roads & Bridges	

Current Year's CIP Process Summary	Budget To-Date	2023	2024	2025	2026	2027	Future	Total
Department Requested	3,800,000	12,900,000						16,700,000
Administrator Proposed	3,800,000	12,900,000						16,700,000
CBTF Recommended	3,800,000	12,900,000						16,700,000
Board Approved Final	3,800,000	12,900,000						16,700,000

Scheduling Milestones (major phases only):

Activity	Anticipated Timeframe
Planning	2018 - 2019
Design	Q1 2020 - Q2 2023
Bid Advertisement	Q3 2023
Construction	Q3 2023 - Q4 2024
Completion	Q2 2025

Project's Effect on County Priorities and the Operating Budget:

County Priorities: This project will advance county climate action efforts by improving accessibility for multi-modal transportation facilities. This project will replace a bridge that is nearing the end of its useful life in an effort to ensure safety and mobility for all modes.

Operating Budget: Staff does not anticipate that this project will have impacts to Transportation Department staff or annual operating costs. The proposed project will primarily replace existing bridge assets in-kind. Additionally, maintenance responsibilities of the new multi-use trail facility are anticipated to be assigned to the City of Edina as part of a cooperative agreement.

- Changes from Prior CIP:**
- Project budget increased by \$0.9 million from \$15.8 million to \$16.7 million to be financed with \$0.1 million in State Aid Regular, \$0.3 million from MnDOT, and \$1.7 million from the City of Edina; preserving \$1.2 million in County Bonds
 - Consulting activities increased by \$0.5 million from \$1.3 million to \$1.8 million
 - Right of way activities decreased by \$1.0 million from \$2.0 million to \$1.0 million
 - Construction activities increased by \$0.8 million from \$10.0 million to \$10.8 million
 - Contingency increased by \$0.6 million from \$2.5 million to \$3.1 million

Board Resolutions / Supplemental Information:

Project Budget Notes:

- This project must be authorized by June 30, 2023 to avoid jeopardizing federal funds.

RESOLUTION 20-0082 (adopted on 03/10/2020) authorized:

- Neg of a work authorization under Master Agmt A178136 with TKDA, Inc. at a NTE amount of \$600,000 for preliminary design engineering services as they relate to CP 2176600 to be financed with State Aid Regular available within the current Project Budget

RESOLUTION 21-0330 (adopted on 9/7/2021)

- Neg of authorization under Master Agmt PR00002802 with TKDA, Inc. at a NTE amount of \$1,100,000 to provide final design engineering services as they relate to CP 2176600 to be financed with State Aid Regular within the current Project Budget.

Last Year's CIP Process Summary	Budget To-Date	2022	2023	2024	2025	2026	Future	Total
Department Requested	2,500,000	1,300,000	11,000,000	1,000,000				15,800,000
Administrator Proposed	2,500,000	1,300,000	11,000,000	1,000,000				15,800,000
CBTF Recommended	2,500,000	1,300,000	11,000,000	1,000,000				15,800,000
Board Approved Final	2,500,000	1,300,000	11,000,000	1,000,000				15,800,000

Project Name: 2164400 Advanced Traffic Management System (ATMS)
Major Program: Public Works
Department: Transportation Roads & Bridges

Funding Start: 2017
Funding Completion: 2020

Summary:

Replace 25-year-old traffic management equipment and communications, that's no longer supported by the industry, with current traffic signal technology and fiber optic communication. These improvements will maximize available capacity of the existing county transportation system and improve operations and customer service while strategically increasing the reach of the county's fiber optic network.

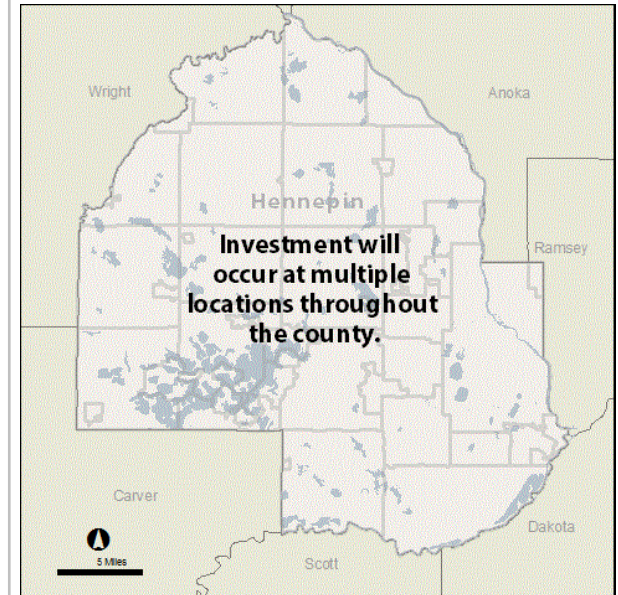
Purpose & Description:

Over 900 traffic signals along county roadways are operated and maintained by city, county, and state agencies as outlined in various agreements. These shared responsibilities leverage available resources and expertise to effectively operate and maintain traffic signals along the county's transportation system. The communication of traffic signal systems (talking to one another) is critical in providing safe, efficient, and reliable transportation. The focus of Advanced Transportation Management System (ATMS) funding is to introduce current technology to 447 of the traffic signals that Hennepin County maintains and operates with internal staff. To date, connections to 368 traffic signals have been completed.

Typical components of ATMS projects include high speed fiber optic communications, transportation management cameras, traffic signal controller and cabinet updates, wireless modem communication, ITS initiatives, system performance measures, testing, and training. The ATMS technology provides efficient coordination of traffic information across jurisdictional boundaries to improve travel time reliability along the county's vast transportation network.

ATMS will ensure reliable and redundant communications to traffic signal infrastructure via a secured network. This will enable responsive signal timing that adapts to daily variances in traffic activity. Once the initial buildout and implementation of ATMS is completed, strategic updates will continually be introduced to remain current with the latest technologies. This is key to sustaining efficient mobility along the county's transportation system.

The fiber optic routing to provide ATMS is coordinated with County IT and Community Connectivity to further benefit Hennepin County by providing a fiber network that includes redundant pathways for other county business lines to access.



REVENUE	Budget To-Date	12/31/22 Act & Enc	Balance	2023	2024	2025	2026	2027	Future	Total
Bonds - GO Roads	13,992,000	12,802,722	1,189,278							13,992,000
Federal - Other - Roads	3,258,000	3,177,294	80,706							3,258,000
Total	17,250,000	15,980,016	1,269,984							17,250,000
EXPENSE	Budget To-Date	12/31/22 Act & Enc	Balance	2023	2024	2025	2026	2027	Future	Total
Construction	12,390,000	14,503,954	(2,113,954)							12,390,000
Consulting	925,000	117,136	807,864							925,000
Other Costs	3,935,000	1,484,207	2,450,793							3,935,000
Total	17,250,000	16,105,297	1,144,703							17,250,000

Project Name: 2164400 Advanced Traffic Management System (ATMS)	Funding Start: 2017
Major Program: Public Works	Funding Completion: 2020
Department: Transportation Roads & Bridges	

Current Year's CIP Process Summary	Budget To-Date	2023	2024	2025	2026	2027	Future	Total
Department Requested	17,250,000							17,250,000
Administrator Proposed	17,250,000							17,250,000
CBTF Recommended	17,250,000							17,250,000
Board Approved Final	17,250,000							17,250,000

Scheduling Milestones (major phases only):

Activity	Anticipated Timeframe
Planning	2015 - 2016
Design	On-Going
Bid Advertisement	On-Going
Construction	On-Going
Completion	TBD

Project's Effect on County Priorities and the Operating Budget:

County Priorities: This project will advance county climate action and disparity reduction efforts by providing mobility, safety, and connectivity improvements throughout Hennepin County.

Operating Budget: Staff anticipates that the annual cost for fiber optic locating, software licensing fees per intersection, wireless fees, IT equipment service life replacement, video wall support/maintenance fees, video management system, and IT support staff will total approximately \$300,000. In addition, discussions regarding annual network costs are ongoing as the fiber optic network provides benefits to multiple business lines across Hennepin County.

Changes from Prior CIP:

- No changes to the overall Project Budget since the 2022-2026 Transportation CIP

Board Resolutions / Supplemental Information:

Project Budget Notes:

The Advanced Transportation Management System (ATMS) Capital Project 2164400 has been heavily coordinated with IT Community Connectivity Capital Project 1002166 since its initial appropriation in 2017. The two projects together have established a Hennepin County fiber optic backbone of approximately 225 miles with greater than 70% of that network established by the ATMS project. The resulting network currently serves numerous Hennepin County needs across the county's business lines and positions the county well to advance current and future connectivity and the digital divide priorities.

This project remains on budget and is approximately 80% complete with 20% of the project outstanding. The outstanding work, which is spread throughout the system, will fill in gaps to connect remaining un-connected signals and provide the fiber optic network integrity that was intentionally designed into the backbone.

Upcoming priorities:

- 2022: 25-miles of fiber optic communications and associated network equipment
- 2023: 20-miles of fiber optic communication and associated network equipment

RESOLUTION 17-0481 (adopted 11/28/2017) authorized:

The Commissioner of Transportation to serve as the county's fiscal agent in receiving federal funds for CP 2164400. Agmt PW 64-40-17 with MnDOT for the purchase of ATMS Software at an estimated cost of \$125,000 to be financed with \$112,500 in Federal funds and \$12,500 from the Transportation Operations Operating Budget.

RESOLUTION 21-0250 (adopted 7/13/2021) authorized:

Execute Amd 1 to Agmt PW 64-40-17 with MnDOT (State Contract No. 1028610) to increase the cost of CP 2164400 by \$747,291 from \$125,000 to \$872,291
The estimated county cost to complete this project is \$87,229 to be financed through county bonds. The estimated receivable total is \$785,062 in federal funding

Last Year's CIP Process Summary	Budget To-Date	2022	2023	2024	2025	2026	Future	Total
Department Requested	17,250,000							17,250,000
Administrator Proposed	17,250,000							17,250,000
CBTF Recommended	17,250,000							17,250,000
Board Approved Final	17,250,000							17,250,000

Project Name: 2193300 Metro Transit B Line - Additional Scope
Major Program: Public Works
Department: Transportation Roads & Bridges

Funding Start: 2022
Funding Completion: 2024

Summary:

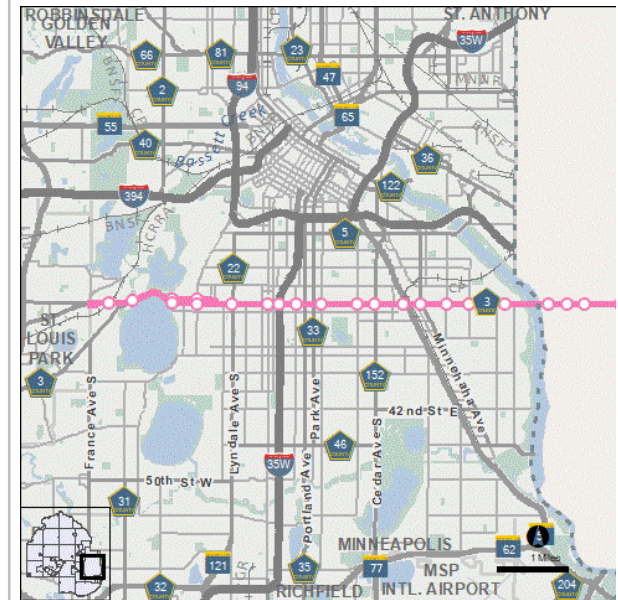
Multimodal improvements at various locations along the proposed B Line Arterial Bus Rapid Transit (ABRT) service in the City of Minneapolis.

Purpose & Description:

Metro Transit is planning to introduce Arterial Bus Rapid Transit (ABRT) service along the existing Route 21 (nicknamed the B Line) to provide faster and more reliable transit service to customers. Service will primarily extend along Lake Street (CSAH 3) and Lagoon Avenue (CSAH 43). In total, the B Line will construct approximately 18 locations along Hennepin County roadways. Each ABRT station will likely include specific features (such as shelters, message boards, and automatic ticket machines) that provide a positive customer experience. Additionally, as part of the B Line ABRT project, pedestrian facilities will be upgraded in quadrants that include an ABRT station (typically in two out of the four quadrants). As a result, a need exists to introduce similar upgrades in the remaining two quadrants to ensure the accessibility and comfort of people walking.

The project provides funding to bring about additional improvements at locations along the proposed B Line service. Specific improvements are anticipated to include ADA upgrades, curb extensions, and/or traffic signal modifications as determined to be feasible. The improvements are key to ensuring that ABRT stations are accessible for all people; especially those with limited mobility. In addition, an overlay is being proposed along Lake Street (CSAH 3) to Lagoon Avenue (CSAH 43) to improve the pavement condition and provide a new surface for pavement markings. This is especially important as the existing lane configurations are being modified to improve safety and mobility; increasing the attractiveness of transit as a transportation option. County staff will participate in the project development process for the overall B Line ABRT project to ensure project success.

It should be noted that these funds are not intended to replace the direct funding responsibilities of other agencies for the overall B Line ABRT project.



REVENUE	Budget To-Date	12/31/22 Act & Enc	Balance	2023	2024	2025	2026	2027	Future	Total
Property Tax	500,000	500,000								500,000
Mn/DOT State Aid - Regular	500,000		500,000	660,000	6,150,000					7,310,000
Minneapolis				240,000	1,540,000					1,780,000
Total	1,000,000	500,000	500,000	900,000	7,690,000					9,590,000

EXPENSE	Budget To-Date	12/31/22 Act & Enc	Balance	2023	2024	2025	2026	2027	Future	Total
Right of Way				200,000						200,000
Construction					5,900,000					5,900,000
Consulting	1,000,000	469,616	530,384	700,000	590,000					2,290,000
Contingency					1,200,000					1,200,000
Total	1,000,000	469,616	530,384	900,000	7,690,000					9,590,000

Project Name: 2193300 Metro Transit B Line - Additional Scope	Funding Start: 2022
Major Program: Public Works	Funding Completion: 2024
Department: Transportation Roads & Bridges	

Current Year's CIP Process Summary	Budget To-Date	2023	2024	2025	2026	2027	Future	Total
Department Requested	1,000,000	900,000	7,690,000					9,590,000
Administrator Proposed	1,000,000	900,000	7,690,000					9,590,000
CBTF Recommended	1,000,000	900,000	7,690,000					9,590,000
Board Approved Final	1,000,000	900,000	7,690,000					9,590,000

Scheduling Milestones (major phases only):

Activity	Anticipated Timeframe
Planning	Q1 2021 - Q1 2022
Design	Q2 2022 - Q1 2023
Bid Advertisement	Q2 2023
Construction	Q3 2023 - Q4 2024
Completion	Q1 2025

Board Resolutions / Supplemental Information:

RESOLUTION 21-0346 (adopted on 12/14/21) authorized:

- CP 2193300 to be identified as a project in the 2022 Capital Budget with a project budget of \$1,000,000 comprised of \$500,000 in state aid regular and \$500,000 from the Transportation Property Tax and Land Sales Suspense Account (0039996).
- The County Administrator to negotiate an agreement with the Metropolitan Council for design engineering on the Metro Transit B Line - Locally Requested Scope between January 1, 2022 and December 31, 2025 in an amount NTE \$1,000,000.

Project's Effect on County Priorities and the Operating Budget:

County Priorities: This project will advance county climate action efforts by improving accessibility and enhancing safety for multi-modal transportation facilities and connections to B Line arterial bus rapid transit (ABRT) stations. This is especially important as the B Line service operates through areas that include relatively high percentages of no-vehicle households, people with limited mobility, and people with low income.

Operating Budget: Staff does not anticipate that this project will have impacts to Transportation Department staff or annual operating costs. The proposed project will primarily replace existing roadside and traffic assets in-kind.

This project includes two subprojects:

- CP 2193301 - Phase 1 from Snelling Avenue to the Mississippi River
- CP 2193302 - Phase 2 from Lake Street (CSAH 25) to 21st Avenue

Changes from Prior CIP:

- Project budget increased by \$8.6 million from \$1.0 million to \$9.6 million to be financed with \$6.8 million in State Aid Regular and \$1.8 million from the City of Minneapolis
- Consulting activities increased by \$1.3 million from \$1.0 million to \$2.3 million
- Right of way activities increased by \$0.2 million from \$0 to \$0.2 million
- Construction activities increased by \$5.9 million from \$0 to \$5.9 million
- Contingencies increased by \$1.2 million from \$0 to \$1.2 million

Last Year's CIP Process Summary	Budget To-Date	2022	2023	2024	2025	2026	Future	Total
Department Requested								
Administrator Proposed								
CBTF Recommended								
Board Approved Final		1,000,000						1,000,000

Project Name: 2191500 Midtown Greenway Bikeway fr Garfield Ave to Harriet Ave
Major Program: Public Works
Department: Transportation Roads & Bridges

Funding Start: 2020
Funding Completion: 2023

Summary:

Multimodal improvements along the Midtown Greenway between Garfield Avenue and Harriet Avenue in the City of Minneapolis.

Purpose & Description:

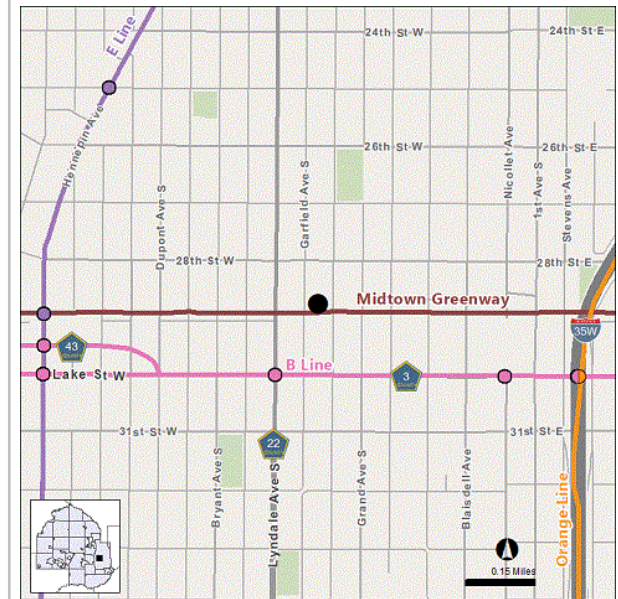
The Midtown Greenway extends approximately 5.5 miles between the West Lake Area and the Mississippi River, providing people walking and biking with a direct east/west route that is separated from vehicle traffic. A number of north/south roadways include a bridge over the Midtown Greenway, presenting no conflict with greenway users. However, access to the greenway from north/south routes is sometimes limited due to the presence of these bridges. A 0.6-mile segment along the Midtown Greenway exists between the access points at Bryant Avenue and Nicollet Avenue, inconveniencing people walking and biking who desire to access the greenway from the surrounding grid network. An unpaved route (commonly referred to as a goat trail) exists in the Soo Line Gardens between Garfield Avenue and Harriet Avenue where users frequently navigate their way to the Midtown Greenway.

In 2016, Housing and Economic Development completed the Midtown Connections Plan that evaluated existing conditions along the greenway, collected feedback from the community, and identified potential improvements in the following areas:

- Connections to the transportation network
- Neighborhood place-making
- Accessibility to key destinations
- Safety for people biking and walking

The proposed project will construct a new ramp access to the Midtown Greenway between Garfield Avenue and Harriet Avenue, supporting the theme of connections to the transportation network. Given the steep terrain, retaining walls may be required to manage the surrounding topography. Additionally, special consideration will be given to the Soo Line Gardens to minimize impacts to this space as it is currently being used by the neighborhood as a community garden. The Midtown Greenway is located just two blocks north of a thriving commercial corridor, known as Lake Street (CSAH 3). Therefore, it's critical to ensure that barriers are minimized along the greenway to attract people walking and biking to this area.

Federal funding was awarded for this project in 2018 through the Regional Solicitation.



REVENUE	Budget To-Date	12/31/22 Act & Enc	Balance	2023	2024	2025	2026	2027	Future	Total
Federal - Other - Roads				1,120,000						1,120,000
Mpls Park & Rec Board				370,000						370,000
Other - Roads	400,000		400,000	110,000						510,000
Total	400,000		400,000	1,600,000						2,000,000

EXPENSE	Budget To-Date	12/31/22 Act & Enc	Balance	2023	2024	2025	2026	2027	Future	Total
Construction				1,400,000						1,400,000
Consulting	300,000		300,000							300,000
Contingency	100,000		100,000	200,000						300,000
Total	400,000		400,000	1,600,000						2,000,000

Project Name: 2191500 Midtown Greenway Bikeway fr Garfield Ave to Harriet Ave	Funding Start: 2020
Major Program: Public Works	Funding Completion: 2023
Department: Transportation Roads & Bridges	

Current Year's CIP Process Summary	Budget To-Date	2023	2024	2025	2026	2027	Future	Total
Department Requested	400,000	1,600,000						2,000,000
Administrator Proposed	400,000	1,600,000						2,000,000
CBTF Recommended	400,000	1,600,000						2,000,000
Board Approved Final	400,000	1,600,000						2,000,000

Scheduling Milestones (major phases only):

Activity	Anticipated Timeframe
Planning	2018 - Q3 2020
Design	Q4 2020 - Q4 2022
Bid Advertisement	Q1 2023
Construction	Q2 2023 - Q3 2023
Completion	Q2 2024

Board Resolutions / Supplemental Information:

Project Budget Notes:

- This project must be authorized by June 30, 2023 to avoid jeopardizing federal funds.
- As part of the Consultant Services Program, a contract was executed with Kimley-Horn & Associates under PO #427939 in the amount of \$142,970 that was funded from the Midtown Community Works Capital Project 0031547. Subsequently, this contract with Kimley-Horn & Associates was amended under PO #476116 that was funded out of the Transportation Project Delivery Operating Budget.
- Other - Roads Revenue includes \$367,030 from Hennepin County Housing and Economic Development. It is anticipated that \$367,030 will be transferred from the Midtown Community Works Capital Project 0031547.

Project's Effect on County Priorities and the Operating Budget:

County Priorities: This project will advance county climate action efforts by improving accessibility and enhancing safety for multi-modal transportation facilities and connections to the Midtown Greenway. This is especially important as the project passes through areas that include relatively high percentages of no-vehicle households, people with limited mobility, and people with low income.

Operating Budget: Staff does not anticipate that this project will have impacts to Transportation Department staff or annual operating costs. Maintenance responsibilities of the new multi-use facility are anticipated to be assigned to other agencies as part of cooperative agreements.

Changes from Prior CIP:

- No changes to the overall Project Budget since the 2022-2026 Transportation CIP

Last Year's CIP Process Summary	Budget To-Date	2022	2023	2024	2025	2026	Future	Total
Department Requested	150,000	250,000	1,600,000					2,000,000
Administrator Proposed	150,000	250,000	1,600,000					2,000,000
CBTF Recommended	150,000	250,000	1,600,000					2,000,000
Board Approved Final	150,000	250,000	1,600,000					2,000,000

Project Name: 2167700 TH 252 / CSAH 109 85th Avenue N interchange
Major Program: Public Works
Department: Transportation Roads & Bridges

Funding Start: 2017
Funding Completion: 2026

Summary:

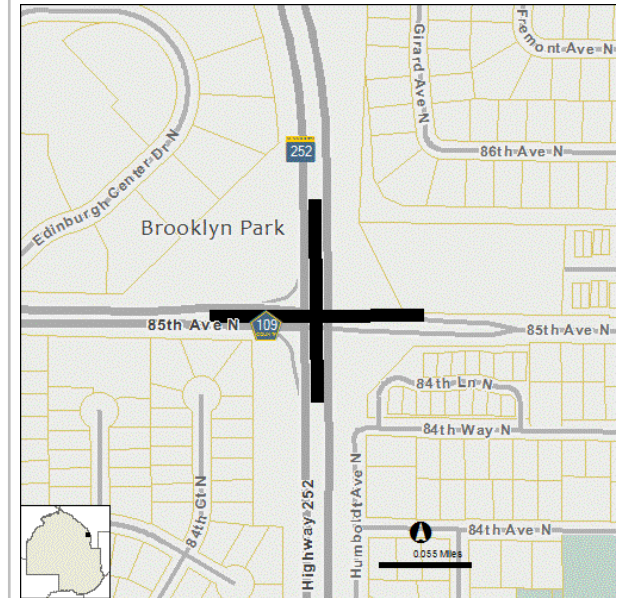
Participate in MnDOT's TH 252 Corridors of Commerce project to construct an interchange at the intersection of 85th Avenue (CSAH 109) and TH 252 in the City of Brooklyn Park.

Purpose & Description:

The TH 252 corridor extends approximately 4.5 miles from I-694 to TH 610 in the Cities of Brooklyn Center and Brooklyn Park. The existing roadway serves over 50,000 vehicles daily and experiences routine crashes and congestion due to the presence of six at-grade intersections along the corridor. Two intersections rank in the Top 10 within the State's crash system based on the total cost of crashes that have occurred. Common crash types associated with the current design are rear-end and right-angle related crashes. The 85th Avenue (CSAH 109)/TH 252 intersection is the sole intersection (of the six) that includes a county roadway.

The City of Brooklyn Center led a corridor study in 2016 that evaluated options to improve safety and mobility along the TH 252 corridor. Since then, MnDOT has started an environmental review to further refine alternatives recommended by the corridor study which includes efforts to complete an Environmental Impact Statement (EIS). Although still underway, the preliminary recommendations from these planning and environmental review efforts suggest that the preferred option includes the conversion of three at-grade intersections to interchanges (66th Avenue, Brookdale Drive, and 85th Avenue), and the closure of the remaining three at-grade intersections (70th Avenue, 73rd Avenue, and Humboldt Avenue). The anticipated conversion to a freeway will provide significant mobility and safety benefits for people driving along and across TH 252; specifically targeting rear-end and right-angle related crashes.

Federal funding was awarded for this project in 2018 through the Regional Solicitation.



REVENUE	Budget To-Date	12/31/22 Act & Enc	Balance	2023	2024	2025	2026	2027	Future	Total
Bonds - GO Roads	6,280,000		6,280,000							6,280,000
Federal - Other - Roads							7,000,000			7,000,000
Mn/DOT Trunk Hwy Fund	8,000,000		8,000,000							8,000,000
Brooklyn Park	5,000,000		5,000,000				1,280,000			6,280,000
Total	19,280,000		19,280,000				8,280,000			27,560,000
EXPENSE	Budget To-Date	12/31/22 Act & Enc	Balance	2023	2024	2025	2026	2027	Future	Total
Right of Way	2,000,000		2,000,000							2,000,000
Construction	15,280,000		15,280,000				8,280,000			23,560,000
Consulting	2,000,000		2,000,000							2,000,000
Total	19,280,000		19,280,000				8,280,000			27,560,000

Project Name: 2167700 TH 252 / CSAH 109 85th Avenue N interchange	Funding Start: 2017
Major Program: Public Works	Funding Completion: 2026
Department: Transportation Roads & Bridges	

Current Year's CIP Process Summary	Budget To-Date	2023	2024	2025	2026	2027	Future	Total
Department Requested	19,280,000				8,280,000			27,560,000
Administrator Proposed	19,280,000				8,280,000			27,560,000
CBTF Recommended	19,280,000				8,280,000			27,560,000
Board Approved Final	19,280,000				8,280,000			27,560,000

Scheduling Milestones (major phases only):

Activity	Anticipated Timeframe
Planning	2017 - 2022
Design	2022 - 2025
Bid Advertisement	Q2 2026
Construction	Q3 2026 - Q4 2026
Completion	2027

Project's Effect on County Priorities and the Operating Budget:

County Priorities: This project will advance county climate action efforts by improving accessibility and enhancing safety for multi-modal transportation facilities. This is especially important as the project is located in an area that includes a relatively high percentages of people with limited mobility.

Operating Budget: Staff does not anticipate that this project will have impacts to Transportation Department staff or annual operating costs. Maintenance responsibilities of the new interchange are anticipated to be assigned to another agency as part of a cooperative agreement.

Changes from Prior CIP:

- No changes to the overall Project Budget since the 2022-2026 Transportation CIP

Board Resolutions / Supplemental Information:

Project Budget Notes:

- This project was approved for a Program Year Extension (from PY 2023 to PY 2026) to provide additional time for development of an Environmental Impact Statement (Transportation Advisory Board Action Item 2021-08).
- This project must be authorized by June 30, 2026 to avoid jeopardizing federal funds.
- This project is directly related to Capital Project 2155600 which provided county cost participation for planning, environmental review, and design efforts along the TH 252 corridor.
- In 2018, \$119,000,000 in Trunk Highway Bonds were awarded through MnDOT's Corridors of Commerce Program. These funds are intended for improvements along TH 252 as recommended by the various planning efforts, with major project elements including: interchange construction, access closures, and MnPASS lanes.
- In 2018, \$7,000,000 in Federal funds were awarded for this project through the Regional Solicitation.

RESOLUTION 16-0338R1 (adopted 12/13/2016) authorized:

- Introduction of CP 2167700 as a project in the 2017 Capital Budget with a Project Budget of \$20,000,000 to be financed with \$7,000,000 in County Bonds, \$8,000,000 from MnDOT, and \$5,000,000 from the City of Brooklyn Park.
- Hennepin County staff to lead interchange design, environmental documentation, R/W acquisition, construction contract award, and construction oversight activities as they relate to CP 2167700.

RESOLUTION 18-0083R1 (adopted 03/13/2018) authorized:

- Neg of various Agmts with MnDOT, Brooklyn Park, and Brooklyn Center identifying each party's responsibilities as they relate to CP 2155600.
- Neg of Amd 1 to Agmt PW 11-66-17 with SRF Consulting for additional consulting services related to CP 2155600 at a revised cost NTE \$3,960,000.
- Amdt to the Project Budget for CP 2155600 with an increase of \$3,560,000 from \$400,000 to \$3,960,000 to be financed with \$720,000 in County Bonds, \$1,940,000 from MnDOT, \$360,000 from Brooklyn Center, and \$540,000 from Brooklyn Park.
- Transfer of \$720,000 in County Bonds from CP 2167700 to CP 2155600.

Last Year's CIP Process Summary	Budget To-Date	2022	2023	2024	2025	2026	Future	Total
Department Requested	19,280,000					8,280,000		27,560,000
Administrator Proposed	19,280,000					8,280,000		27,560,000
CBTF Recommended	19,280,000					8,280,000		27,560,000
Board Approved Final	19,280,000					8,280,000		27,560,000

Project Name: 2190100 Participate in MnDOT's I-494 expansion fr TH 169 to Airport
Major Program: Public Works
Department: Transportation Roads & Bridges

Funding Start: 2023
Funding Completion: 2023

Summary:

Participate in MnDOT's I-494 Corridors of Commerce project from TH 169 to the Minneapolis-St. Paul (MSP) Airport in the Cities of Bloomington, Eden Prairie, Edina, and Richfield

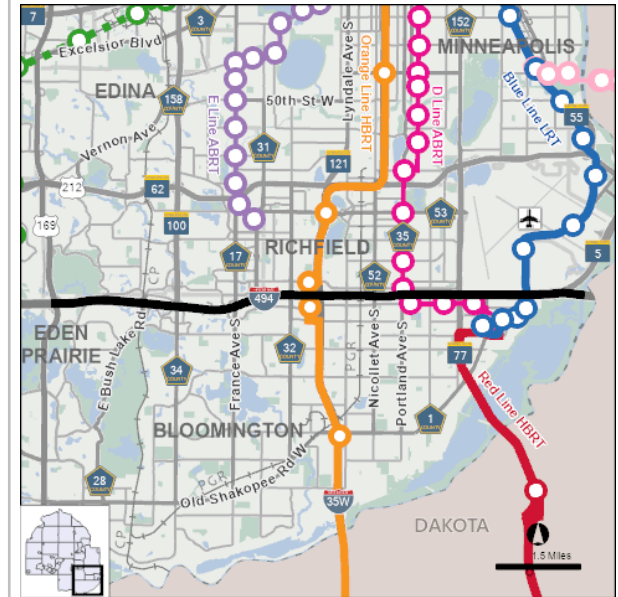
Purpose & Description:

This segment of the I-494 corridor extends more than 9 miles from TH 169 to the MSP Airport throughout the Cities of Bloomington, Eden Prairie, Edina, and Richfield. This freeway is frequently congested due to the corridor's role in the transportation system as it relates to commuting, connecting major destinations, and transporting freight. The existing I-494/I-35W interchange represents a key bottleneck due to the high volume of vehicles entering/exiting the freeway system.

In 2017, MnDOT completed the I-494/TH 62 Congestion Relief Study that recommended that future investments focus on I-494 to improve safety and congestion in this area of Hennepin County. Subsequently, MnDOT has been collaborating with Hennepin County, cities, the I-494 Corridor Coalition, and the I-35W Solutions Alliance to identify a vision to advance the following main project objectives. As proposed, this project is anticipated to impact four county roadways, including: France Avenue (CSAH 17), Penn Avenue (CSAH 32), Nicollet Avenue (CSAH 52), and Portland Avenue (CSAH 35).

- Improved travel time reliability through the redesign of the I-494/I-35W and introduction of E-ZPASS lanes
- Improved safety through the consolidation of freeway access between I-35W and TH 77
- Improved multimodal connections across I-494
- Preservation of pavement, drainage, and bridge assets

State funding was awarded for this project through the 2018 Legislative Session. In addition, federal funding was awarded for this project through the 2021 Nationally Significant Multimodal Freight and Highway Projects (INFRA) Solicitation.



REVENUE	Budget To-Date	12/31/22 Act & Enc	Balance	2023	2024	2025	2026	2027	Future	Total
Bonds - GO Roads				1,400,000						1,400,000
Mn/DOT State Aid - Regular				2,200,000						2,200,000
Total				3,600,000						3,600,000

EXPENSE	Budget To-Date	12/31/22 Act & Enc	Balance	2023	2024	2025	2026	2027	Future	Total
Construction				2,400,000						2,400,000
Consulting				600,000						600,000
Contingency				600,000						600,000
Total				3,600,000						3,600,000

Project Name: 2190100 Participate in MnDOT's I-494 expansion fr TH 169 to Airport	Funding Start: 2023
Major Program: Public Works	Funding Completion: 2023
Department: Transportation Roads & Bridges	

Current Year's CIP Process Summary	Budget To-Date	2023	2024	2025	2026	2027	Future	Total
Department Requested		3,600,000						3,600,000
Administrator Proposed		3,600,000						3,600,000
CBTF Recommended		3,600,000						3,600,000
Board Approved Final		3,600,000						3,600,000

Scheduling Milestones (major phases only):

Activity	Anticipated Timeframe
Planning	2018 - Q2 2021
Design	Q3 2021 - Q3 2023
Bid Advertisement	Q1 2023 (Design-Build)
Construction	Q2 2023 - Q4 2027
Completion	Q1 2028

Board Resolutions / Supplemental Information:

RESOLUTION 22-0489 (adopted 11/29/2022) authorized:

- Neg of Agmt PW 34-40-22 (State Contract No. 1050955) with MnDOT for an estimated county cost of \$2,438,424 and a receivable of \$300,000 for county-supplied equipment to be received into the Transportation Operations Operating Budget.
- Neg of Agmt PW 42-40-22 (State Contract No. 1051546) with MnDOT and the cities of Richfield and Bloomington for maintenance responsibilities.
- Neg of Agmt PW 35-19-22 with the City of Richfield for maintenance responsibilities.
- Neg of Agmt PW 36-07-22 with the City of Bloomington for maintenance responsibilities.
- Neg of Agmt PW 50-40-22 with MnDOT (State Contract No. 1050957) and the Metropolitan Council for maintenance responsibilities of bus rapid transit stations constructed as part of CP 2190100.

Project's Effect on County Priorities and the Operating Budget:

County Priorities: This project will advance the county's climate action efforts by making improvements to multimodal connections within the project area. These improvements are important as the project is located within an area that includes relatively high percentages of no-vehicle households, people with limited mobility, and people with low income.

Operating Budget: Staff does not anticipate that this project will have significant impacts to Transportation Department staff or annual operating costs. Maintenance responsibilities of new multiuse trail facilities are anticipated to be assigned to another agency as part of a cooperative agreement.

Changes from Prior CIP:

- This is a new project request by Transportation Project Delivery for the 2023-2027 Transportation CIP to participate in MnDOT's I-494 Corridors of Commerce project from TH 169 to the MSP Airport

Last Year's CIP Process Summary	Budget To-Date	2022	2023	2024	2025	2026	Future	Total
Department Requested								
Administrator Proposed								
CBTF Recommended								
Board Approved Final								

Project Name: 2154700 Participate in Maple G's Rush Creek Blvd fr TH 610 to CSAH 30
Major Program: Public Works
Department: Transportation Roads & Bridges

Funding Start: 2023
Funding Completion: 2023

Summary:

Participate in Maple Grove's Rush Creek Boulevard construction project from 97th Avenue (CSAH 30) to TH 610

Purpose & Description:

TH 610 currently extends approximately 12 miles from I-94 in Maple Grove to Highway 10 in Coon Rapids that provides an east/west route beyond the I-494/I-694 ring. TH 610 has been constructed by MnDOT over a series of projects dating back to the 1980s, however, a final segment remains. This final segment, nicknamed the 610 Extension Project, will connect 97th Avenue (CSAH 30) and TH 610, and will function as a minor arterial under the City of Maple Grove's jurisdiction as Rush Creek Boulevard.

The proposed project will include the following improvements.

- Construction of a new roadway segment (Rush Creek Boulevard) from 97th Avenue (CSAH 30) to TH 610.
- Addition of a new interchange at I-94 and TH 610
- Introduction of auxiliary lanes along I-94 to support new interchange access

Upon completion, this project will improve connectivity to local and regional roadways, including I-94, TH 610, and 97th Avenue (CSAH 30); thereby relieving demand for the area surrounding Maple Grove Parkway and I-94.



REVENUE	Budget To-Date	12/31/22 Act & Enc	Balance	2023	2024	2025	2026	2027	Future	Total
Bonds - GO Roads				4,245,000						4,245,000
Total				4,245,000						4,245,000
EXPENSE	Budget To-Date	12/31/22 Act & Enc	Balance	2023	2024	2025	2026	2027	Future	Total
Construction				4,245,000						4,245,000
Total				4,245,000						4,245,000

Project Name: 2154700 Participate in Maple G's Rush Creek Bld fr TH 610 to CSAH 30	Funding Start: 2023
Major Program: Public Works	Funding Completion: 2023
Department: Transportation Roads & Bridges	

Current Year's CIP Process Summary	Budget To-Date	2023	2024	2025	2026	2027	Future	Total
Department Requested								
Administrator Proposed								
CBTF Recommended								
Board Approved Final		4,245,000						4,245,000

Scheduling Milestones (major phases only):

Activity	Anticipated Timeframe
Planning	2019 - Q1 2022
Design	Q1 2022 - Q4 2022
Bid Advertisement	Q1 2023
Construction	Q2 2023 - Q4 2024
Completion	Q4 2025

Board Resolutions / Supplemental Information:

Project Budget Notes:

The City of Maple Grove has received the following external funding awards:

- \$7,000,000 in federal funding through the Metropolitan Council's 2018 Regional Solicitation
- \$13,000,000 in state funding through MnDOT's Local Road Improvement Program
- \$5,000,000 in state funding through the Transportation Economic Development Program

RESOLUTION 22-0404R1 (adopted 12/15/2022) authorized:

- Introduction of Capital Project 2154700 in the 2023 Capital Budget with a project budget of \$4,245,000 in County Bonds.
- Negotiation of an Agreement with the City of Maple Grove identifying each agency's responsibilities in Capital Project 2154700.

Project's Effect on County Priorities and the Operating Budget:

County Priorities: This project directly connects areas with high percentages of people with low income along 97th Avenue (CSAH 30).

Operating Budget: Staff does not anticipate that this project will have significant impacts to Transportation Department staff or annual operating costs. The installation of one new traffic signal system at the new intersection of 97th Avenue (CSAH 30) at Rush Creek Boulevard is estimated to cost \$8,200 annually to maintain. Ownership and maintenance responsibilities of the new roadway is anticipated to be assigned to the City of Maple Grove.

Changes from Prior CIP:

- This is a new project request authorized by Resolution 22-0404R1 for the 2023-2027 Transportation CIP to cost participate in the City of Maple Grove's Rush Creek Boulevard project from 97th Avenue (CSAH 30) to TH 610.

Last Year's CIP Process Summary	Budget To-Date	2022	2023	2024	2025	2026	Future	Total
Department Requested								
Administrator Proposed								
CBTF Recommended								
Board Approved Final								

Project Name: 2210400 Pavement Rehabilitation Program 2022-2026
Major Program: Public Works
Department: Transportation Roads & Bridges

Funding Start: 2021
Funding Completion: 2026

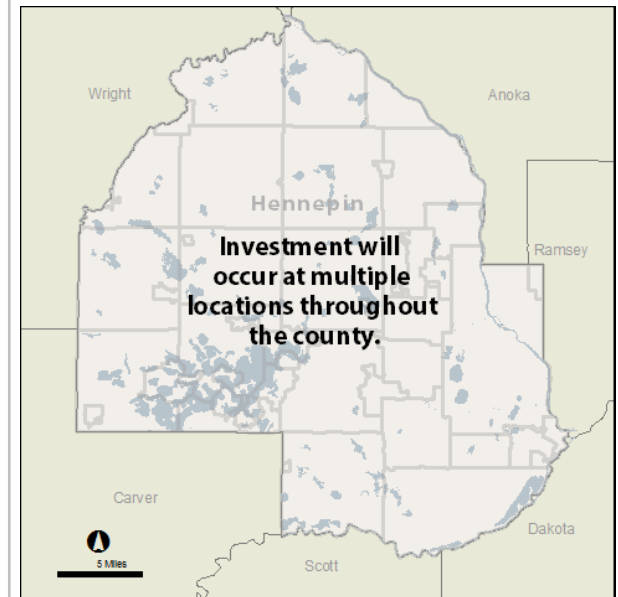
Summary:

Provide funding over a five-year period (from 2022 to 2026) for roadway rehabilitation at various locations countywide.

Purpose & Description:

Hennepin County's roadway system extends nearly 570 miles and includes 2,200 lane miles of pavement. Pavement age and condition is monitored within the county's Asset Management system that provides staff with a data driven tool for prioritizing needs and identifying treatment options. The most common treatment options to address deterioration include preservation, rehabilitation, and reconstruction. The county's 2018 Asset Management Report identified annual goals of preserving 270 lane miles, rehabilitating 20 lane miles, and reconstructing 30 lane miles. This investment approach is anticipated to maintain a pavement condition rating of fair to good, which is equivalent to the current rating experienced across the roadway system.

The purpose of this capital project is to provide funding for pavement rehabilitation projects that will extend a roadway's useful life by approximately 20 to 30 years. It's anticipated one project will be administered each year across one or more roadway segments as listed on the proceeding page. In addition to pavement improvements, the proposed project will also include ADA, drainage, multimodal, and safety improvements to promote accessibility and mobility for users traveling along and across county roadways. The specific type and location of improvements will be evaluated during project development based on stakeholder input, data analysis, and environmental review.



REVENUE	Budget To-Date	12/31/22 Act & Enc	Balance	2023	2024	2025	2026	2027	Future	Total
Property Tax	50,000	50,000								50,000
Bonds - GO Roads	6,620,000	258,155	6,361,845	8,010,000	8,315,000	9,025,000	9,540,000			41,510,000
Total	6,670,000	308,155	6,361,845	8,010,000	8,315,000	9,025,000	9,540,000			41,560,000

EXPENSE	Budget To-Date	12/31/22 Act & Enc	Balance	2023	2024	2025	2026	2027	Future	Total
Right of Way	170,000		170,000	170,000	85,000	65,000				490,000
Construction	4,170,000	4,390,894	(220,894)	5,200,000	5,930,000	6,400,000	7,340,000			29,040,000
Consulting	1,920,000	782,319	1,137,681	1,740,000	1,330,000	640,000	740,000			6,370,000
Contingency	410,000		410,000	900,000	970,000	1,920,000	1,460,000			5,660,000
Total	6,670,000	5,173,213	1,496,787	8,010,000	8,315,000	9,025,000	9,540,000			41,560,000

Project Name: 2210400 Pavement Rehabilitation Program 2022-2026	Funding Start: 2021
Major Program: Public Works	Funding Completion: 2026
Department: Transportation Roads & Bridges	

Current Year's CIP Process Summary	Budget To-Date	2023	2024	2025	2026	2027	Future	Total
Department Requested	6,670,000	7,660,000	8,315,000	9,025,000	9,540,000			41,210,000
Administrator Proposed	6,670,000	8,010,000	8,315,000	9,025,000	9,540,000			41,560,000
CBTF Recommended	6,670,000	8,010,000	8,315,000	9,025,000	9,540,000			41,560,000
Board Approved Final	6,670,000	8,010,000	8,315,000	9,025,000	9,540,000			41,560,000

Scheduling Milestones (major phases only):

Activity	Anticipated Timeframe
Planning	On - Going
Design	On - Going
Bid Advertisement	On - Going
Construction	On - Going
Completion	On - Going

Project's Effect on County Priorities and the Operating Budget:

County Priorities: This program will advance county climate action efforts by improving accessibility and safety for multimodal transportation facilities across Hennepin County.

Operating Budget: The following is a summary of the anticipated impacts to the Transportation Department staff or annual operating costs for each subproject within Capital Project 2210400.

- CP 2210401 - No anticipated financial impacts as the proposed project will primarily replace existing roadway assets in-kind.
- CP 2210402 - Additional planning and design work to estimate financial impacts.
- CP 2210403 - Additional planning and design work to estimate financial impacts.
- CP 2210404 - Additional planning and design work to estimate financial impacts.
- CP 2210405 - Additional planning and design work to estimate financial impacts.

Changes from Prior CIP:

- Project Budget decreased by \$0.8 million from \$42.4 million to \$41.6 million to preserve County Bonds
- Construction activities decreased by \$4.1 million from \$33.1 million to \$29.0 million
- Consulting activities increased by \$3.5 million from \$2.9 million to \$6.4 million
- Right of way activities increased by \$0.1 million from \$0.4 million to \$0.5 million
- Contingencies decreased by \$0.3 million from \$6.0 million to \$5.7 million

Board Resolutions / Supplemental Information:

Anticipated roadway segments are listed below, which are subject to change during the project development process.

2022 candidates: (tracked under CP 2210401)

- Stinson Boulevard (CSAH 27) from 1000' N of Hennepin Avenue (CSAH 52) to 650' N of Broadway Street NE (CSAH 66) in Minneapolis
- 46th Street (CSAH 46) from Bridge #27B84 over Godfrey Pkwy to Bridge #3575 over the Mississippi River in Minneapolis
- New Brighton Boulevard (CSAH 88) from 100' S of I-35W NB Ramps to 250' S of 29th Avenue NE (CSAH 94) in Minneapolis

2023 candidates: (tracked under CP 2210402)

- Baker Park Road (CSAH 19) from 100' N of Baker Park Road (CSAH 29) to TH 55 in Loretto
- Main Street (CSAH 19) from TH 12 to Baker Park Rd (CSAH 29) in Maple Plain
- Baker Park Road (CSAH 29) from TH 12 to Main Street (CSAH 19) in Maple Plain

2024 candidates: (tracked under CP 2210403)

- County Road 26 (CR 26) from W County Line to CSAH 92 (S JCT) in Minnetrista
- County Road 26 (CR 26) from CSAH 92 (E JCT) to CSAH 110 in Minnetrista and Mound
- Brockton Lane (CSAH 13) from 1000' N of CSAH 81 to Diamond Lake Rd (CSAH 144) in Rogers
- Brockton Lane (CSAH 13) from Diamond Lake Road (CSAH 144) to Dayton River Road (CSAH 12) in Rogers and Dayton

2025 candidates: (tracked under CP 2210404)

- E Bush Lake Road (CSAH 28) from Old Shakopee Road (CSAH 1) to Forest Glen in Bloomington
- Additional candidates to be determined.

2026 candidates: (tracked under CP 2210405)

- Woodland Trail (CSAH 10) from Rebecca Park Trail - W JCT (CSAH 50) to 700' west of CSAH 19 in Greenfield and Rockford
- Additional candidates to be determined.

Last Year's CIP Process Summary	Budget To-Date	2022	2023	2024	2025	2026	Future	Total
Department Requested	50,000	6,620,000	8,060,000	8,050,000	9,120,000	10,500,000		42,400,000
Administrator Proposed	50,000	6,620,000	8,060,000	8,050,000	9,120,000	10,500,000		42,400,000
CBTF Recommended	50,000	6,620,000	8,060,000	8,050,000	9,120,000	10,500,000		42,400,000
Board Approved Final	50,000	6,620,000	8,060,000	8,050,000	9,120,000	10,500,000		42,400,000

Project Name: 2220900 Pavement Rehabilitation Program 2027-2031
Major Program: Public Works
Department: Transportation Roads & Bridges

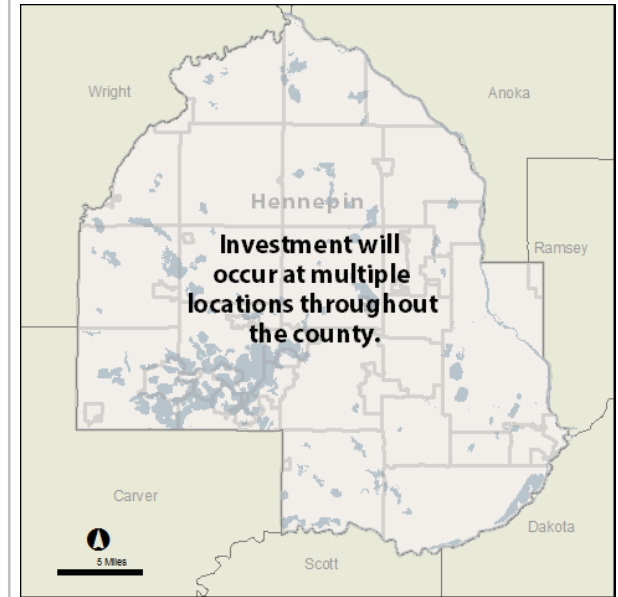
Funding Start: 2025
Funding Completion: 2027

Summary:

Provide funding over a five-year period for roadway rehabilitation at various locations countywide (representing the years 2027-2031).

Purpose & Description:

This capital project is a placeholder to demonstrate a funding need for the five-year period that begins once Capital Project 2210400 sunsets (2026). Similarly, this capital project provides funding for pavement rehabilitation projects that will extend a roadway's useful life by approximately 20 to 30 years. It's anticipated one project will be administered each year across one or more roadway segments that will be determined at a later date. In addition to pavement improvements, each proposed project will include ADA, drainage, and safety improvements to promote accessibility and mobility for multimodal users traveling along and across county roadways.



REVENUE	Budget To-Date	12/31/22 Act & Enc	Balance	2023	2024	2025	2026	2027	Future	Total
Bonds - GO Roads						555,000	35,000	6,870,000		7,460,000
Total						555,000	35,000	6,870,000		7,460,000
EXPENSE	Budget To-Date	12/31/22 Act & Enc	Balance	2023	2024	2025	2026	2027	Future	Total
Right of Way						25,000	35,000			60,000
Construction								5,280,000		5,280,000
Consulting						530,000		530,000		1,060,000
Contingency								1,060,000		1,060,000
Total						555,000	35,000	6,870,000		7,460,000

Project Name: 2220900 Pavement Rehabilitation Program 2027-2031	Funding Start: 2025
Major Program: Public Works	Funding Completion: 2027
Department: Transportation Roads & Bridges	

Current Year's CIP Process Summary	Budget To-Date	2023	2024	2025	2026	2027	Future	Total
Department Requested				555,000	35,000	6,870,000		7,460,000
Administrator Proposed				555,000	35,000	6,870,000		7,460,000
CBTF Recommended				555,000	35,000	6,870,000		7,460,000
Board Approved Final				555,000	35,000	6,870,000		7,460,000

Scheduling Milestones (major phases only):

Activity	Anticipated Timeframe
Planning	On - Going
Design	On - Going
Bid Advertisement	On - Going
Construction	On - Going
Completion	On - Going

Project's Effect on County Priorities and the Operating Budget:

County Priorities: This program will advance county climate action efforts by improving accessibility and safety for multimodal transportation facilities across Hennepin County.

Operating Budget: Additional planning and design work is required to determine the anticipated impact to Transportation Department staff or annual operating costs for each of the subprojects funded within this parent project.

Changes from Prior CIP:

- This is a new project request by Transportation Project Delivery for the 2023-2027 Transportation CIP to rehabilitate various county roadways

Board Resolutions / Supplemental Information:

Anticipated roadway segments are listed below, which are subject to change during the project development process. Note that funding to begin preliminary design and address right-of-way needs is typically requested two years in advance of project construction.

2027 candidates (tracked under CP 2220901)

- Candidates to be determined

2028 candidates (tracked under CP 2220902)

- Candidates to be determined

2029 candidates (tracked under CP 2220903)

- Candidates to be determined

2030 candidates (tracked under CP 2220904)

- Candidates to be determined

2031 candidates (tracked under CP 2220905)

- Candidates to be determined

Last Year's CIP Process Summary	Budget To-Date	2022	2023	2024	2025	2026	Future	Total
Department Requested								
Administrator Proposed								
CBTF Recommended								
Board Approved Final								

Project Name: 2999961 Maple Grove R of W Acquisition Reimbursement (CP 9635)
Major Program: Public Works
Department: Transportation Roads & Bridges

Funding Start: 2003
Funding Completion: 2027

Summary:

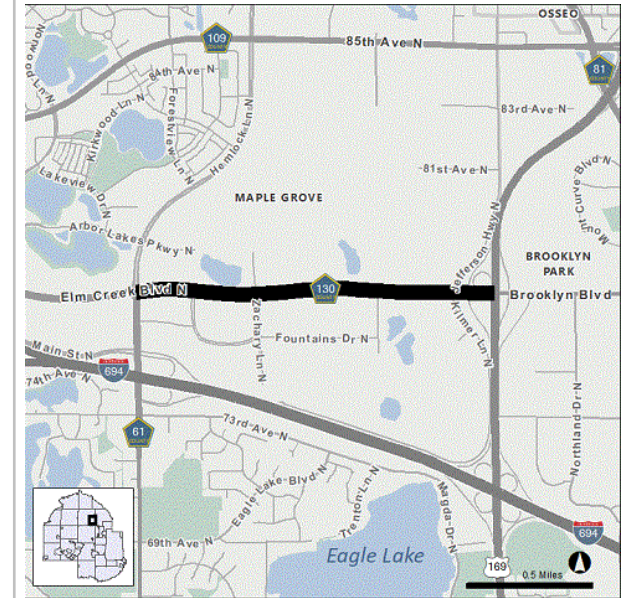
Provide funding to make payments to the City of Maple Grove over a 25-year period for right of way acquisition costs that were previously incurred by the city as part of Capital Project 2963500.

Purpose & Description:

In the 2000s, the City of Maple Grove administered the Elm Creek Boulevard (CSAH 130) Project that expanded the previous two-lane roadway to a four-lane roadway from Hemlock Lane (CSAH 61) to TH 169 in an area that's commonly referred to as the Gravel Mining Area. The purpose of that project was to upgrade the existing roadway to a suburban environment and provide a regional east/west route through the Gravel Mining Area to accommodate future development.

Hennepin County participated in the construction costs for this new roadway as \$500,000 was allocated in the 2000 Capital Budget for Capital Project 2963500. However, at the time, Hennepin County was not a financial partner in costs associated with right of way acquisition. Instead, the City of Maple Grove financed all necessary right of way costs at the city's expense of \$2,373,113 so that the project could proceed on the desired schedule. It should be noted that the county's typical cost participation in right of way acquisition is 50% of the expense, per the county's cost participation policy.

As a result of Capital Project 2963500, Hennepin County has received an increase in its annual State Aid apportionment from the state's Highway User Tax Distribution Fund (HUTDF). This Capital Budget Line Item has been established to make annual payments to the City of Maple Grove over a 25-year period to recognize the increase in State Aid received by the county as a result of the right of way costs that were solely burdened by the city. The 25-year term is directly related to the State Aid Needs formula managed by MnDOT that is used for determining annual apportionment amounts to cities and counties from its HUTDF.



REVENUE	Budget To-Date	12/31/22 Act & Enc	Balance	2023	2024	2025	2026	2027	Future	Total
Property Tax	227,345	190,387	36,958	40,000	40,000	40,000	40,000	40,000		427,345
Total	227,345	190,387	36,958	40,000	40,000	40,000	40,000	40,000		427,345
EXPENSE	Budget To-Date	12/31/22 Act & Enc	Balance	2023	2024	2025	2026	2027	Future	Total
Right of Way	226,697		226,697	40,000	40,000	40,000	40,000	40,000		426,697
Construction	648		648							648
Total	227,345		227,345	40,000	40,000	40,000	40,000	40,000		427,345

Project Name: 2999961 Maple Grove R of W Acquisition Reimbursement (CP 9635)	Funding Start: 2003
Major Program: Public Works	Funding Completion: 2027
Department: Transportation Roads & Bridges	

Current Year's CIP Process Summary	Budget To-Date	2023	2024	2025	2026	2027	Future	Total
Department Requested	227,345	40,000	40,000	40,000	40,000	40,000		427,345
Administrator Proposed	227,345	40,000	40,000	40,000	40,000	40,000		427,345
CBTF Recommended	227,345	40,000	40,000	40,000	40,000	40,000		427,345
Board Approved Final	227,345	40,000	40,000	40,000	40,000	40,000		427,345

Scheduling Milestones (major phases only):

Activity	Anticipated Timeframe
Planning	N/A
Design	N/A
Bid Advertisement	N/A
Construction	N/A
Completion	N/A

Project's Effect on County Priorities and the Operating Budget:

County Priorities: This project is not directly connected to any current county priorities.

Operating Budget: Staff does not anticipate that this project will have impacts to Transportation staff or annual operating costs.

Changes from Prior CIP:

- No changes to the overall Project Budget since the 2022-2026 Transportation CIP

Board Resolutions / Supplemental Information:

Specific payment amounts to the City of Maple Grove are calculated using a formula outlined in Agreement PW 48-34-01 and subsequent amendments 1,2, and 3. Each payment made to the city from Capital Project 2999961 is listed below:

Year	Amount	Year	Amount
2003	\$45,803.21	2016	\$36,161.04
2004	\$45,450.99	2017	\$35,134.66
2005	\$43,576.14	2018	\$38,431.44
2006	\$39,835.07	2019	\$38,639.49
2007	\$36,563.79	2020	\$41,901.09
2008	\$32,953.80	2021	\$36,957.82
2009	\$35,221.43	2022	\$41,007.06
2010	\$35,443.70	2023	TBD
2011	\$37,096.16	2024	TBD
2012	\$38,999.16	2025	TBD
2013	\$40,371.93	2026	TBD
2014	\$41,921.37	2027	TBD
2015	\$44,352.12		

RESOLUTION 01-0659 (adopted 10/02/2001) authorized:

- Approval of Agmts PW 27-34-00 and PW 48-34-01 with the City of Maple Grove identifying each party's responsibilities as they relate to CP 2963500.
- County cost participation in construction activities in CP 2963500 for an amount NTE \$500,000 to be financed with State Aid Regular.
- Acquisition of right-of-way necessary for CP 2963500 at an estimated cost of \$2,450,000 to be financed by the City of Maple Grove.
- An increase of \$2,450,000 to the project budget for CP 2963500 from \$500,000 to \$2,950,000 to be financed by the City of Maple Grove.

Last Year's CIP Process Summary	Budget To-Date	2022	2023	2024	2025	2026	Future	Total
Department Requested	187,345	40,000	40,000	40,000	40,000	40,000	40,000	427,345
Administrator Proposed	187,345	40,000	40,000	40,000	40,000	40,000	40,000	427,345
CBTF Recommended	187,345	40,000	40,000	40,000	40,000	40,000	40,000	427,345
Board Approved Final	187,345	40,000	40,000	40,000	40,000	40,000	40,000	427,345

Project Name: 2999971 Bottineau LRT Partnership Participation
Major Program: Public Works
Department: Transportation Roads & Bridges

Funding Start: 2026
Funding Completion: 2027

Summary:

Participate in projects complementing the potential Blue Line Light Rail Transit Extension Project throughout the Cities of Minneapolis, Robbinsdale, Crystal, and Brooklyn Park.

Purpose & Description:

The potential Blue Line Light Rail Transit (BLRT) Extension Project will impact various county roadways as its alignment is anticipated to extend along and across existing county roadways. In these areas, users will rely on county roadways for first/last mile connections to access BLRT stations. West Broadway Avenue/Bottineau Boulevard (CSAH 81) and West Broadway Avenue (CSAH 103) are anticipated to be impacted most significantly as the BLRT will operate in the middle of the roadway through a similar design as the Green Line along University Avenue in Minneapolis and St. Paul.

The purpose of this capital budget line item is to provide funding to allow cost participation with cities in projects that complement planned BLRT station areas. Projects will improve safety, mobility, and accessibility for people walking, biking, and driving along county roadways that will directly be impacted by the implementation of light rail.

It should be noted that these funds are not intended to replace the direct funding responsibilities of other agencies for the overall BLRT Project.



REVENUE	Budget To-Date	12/31/22 Act & Enc	Balance	2023	2024	2025	2026	2027	Future	Total
Bonds - GO Roads							2,500,000	2,750,000	2,750,000	8,000,000
Total							2,500,000	2,750,000	2,750,000	8,000,000
EXPENSE	Budget To-Date	12/31/22 Act & Enc	Balance	2023	2024	2025	2026	2027	Future	Total
Construction							2,500,000	2,750,000	2,750,000	8,000,000
Total							2,500,000	2,750,000	2,750,000	8,000,000

Project Name: 2999971 Bottineau LRT Partnership Participation	Funding Start: 2026
Major Program: Public Works	Funding Completion: 2027
Department: Transportation Roads & Bridges	

Current Year's CIP Process Summary	Budget To-Date	2023	2024	2025	2026	2027	Future	Total
Department Requested					2,500,000	2,750,000	2,750,000	8,000,000
Administrator Proposed					2,500,000	2,750,000	2,750,000	8,000,000
CBTF Recommended					2,500,000	2,750,000	2,750,000	8,000,000
Board Approved Final					2,500,000	2,750,000	2,750,000	8,000,000

Scheduling Milestones (major phases only):

Activity	Anticipated Timeframe
Planning	2014 - 2015
Design	2016 - 2019
Bid Advertisement	TBD
Construction	TBD
Completion	TBD

Board Resolutions / Supplemental Information:

Project Budget Notes:

The following is a list of project candidates for use of this funding. These candidates are subject to change as new opportunities arise, priorities are re-evaluated, or as funding is adjusted.

- Reconstruction of West Broadway Avenue (CSAH 103) from TH 610 to 101st Avenue (estimated cost of \$4,100,000).
- Landscaping, lighting, and utility burial along West Broadway Avenue (CSAH 103) from TH 610 to 101st Avenue (estimated cost of \$900,000)
- Reconstruction of West Broadway Avenue (CSAH 130) from 71st Avenue to 74th Avenue tracked under Capital Project 2166300 (estimated cost of \$3,000,000)

Project's Effect on County Priorities and the Operating Budget:

County Priorities: This project will advance county climate action efforts by providing funding for various capital activities that will improve accessibility, mobility, and safety improvements for people biking, driving, walking, and using transit along West Broadway Avenue (CSAH 103). This is especially important as West Broadway Avenue (CSAH 103) serves an area that includes relatively high percentages of people of color, people with disabilities, and households with no vehicles.

Operating Budget: Additional planning and design work is required to determine the anticipated impact to Transportation Department staff or annual operating costs for each of the subprojects funded within this parent project.

Changes from Prior CIP:

- No changes to the overall Project Budget since the 2022-2026 Transportation CIP

Last Year's CIP Process Summary	Budget To-Date	2022	2023	2024	2025	2026	Future	Total
Department Requested						2,500,000	5,500,000	8,000,000
Administrator Proposed						2,500,000	5,500,000	8,000,000
CBTF Recommended						2,500,000	5,500,000	8,000,000
Board Approved Final						2,500,000	5,500,000	8,000,000

Project Name: 2999968 Southwest LRT Partnership Participation
Major Program: Public Works
Department: Transportation Roads & Bridges

Funding Start: 2016
Funding Completion: 2023

Summary:

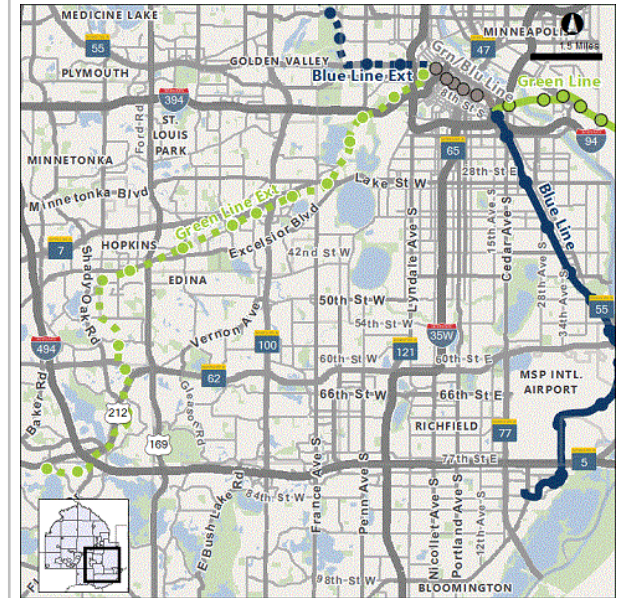
Participate in projects complementing the Green Line Extension Light Rail Transit Project throughout the Cities of Minneapolis, St. Louis Park, Hopkins, Minnetonka, and Eden Prairie.

Purpose & Description:

The Green Line Extension Light Rail Transit (LRT) Project will impact various county roadways as its alignment crosses existing county roadways. In these areas, users will rely on county roadways for first/last mile connections to access LRT stations.

The purpose of this capital budget line item is to allow cost participation with cities in projects that complement LRT station areas. Projects will improve the accessibility, mobility, and safety of people walking, biking, and driving along county roadways that will be impacted by the implementation of light rail.

It should be noted that these funds are not intended to replace the direct funding responsibilities of other agencies for the overall Green Line Extension Light Rail Transit Project.



REVENUE	Budget To-Date	12/31/22 Act & Enc	Balance	2023	2024	2025	2026	2027	Future	Total
Bonds - GO Roads	4,750,000	402,660	4,347,340	900,000						5,650,000
Minneapolis	1,567,097		1,567,097	400,000						1,967,097
Total	6,317,097	402,660	5,914,437	1,300,000						7,617,097

EXPENSE	Budget To-Date	12/31/22 Act & Enc	Balance	2023	2024	2025	2026	2027	Future	Total
Right of Way		149,894	(149,894)							
Construction	6,317,097		6,317,097							6,317,097
Consulting		297,557	(297,557)							
Other Costs		1,500	(1,500)							
Contingency				1,300,000						1,300,000
Total	6,317,097	448,951	5,868,146	1,300,000						7,617,097

Project Name: 2999968 Southwest LRT Partnership Participation	Funding Start: 2016
Major Program: Public Works	Funding Completion: 2023
Department: Transportation Roads & Bridges	

Current Year's CIP Process Summary	Budget To-Date	2023	2024	2025	2026	2027	Future	Total
Department Requested	6,317,097							6,317,097
Administrator Proposed	6,317,097	1,300,000						7,617,097
CBTF Recommended	6,317,097	1,300,000						7,617,097
Board Approved Final	6,317,097	1,300,000						7,617,097

Scheduling Milestones (major phases only):

Activity	Anticipated Timeframe
Planning	2012 - 2014
Design	2015 - 2021
Bid Advertisement	Q4 2022
Construction	Q2 2023 - Q4 2023
Completion	Q2 2024

Project's Effect on County Priorities and the Operating Budget:

County Priorities: This project will advance county climate action efforts by providing funding to improve accessibility, mobility, and safety improvements for people biking, driving, walking, and using transit. This is especially important as this project serves areas of Hennepin County that includes relatively high percentages of people of color, people with disabilities, households with low incomes, and households with no vehicles

Operating Budget: Staff anticipates that this project will have minor impacts to the annual operating costs for the Transportation Department. The removal of approximately 0.26 lane miles from the county roadway system is estimated to retain \$3,500 annually.

Changes from Prior CIP:

- Project budget increased by \$1.3 million from \$4.8 million to \$6.1 million due to anticipated inflationary pressure during project bidding to be financed with \$0.9 million in County Bonds and \$0.4 million from the City of Minneapolis
- Contingency activities increased by \$1.3 million from \$0 million to \$1.3 million

Board Resolutions / Supplemental Information:

The following is a list of project candidates for use of this funding. These candidates are subject to change as new opportunities arise, priorities are re-evaluated, or as funding is adjusted.

- Reconstruction of Glenwood Avenue (CSAH 40) from Aldrich Avenue to 10th St in Minneapolis (Estimated county cost of \$4,650,000)
- Replacement of existing traffic signal systems along Flying Cloud Drive (CSAH 61) at the intersections of the I-494 Westbound Ramp and Valley View Road (CSAH 39) in Eden Prairie (Estimated county cost of \$400,000) - These funds were transferred from CP 2999968 to CP 2174800 as part of BAR 17-0016.
- Participation in a corridor study along CSAH 25 in the City of St. Louis Park (Estimated county cost of \$45,000) - These funds were transferred from CP 2999968 to CP 2165700 as part of a memo from the Public Works Assistant County Administrator (memo dated 8/23/2016).

RESOLUTION 17-0016 (adopted 01/03/2017)- This BAR authorized:

- Neg of Amdt 1 to Agmt A142418 with the Metropolitan Council for increased flexibility as it relates to project funding for the Green Line Extension Light Rail Transit (LRT) Project.
- Neg of Agmt A166577 with the Metropolitan Council for the installation of fiber communications along the Green Line Extension LRT Project to be financed by IT Community Connectivity under CP 1000325 and CP 1002166; and construction of a multi-use trail along Flying Cloud Drive (CSAH 61) from Technology Dr to Valley View Road (CSAH 39) to be financed by Community Works under CP 0031805.
- Neg of Agmt PW 71-49-16 with the City of Eden Prairie to identify maintenance responsibilities as it relates to the Green Line Extension LRT Project at no cost to the county.
- Neg of Agmt PW 72-40-16 with MnDOT to identify each party's responsibilities as they relate to the replacement of two traffic signal systems along Flying Cloud Drive (CSAH 61) as part of the Green Line Extension LRT Project at a NTE amount of \$400,000 to be financed within the Project Budget of the Southwest LRT Partnership Participation Capital Budget Line Item (CP 2999968).

RESOLUTION 22-0298 (adopted on 08/02/2022) authorized:

- Neg Agmt PW-20-21 with the City of Minneapolis for cost participation and maintenance responsibilities along Glenwood Avenue (CSAH 40) as part of subproject CP 2154001 at an est county recv of \$1,833,134 (\$1,567,097 capital, \$266,037 operating); increase project budget by \$1,567,097 from \$4,750,000 to \$6,317,097 in cost participation from the City of Minneapolis.
- Neg Agmt PW 15-40-22 with the Minnesota Department of Transportation (MnDOT) for storm sever maintenance responsibilities at no county cost.

Last Year's CIP Process Summary	Budget To-Date	2022	2023	2024	2025	2026	Future	Total
Department Requested	4,750,000							4,750,000
Administrator Proposed	4,750,000							4,750,000
CBTF Recommended	4,750,000							4,750,000
Board Approved Final	4,750,000							4,750,000

Project Name: 2183300 Safety and Asset Management 2019-2023
Major Program: Public Works
Department: Transportation Roads & Bridges

Funding Start: 2019
Funding Completion: 2023

Summary:

Provide funding over a five-year period (from 2019 to 2023) to preserve and/or upgrade existing roadway and bridge assets.

Purpose & Description:

This capital project will advance each of the following six activities through the 2023 spending goals listed below. Project selection will be based on a systemwide data driven approach as guided by the county's ADA Transition Plan, Bridge Inspection Program, Asset Management System, and crash system.



<u>Activity</u>	<u>Spending Goal</u>
ADA - upgrading of pedestrian ramps and installation of Accessible Pedestrian Signals (APS)	\$4,250,000
Bridge - rehabilitation, reconditioning, and preservation of county bridge assets	\$2,500,000
Drainage - replacement and preservation of county drainage facilities	\$100,000
Retaining Walls - replacement of county retaining walls	\$480,000
Roadway - preservation projects along county roadways	\$0
Safety - implementation of safety improvements to target crash reduction for all modes	\$0
<u>Traffic - upgrading and replacement of county traffic signals</u>	<u>\$0</u>
Totals	\$7,330,000

REVENUE	Budget To-Date	12/31/22 Act & Enc	Balance	2023	2024	2025	2026	2027	Future	Total
Property Tax	795,000	795,000		200,000						995,000
Wheelage Tax	186,515	186,515								186,515
Bonds - GO Roads	20,231,260	15,259,511	4,971,749	(3,000,000)						17,231,260
Federal - Other - Roads	3,427,468	3,427,468								3,427,468
Mn/DOT State Aid - Regular	8,257,714	4,700,168	3,557,546	10,050,000						18,307,714
Minnetonka				80,000						80,000
Other - Roads	84,000		84,000							84,000
Total	32,981,957	24,368,662	8,613,295	7,330,000						40,311,957

EXPENSE	Budget To-Date	12/31/22 Act & Enc	Balance	2023	2024	2025	2026	2027	Future	Total
Right of Way		67,277	(67,277)							
Construction	32,162,957	21,167,044	10,995,913	7,330,000						39,492,957
Consulting	524,000	1,188,717	(664,717)							524,000
Other Costs		28,509	(28,509)							
Contingency	295,000		295,000							295,000
Total	32,981,957	22,451,548	10,530,409	7,330,000						40,311,957

Project Name: 2183300 Safety and Asset Management 2019-2023	Funding Start: 2019
Major Program: Public Works	Funding Completion: 2023
Department: Transportation Roads & Bridges	

Current Year's CIP Process Summary	Budget To-Date	2023	2024	2025	2026	2027	Future	Total
Department Requested	32,981,957	9,250,000	(4,100,000)					38,131,957
Administrator Proposed	32,981,957	7,250,000						40,231,957
CBTF Recommended	32,981,957	7,250,000						40,231,957
Board Approved Final	32,981,957	7,330,000						40,311,957

Scheduling Milestones (major phases only):

Activity	Anticipated Timeframe
Planning	On-Going
Design	On-Going
Bid Advertisement	On-Going
Construction	On-Going
Completion	On-Going

Board Resolutions / Supplemental Information:

Appropriated \$209,400 in County Bonds from this Project Budget (CP 2183300) into CP 2165100. These funds are intended to provide a portion of the funding necessary to implement safety improvements at the intersection of Franklin Avenue (CSAH 5) at Chicago Avenue. Additionally, the 2021 spending goal for Safety in CP 2183300 will be reduced by \$209,400 to reflect this appropriation.

Appropriated \$220,700 in County Bonds from this Project Budget (CP 2183300) into CP 2165200. These funds are intended to provide a portion of the funding necessary to implement safety improvements at the intersection of West Broadway Avenue (CSAH 81) at Lyndale Avenue. Additionally, the 2021 spending goal for Safety in CP 2183300 will be reduced by \$220,700 to reflect this appropriation.

Project's Effect on County Priorities and the Operating Budget:

County Priorities: The intent of this project is to provide funding for individual projects that align with one or more of the spending goals identified for this project. Transportation Project Delivery considers each of the current county priorities whenever recommending a project to be funded out of this project budget

Operating Budget: The impact to Transportation staff or annual operating costs will be evaluated on a case by case basis as the scope of each project varies.

Appropriated \$480,000 in County Bonds from this Project Budget (CP 2183300) into CP 2191300. These funds are intended to provide a portion of the funding necessary to implement safety improvements at the intersection of Normandale Boulevard (CSAH 34) at 98th Street. Additionally, the 2021 spending goal for Safety in CP 2183300 will be reduced by \$480,000 to reflect this appropriation.

- Changes from Prior CIP:**
- Project budget increased by \$1.5 million from \$38.6 million to \$40.1 million
 - County bonds decreased by \$5.2 million from \$22.4 million to \$17.2 million
 - Federal funds increased by \$3.4 million from \$0 to \$3.4 million in recognition of Resolution 22-0203
 - State Aid Regular increased by \$3.3 million from \$15.0 million to \$18.3 million

Last Year's CIP Process Summary	Budget To-Date	2022	2023	2024	2025	2026	Future	Total
Department Requested	23,870,489	5,600,000	9,150,000					38,620,489
Administrator Proposed	23,870,489	5,600,000	9,150,000					38,620,489
CBTF Recommended	23,870,489	5,600,000	9,150,000					38,620,489
Board Approved Final	23,870,489	5,600,000	9,150,000					38,620,489

Project Name: 2201000 Safety and Asset Management 2024-2028
Major Program: Public Works
Department: Transportation Roads & Bridges

Funding Start: 2024
Funding Completion: 2027

Summary:

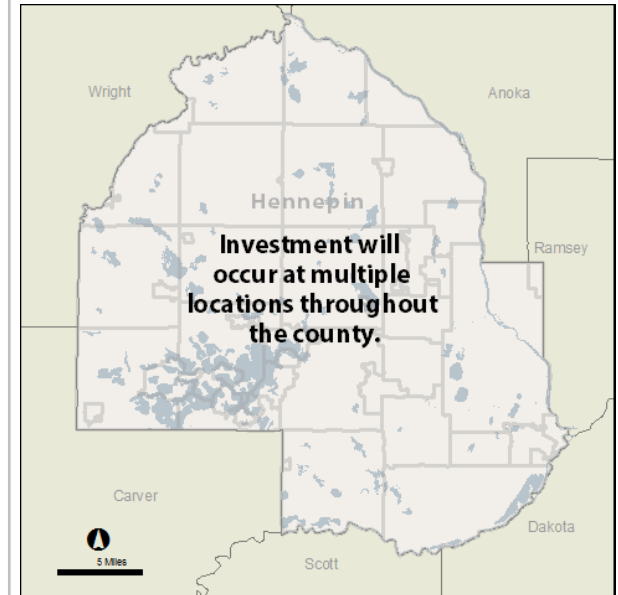
Provide funding over a five-year period (from 2024 to 2028) to preserve and/or upgrade roadway and bridge assets to preserve the existing system and improve safety.

Purpose & Description:

This capital project is a placeholder to demonstrate a funding need for the five-years period that begins once Capital Project 2183300 sunsets (2023). Similarly, this capital project will advance each of the following six activities. Project selection will be based on a data driven approach as guided by the county's ADA Transition Plan, Bridge Inspection Program, Asset Management System, and crash system.

The future spending goals for each activity will be determined at a later date:

<u>Activity</u>	<u>Spending Goal</u>
ADA - upgrading of pedestrian ramps and installation of Accessible Pedestrian Signals (APS)	TBD
Bridge - rehabilitation, reconditioning, and preservation of county bridge assets	TBD
Drainage - replacement and preservation of county drainage facilities	TBD
Retaining Walls - replacement of county retaining walls	TBD
Roadway - preservation projects along county roadways	TBD
Safety - implementation of safety improvements to target crash reduction for all modes	TBD
Traffic - upgrading and replacement of county traffic signals	TBD
Totals	TBD



REVENUE	Budget To-Date	12/31/22 Act & Enc	Balance	2023	2024	2025	2026	2027	Future	Total
Property Tax					200,000	200,000	200,000	200,000	200,000	1,000,000
Bonds - GO Roads					700,000	2,000,000	2,000,000	2,000,000	2,000,000	8,700,000
Mn/DOT State Aid - Regular					5,950,000	6,750,000	6,750,000	6,750,000	6,750,000	32,950,000
Total					6,850,000	8,950,000	8,950,000	8,950,000	8,950,000	42,650,000

EXPENSE	Budget To-Date	12/31/22 Act & Enc	Balance	2023	2024	2025	2026	2027	Future	Total
Construction					6,850,000	8,950,000	8,950,000	8,950,000	8,950,000	42,650,000
Total					6,850,000	8,950,000	8,950,000	8,950,000	8,950,000	42,650,000

Project Name: 2201000 Safety and Asset Management 2024-2028	Funding Start: 2024
Major Program: Public Works	Funding Completion: 2027
Department: Transportation Roads & Bridges	

Current Year's CIP Process Summary	Budget To-Date	2023	2024	2025	2026	2027	Future	Total
Department Requested			8,950,000	8,950,000	8,950,000	8,950,000	8,950,000	44,750,000
Administrator Proposed			6,850,000	8,950,000	8,950,000	8,950,000	8,950,000	42,650,000
CBTF Recommended			6,850,000	8,950,000	8,950,000	8,950,000	8,950,000	42,650,000
Board Approved Final			6,850,000	8,950,000	8,950,000	8,950,000	8,950,000	42,650,000

<p>Scheduling Milestones (major phases only):</p> <table border="0"> <tr> <td><u>Activity</u></td> <td><u>Anticipated Timeframe</u></td> </tr> <tr> <td>Planning</td> <td>On-Going</td> </tr> <tr> <td>Design</td> <td>On-Going</td> </tr> <tr> <td>Bid Advertisement</td> <td>On-Going</td> </tr> <tr> <td>Construction</td> <td>On-Going</td> </tr> <tr> <td>Completion</td> <td>On-Going</td> </tr> </table> <p>Project's Effect on County Priorities and the Operating Budget:</p> <p>County Priorities: The intent of this project is to provide funding for individual projects that align with one or more of the spending goals identified for this project. Transportation Project Delivery considers each of the current county priorities whenever recommending a project to be funded out of this project budget.</p> <p>Operating Budget: The impact to Transportation staff or annual operating costs will be evaluated on a case-by-case basis as the scope of each project varies.</p> <p>Changes from Prior CIP:</p> <ul style="list-style-type: none"> • Decrease in overall project budget by \$2.1 million from \$44.8 million to \$42.7 million • Decrease in 2024 State Aid request by \$0.8 million from \$6.8 million to \$6.0 million • Decrease in 2024 County Bond request by \$1.3 million from \$2.0 million to \$0.7 million 	<u>Activity</u>	<u>Anticipated Timeframe</u>	Planning	On-Going	Design	On-Going	Bid Advertisement	On-Going	Construction	On-Going	Completion	On-Going	<p>Board Resolutions / Supplemental Information:</p>
<u>Activity</u>	<u>Anticipated Timeframe</u>												
Planning	On-Going												
Design	On-Going												
Bid Advertisement	On-Going												
Construction	On-Going												
Completion	On-Going												

Last Year's CIP Process Summary	Budget To-Date	2022	2023	2024	2025	2026	Future	Total
Department Requested				8,950,000	8,950,000	8,950,000	17,900,000	44,750,000
Administrator Proposed				8,950,000	8,950,000	8,950,000	17,900,000	44,750,000
CBTF Recommended				8,950,000	8,950,000	8,950,000	17,900,000	44,750,000
Board Approved Final				8,950,000	8,950,000	8,950,000	17,900,000	44,750,000

Project Name: 2183500 Cost Participation and Partnerships 2019-2023
Major Program: Public Works
Department: Transportation Roads & Bridges

Funding Start: 2019
Funding Completion: 2023

Summary:

Provide funding over a five-year period (from 2019 to 2023) to cost participate with other agencies for engineering, right of way, and construction activities as part of locally initiated capital projects.

Purpose & Description:

This capital project has been established to participate in projects led by external agencies. Specific use of this capital project will align with one or more transportation plans and policies.



<u>Activity</u>	<u>Spending Goal</u>
County Aid to Municipalities	\$100,000
Drainage	\$200,000
Intersection control	\$1,200,000
Jurisdictional transfer	\$1,000,000
Multi-modal	\$1,200,000
Railroad crossings	\$200,000
<u>Roadside Enhancement Partnership Program (REPP)</u>	<u>\$100,000</u>
Totals	\$4,000,000

REVENUE	Budget To-Date	12/31/22 Act & Enc	Balance	2023	2024	2025	2026	2027	Future	Total
Property Tax	1,665,000	1,559,422	105,578	800,000						2,465,000
Bonds - GO Roads	4,310,000	635,611	3,674,389	3,200,000						7,510,000
Mn/DOT State Aid - Regular	3,225,000	1,164,701	2,060,299							3,225,000
Bloomington	30,000		30,000							30,000
Brooklyn Park		43,882	(43,882)	45,000						45,000
Dayton		24,093	(24,093)	30,000						30,000
Edina		23,779	(23,779)	30,000						30,000
Minnnetonka		46,395	(46,395)	60,000						60,000
New Hope	25,000		25,000							25,000
Total	9,255,000	3,497,882	5,757,118	4,165,000						13,420,000
EXPENSE	Budget To-Date	12/31/22 Act & Enc	Balance	2023	2024	2025	2026	2027	Future	Total
Construction	9,255,000	4,645,667	4,609,333	4,165,000						13,420,000
Consulting		29,715	(29,715)							
Other Costs		364,420	(364,420)							
Total	9,255,000	5,039,801	4,215,199	4,165,000						13,420,000

Project Name: 2183500 Cost Participation and Partnerships 2019-2023	Funding Start: 2019
Major Program: Public Works	Funding Completion: 2023
Department: Transportation Roads & Bridges	

Current Year's CIP Process Summary	Budget To-Date	2023	2024	2025	2026	2027	Future	Total
Department Requested	9,255,000	4,000,000						13,255,000
Administrator Proposed	9,255,000	4,000,000						13,255,000
CBTF Recommended	9,255,000	4,000,000						13,255,000
Board Approved Final	9,255,000	4,165,000						13,420,000

Scheduling Milestones (major phases only):

Activity	Anticipated Timeframe
Planning	On-Going
Design	On-Going
Bid Advertisement	On-Going
Construction	On-Going
Completion	On-Going

Board Resolutions / Supplemental Information:

Appropriated \$1,000,000 in County Bonds from this Project Budget (CP 2183500) into CP 2175900. These funds are intended to provide the Project Budget for CP 2175900 to be used towards drainage, multi-modal, and intersection control improvements at the CSAH 90 and TH 12 intersection. As a result, the 2021 spending goals in CP 2183500 for Drainage (\$200,000), Multi-Modal (\$200,000), and Intersection Control (\$600,000) will be reduced by \$1,000,000.

Appropriated \$200,000 in County Bonds from this Project Budget (CP 2183500) into CP 2090600. These funds are intended to provide a portion of the funding for multi-modal improvements along Brooklyn Boulevard (CSAH 152). As a result, the 2021 spending goal for Multi-Modal in CP 2183500 will be reduced by \$200,000.

Appropriated \$200,000 in County Bonds from this Project Budget (CP 2183500) into CP 2121100. These funds are intended to provide a portion of the funding for traffic signal improvements along Penn Avenue (CSAH 2). As a result, the 2021 spending goal for Intersection Control in CP 2183500 will be reduced by \$200,000.

Appropriated \$600,000 in State Aid Regular from this Project Budget (CP 2183500) into CP 2176000. These funds are intended to provide a portion of the funding for traffic signal improvements at various locations along the D Line BRT service. As a result, the 2021 spending goal for Intersection Control in CP 2183500 will be reduced by \$600,000.

Project's Effect on County Priorities and the Operating Budget:

County Priorities: The intent of this project is to provide funding to cost participate with external agencies for individual projects that align with one or more of the spending goals identified for this project. Transportation Project Delivery considers each of the current county priorities whenever recommending a project to be funded out of this project budget.

Operating Budget: The impact to Transportation staff or annual operating costs will be evaluated on a case-by-case basis as the scope of each project varies.

Changes from Prior CIP:

- Project budget increased by \$1.0 million from \$12.2 million to \$13.2 million to be financed with \$1.2 million in County Bonds; preserving \$0.2 million in Property Tax

Last Year's CIP Process Summary	Budget To-Date	2022	2023	2024	2025	2026	Future	Total
Department Requested	6,525,000	2,700,000	3,000,000					12,225,000
Administrator Proposed	6,525,000	2,700,000	3,000,000					12,225,000
CBTF Recommended	6,525,000	2,700,000	3,000,000					12,225,000
Board Approved Final	6,525,000	2,700,000	3,000,000					12,225,000

Project Name: 2201100 Cost Participation and Partnerships 2024-2028
Major Program: Public Works
Department: Transportation Roads & Bridges

Funding Start: 2024
Funding Completion: 2027

Summary:

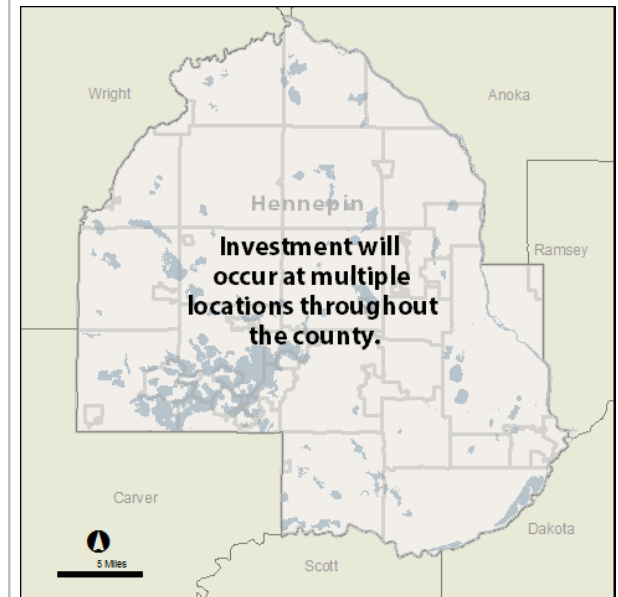
Provide funding over a five-year period (from 2024 to 2028) to cost participate with other agencies for engineering, right of way, and construction activities as part of locally initiated capital projects.

Purpose & Description:

This capital project is a placeholder to demonstrate a funding need for the five-year period that begins once Capital Project 2183500 sunsets (2023). Similarly, this capital project will allow for county cost participation in the scope of a project led by an external agency to improve or enhance the county's transportation system.

The future spending goals for each activity will be determined at a later date.

<u>Activity</u>	<u>Spending Goal</u>
County Aid to Municipalities	TBD
Drainage	TBD
Intersection control	TBD
Jurisdictional transfer	TBD
Multi-modal	TBD
Railroad crossings	TBD
<u>Roadside Enhancement Partnership Program (REPP)</u>	<u>TBD</u>
Totals	TBD



REVENUE	Budget To-Date	12/31/22 Act & Enc	Balance	2023	2024	2025	2026	2027	Future	Total
Property Tax					1,100,000	850,000	1,000,000	1,000,000	1,000,000	4,950,000
Bonds - GO Roads					2,000,000	2,150,000	2,000,000	2,000,000	2,000,000	10,150,000
Total					3,100,000	3,000,000	3,000,000	3,000,000	3,000,000	15,100,000

EXPENSE	Budget To-Date	12/31/22 Act & Enc	Balance	2023	2024	2025	2026	2027	Future	Total
Construction					3,100,000	3,000,000	3,000,000	3,000,000	3,000,000	15,100,000
Total					3,100,000	3,000,000	3,000,000	3,000,000	3,000,000	15,100,000

Project Name: 2201100 Cost Participation and Partnerships 2024-2028	Funding Start: 2024
Major Program: Public Works	Funding Completion: 2027
Department: Transportation Roads & Bridges	

Current Year's CIP Process Summary	Budget To-Date	2023	2024	2025	2026	2027	Future	Total
Department Requested			3,100,000	3,000,000	3,000,000	3,000,000	3,000,000	15,100,000
Administrator Proposed			3,100,000	3,000,000	3,000,000	3,000,000	3,000,000	15,100,000
CBTF Recommended			3,100,000	3,000,000	3,000,000	3,000,000	3,000,000	15,100,000
Board Approved Final			3,100,000	3,000,000	3,000,000	3,000,000	3,000,000	15,100,000

Scheduling Milestones (major phases only):

<u>Activity</u>	<u>Anticipated Timeframe</u>
Planning	On-Going
Design	On-Going
Bid Advertisement	On-Going
Construction	On-Going
Completion	On-Going

Project's Effect on County Priorities and the Operating Budget:

County Priorities: The intent of this project is to provide funding to cost participate with external agencies for individual projects that align with one or more of the spending goals identified for this project. Transportation Project Delivery considers each of the current county priorities whenever recommending a project to be funded out of this project budget.

Operating Budget: The impact to Transportation staff or annual operating costs will be evaluated on a case by case basis as the scope of each project varies.

Changes from Prior CIP:

- No changes to the overall Project Budget since the 2022-2026 Transportation CIP

Board Resolutions / Supplemental Information:

Last Year's CIP Process Summary	Budget To-Date	2022	2023	2024	2025	2026	Future	Total
Department Requested				3,000,000	3,000,000	3,000,000	6,000,000	15,000,000
Administrator Proposed				3,000,000	3,000,000	3,000,000	6,000,000	15,000,000
CBTF Recommended				3,000,000	3,000,000	3,000,000	6,000,000	15,000,000
Board Approved Final				3,000,000	3,000,000	3,000,000	6,000,000	15,000,000

Project Name: 2183400 Project Delivery 2019-2023
Major Program: Public Works
Department: Transportation Roads & Bridges

Funding Start: 2019
Funding Completion: 2023

Summary:

Provide funding over a five-year period (from 2019 to 2023) for preliminary engineering, design, environmental review, construction administration, and right of way acquisition activities related to capital projects.

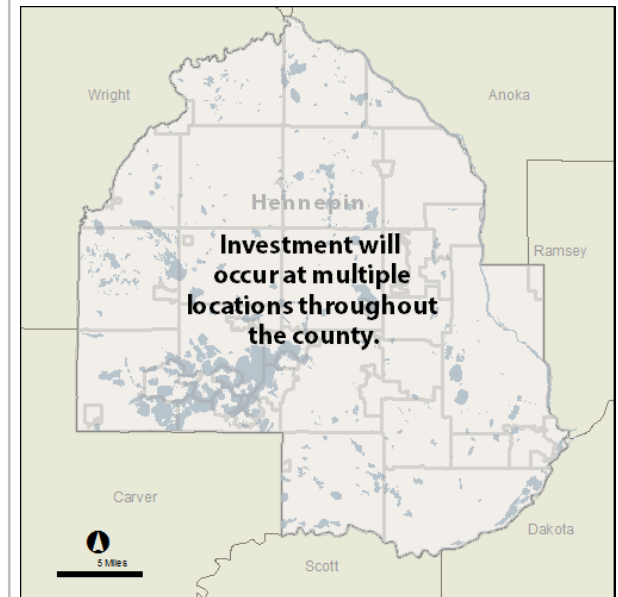
Purpose & Description:

One purpose of this capital project is to finance the hiring of consultants to perform activities related to the planning, design, environmental review, and construction administration of capital projects. At times, a project's schedule does not allow adequate time to budget the necessary funding for project delivery activities; however, it's imperative to begin planning and design activities early in the process to understand project impacts and uncertainties. Additionally, some capital projects include complex and/or unique project elements (such as a roundabout) that require subject matter experts to perform the work. Furthermore, it is sometimes helpful to hire consultants during times of significant workloads to manage efforts required of county staff.

A second purpose of this capital project is to enable the county to purchase real estate in advance of an upcoming project. Additional right-of-way is needed for various reasons, including access management, intersection sight distance, and roadway alignments. Real estate prices are generally lower if the property is not purchased at the time of construction, therefore, it's opportunistic to perform acquisition in advance of construction if it's known that additional right-of-way is needed.

The 2022 spending goals for each of the activities listed above include the following:

<u>Activity</u>	<u>Spending Goal</u>
Consultant services	\$750,000
<u>Right of way acquisition</u>	<u>\$100,000</u>
Totals	\$850,000



REVENUE	Budget To-Date	12/31/22 Act & Enc	Balance	2023	2024	2025	2026	2027	Future	Total
Property Tax	670,000	670,000		300,000						970,000
Mn/DOT State Aid - Regular	1,100,000	250,000	850,000	550,000						1,650,000
Total	1,770,000	920,000	850,000	850,000						2,620,000

EXPENSE	Budget To-Date	12/31/22 Act & Enc	Balance	2023	2024	2025	2026	2027	Future	Total
Right of Way	220,000		220,000	100,000						320,000
Consulting	1,550,000	1,125,150	424,850	750,000						2,300,000
Total	1,770,000	1,125,150	644,850	850,000						2,620,000

Project Name: 2183400 Project Delivery 2019-2023	Funding Start: 2019
Major Program: Public Works	Funding Completion: 2023
Department: Transportation Roads & Bridges	

Current Year's CIP Process Summary	Budget To-Date	2023	2024	2025	2026	2027	Future	Total
Department Requested	1,770,000	850,000						2,620,000
Administrator Proposed	1,770,000	850,000						2,620,000
CBTF Recommended	1,770,000	850,000						2,620,000
Board Approved Final	1,770,000	850,000						2,620,000

Scheduling Milestones (major phases only):

Activity	Anticipated Timeframe
Planning	On-Going
Design	On-Going
Bid Advertisement	On-Going
Construction	On-Going
Completion	On-Going

Project's Effect on County Priorities and the Operating Budget:

County Priorities: The intent of this project is to provide funding for consulting and right of way acquisition activities. Transportation Project Delivery considers each of the current county priorities whenever recommending a project to be funded out of this project budget.

Operating Budget: Staff does not anticipate that this project will have impacts to Transportation Department staff or annual operating costs as the proposed project solely provides funding for engineering and right of way acquisition activities.

Changes from Prior CIP:

- Project budget increased by \$0.3 million from \$2.3 million to \$2.6 million to be financed with State Aid Regular

Board Resolutions / Supplemental Information:

Last Year's CIP Process Summary	Budget To-Date	2022	2023	2024	2025	2026	Future	Total
Department Requested	1,370,000	400,000	550,000					2,320,000
Administrator Proposed	1,370,000	400,000	550,000					2,320,000
CBTF Recommended	1,370,000	400,000	550,000					2,320,000
Board Approved Final	1,370,000	400,000	550,000					2,320,000

Project Name: 2201200 Project Delivery 2024-2028
Major Program: Public Works
Department: Transportation Roads & Bridges

Funding Start: 2024
Funding Completion: 2027

Summary:

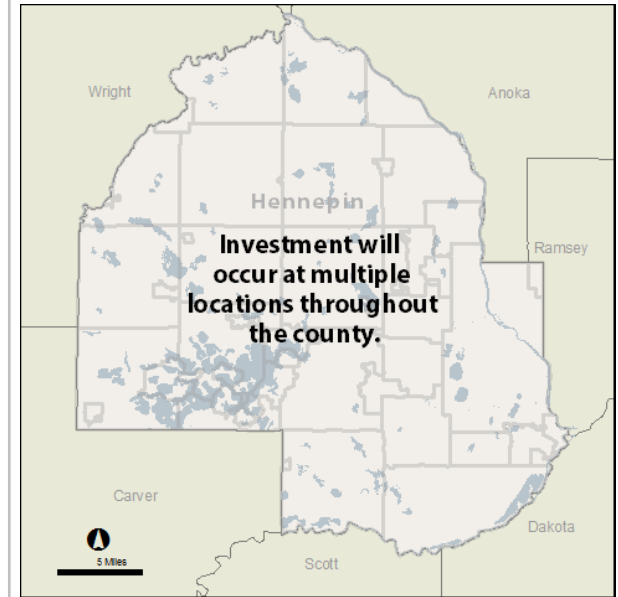
Provide funding over a five-year period (from 2024 to 2028) for preliminary design, design, environmental review, construction administration, and right of way acquisition related to capital projects.

Purpose & Description:

This capital project is a placeholder to demonstrate a funding need for the five-year period that begins once Capital Project 2183400 sunsets (2023). Similarly, this capital project will allow for the hiring of consultants to perform engineering activities and also allow for the purchase of real estate in advance of capital projects.

The future spending goals for each activity will be determined at a later date:

<u>Activity</u>	<u>Future Spending Goal</u>
Consultant services	TBD
<u>Right of way acquisition</u>	<u>TBD</u>
Totals	TBD



REVENUE	Budget To-Date	12/31/22 Act & Enc	Balance	2023	2024	2025	2026	2027	Future	Total
Property Tax					350,000	350,000	250,000	350,000	350,000	1,650,000
Mn/DOT State Aid - Regular					500,000	500,000	500,000	450,000	500,000	2,450,000
Total					850,000	850,000	750,000	800,000	850,000	4,100,000

EXPENSE	Budget To-Date	12/31/22 Act & Enc	Balance	2023	2024	2025	2026	2027	Future	Total
Right of Way					100,000	100,000	100,000	100,000	100,000	500,000
Consulting					750,000	750,000	650,000	700,000	750,000	3,600,000
Total					850,000	850,000	750,000	800,000	850,000	4,100,000

Project Name: 2201200 Project Delivery 2024-2028	Funding Start: 2024
Major Program: Public Works	Funding Completion: 2027
Department: Transportation Roads & Bridges	

Current Year's CIP Process Summary	Budget To-Date	2023	2024	2025	2026	2027	Future	Total
Department Requested			850,000	850,000	750,000	800,000	850,000	4,100,000
Administrator Proposed			850,000	850,000	750,000	800,000	850,000	4,100,000
CBTF Recommended			850,000	850,000	750,000	800,000	850,000	4,100,000
Board Approved Final			850,000	850,000	750,000	800,000	850,000	4,100,000

Scheduling Milestones (major phases only):

Activity	Anticipated Timeframe
Planning	On-Going
Design	On-Going
Bid Advertisement	On-Going
Construction	On-Going
Completion	On-Going

Board Resolutions / Supplemental Information:

Project's Effect on County Priorities and the Operating Budget:

County Priorities: The intent of this project is to provide funding for consulting and right of way acquisition activities. Transportation Project Delivery considers each of the current county priorities whenever recommending a project to be funded out of this project budget.

Operating Budget: Staff does not anticipate that this project will have impacts to Transportation Department staff or annual operating costs as the proposed project solely provides funding for engineering and right of way acquisition activities.

Changes from Prior CIP:

- No changes to the overall Project Budget since the 2022-2026 Transportation CIP

Last Year's CIP Process Summary	Budget To-Date	2022	2023	2024	2025	2026	Future	Total
Department Requested				850,000	850,000	850,000	1,650,000	4,200,000
Administrator Proposed				850,000	850,000	850,000	1,650,000	4,200,000
CBTF Recommended				850,000	850,000	850,000	1,650,000	4,200,000
Board Approved Final				850,000	850,000	850,000	1,650,000	4,200,000

Project Name: 1005876 HC Southwest Light Rail Transit
Major Program: Public Works
Department: Transportation Sales Tax & Development

Funding Start: 2018
Funding Completion: 2023

Summary:

The Southwest Light Rail Transit (LRT) project (METRO Green Line Extension) will operate from downtown Minneapolis through the communities of St. Louis Park, Hopkins, Minnetonka, and Eden Prairie, passing in close proximity to Edina. It will be part of an integrated system of transitways, including connections to the METRO Blue Line, the Northstar Commuter Rail line, bus routes and proposed future transitways.

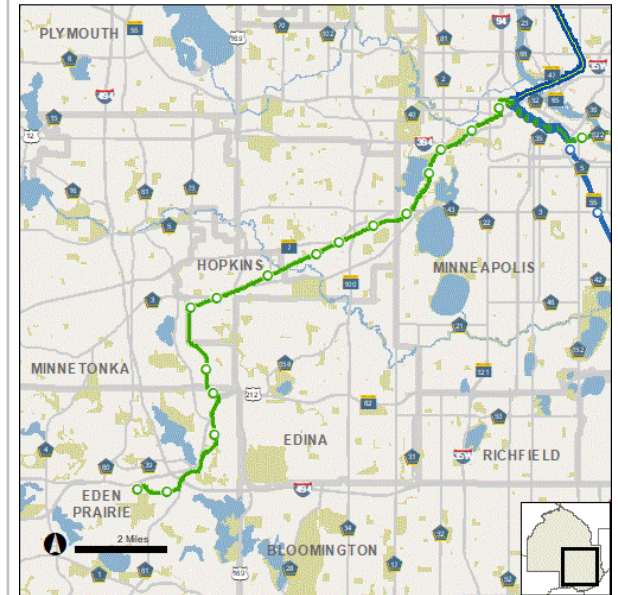
Purpose & Description:

This light rail extension will add system capacity in an area of high travel demand, due to existing and planned residential and employment growth. The competitive travel time is attributed to the diagonal nature of the line compared to the northsouth/east-west orientation of the roadway network.

NOTE: The project budget only shows the county's share of project costs. "Transfer from other Funds" reflects contributions from the county's 0.5% Transportation Sales and Use Tax. "Bonds - GO Sales Tax" is general obligation bonded indebtedness funded with Transportation Sales and Use Tax collections.

The total project budget is \$2.495 billion. Additional contributions are committed from:

- \$1.130 billion Federal sources
- 219 million Counties Transit Improvement Board
- 200 million Hennepin County Regional Railroad Authority
- 30 million State sources
- 24 million Other sources
- \$1.603 billion Subtotal non-Hennepin County sales tax sources



REVENUE	Budget To-Date	12/31/22 Act & Enc	Balance	2023	2024	2025	2026	2027	Future	Total
Bonds - GO		0	0							
Bonds - G.O. Sales Tax	450,000,000	449,776,753	223,247							450,000,000
Transfer from other Funds	342,892,368	218,767,523	124,124,845	100,000,000						442,892,368
Total	792,892,368	668,544,276	124,348,092	100,000,000						892,892,368
EXPENSE	Budget To-Date	12/31/22 Act & Enc	Balance	2023	2024	2025	2026	2027	Future	Total
Land		50,967,687	(50,967,687)	55,000,000						55,000,000
Construction	792,892,368	569,294,546	223,597,822	(15,000,000)						777,892,368
Other Costs		50,567,043	(50,567,043)	60,000,000						60,000,000
Total	792,892,368	670,829,276	122,063,092	100,000,000						892,892,368

Project Name: 1005876 HC Southwest Light Rail Transit	Funding Start: 2018
Major Program: Public Works	Funding Completion: 2023
Department: Transportation Sales Tax & Development	

Current Year's CIP Process Summary	Budget To-Date	2023	2024	2025	2026	2027	Future	Total
Department Requested	792,892,368							792,892,368
Administrator Proposed	792,892,368							792,892,368
CBTF Recommended	792,892,368							792,892,368
Board Approved Final	792,892,368	100,000,000						892,892,368

Scheduling Milestones (major phases only):

Project Development: 2011 - 2016

Engineering: 2016 - 2020

Construction: Started in 2018

Project opening date subject to change; est. 2027.

Project's Effect on County Priorities and the Operating Budget:

Estimated operating subsidy to be paid with county collected Transportation Sales and Use Tax. Revenue service date will be determined as construction proceeds.

Changes from Prior CIP:

The 2023-2027 capital improvement program authorizes \$100 million of additional funding for the project. The County's contribution to the project is now fully funded.

Board Resolutions / Supplemental Information:

September 2011: The Federal Transit Administration approves the project to begin the Preliminary Engineering phase of work. The project transitions from Hennepin County to the Metropolitan Council.

2016: The Federal Transit Administration issues its Record of Decision and approves the project to enter the Engineering phase of work.

June 2017: Hennepin County Board Resolution 17-0207 authorized a number of actions, including: 1) imposition of a new transportation sales and use tax at a rate of one-half percent and an excise tax of \$20 per motor vehicle effective October 1, 2017; and 2) approval of the Sales and Use Transportation Tax Implementation Plan. The Plan identifies the Green Line Extension project as being eligible for capital and operating funding from the County's new Transportation Tax.

May 2018: The Metropolitan Council approved a new project budget of \$2.003 billion. Hennepin County Board Resolution 18-0222 approved a total county funding share of \$592,953,000; subject to certain conditions.

November 2018: The Federal Transit Administration issues the first Letter of No Prejudice to the Metropolitan Council, which permits construction expenditures prior to the execution of the federal grant. The Metropolitan Council awards the civil construction contract to Lunda/C.S. McCrossan Joint Venture.

August 2019: The Federal Transit Administration issues the second Letter of No Prejudice. The Metropolitan Council also submits an application for \$928.9 million of federal funding through the Federal Transit Administration's Capital Improvement Grant program.

2020: The Federal Transit Administration issues the third and fourth Letter of No Prejudice from the Federal Transit Administration. The Federal Transit Administration also awards a Full Funding Grant Agreement for \$928.9 million.

August 2021: Hennepin County Board Resolution 21-0297 approved a capital budget amendment to increase county funding for the project by \$200.3 million.

September 2021: The Federal Transit Administration awarded a \$30.5 million American Rescue Plan grant to the project, increasing the total federal contribution to \$959.4 million.

December 2022: Resolution 22-0538 increases county funding by \$100.0 million as part of 2023 capital budget. In 2022, the Metropolitan Council committed \$161 of additional federal funds to the project, bringing the the total federal contribution to \$1.13 billion.

Last Year's CIP Process Summary	Budget To-Date	2022	2023	2024	2025	2026	Future	Total
Department Requested	792,892,368							792,892,368
Administrator Proposed	792,892,368							792,892,368
CBTF Recommended	792,892,368							792,892,368
Board Approved Final	792,892,368							792,892,368

Project Name: 1005877 HC Bottineau Light Rail Transit
Major Program: Public Works
Department: Transportation Sales Tax & Development

Funding Start: 2018
Funding Completion: 2027

Summary:

The METRO Blue Line Extension (Bottineau LRT) project is a proposed 13-mile expansion of the existing METRO Blue Line that will extend from downtown Minneapolis through north Minneapolis, Robbinsdale, Crystal, to Brooklyn Park, serving the northwest Twin Cities metro. This light rail transit project will link to local and express bus routes, and will seamlessly connect to the regional light rail transit system at Target Field Station in downtown Minneapolis.

Purpose & Description:

The METRO Blue Line Extension project is needed to connect people to new opportunities and destinations; link people more efficiently to educational and employment opportunities; reduce transit commute times; increase access to goods and services in an area where building community wealth is a priority; improve public health and reduce pollution; and make a generational and unprecedented transit investment in a corridor that has experienced a history of systemic racism and high percentage of zero-car households.

NOTE: The project budget only shows the county's share of project costs. "Transfer from other Funds" reflects contributions from the county's 0.5% Transportation Sales and Use Tax. "Bonds - GO Sales Tax" is general obligation bonded indebtedness funded with Transportation Sales and Use Tax collections.

The total estimated project cost is \$1.536 billion. Additional contributions are anticipated from:

- \$752.7 million Federal sources
- 85.6 million Counties Transit Improvement Board
- 149.6 million Hennepin County Regional Railroad Authority
- 17.4 million Other sources
- \$1,005.3 million Subtotal non-Hennepin County sources



REVENUE	Budget To-Date	12/31/22 Act & Enc	Balance	2023	2024	2025	2026	2027	Future	Total
Bonds - G.O. Sales Tax	63,000,000		63,000,000			50,000,000	100,000,000	37,000,000		250,000,000
Transfer from other Funds	25,000,000	5,218,833	19,781,167	38,000,000	57,000,000	50,000,000	50,000,000	60,100,000		280,100,000
Total	88,000,000	5,218,833	82,781,167	38,000,000	57,000,000	100,000,000	150,000,000	97,100,000		530,100,000

EXPENSE	Budget To-Date	12/31/22 Act & Enc	Balance	2023	2024	2025	2026	2027	Future	Total
Construction	88,000,000	5,505,418	82,494,582	38,000,000	57,000,000	100,000,000	150,000,000	97,100,000		530,100,000
Total	88,000,000	5,505,418	82,494,582	38,000,000	57,000,000	100,000,000	150,000,000	97,100,000		530,100,000

Project Name: 1005877 HC Bottineau Light Rail Transit	Funding Start: 2018
Major Program: Public Works	Funding Completion: 2027
Department: Transportation Sales Tax & Development	

Current Year's CIP Process Summary	Budget To-Date	2023	2024	2025	2026	2027	Future	Total
Department Requested	88,000,000	38,000,000	57,000,000	100,000,000	150,000,000	97,100,000		530,100,000
Administrator Proposed	88,000,000	38,000,000	57,000,000	100,000,000	150,000,000	97,100,000		530,100,000
CBTF Recommended	88,000,000		95,000,000	100,000,000	150,000,000	97,100,000		530,100,000
Board Approved Final	88,000,000	38,000,000	57,000,000	100,000,000	150,000,000	97,100,000		530,100,000

Scheduling Milestones (major phases only):

Project Development: 2014 - 2016

Engineering: 2017 - Present

Construction: To be determined.

Project's Effect on County Priorities and the Operating Budget:

Estimated operating subsidy to be paid with county collected Transportation Sales and Use Tax, potentially by 2027.

Changes from Prior CIP:

For the 2023-2027 CIP request, the total project budget has not changed, however, the timing of funding has been slightly adjusted to reflect updated project needs.

Board Resolutions / Supplemental Information:

August 2014: The Federal Transit Administration approves the project to begin the Project Development phase of work. The project transitions from Hennepin County to the Metropolitan Council.

March 2016: In the municipal consent process, a requirement under state law, Hennepin County and cities along the route review and approve preliminary design plans for the project.

July 2016: The Federal Transit Administration issues its Record of Decision.

January 2017: The Federal Transit Administration approves the project to enter the Engineering phase of work.

June 2017: Hennepin County Board Resolution 17-0207 authorized a number of actions, including: 1) imposition of a new transportation sales and use tax at a rate of one-half percent and an excise tax of \$20 per motor vehicle effective October 1, 2017; and 2) approval of the Sales and Use Transportation Tax Implementation Plan. The Plan identifies the Green Line Extension project as being eligible for capital and operating funding from the County's new Transportation Tax.

2017: The Bassett Creek stormwater tunnel under Olson Memorial Highway is relocated to accommodate the future Van White Boulevard Station.

August 2020: Hennepin County and the Metropolitan Council begin engaging project partners and community stakeholders about possible LRT route options for the project without using the approximately 8 miles of freight railroad property, as initially planned.

April 2022: Hennepin County and the Metropolitan Council release a route recommendation for public comment. Future steps include approval of the route recommendation by Hennepin County and the Metropolitan Council, further environmental review, and advanced engineering.

Last Year's CIP Process Summary	Budget To-Date	2022	2023	2024	2025	2026	Future	Total
Department Requested	78,000,000	10,000,000	38,000,000	57,000,000	100,000,000	247,100,000		530,100,000
Administrator Proposed	78,000,000	10,000,000	38,000,000	57,000,000	100,000,000	247,100,000		530,100,000
CBTF Recommended	78,000,000	10,000,000	38,000,000	57,000,000	100,000,000	247,100,000		530,100,000
Board Approved Final	78,000,000	10,000,000	38,000,000	57,000,000	100,000,000	247,100,000		530,100,000

Project Name: 1006390 HERC Facility Preservation & Improvement 2021-2025
Major Program: Public Works
Department: Environment & Energy

Funding Start: 2021
Funding Completion: 2025

Summary:

This project will provide the necessary maintenance, repairs, and improvements to maintain efficient operations at the Hennepin Energy Recovery Center (HERC), which is located at 505 6th Avenue North in Minneapolis.

Purpose & Description:

The county is required to comply with state law MN 473.848 to process waste before disposal, to reduce the landfilling of solid waste, and to meet the goals of the county's Solid Waste Master Plan. The county has a commitment to provide the operator of HERC with Municipal Solid Waste to run HERC.

The county also has commitments to sell electricity to Xcel Energy and steam to NRG and Target Field. In 2021, the County realized \$8,156,995 in revenues from the sale of electricity, \$256,000 from the sale of steam and \$1,087,033 from the sale of ferrous metal.

County's goal is to ensure that HERC is run efficiently; that as much energy is recovered from the Municipal Solid Waste as possible to maximize revenues; that the county is complying with all waste management regulations and that county is honoring its solid waste processing commitments.

Great River Energy is the operator of the HERC facility, and the county and Great River Energy have identified projects that will protect the county's investment in HERC. These projects will reduce downtime and ensure that the facility continues to operate efficiently while maximizing revenues. Any maintenance and repairs deferred can result in unplanned outages, more downtime, and loss in revenue.



REVENUE	Budget To-Date	12/31/22 Act & Enc	Balance	2023	2024	2025	2026	2027	Future	Total
Bonds - GO		0	0							
Bonds - GO Enterprise	5,000,000	5,000,000								5,000,000
Enterprise Income	6,000,000		6,000,000	6,000,000	5,000,000	5,000,000				22,000,000
Total	11,000,000	5,000,000	6,000,000	6,000,000	5,000,000	5,000,000				27,000,000
EXPENSE	Budget To-Date	12/31/22 Act & Enc	Balance	2023	2024	2025	2026	2027	Future	Total
Construction	9,000,000	11,242,456	(2,242,456)	5,000,000	4,000,000	4,000,000				22,000,000
Consulting	1,000,000		1,000,000	500,000	500,000	500,000				2,500,000
Contingency	1,000,000		1,000,000	500,000	500,000	500,000				2,500,000
Total	11,000,000	11,242,456	(242,456)	6,000,000	5,000,000	5,000,000				27,000,000

Project Name: 1006390 HERC Facility Preservation & Improvement 2021-2025	Funding Start: 2021
Major Program: Public Works	Funding Completion: 2025
Department: Environment & Energy	

Current Year's CIP Process Summary	Budget To-Date	2023	2024	2025	2026	2027	Future	Total
Department Requested	11,000,000	6,000,000	5,000,000	5,000,000				27,000,000
Administrator Proposed	11,000,000	6,000,000	5,000,000	5,000,000				27,000,000
CBTF Recommended	11,000,000	6,000,000	5,000,000	5,000,000				27,000,000
Board Approved Final	11,000,000	6,000,000	5,000,000	5,000,000				27,000,000

Scheduling Milestones (major phases only):

2022 Planned Work includes the following major projects:
 \$1,600,000 Replace secondary superheater tubes in unit #2
 1,300,000 Ash handling equipment upgrade
 900,000 Economizer Outlet
 270,000 Lime slaking equipment
 700,000 Ash Storage Building Refurbishment Phase II
 1,230,000 Other miscellaneous projects
\$6,000,000 Total

2023 Planned Work includes the following major projects:
 \$2,000,000 Replacement of Furnace Front wall Panels Phase I
 1,500,000 Fire Pump Electrical Feed Design
 1,000,000 Furnace side plate tension project
 975,000 Boiler #2 Primary Superheater Tube Upgrade
 525,000 Other miscellaneous projects
\$6,000,000 Total

Board Resolutions / Supplemental Information:

The County and contracted operator (Great River Energy-HERC Services) work together to identify corrective maintenance, repair, and improvement projects. Projects are typically scheduled for installation during HERC's planned outages to minimize unplanned downtime and revenue loss. Some of these projects require studies and design work. All require lead time for planning, hiring sub-contractors, and procurement. There are also times when the schedule has to be modified to accommodate an unplanned repair or to meet new regulatory requirements. Consequently, a planned project can be deferred, or a future project postponed.

- This project will replace the following capital project:
- HERC Facility Preservation & Improvements 2016-2020 (#1002150)
- Funded Budget: \$38,826,000
- Expenditures & Encumbrances: \$36,583,000
- Balance as of 12/31/22: \$ 2,243,000

NOTE: Great River Energy-HERC Services is responsible for all routine maintenance and repairs. The County is responsible for paying for all system replacement projects and improvements. Bonding is assumed to be general obligation debt supported by HERC revenues. Revenue from the Solid Waste Enterprise fund will be used for 2022 and future capital projects.

HERC incinerates residential and commercial municipal solid waste (MSW) to produce steam and electricity. Electricity produced is sold to Xcel Energy while the steam is sold to NRG Energy Center and Target Field. Steam from HERC is also passed through the Clearway Energy district heating system to the Hennepin County Energy Center. HERC has been in operation since 1989 and requires maintenance, repairs, and improvements to maintain efficient operations. These projects are organized into two categories:

- **Corrective maintenance and repairs:** This includes maintenance and repair of the building and grounds, as well as motors, fans, pumps, air compressors, boiler and steam tubes, steam turbine, electric generator, cooling tower, instrumentation and process control systems, air pollution control equipment, emissions monitoring system and ash handling system and other ancillary equipment needed to efficiently burn waste, produce steam and electricity.
- **Improvements:** This includes upgrades to the building and grounds, improvements in the manner of burning solid waste and of producing steam and electricity. It also includes changes that become necessary to the waste processing and any pollution control systems, to meet new federal and state environmental permit requirements.

Project's Effect on County Priorities and the Operating Budget:

County Priorities: Maintaining this heavily used facilities is critical in providing services to the residents of Hennepin County.

Operating Budget: HERC capital projects will improve operational efficiency and protect county assets. In 2021, the County realized \$8,156,995,000 in revenues from the sale of electricity, \$256,000 from the sale of steam and \$1,087,033 from the sale of ferrous metal.

Changes from Prior CIP:

The 2023 estimate has increased by \$1,000,000 over the 2022-2026 budget due to increases in material and labor costs, as well as supply chain issues brought on by the pandemic. Additionally, unprecedented inflation rates have been taken into consideration and included in this cost estimate as prices for goods and services continue to rise due to labor shortages, rising fuel costs and material availability.

Last Year's CIP Process Summary	Budget To-Date	2022	2023	2024	2025	2026	Future	Total
Department Requested	5,000,000	6,000,000	5,000,000	5,000,000	5,000,000			26,000,000
Administrator Proposed	5,000,000	6,000,000	5,000,000	5,000,000	5,000,000			26,000,000
CBTF Recommended	5,000,000	6,000,000	5,000,000	5,000,000	5,000,000			26,000,000
Board Approved Final	5,000,000	6,000,000	5,000,000	5,000,000	5,000,000			26,000,000

Project Name: 1006391 Energy Center Improvements 2021-2025
Major Program: Public Works
Department: Environment & Energy

Funding Start: 2024
Funding Completion: 2025

Summary:


This project provides for upgrades and improvements to the Hennepin County Energy Center (HCEC) located at 600 10th Avenue South, in downtown Minneapolis.

Purpose & Description:

The purpose of this project is to improve the reliability of delivering steam and chilled water to the County's internal and external customers, increase capacity and efficiency, meet safety standards, and provide major maintenance to operational equipment. These improvements, including replacement of outdated and worn equipment, will maintain plant reliability.

The HCEC produces steam and chilled water to meet the heating and cooling needs of the Medical Center, Government Center, Public Safety Facility, other County buildings and several private facilities.

Clearway Energy operates the Energy Center under contract with the County. The county and Clearway have identified projects that will protect the county's investment in the Energy Center. These projects will reduce downtime and ensure that the facility continues to operate efficiently. Any maintenance and repairs deferred can result in unplanned outages and downtime.



REVENUE	Budget To-Date	12/31/22 Act & Enc	Balance	2023	2024	2025	2026	2027	Future	Total
Bonds - GO Enterprise					1,000,000	1,000,000				2,000,000
Total					1,000,000	1,000,000				2,000,000
EXPENSE	Budget To-Date	12/31/22 Act & Enc	Balance	2023	2024	2025	2026	2027	Future	Total
Construction					900,000	900,000				1,800,000
Consulting					50,000	50,000				100,000
Contingency					50,000	50,000				100,000
Total					1,000,000	1,000,000				2,000,000

Project Name: 1006391 Energy Center Improvements 2021-2025	Funding Start: 2024
Major Program: Public Works	Funding Completion: 2025
Department: Environment & Energy	

Current Year's CIP Process Summary	Budget To-Date	2023	2024	2025	2026	2027	Future	Total
Department Requested			1,000,000	1,000,000				2,000,000
Administrator Proposed			1,000,000	1,000,000				2,000,000
CBTF Recommended			1,000,000	1,000,000				2,000,000
Board Approved Final			1,000,000	1,000,000				2,000,000

Scheduling Milestones (major phases only):

2022 Planned Work includes*:**
 \$2,000,000 Roof Replacement
 130,000 Steam Vault upgrades
 65,000 Cooling tower Structural Repairs
 25,000 Control upgrades Phase I
\$2,220,000 Total

2023 Planned Work includes*:**
 \$105,000 Clean Power Project
 175,000 Remote control Isolation Valves
 115,000 Cooling Tower Fans
 110,000 Brine Tank
\$505,000 Total

***All work in 2022 & 2023 will be paid for out of the prior Energy Center Improvement project (#1003375) until those funds have been exhausted.

Board Resolutions / Supplemental Information:

2024-2027 Workplan includes the following major items:
 - Burner Management Upgrade
 - Remote controlled isolation valves
 - Condensate polishers
 - Burner Management upgrade
 - Server room upgrades
 - Control upgrades Phase II
 - Cooling tower fill

This project will replace the following capital project:

- Energy Center Improvements 2016-2020 (#1003375)
- Funded Budget: \$4,175,000
- Expenditures & Encumbrances: \$2,704,000
- Balance as of 12/31/22: \$1,471,000

NOTE: Bonding is assumed to be general obligation debt supported by Energy Center revenues.

Project's Effect on County Priorities and the Operating Budget:

County Priorities: Maintaining this heavily used facilities is critical in providing services to the residents of Hennepin County.

Operating Budget: HCEC capital projects will improve operational efficiency and protect county assets.

A number of improvements are requested that will improve the operations at HCEC, the major projects included in this list are: System reliability and safety improvements such as replacement of condensate polishers, cooling tower fans, cooling tower fill, electrical upgrades, refrigerant upgrade (R-500), refrigerant detectors, boilers, and chillers, motors and pumps, electrical equipment, server room and controls, remote control isolation valves, and power factor correction, regulatory, process and emissions improvements.

Changes from Prior CIP:

The 2023 estimate has decreased by \$1,000,000 from the 2022-2026 budget as there is a large unspent balance of prior appropriations still available in the prior Energy Center Improvements capital project, #1003375.

Last Year's CIP Process Summary	Budget To-Date	2022	2023	2024	2025	2026	Future	Total
Department Requested			1,000,000	1,000,000	1,000,000			3,000,000
Administrator Proposed			1,000,000	1,000,000	1,000,000			3,000,000
CBTF Recommended			1,000,000	1,000,000	1,000,000			3,000,000
Board Approved Final			1,000,000	1,000,000	1,000,000			3,000,000

Project Name: 1006392 Transfer Station Facility Preservation 2021-2025
Major Program: Public Works
Department: Environment & Energy

Funding Start: 2021
Funding Completion: 2025

Summary:

This project will provide for necessary facility upgrades, renovations and improvements at the at the Brooklyn Park Transfer Station, located at 8100 N Jefferson Highway in Brooklyn Park, Minnesota and the Bloomington Recycle Center at 1400 W 96th Street in Bloomington, Minnesota.

Purpose & Description:

The purpose of this project is to properly plan for future corrective renovation, scheduled replacement and facility upgrade projects before failures occur. The capital funding request is a compilation or projects based on facility audits for the two facilities. These studies are conducted every five years and evaluate the building system life cycles for architectural, mechanical, electrical, roof equipment and finishes.

The summary reports from these audits are prioritized and incorporated into a revised plan for the current or upcoming five-year period. The most recent facility inspections were conducted in 2019.

All of the work done under the auspices of this project was identified through periodic surveys of the respective building systems by expert consultants and operations and maintenance staff. The surveys and audits provide a work plan to effect major facility repairs, renovations and upgrades in support of the county's service mission. Executing this responsibility requires considerable funding in a consistent and continuous stream on an annual basis.

This project will: 1) replace critical systems which have exceeded their predicted lifetime, 2) plan for future critical system replacements via a replacement plan based on detailed facility audits, and 3) maintain the physical infrastructures of two facilities that have high public usage. This funding allows staff to maintain buildings using a 5-year cyclical program based on statistical average life cycles of various building infrastructure systems. This ensures that buildings are maintained in optimal condition and that an appropriate quality of space is available for county programs.



REVENUE	Budget To-Date	12/31/22 Act & Enc	Balance	2023	2024	2025	2026	2027	Future	Total
Enterprise Income	750,000		750,000	1,100,000	400,000	400,000				2,650,000
Total	750,000		750,000	1,100,000	400,000	400,000				2,650,000
EXPENSE	Budget To-Date	12/31/22 Act & Enc	Balance	2023	2024	2025	2026	2027	Future	Total
Construction	600,000	221,256	378,744	1,050,000	350,000	350,000				2,350,000
Consulting	75,000		75,000	25,000	25,000	25,000				150,000
Contingency	75,000		75,000	25,000	25,000	25,000				150,000
Total	750,000	221,256	528,744	1,100,000	400,000	400,000				2,650,000

Project Name: 1006392 Transfer Station Facility Preservation 2021-2025	Funding Start: 2021
Major Program: Public Works	Funding Completion: 2025
Department: Environment & Energy	

Current Year's CIP Process Summary	Budget To-Date	2023	2024	2025	2026	2027	Future	Total
Department Requested	750,000	1,100,000	400,000	400,000				2,650,000
Administrator Proposed	750,000	1,100,000	400,000	400,000				2,650,000
CBTF Recommended	750,000	1,100,000	400,000	400,000				2,650,000
Board Approved Final	750,000	1,100,000	400,000	400,000				2,650,000

Scheduling Milestones (major phases only):

2022 Planned Work includes the following major areas:

- \$350,000 Mechanical
- 150,000 Architectural
- 40,000 Electrical
- 10,000 Life Safety
- 150,000 Parking & Grounds
- \$700,000 Total**

2023 Planned Work includes the following major areas:

- \$700,000 HVAC & Air quality improvements
- 380,000 Architectural, Mechanical & Electrical
- 55,000 Life Safety
- 150,000 Parking & Grounds
- \$1,165,000 Total**

Board Resolutions / Supplemental Information:

2024 Planned Work includes the following major areas:

- \$50,000 Architectural
- 150,000 Mechanical
- \$200,000 Total**

Due to the effects of COVID-19 with regard to accessing facilities and the availability of vendors, the mechanical work slated for completion in 2020 actually started in December of 2020 and a majority of the work will conclude in 2021. However, due to extended lead times, some mechanical projects are still in process and will be finished up in 2022. The prior capital project (1002151) will be used for this work and be closed once the mechanical work is completed.

This project is preceded by the following capital project:

- Transfer Station Facility Preservation 2016-2020 (1002151)
- Funded Budget: \$1,050,000
- Expenditures & Encumbrances: \$ 652,000
- Balance as of 12/31/2022: \$ 398,000

Project's Effect on County Priorities and the Operating Budget:

County Priorities: Maintaining these heavily used facilities is critical in providing service to the residents of Hennepin County. The majority of the refurbishment of these facilities is contracted through the Hennepin County SBE program vendors.

Operating Budget: This project will reduce expenditures for unplanned or emergency repairs and will reduce dependency on the Environment and Energy annual operating budget for major repairs. Effects on the operating budget cannot be quantified, but reductions to future operational repair expenses are expected.

Changes from Prior CIP:

The 2023 estimate has increased by \$700,000 over the 2022-2026 budget as a new HVAC and air quality improvement project at the Brooklyn Park Transfer Station has been added to the project scope.

Last Year's CIP Process Summary	Budget To-Date	2022	2023	2024	2025	2026	Future	Total
Department Requested	350,000	400,000	400,000	400,000	400,000			1,950,000
Administrator Proposed	350,000	400,000	400,000	400,000	400,000			1,950,000
CBTF Recommended	350,000	400,000	400,000	400,000	400,000			1,950,000
Board Approved Final	350,000	400,000	400,000	400,000	400,000			1,950,000

Project Name: 1008034 New Anaerobic Digestion Facility
Major Program: Public Works
Department: Environment & Energy

Funding Start: 2021
Funding Completion: 2022

Summary:

This project will fund the development of an Anaerobic Digestion (AD) Facility and provide the organics processing infrastructure needed to support the expansion of organics recycling programs throughout the county.

Purpose & Description:

Diverting more organics from the trash is part of the county's climate action plan and solid waste management master plan. Organics are a problem in landfills, where decomposition produces methane, a greenhouse gas that is up to 34 times more powerful than carbon dioxide over a century. In 2021, 1.4 million tons of total solid waste, comprised of recyclables, organics and trash was generated in Hennepin County. A 2022 waste sort verified that organics comprise 25-30% of the solid waste stream. The purpose of the AD facility will be to manage a portion of available organics. The AD facility will be designed to process 25,000 tons with the possibility of expansion as municipal and commercial organic programs grow. State law requires metropolitan counties to achieve a 75% recycling goal by the year 2030. To achieve this ambitious goal, the recycling of organic waste, primarily food waste, will be necessary.

In 2018 the Board approved revisions to the county's recycling ordinance to focus on organics. Business food waste recycling requirements went into effect January 1, 2020. Cities are required to offer residents the opportunity to recycle organics by January 1, 2022. As the implementation of organics recycling expands, organics diversion will increase significantly. The key limiting factor to the expansion of organics recycling is the infrastructure to process the organics into beneficial products. Composting is the most common organics processing method, but anaerobic digestion provides a better and higher use for this material. Specifically, anaerobic digestion has the added benefit of producing biogas which can be used to produce various forms of clean, renewable energy including renewable natural gas.

To ensure adequate organics processing infrastructure, county involvement is needed. Anaerobic digestion (AD) provides an opportunity to expand and diversify our local processing infrastructure. In 2018 the county released a Request for Qualifications (RFQ) to gauge interest from potential AD developers. The county received 15 responses. All responses highlighted the need for the county to provide support for one or more of the following critical factors to move forward with facility development: 1) a site, 2) feedstock commitment (organic material), 3) financing, and 4) agreements to purchase end products. After reviewing the 15 responses to the AD RFQ, county staff selected a small group of the strongest respondents and continued discussions with those vendors.

In 2021 the county released an RFP and has chosen a preferred proposer. This capital budget request includes consulting services to evaluate the RFP and negotiate an agreement, site acquisition, and construction and commissioning costs. This request will keep the county's AD development efforts moving forward and demonstrate the county's commitment to zero waste and climate action.



Anearobic Digestion Facility in San Luis Obispo, California

REVENUE	Budget To-Date	12/31/22 Act & Enc	Balance	2023	2024	2025	2026	2027	Future	Total
Bonds - GO Enterprise	22,000,000	41,349	21,958,651							22,000,000
State - Other	21,000,000		21,000,000							21,000,000
Enterprise Income	750,000		750,000							750,000
Total	43,750,000	41,349	43,708,651							43,750,000

EXPENSE	Budget To-Date	12/31/22 Act & Enc	Balance	2023	2024	2025	2026	2027	Future	Total
Consulting	250,000	81,367	168,633							250,000
Contingency	43,500,000		43,500,000							43,500,000
Total	43,750,000	81,367	43,668,633							43,750,000

Project Name: 1008034 New Anaerobic Digestion Facility	Funding Start: 2021
Major Program: Public Works	Funding Completion: 2022
Department: Environment & Energy	

Current Year's CIP Process Summary	Budget To-Date	2023	2024	2025	2026	2027	Future	Total
Department Requested	43,750,000							43,750,000
Administrator Proposed	43,750,000							43,750,000
CBTF Recommended	43,750,000							43,750,000
Board Approved Final	43,750,000							43,750,000

Scheduling Milestones (major phases only):

CONCEPT SCHEDULES

Sheriff's ESD HQ:
 Site Search: Q2 2021 - Q3 2021
 Design & Construct: Q1 2022 - Q3 2024
 Relocate from Site: Q1 2024

Anerobic Digestion Facility:
 Concept Design: 2022
 Value Engineering: Q1 2023 - Q3 2023
 Final Design: Q3 2023 - Q4 2023
 Permitting: 2023-2024
 Construction:* Q1 2024 - Q4 2025
 Completion: 2025

*NOTE: Project schedule is dependent upon MPCA issuing all required permits and receipt of state funds.

Board Resolutions / Supplemental Information:

This project will be funded with proceeds from the Solid Waste Enterprise Fund.

Resolution 21-0197 (June 1, 2021):
 BE IT RESOLVED, that capital project 1008034 New Anaerobic Digestion Facility be identified in the 2021 Capital Budget with an appropriation of \$250,000 funded by a transfer from the Solid Waste Fund balance to cover preliminary planning costs; that the administrator is directed to include an additional \$43,250,000 in state and county general obligation bonding in the 2022 Capital Budget for construction and related costs of the project;...

Resolution 22-0417 (November 1, 2022): BE IT RESOLVED, that the county administrator be authorized to negotiate an agreement with Sacyr Infrastructure USA LLC to complete value engineering related to a proposed anaerobic digestion project (Capital Project 1008034), for the period of November 1, 2022 through May 31, 2023, with the total amount not to exceed \$300,000...

Project's Effect on County Priorities and the Operating Budget:

County Priorities: This project is consistent with the goals of the county's climate action plan. Specifically, this project would divert organic materials from landfills and thereby reduce the generation of methane, which is a potent Greenhouse Gas.

Changes from Prior CIP:


The 2023 - 2027 planned budget has not changed, however costs are anticipated to increase. Pursuing both federal and state funding during 2023. Additional project cost and scope changes may occur for 2024.

Last Year's CIP Process Summary	Budget To-Date	2022	2023	2024	2025	2026	Future	Total
Department Requested	250,000	43,500,000						43,750,000
Administrator Proposed	250,000	43,500,000						43,750,000
CBTF Recommended	250,000	43,500,000						43,750,000
Board Approved Final	250,000	43,500,000						43,750,000

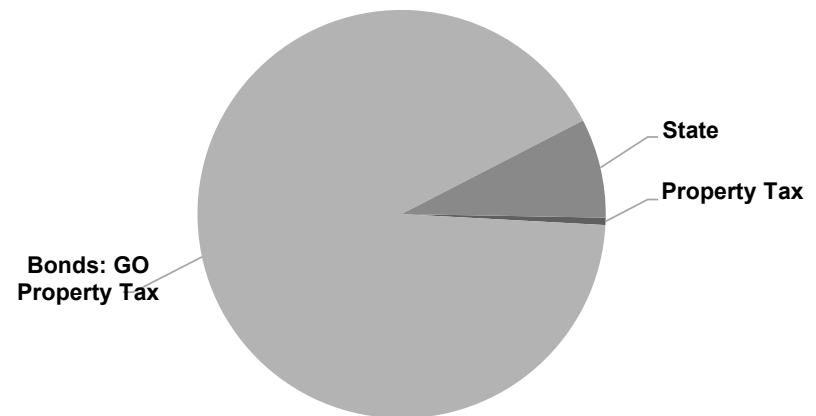
Law, Safety and Justice

The Law, Safety and Justice line of business includes the county's activities in law enforcement, criminal prosecution, legal counsel for the indigent, and correctional programs. The county departments contributing to this major program consists of: Public Safety Administration, County Attorney's Office, Court Functions, Public Defender's Office, Sheriff's Office, Department of Community Corrections & Rehabilitation and Sheriff's Radio Communications. In addition, the county is responsible for providing physical space and related capital improvements for the Fourth Judicial District Court of Minnesota.

2023 Budget



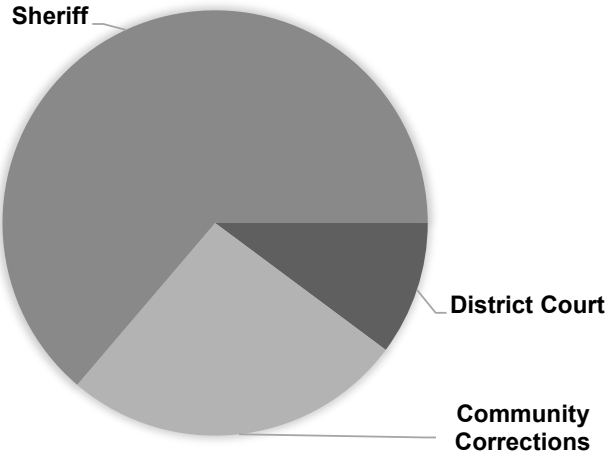
2023 - 2027 CIP



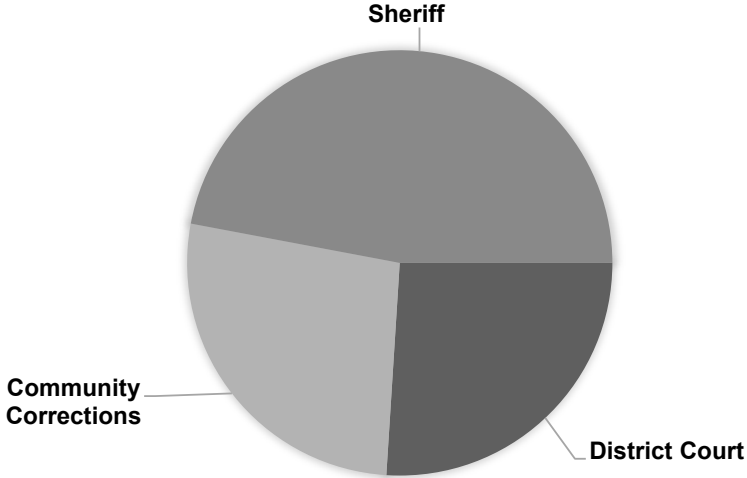
Revenue Category	2023 Budget		2024	2025	2026	2027	2023 - 2027 CIP	
Property Tax	150,000	0.5%	0	200,000	0	0	350,000	0.6%
Bonds: GO Property Tax	30,050,000	97.1%	16,255,000	5,445,000	2,600,000	1,000,000	55,350,000	91.5%
State	750,000	2.4%	1,000,000	1,000,000	1,000,000	1,000,000	4,750,000	7.9%
Total	30,950,000	100.0%	17,255,000	6,645,000	3,600,000	2,000,000	60,450,000	100.0%

Law, Safety and Justice Expenditures

2023 Budget



2023 - 2027 CIP



Expenditure Area	2023 Budget		2024	2025	2026	2027	2023 - 2027 CIP	
District Court	3,150,000	10.2%	3,225,000	3,745,000	3,600,000	2,000,000	15,720,000	26.0%
Community Corrections	8,065,000	26.1%	5,330,000	2,900,000	0	0	16,295,000	27.0%
Sheriff	19,735,000	63.7%	8,700,000	0	0	0	28,435,000	47.0%
Total	30,950,000	100.0%	17,255,000	6,645,000	3,600,000	2,000,000	60,450,000	100.0%

Revenues by Project

NOTE: All Total and subtotal lines precede detail

Pg#	Project Number and Name	Revenue Category	Budget to Date	Budget Remaining	2023 - 2027 Capital Improvement Program					Beyond 2027	Project Total
					2023 Budget	2024	2025	2026	2027		
	Grand Total		1,708,762,047	671,198,461	447,655,800	346,992,500	264,596,000	257,555,000	156,540,000	22,250,000	3,204,351,347
	LAW, SAFETY AND JUSTICE		60,855,000	33,775,398	30,950,000	17,255,000	6,645,000	3,600,000	2,000,000	0	121,305,000
	District Court		5,355,000	4,058,535	3,150,000	3,225,000	3,745,000	3,600,000	2,000,000	0	21,075,000
III-2	1006378 District Court Digital Evidence Technology		4,000,000	3,260,384	2,500,000	2,000,000	2,000,000	2,000,000	2,000,000	0	14,500,000
	Bonds - GO		1,500,000		1,750,000	1,000,000	1,000,000	1,000,000	1,000,000	0	7,250,000
	State - Other		2,500,000		750,000	1,000,000	1,000,000	1,000,000	1,000,000	0	7,250,000
III-4	1003245 HCGC Courtroom Jury Reconfiguration		1,355,000	798,151	650,000	1,225,000	1,545,000	1,600,000	0	0	6,375,000
	Bonds - GO		1,355,000		650,000	1,225,000	1,545,000	1,600,000	0	0	6,375,000
III-6	1008036 District Court Psychological Services Expansion		0	0	0	0	100,000	0	0	0	100,000
	Property Tax		0		0	0	100,000	0	0	0	100,000
III-8	1008037 New In-custody Courtroom		0	0	0	0	100,000	0	0	0	100,000
	Property Tax		0		0	0	100,000	0	0	0	100,000
	Community Corrections & Rehabilitation		33,930,000	12,648,317	8,065,000	5,330,000	2,900,000	0	0	0	50,225,000
III-10	1006380 DOCCR ACF Asset Protection 2019-2025		31,620,000	11,196,439	5,000,000	4,130,000	2,900,000	0	0	0	43,650,000
	Bonds - GO		31,620,000		5,000,000	4,130,000	2,900,000	0	0	0	43,650,000
III-12	1007207 Juvenile Detention Center Safety Upgrades		2,110,000	1,251,878	2,290,000	0	0	0	0	0	4,400,000
	Bonds - GO		2,110,000		2,290,000	0	0	0	0	0	4,400,000
III-14	1009341 Juvenile Detention Center Ceiling Tile & Lighting Upgrades		0	0	625,000	0	0	0	0	0	625,000
	Bonds - GO		0		625,000	0	0	0	0	0	625,000
III-16	1009342 Government Center Secure Interview Rooms		0	0	0	1,200,000	0	0	0	0	1,200,000
	Bonds - GO		0		0	1,200,000	0	0	0	0	1,200,000
III-18	1005168 ACF Program Services Remodel		100,000	100,000	0	0	0	0	0	0	100,000
	Property Tax		100,000		0	0	0	0	0	0	100,000
III-20	1008038 ACF Men's Visitation/Education & Staff Training Remodeling		100,000	100,000	0	0	0	0	0	0	100,000
	Property Tax		100,000		0	0	0	0	0	0	100,000
III-22	0031843 ACF Women's Section Facility Modifications		0	0	150,000	0	0	0	0	0	150,000
	Property Tax		0		150,000	0	0	0	0	0	150,000
	Sheriff		21,570,000	17,068,546	19,735,000	8,700,000	0	0	0	0	50,005,000
III-24	1006425 Public Safety Services Division HQ Relocation		20,000,000	16,749,096	14,570,000	7,330,000	0	0	0	0	41,900,000
	Bonds - GO		20,000,000		14,570,000	7,330,000	0	0	0	0	41,900,000
III-26	1008699 Sheriff ADC 5th Floor Reprogramming		230,000	216,000	750,000	0	0	0	0	0	980,000
	Bonds - GO		230,000		750,000	0	0	0	0	0	980,000
III-28	1009470 City Hall Ground Floor Office Remodeling		0	0	2,200,000	0	0	0	0	0	2,200,000
	Bonds - GO		0		2,200,000	0	0	0	0	0	2,200,000
III-30	1009343 Public Safety Services Division HQ Radio Tower Isolation		0	0	0	1,370,000	0	0	0	0	1,370,000
	Bonds - GO		0		0	1,370,000	0	0	0	0	1,370,000
III-32	1009346 Downtown Facilities Intra-building Radio Communications		0	0	750,000	0	0	0	0	0	750,000
	Property Tax		0		0	0	0	0	0	0	0
	Bonds - GO		0		750,000	0	0	0	0	0	750,000
III-34	1009344 Government Center Lower Level Holding Cell Modifications		0	0	990,000	0	0	0	0	0	990,000
	Bonds - GO		0		990,000	0	0	0	0	0	990,000
III-36	1007214 Sheriff's Furniture Upgrades		1,340,000	103,450	475,000	0	0	0	0	0	1,815,000
	Bonds - GO		1,340,000		475,000	0	0	0	0	0	1,815,000

Project Name: 1006378 District Court Digital Evidence Technology
Major Program: Law, Safety and Justice
Department: District Court

Funding Start: 2020
Funding Completion: 2027

Summary:

This project will evaluate the digital evidence technology needs of District Court courtrooms and install the recommended equipment needed to provide modern digital technology appropriate for each location. The work includes the AV equipment and associated building remodeling needed to allow for the installation.

Purpose & Description:

The purpose of this project is to provide fair and equal access to justice to the residents of Hennepin County, by removing technological barriers associated with the presentation of evidence in hearings, cases and trials. Specifically, the goals of this project are:

- To appropriately level the technology playing field for all hearing participants
- Provide a consistent level of capability across the District
- Provide an appropriate technology system for each courtroom
- Provide systems that are easy to use, easy to connect to, and are consistent across the District

Digital video evidence presentation systems are essential to meeting these goals because we are now living in a world where we constantly produce and consume digital information. Even when we work with paper documents, they are generated from a computer. Therefore, attorneys and even pro se defendants often have digital evidence to present at their hearing. They currently must either print multiple copies of their documents for all parties in a trial or bring in their own audio video equipment to present their case. Adding digital video evidence presentation systems is an integral part of modernizing the courtroom work environment.

There is currently not a uniform method for displaying digital video evidence in the county courtrooms. Only four courtrooms currently have wall-mounted video monitors with the remaining courtrooms being served by carts with monitors that are moved as needed into a courtroom.

The new construction will provide appropriate updated audio and visual technology to all facility locations and include the bench, attorney tables, jury boxes, the general public areas, as well as adjacent jury deliberation rooms. However, the project scope details and a detailed implementation schedule have not yet been finalized. Project costs are subject to significant variability and increases. Budget requests in years 2024 through 2027 are placeholders.



REVENUE	Budget To-Date	12/31/22 Act & Enc	Balance	2023	2024	2025	2026	2027	Future	Total
Bonds - GO	1,500,000	738,185	761,815	1,750,000	1,000,000	1,000,000	1,000,000	1,000,000		7,250,000
State - Other	2,500,000		2,500,000	750,000	1,000,000	1,000,000	1,000,000	1,000,000		7,250,000
Total	4,000,000	738,185	3,261,815	2,500,000	2,000,000	2,000,000	2,000,000	2,000,000		14,500,000
EXPENSE	Budget To-Date	12/31/22 Act & Enc	Balance	2023	2024	2025	2026	2027	Future	Total
Construction		603,618	(603,618)	2,100,000	500,000	500,000	500,000	500,000		4,100,000
Consulting		131,294	(131,294)	500,000	200,000	200,000	200,000	200,000		1,300,000
Equipment				3,200,000	1,000,000	1,000,000	1,000,000	1,000,000		7,200,000
Furnishings		4,704	(4,704)	300,000	150,000	150,000	150,000	150,000		900,000
Contingency	4,000,000		4,000,000	(3,600,000)	150,000	150,000	150,000	150,000		1,000,000
Total	4,000,000	739,616	3,260,384	2,500,000	2,000,000	2,000,000	2,000,000	2,000,000		14,500,000

Project Name: 1006378 District Court Digital Evidence Technology	Funding Start: 2020
Major Program: Law, Safety and Justice	Funding Completion: 2027
Department: District Court	

Current Year's CIP Process Summary	Budget To-Date	2023	2024	2025	2026	2027	Future	Total
Department Requested	4,000,000	2,500,000	2,000,000	2,000,000	2,000,000	2,000,000		14,500,000
Administrator Proposed	4,000,000	2,500,000	2,000,000	2,000,000	2,000,000	2,000,000		14,500,000
CBTF Recommended	4,000,000	2,500,000	2,000,000	2,000,000	2,000,000	2,000,000		14,500,000
Board Approved Final	4,000,000	2,500,000	2,000,000	2,000,000	2,000,000	2,000,000		14,500,000

Scheduling Milestones (major phases only):

- 2019 - Initial project scoping and pilot courtrooms at Brookdale & Ridgedale was completed
- 2020 - Project was halted due to Covid-19
- 2022 - A revised proof of concept effort is underway and will determine the scope/schedule/budget of the project going forward
- 2023 - The seven (7) highest priority courtrooms in the Government Center will be implemented. Overall project workplan for the remaining courtrooms to be established.

Note: Courtrooms will be upgraded in multiple phases. The overall schedule will stretch over approximately 10 years as courtrooms will need to be taken out of service to install the A/V technology.

Project's Effect on County Priorities and the Operating Budget:

County Priorities: This project increases fair and equal access to justice for the residents of Hennepin County, by removing technological barriers. This work will allow presenting of digital evidence in hearings, cases, and trials in a way that the parties, judicial staff, court staff, jurors, and the general public can all see.

Operating Budget: This project may have an impact on cooling loads for Courtroom Digital Evidence technology racks. Further investigation is needed to verify rack locations and cooling impact.

Changes from Prior CIP:

The original budget was a placeholder / order of magnitude cost estimate. The 2023 cost estimate has increased by \$2,700,000 over the 2022-2026 budget due to a better understanding of the breakdown of construction & equipment costs and to address unprecedented inflation rates as prices for goods and services continue to rise due to labor shortages, rising fuel costs and material availability. Costs will be revised upon completion of a more detailed scoping effort and review of existing courtroom infrastructure conditions.

Board Resolutions / Supplemental Information:

The county currently has 89 courtrooms/hearing rooms of which 65 are included in this project plan. They will to be addressed as follows:

- **Pilot (2019 & 2020):** Implemented digital evidence technology in one (1) Brookdale and one (1) Ridgedale courtroom. Implement digital evidence technology in one (1) Government Center courtroom with the equipment racks in the courtroom and telecommunications room on the floor. Determine the infrastructure requirement to the Government Center's lower level to support the digital evidence fiber optics technology needs.
- **Phase 1 (Restarting in 2022):** Conduct proof of concept plan in one (1) Government Center courtroom. Based on findings of the proof on concept, complete seven (7) highest priority Government Center courtrooms in 2023.
- **Phase 2-10 (To be determined):** Future implementation of digital evidence technology in remaining courtrooms.
- No work will be performed in 24 existing courtrooms rooms that already have A/V technology or are slated to be removed from the county inventory (Family Justice Center).

District Court has contracted with Spectrum Engineers of Salt Lake City, Utah, for the design of the audio and video equipment needed for this project. Information from their Feb. 28, 2018 report was used in the scoping of this project.

This project has contributed \$500,000 towards the C-Tower Plumbing Piping Upgrade project which remodeled the adjacent jury deliberation restrooms to meet code.

Funding Notes:

- Project funding is approximately a 50/50 split between the County and State of MN. With the County covering facility infrastructure items and the State covering technology/equipment.
- The State of MN funding is coming from the District Court operating budget and will fund this project as needed.

Last Year's CIP Process Summary	Budget To-Date	2022	2023	2024	2025	2026	Future	Total
Department Requested	4,000,000		2,600,000	2,600,000	2,600,000			11,800,000
Administrator Proposed	4,000,000		2,600,000	2,600,000	2,600,000			11,800,000
CBTF Recommended	4,000,000		2,600,000	2,600,000	2,600,000			11,800,000
Board Approved Final	4,000,000		2,600,000	2,600,000	2,600,000			11,800,000

Project Name: 1003245 HCGC Courtroom Jury Reconfiguration
Major Program: Law, Safety and Justice
Department: District Court

Funding Start: 2017
Funding Completion: 2026

Summary:

The project, located at the Hennepin County Government Center (HCGC) at 600 S 6th Street in Minneapolis, Minnesota will reconfigure jury box seating within approximately 31 courtrooms and expand and remodel approximately 28 jury deliberation / adjacent conference rooms.

Purpose & Description:

District Court occupies 16 floors and operates approximately 51 courtrooms at HCGC. Of these, approximately 43 courts have jury boxes with approximately 28 adjacent jury deliberation rooms. This project will solve both functional and accessibility issues within the existing jury boxes and provide additional space for the increased number of jurors convening in the jury deliberation and conference rooms.

The jury boxes have been deemed to be deficient on three counts: 1) the current floor post mounted seating is not adjustable for different sized jurors and this presents discomfort for extended jurors for each jury box, and 2) the jury box seating needs to accommodate accessibility for potential jurors and feel inclusive to the person seated in that location.

In many of these courtrooms, the back row of the jury box is raised up and does not have a handrail or guardrail for separation or protection from the elevation change. As a consequence some jurors have tripped and have fallen due to a lack of a guardrail between the two levels.

Additionally, the current jury deliberation rooms and connected conference rooms no longer meet the needs of jurors during deliberations. Increasing the number of jurors will require more chairs, larger tables and more space and this will require an expansion to the existing jury deliberation / conference rooms. Furthermore, current deliberation rooms have limited accessibility to accommodate a juror in a wheelchair or walker.



REVENUE	Budget To-Date	12/31/22 Act & Enc	Balance	2023	2024	2025	2026	2027	Future	Total
Bonds - GO	1,355,000	514,832	840,168	650,000	1,225,000	1,545,000	1,600,000			6,375,000
Total	1,355,000	514,832	840,168	650,000	1,225,000	1,545,000	1,600,000			6,375,000

EXPENSE	Budget To-Date	12/31/22 Act & Enc	Balance	2023	2024	2025	2026	2027	Future	Total
Construction	750,000	509,710	240,290	701,000	1,104,000	1,158,000	1,207,000			4,920,000
Consulting	229,000	47,140	181,860		31,000	155,000	161,000			576,000
Equipment	51,000		51,000	(51,000)						0
Furnishings	230,000		230,000		1,000	128,000	133,000			492,000
Contingency	95,000		95,000		89,000	104,000	99,000			387,000
Total	1,355,000	556,849	798,151	650,000	1,225,000	1,545,000	1,600,000			6,375,000

Project Name: 1003245 HCGC Courtroom Jury Reconfiguration	Funding Start: 2017
Major Program: Law, Safety and Justice	Funding Completion: 2026
Department: District Court	

Current Year's CIP Process Summary	Budget To-Date	2023	2024	2025	2026	2027	Future	Total
Department Requested	1,355,000	650,000	1,225,000	1,545,000	1,600,000			6,375,000
Administrator Proposed	1,355,000	650,000	1,225,000	1,545,000	1,600,000			6,375,000
CBTF Recommended	1,355,000	650,000	1,225,000	1,545,000	1,600,000			6,375,000
Board Approved Final	1,355,000	650,000	1,225,000	1,545,000	1,600,000			6,375,000

Scheduling Milestones (major phases only):

- A scoping study will be constructed in 2022 to confirm scope, schedule and budget.
- Work will be carried out in a phased manner.

Project's Effect on County Priorities and the Operating Budget:

County Priorities: Providing justice through a system that assures equal access includes accessibility for jurors. This project adds an accessible seat and addresses tripping hazards in jury boxes, improves accessibility in jury deliberation rooms, and creates sufficient space for alternates to sit with other jurors in the court room.

Operating Budget: This project will have minimal impact the District Court operating budget.

Changes from Prior CIP:

The original budget was a placeholder / order of magnitude cost estimate. The 2023 estimate has increased by \$3,075,000 over the 2022-2026 budget as many of the line item costs have been revised to reflect actual costs from recent similar projects. Additionally, the schedule has been extended considerably allowing inflation rates to have a significant affect on costs.

Board Resolutions / Supplemental Information:

The State of Minnesota has 10 Judicial Districts, with specific counties belonging to each District. The 4th Judicial District serves only Hennepin County, and is the state's largest trial court. The 4th Judicial District occupies space in 4 downtown Minneapolis facilities as well as 2 suburban courts facilities.

Providing new chairs will allow a more comfortable and ergonomic seating experience. With a total of 31 courtrooms in the project scope and 12 jury box chairs, the existing chairs to remove would equal 372 total. If 14 chairs need to be replaced, then the total number of replacement chairs would be approximately 424 total. (Some of these chairs may be accessible or be eliminated to allow for wheelchair access).

Last Year's CIP Process Summary	Budget To-Date	2022	2023	2024	2025	2026	Future	Total
Department Requested	540,000	815,000	1,350,000	595,000				3,300,000
Administrator Proposed	540,000	815,000	1,350,000	595,000				3,300,000
CBTF Recommended	540,000	815,000	1,350,000	595,000				3,300,000
Board Approved Final	540,000	815,000	1,350,000	595,000				3,300,000

Project Name: 1008036 District Court Psychological Services Expansion
Major Program: Law, Safety and Justice
Department: District Court

Funding Start: 2025
Funding Completion: 2025

Summary:

Due to increased demand for services, this project will expand the 4th Judicial District Court's Psychological Services Office at the Hennepin County Government Center.

Purpose & Description:

The purpose of this project is to provide space for District Court's Psychological Services continuing program growth and the development of a separate interview suite. This office currently resides on south end of floor C-5 of Government Center and has a total of 4,000 SF and is adjacent the Mental Health / Probate Division and is comprised of additional interview rooms, hotel workstations, workstations, conference rooms and support spaces. The space need for this expansion is approximately 6,700 SF, adopting the neutral interview room model for service delivery, and would contain 12 interview rooms, conference space, 4 enclosed offices, 26 staff workstations and 12 hoteling workstations with support space. Staff will continue to utilize the existing space on C-5. District Court highly recommends that the Psych Services Office be near the Psych Services Interview Suite and Civil Commitment Court (both located on C-5) to allow quick access for examiners who frequently return to their offices to read records or await testimony. Examiners need a quiet and distraction-free environment that a drop-in conference room on the court's hallway cannot provide.

During 2019, the county and the courts conducted a Facility Master Planning Study that focused on identifying the operational, space, staffing and facility needs of the Fourth Judicial District for the next twenty years. This project was one of the recommended program expansions identified in this study. In addition, with the acquisition of the Thrivent Financial building across the street from the Government Center, the county conducted a Downtown Campus Master Plan, primarily to identify departmental relocations to accommodate the move of District Court's Family Court from the county owned Family Justice Center to the Hennepin County Government Center. This plan identified a potential location for Psychological Services on A-4 of the Government Center to grow into, pending availability, as the Downtown Campus Master Plan recommendations are reviewed more closely for final program fit and accommodation.



REVENUE	Budget To-Date	12/31/22 Act & Enc	Balance	2023	2024	2025	2026	2027	Future	Total
Property Tax						100,000				100,000
Total						100,000				100,000
EXPENSE	Budget To-Date	12/31/22 Act & Enc	Balance	2023	2024	2025	2026	2027	Future	Total
Consulting						100,000				100,000
Total						100,000				100,000

Project Name: 1008036 District Court Psychological Services Expansion	Funding Start: 2025
Major Program: Law, Safety and Justice	Funding Completion: 2025
Department: District Court	

Current Year's CIP Process Summary	Budget To-Date	2023	2024	2025	2026	2027	Future	Total
Department Requested				100,000				100,000
Administrator Proposed				100,000				100,000
CBTF Recommended			100,000					100,000
Board Approved Final				100,000				100,000

Scheduling Milestones (major phases only):

Scoping: 2024
 Design: TBD
 Procurement: TBD
 Construction: TBD
 Completion: TBD

Project's Effect on County Priorities and the Operating Budget:

County Priorities: This effort creates a more comfortable experience for court users participating in a psychological evaluation interview and a safer/more clearly designated and secure interview space for Psychological Services staff who are conducting increased amounts of interviews.

Operating Budget: Future impacts to the facility and courts operating budget will be determined in the early stages of design.

Changes from Prior CIP:

The project budget & schedule has been moved up by one year from 2025 to 2024.

Board Resolutions / Supplemental Information:

During 2019, in partnership with the National Center for State Courts, a cross-functional team conducted a Courts Facility Master Planning Study that focused on identifying the operational, staffing and facility needs of the Fourth Judicial District for the next twenty years. This broad-based scope assessment reviewed national trends and best practices in order to benchmark District Court operations and space needs at their four downtown Minneapolis locations and two suburban locations. Detailed case-load assessments were conducted in order to attempt to model future staff and space needs.

In addition, exploration of conceptual space layout options for high level comparative analysis was conducted. After the acquisition of the former Thrivent Financial Building (625 Building) the decision was made by Hennepin County to relocate Family Court operations from the Family Justice Center to the Hennepin County Government Center to consolidate the courts. This created the need for a Courts Facility Master Plan to study and explore potential options and impacts of the proposed move of Family Courts.

The State of Minnesota has 10 Judicial Districts, with specific counties belonging to each District. The 4th Judicial District serves only Hennepin County, and is the state's largest trial court. The 4th Judicial District occupies space in 4 downtown Minneapolis facilities as well as 2 suburban courts facilities.

Last Year's CIP Process Summary	Budget To-Date	2022	2023	2024	2025	2026	Future	Total
Department Requested					100,000			100,000
Administrator Proposed					100,000			100,000
CBTF Recommended					100,000			100,000
Board Approved Final					100,000			100,000

Project Name: 1008037 New In-custody Courtroom
Major Program: Law, Safety and Justice
Department: District Court

Funding Start: 2025
Funding Completion: 2025

Summary:

This project will create a new In-Custody courtroom for District Court with secure holding and a Judicial Chamber at the Government Center.

Purpose & Description:

Due to the recent relocation of Southdale's criminal court operations to the Government Center and the need for the high-volume calendar to be adjacent to a filing counter, there has been a need for additional criminal cases to be heard in the In-Custody courtrooms on C-11 at the Government Center. This has resulted in a lack of secure in-custody courtroom space. While a short-term solution has been found in utilizing C-857 as an In-Custody courtroom, District Court has requested an additional In-Custody courtroom be built to address this need and to help with the projected growth of In-Custody calendars. During 2019, the county and the courts conducted a Facility Master Planning Study that focused on identifying the operational, space, staffing and facility needs of the Fourth Judicial District for the next twenty years. This project was one of the recommended program expansions identified in this study.

The proposed new In-Custody Courtroom should be designed as a high-volume courtroom, capable of handling a high case load. This courtroom will have 3 small conference rooms accessible from the public corridor adjacent to the proposed In-Custody courtroom. These conference rooms will provide space to meet for other judicial partners. A new judicial chamber and judicial staff space will also be provided to support this new courtroom. A new small secure holding area will be provided for those In-Custody with access to the secure elevator in the C-Tower and this new courtroom.

The total project area for the courtroom, 3 conference rooms, judicial chamber and a small secure holding area is approximately 3,500 USF. A possible location for a new in-custody courtroom to be built is on the north end of C-8, currently occupied by the Central Court Reporting Unit (CCRU) which occupies approximately 2,000 SF. The CCRU function, which includes court reporter workspaces and a room for their servers, would then need to be relocated as part of this project. The Downtown Campus Master Plan, which focused on consolidating Family Courts into the Government Center from the Family Justice Center, identified a potential location for CCRU on A-4 of the Government Center, pending availability, as the master plan's recommendations are reviewed more closely for final program fit and accommodation.



REVENUE	Budget To-Date	12/31/22 Act & Enc	Balance	2023	2024	2025	2026	2027	Future	Total
Property Tax						100,000				100,000
Total						100,000				100,000
EXPENSE	Budget To-Date	12/31/22 Act & Enc	Balance	2023	2024	2025	2026	2027	Future	Total
Consulting						100,000				100,000
Total						100,000				100,000

Project Name: 1008037 New In-custody Courtroom	Funding Start: 2025
Major Program: Law, Safety and Justice	Funding Completion: 2025
Department: District Court	

Current Year's CIP Process Summary	Budget To-Date	2023	2024	2025	2026	2027	Future	Total
Department Requested				100,000				100,000
Administrator Proposed				100,000				100,000
CBTF Recommended				100,000				100,000
Board Approved Final				100,000				100,000

Scheduling Milestones (major phases only): Scoping: 2025 Design: TBD Procurement: TBD Construction: TBD Completion: TBD
Project's Effect on County Priorities and the Operating Budget: County Priorities: Adding this additional courtroom contributes to fair and timely resolution of cases and controversies by creating a permanent solution for the continued growth in the civil court calendar--specifically for secure space needs of incustody hearings. Operating Budget: Future impacts to the facility and courts operating budget will be determined in the early stages of design.
Changes from Prior CIP: No changes.

Board Resolutions / Supplemental Information: During 2019, in partnership with the National Center for State Courts, a cross-functional team conducted a Courts Facility Master Planning Study that focused on identifying the operational, staffing and facility needs of the Fourth Judicial District for the next twenty years. This broad-based scope assessment reviewed national trends and best practices in order to benchmark District Court operations and space needs at their four downtown Minneapolis locations and two suburban locations. Detailed case-load assessments were conducted in order to attempt to model future staff and space needs. In addition, exploration of conceptual space layout options for high level comparative analysis was conducted. After the acquisition of the former Thrivent Financial Building (625 Building) the decision was made by Hennepin County to relocate Family Court operations from the Family Justice Center to the Hennepin County Government Center to consolidate the courts. This created the need for a Courts Facility Master Plan to study and explore potential options and impacts of the proposed move of Family Courts. The State of Minnesota has 10 Judicial Districts, with specific counties belonging to each District. The 4th Judicial District serves only Hennepin County, and is the state's largest trial court. The 4th Judicial District occupies space in 4 downtown Minneapolis facilities as well as 2 suburban courts facilities.
--

Last Year's CIP Process Summary	Budget To-Date	2022	2023	2024	2025	2026	Future	Total
Department Requested					100,000			100,000
Administrator Proposed					100,000			100,000
CBTF Recommended					100,000			100,000
Board Approved Final					100,000			100,000

Project Name: 1006380 DOCCR ACF Asset Protection 2019-2025
Major Program: Law, Safety and Justice
Department: Community Corrections & Rehabilitation

Funding Start: 2019
Funding Completion: 2025

Summary:

This project will plan for asset preservation projects throughout the Adult Corrections Facility campus in a fiscally responsible manner and will allow scheduling of future replacement of equipment and structural systems.

Purpose & Description:

The Facility Services Department maintains the Adult Corrections Facility (ACF) campus for the Community Corrections & Rehabilitation Department to provide adult correctional services for the county. As costs of new facilities rise, this preservation program will ensure that this significant campus is appropriately maintained, and the physical and economic value is preserved.

Availability of regular funding through this project permits staff to conduct comprehensive building condition surveys and audits of the buildings and site. Staff can then identify and prioritize necessary rehabilitation, replacement, and upgrade work, and follow through by implementing the work in a planned and cost-effective manner. Regular upgrades and replacements provided by this project will prolong the life of the campus facilities, reduce the need for expenditures on unplanned or emergency repairs, stem deterioration of the real estate asset, and reduce dependence on annual operating budgets for repairs.

This project is based on the most recent facility audits, which occurred in 2013 and 2019. Additionally, a study of the Men's Cell Block and associated site features was conducted during 2017 by CNB Architect LLC. The Men's Cell Block Study found new deficiencies and confirmed many others that were previously identified. These new deficiencies have been built into the five-year asset protection plan for the campus, with the immediate needs of the cell block area being prioritized into the first couple years of this project.



REVENUE	Budget To-Date	12/31/22 Act & Enc	Balance	2023	2024	2025	2026	2027	Future	Total
Bonds - GO	31,620,000	14,893,559	16,726,441	5,000,000	4,130,000	2,900,000				43,650,000
Total	31,620,000	14,893,559	16,726,441	5,000,000	4,130,000	2,900,000				43,650,000
EXPENSE	Budget To-Date	12/31/22 Act & Enc	Balance	2023	2024	2025	2026	2027	Future	Total
Construction	26,158,000	18,805,146	7,352,854	3,770,000	3,422,000	2,286,000				35,636,000
Consulting	2,922,000	1,615,675	1,306,325	457,000	297,000	229,000				3,905,000
Equipment	92,000		92,000	49,000						141,000
Furnishings	6,000		6,000	24,000						30,000
Other Costs		2,741	(2,741)							
Contingency	2,442,000		2,442,000	700,000	411,000	385,000				3,938,000
Total	31,620,000	20,423,562	11,196,438	5,000,000	4,130,000	2,900,000				43,650,000

Project Name: 1006380 DOCCR ACF Asset Protection 2019-2025	Funding Start: 2019
Major Program: Law, Safety and Justice	Funding Completion: 2025
Department: Community Corrections & Rehabilitation	

Current Year's CIP Process Summary	Budget To-Date	2023	2024	2025	2026	2027	Future	Total
Department Requested	31,620,000	5,000,000	4,130,000	2,900,000				43,650,000
Administrator Proposed	31,620,000	5,000,000	4,130,000	2,900,000				43,650,000
CBTF Recommended	31,620,000	5,000,000	4,130,000	2,900,000				43,650,000
Board Approved Final	31,620,000	5,000,000	4,130,000	2,900,000				43,650,000

Scheduling Milestones (major phases only):

Mechanical and plumbing infrastructure updates to the cellblocks, window & cell bunk replacements and Segregation unit expansion began in 2021 and will finish in 1st quarter 2024. \$17 million of this work is currently under contract and will be spent over the next 2 years.

Facility Preservation expenditures of \$15 million are to be spent over the next 2 years.

Project's Effect on County Priorities and the Operating Budget:

County Priorities: This project will improve health & safety conditions for staff and residents with new bunks and HVAC improvements to reduce condensation that create slip and fall hazards. This project will also reduce the likelihood of catastrophic mechanical failure that would leave all or part of the facility inoperable

Operating Budget: Completed work in this project should allow the facility to avoid future repair costs on failing systems. This project also supports the County's energy reduction goals through installation of LED light fixtures and more energy efficient windows that will save on facility operating costs.

Changes from Prior CIP:

The 2023 estimate has increased \$2,100,000 over the 2022-2026 budget due to escalation adjustments on a number of projects that are scheduled to occur later than originally planned. Major projects include: Replacement of life-cycled mechanical assets (\$1,000,000), Women's chiller replacement (\$300,000), multiple AHU/RTU replacements (\$500,000), multiple buildings/areas in need of new roofs (\$1,300,000), skylight replacement (\$400,000), generator replacement (\$500,000), distribution panel upgrades (\$400,000).

Board Resolutions / Supplemental Information:

This project is located at the Adult Correctional Facility (ACF) in Plymouth, Minnesota. This Men's Section building was originally built in 1930 and the Women's Section was originally built in 1993. There have been several additions and remodeling projects done over time.

This project contains the following components:

ITEM	TIMELINE	COST
Men's Cell Block HVAC (In Progress)	2021-2024	\$12,200,000
Men's Cell Block Window (In Progress)	2021-2024	\$ 3,500,000
Men's Cell Block Bunk-Finishes (In Progress)	2021-2024	\$ 3,500,000
Men's Segregation Unit (In Progress)	2021-2022	\$ 1,100,000
Men's Shower (Not Started)	2022-2023	\$ 3,600,000
Men's Hallway-Dining (Not Started)	2023-2024	\$ 3,600,000
Other Campus-wide Preservation (On Going)	2019-2025	\$16,150,000

RESOLUTION 20-0097 (April 7, 2020): BE IT RESOLVED, that a contract with Ericksen, Ellison and Associates, Inc., for engineering and architectural services for the Adult Corrections Facility (ACF) Asset Protection project (CP 1006380)...in an amount not to exceed \$1,263,720 be approved;

RESOLUTION 21-0122 (March 23, 2021): BE IT RESOLVED, that the award of Contract 5116A0 to Donlar Construction for the Adult Correctional Facility (ACF) Men's Campus Updates project (Capital Project 1006380, Subproject 1006790), in the amount of \$17,327,000 be approved;

Nearly half the work of Contract 5116A0 will be handled by Go Fetch Mechanical, a Minneapolis company owned by Native American women that fills a diversity contract priority for the county.

Last Year's CIP Process Summary	Budget To-Date	2022	2023	2024	2025	2026	Future	Total
Department Requested	19,565,000	12,055,000	4,590,000	3,345,000	1,995,000			41,550,000
Administrator Proposed	19,565,000	12,055,000	4,590,000	3,345,000	1,995,000			41,550,000
CBTF Recommended	19,565,000	12,055,000	4,590,000	3,345,000	1,995,000			41,550,000
Board Approved Final	19,565,000	12,055,000	4,590,000	3,345,000	1,995,000			41,550,000

Project Name: 1007207 Juvenile Detention Center Safety Upgrades
Major Program: Law, Safety and Justice
Department: Community Corrections & Rehabilitation

Funding Start: 2020
Funding Completion: 2023

Summary:

This project at the Juvenile Detention Center will remodel the railing systems of nine (9) living mods and replace six (6) basketball backboard systems and associated protection pads in the gymnasium. Additionally, it will upgrade kitchenettes, staff offices and supply closets for ten (10) living mods.

Purpose & Description:

The Department of Community Corrections and Rehabilitation (DOCCR) operates the Juvenile Detention Center located in downtown Minneapolis. Youth reside on floors two, three and four in mods with rooms which are located, in part, on an upper level from each floor. Currently only a guardrail system exists at the upper level accessible through an open stairway. In recent years, we have found that our youth have displayed behaviors that are impulsive and/or self-harming and we need to create a safer space. To reduce the risk of injury from a jump or fall, the project would replace the guardrails at the upper level and open stairs with a full height system of polycarbonate and metal screens to reduce the possibility of injury. This system provides a less institutional look, a criteria the Minnesota Department of Corrections has advanced. Additional building systems that may be impacted include security cameras and fire protection piping. Both the upper level walkways and stairways must be visible to staff from the main levels of the living mod.

This project will replace all backboards, rims, and supports in the gymnasium. The backboard and support systems are original to this 35-year-old building. Break-away rims will be installed to reduce stress on the new backboards, rims, and supports. The work to ensure appropriate structural support and reinforcement will lead to these lasting for years to come. The existing and missing protective wall padding will be replaced with new fire-retardant padding.

The project will also upgrade the kitchenettes, staff offices, and storage rooms in 10 living mods. The kitchenettes are used to plate and distribute resident meals. The current kitchenettes are not constructed with institutional grade materials and have drawers and cabinet doors that are damaged or broken. The kitchenettes also require individuals to turn their back to the residents under supervision causing a safety concern. Staff offices in living mods currently do not provide ergonomic workstations and the work surfaces cannot raise or lower. The living mod storage areas keep daily necessities including clothing, bedding, hygiene supplies, cleaning supplies, paper products, and recreational supplies. The current shelving in these areas is old and deteriorating with some broken shelves and brackets. The current state of the shelves does not allow for all items to be organized and stored so that they can be easily stocked, inventoried, and delivered to residents when needed.



REVENUE	Budget To-Date	12/31/22 Act & Enc	Balance	2023	2024	2025	2026	2027	Future	Total
Bonds - GO	2,110,000	126,237	1,983,763	2,290,000						4,400,000
Total	2,110,000	126,237	1,983,763	2,290,000						4,400,000

EXPENSE	Budget To-Date	12/31/22 Act & Enc	Balance	2023	2024	2025	2026	2027	Future	Total
Construction	1,743,000	770,245	972,755	1,657,000						3,400,000
Consulting	105,000	56,390	48,610	155,000						260,000
Equipment	90,000		90,000	66,000						156,000
Furnishings		31,350	(31,350)	224,000						224,000
Other Costs		137	(137)							
Contingency	172,000		172,000	188,000						360,000
Total	2,110,000	858,122	1,251,878	2,290,000						4,400,000

Project Name: 1007207 Juvenile Detention Center Safety Upgrades	Funding Start: 2020
Major Program: Law, Safety and Justice	Funding Completion: 2023
Department: Community Corrections & Rehabilitation	

Current Year's CIP Process Summary	Budget To-Date	2023	2024	2025	2026	2027	Future	Total
Department Requested	2,110,000	2,290,000						4,400,000
Administrator Proposed	2,110,000	2,290,000						4,400,000
CBTF Recommended	2,110,000	2,290,000						4,400,000
Board Approved Final	2,110,000	2,290,000						4,400,000

Scheduling Milestones (major phases only):

Scoping: Feb 2020
 Design: Mar 2021
 Procurement: May 2022
 Construction: Sept 2022
 Completion: May 2023

Board Resolutions / Supplemental Information:

RESOLUTION 19-0387 R1 (December 12, 2019): The 2020 Capital Budget approved \$970k for this project. However, the design phase revealed that funding was inadequate to accomplish the project in a way that would accomplish safety and aesthetic goals.

Project's Effect on County Priorities and the Operating Budget:

County Priorities: This project will improve the safety and security of youth served at the Juvenile Detention Center. The system provides a less institutional look than the current railing system and the originally proposed replacement system. The upgraded kitchenettes will improve the safety of working conditions for staff and improve the food safety for meals provided. Ergonomic workstations will benefit staff's health and wellbeing. Storage area improvements will improve functioning and efficiency of staff's efforts to meet the needs of the residents.

Operating Budget: The safety updatgrades will require minor operating cost increases to cover additional janitorial costs.

Changes from Prior CIP:

The 2023 estimate has increased \$2,290,000 over the 2022-2026 budget as the scope was increased to include the three living mods on the fourth floor to the safety railing work. Additionally, living mod upgrades for kitchenettes, staff offices, and storage rooms in all ten living mods has been added to the project scope.

Last Year's CIP Process Summary	Budget To-Date	2022	2023	2024	2025	2026	Future	Total
Department Requested	970,000	1,140,000						2,110,000
Administrator Proposed	970,000	1,140,000						2,110,000
CBTF Recommended	970,000	1,140,000						2,110,000
Board Approved Final	970,000	1,140,000						2,110,000

Project Name: 1009341 Juvenile Detention Center Ceiling Tile & Lighting Upgrades
Major Program: Law, Safety and Justice
Department: Community Corrections & Rehabilitation

Funding Start: 2023
Funding Completion: 2023

Summary:

This project will update and remodel the current ceiling grid and access panels, diffusers and light fixtures on the first, second and third floors of the Juvenile Detention Center.


Purpose & Description:

The Department of Community Corrections and Rehabilitation (DOCCR) operates the Juvenile Detention Center located at 510 Park Ave. South in downtown Minneapolis. On the first, second and third floors the existing ceiling grid, light fixtures and diffusers are original to the building and have been in service since 1982.

There has been substantial wear and tear to the facility's ceiling, causing some panels to break away from the ceiling. Replacement ceiling tiles of this type are unavailable. The replacement ceiling tiles will be detention grade to meet industry standards for correctional settings.

The current drop-down ceiling grid and light fixtures do not currently meet correctional industry standards. Possible access to the ceiling space presents a security risk for staff and the youth at the detention center.

Project updates will occur in hallways, restrooms, office space, interview rooms, classrooms, and breakrooms. Replacing the existing ceiling grid with a fixed ceiling and access hatches in these areas will eliminate the safety and security risk created by the current grid. Lighting upgrades will alleviate security risks by increasing sight lines for staff and security cameras. The lighting and diffuser improvements also align with the county-wide climate action plan to reduce overall energy consumption for the detention center.



REVENUE	Budget To-Date	12/31/22 Act & Enc	Balance	2023	2024	2025	2026	2027	Future	Total
Bonds - GO				625,000						625,000
Total				625,000						625,000
EXPENSE	Budget To-Date	12/31/22 Act & Enc	Balance	2023	2024	2025	2026	2027	Future	Total
Construction				477,000						477,000
Consulting				94,000						94,000
Contingency				54,000						54,000
Total				625,000						625,000

Project Name: 1009341 Juvenile Detention Center Ceiling Tile & Lighting Upgrades	Funding Start: 2023
Major Program: Law, Safety and Justice	Funding Completion: 2023
Department: Community Corrections & Rehabilitation	

Current Year's CIP Process Summary	Budget To-Date	2023	2024	2025	2026	2027	Future	Total
Department Requested		625,000						625,000
Administrator Proposed		625,000						625,000
CBTF Recommended		625,000						625,000
Board Approved Final		625,000						625,000

Scheduling Milestones (major phases only):

Scoping: February 2023
 Design: March 2023
 Procurement: August 2023 (Best-Value)
 Construction: November 2023
 Completion: April 2024

Board Resolutions / Supplemental Information:

Project's Effect on County Priorities and the Operating Budget:

County Priorities: This project will improve health & safety conditions by removing failing ceiling tiles, creating more secure ceiling access points, and improved sight lines.

Operating Budget: Upgrades and replacements completed as part of this project will avoid future intangible repair costs and support the County's energy reduction goals through installation of LED light fixtures.

Changes from Prior CIP:

This is a new project request which will update and remodel the current ceiling grid and access panels, diffusers and light fixtures on the first, second and third floors of the Juvenile Detention Center.

Last Year's CIP Process Summary	Budget To-Date	2022	2023	2024	2025	2026	Future	Total
Department Requested								
Administrator Proposed								
CBTF Recommended								
Board Approved Final								

Project Name: 1009342 Government Center Secure Interview Rooms
Major Program: Law, Safety and Justice
Department: Community Corrections & Rehabilitation

Funding Start: 2024
Funding Completion: 2024

Summary:

This project will provide new secure interview rooms on floors A-3, A-8 and A-11 at the Hennepin County Government Center (HCGC), located at 300 S Sixth Street in downtown Minneapolis.

Purpose & Description:


The Department of Community Corrections and Rehabilitation (DOCCR) provides Adult Pre-Adjudication, Probation, and Parole services to its clients in several locations within Hennepin County, including 3 different floors of the Government Center.

This project will create secure, or 'sterile', interview rooms on Floors A-3, A-8 and A-11 to provide meeting spaces for probation officers to meet clients which are safe, secure, and away from their office workspace on that same floor. Zones of security in all probation offices is an established concept which has been implemented in several locations by DOCCR in both owned and leased locations.

These floors within the Government Center have never been fully remodeled and consist of components that are not easily adapted to new uses. The change over from offices to meeting spaces, as well as the addition of new doors will be more complex due to the age and makeup of existing walls and structures. Some wall reconfiguration is anticipated to change the use of spaces and to meet ADA standards for doorways.

Many of the converted offices will require new furniture to accommodate a typical sterile interview room function. Each floor will require several new card readers for secure passage through a zone of security. Floor A-3 will add six (6) new sterile interview rooms, relocate the copy/work area, add a new door in the hallway and provide a secure office for the reception function. Floor A-8 will add eight (8) new sterile interview rooms and a new door in a hallway. Floor A-11 will add nine (9) new sterile interview rooms and one new door. Each floor will include up to 3 interview rooms and up to 2 conference rooms with technology that allows clients to attend meetings or programming remotely.

This project will remodel approximately 2,000 USF all three floors at the Government Center.



REVENUE	Budget To-Date	12/31/22 Act & Enc	Balance	2023	2024	2025	2026	2027	Future	Total
Bonds - GO					1,200,000					1,200,000
Total					1,200,000					1,200,000
EXPENSE	Budget To-Date	12/31/22 Act & Enc	Balance	2023	2024	2025	2026	2027	Future	Total
Construction					687,000					687,000
Consulting					102,000					102,000
Equipment					167,000					167,000
Furnishings					158,000					158,000
Other Costs					5,000					5,000
Contingency					81,000					81,000
Total					1,200,000					1,200,000

Project Name: 1009342 Government Center Secure Interview Rooms	Funding Start: 2024
Major Program: Law, Safety and Justice	Funding Completion: 2024
Department: Community Corrections & Rehabilitation	

Current Year's CIP Process Summary	Budget To-Date	2023	2024	2025	2026	2027	Future	Total
Department Requested		1,140,000						1,140,000
Administrator Proposed			1,200,000					1,200,000
CBTF Recommended			1,200,000					1,200,000
Board Approved Final			1,200,000					1,200,000

Scheduling Milestones (major phases only):

Scoping: 4th Qtr 2021
 Design: 1st Qtr 2024
 Procurement: 3rd Qtr 2024
 Construction: 4th Qtr 2024
 Completion: 2nd Qtr 2025

Board Resolutions / Supplemental Information:

Project's Effect on County Priorities and the Operating Budget:

County Priorities: This project will improve health & safety conditions by creating secure interview rooms outside of the secure staff workspace, improve client resources by providing technology resources for clients and staff to attend remote court, remote meetings, and remote programming. This project also supports Hennepin County's hybrid work environment by providing unassigned spaces for clients to meet with DOCCR staff.

Operating Budget: Staff anticipates that this project will have minor impacts to the annual operating costs.

Changes from Prior CIP:

This is a new project request which will provide new secure interview rooms on floors A-3, A-8 and A-11 at the Hennepin County Government Center.

Last Year's CIP Process Summary	Budget To-Date	2022	2023	2024	2025	2026	Future	Total
Department Requested								
Administrator Proposed								
CBTF Recommended								
Board Approved Final								

Project Name: 1005168 ACF Program Services Remodel
Major Program: Law, Safety and Justice
Department: Community Corrections & Rehabilitation

Funding Start: 2022
Funding Completion: 2022

Summary:

This project will remodel approximately 18,800 USF within the Department of Community Corrections & Rehabilitation's (DOCCR) Men's Adult Correctional Facility (ACF) Support Services areas.

Purpose & Description:

The Adult Correctional Facility Men's Section in Plymouth is in need of remodeling to improve efficiency of service delivery and maintain a safe environment for staff and residents. This project will implement changes to support services areas as noted:

The Laundry Room, located on the 1st floor, will require a new single-user ADA compliant toilet room and remodeling to provide an acoustic absorptive ceiling system to control noise levels produced by the machines in this space. Other areas of the first floor will need remodeling to provide ADA compliant accessibility and more efficient delivery of services. Work will be conducted in the following Support Service areas: library, staff offices, post office and canteen space swap, storage room, and staff break room. Total remodel area for this space is approximately 2,200 USF.

Work in the first floor Medical Unit will include flooring upgrades to the entire space of approximately 2,200 USF, new furniture for the shared medical staff office space (6 workstations) and the Nurse Manager on staff.

A new HVAC Unit is required to provide conditioned air to the spaces on the first floor since no air changes exist in the current state in this zone. The total HVAC work area is anticipated to be approximately 2,600 USF.

The second floor remodeling will focus on the Programing Office area to provide sterile interview rooms, minor remodeling in offices, classrooms and new ergonomic office furniture in all the remodeled areas. New efficient LED light fixtures and new flooring will be provided in the remodeled areas. Total second floor remodel area is anticipated to be approximately 11,800 USF.

Total project area is anticipated to be approximately 18,800 USF for all four areas combined. A planning effort will verify the project scope and schedule, which will most likely result in the cost estimate being revised and better defined.



REVENUE	Budget To-Date	12/31/22 Act & Enc	Balance	2023	2024	2025	2026	2027	Future	Total
Property Tax	100,000	100,000								100,000
Total	100,000	100,000								100,000

EXPENSE	Budget To-Date	12/31/22 Act & Enc	Balance	2023	2024	2025	2026	2027	Future	Total
Consulting	100,000		100,000							100,000
Total	100,000		100,000							100,000

Project Name: 1005168 ACF Program Services Remodel	Funding Start: 2022
Major Program: Law, Safety and Justice	Funding Completion: 2022
Department: Community Corrections & Rehabilitation	

Current Year's CIP Process Summary	Budget To-Date	2023	2024	2025	2026	2027	Future	Total
Department Requested	100,000							100,000
Administrator Proposed	100,000							100,000
CBTF Recommended	100,000							100,000
Board Approved Final	100,000							100,000

Scheduling Milestones (major phases only):

A scoping study will be conducted to verify scope and budget for this project prior to the design phase.

Scoping: TBD - Waiting on completion of ACF Campus comprehensive plan
 Design: TBD
 Procurement: TBD
 Construction: TBD
 Completion: TBD

Board Resolutions / Supplemental Information:

This project is located at the Men's Section of the Adult Correctional Facility (ACF) at 1145 Shenandoah Lane in Plymouth, Minnesota. This building was originally built in 1930 with several additions and remodeling projects done over time.

Project's Effect on County Priorities and the Operating Budget:

County Priorities: This project will create more efficient and effective working and programing spaces. The improvements to meet ADA standards for bathroom facility in laundry room improves the working conditions for individuals with mobility disabilities that are assigned to work in the laundry room. The disparity reduction domains of education and health are addressed in the project through the improvements scheduled for the classroom area and the medical unit.

Operating Budget: The installation of LED light fixtures supports the County's energy consumption reduction goals.

Changes from Prior CIP:

The estimate for this project is a placeholder amount due to the uncertainty of the project's scope in future years due to potential impacts from the COVID-19 pandemic. Once there is more information and clarity surrounding this project, a more detailed estimate will be submitted.

Last Year's CIP Process Summary	Budget To-Date	2022	2023	2024	2025	2026	Future	Total
Department Requested		100,000						100,000
Administrator Proposed		100,000						100,000
CBTF Recommended		100,000						100,000
Board Approved Final		100,000						100,000

Project Name: 1008038 ACF Men's Visitation/Education & Staff Training Remodeling
Major Program: Law, Safety and Justice
Department: Community Corrections & Rehabilitation

Funding Start: 2022
Funding Completion: 2022

Summary:

This project will remodel vacant areas in the Adult Corrections Facility (ACF) Industry Building to provide programming space for Child Visitation Area, Education Center for residents, and an ACF Staff Training Center.

Purpose & Description:

The Adult Corrections Facility's Industry Building, located at 1145 Shenandoah Lane in Plymouth, Minnesota, requires remodeling in order to accommodate specialized programming for staff, residents, and children of residents.

The Children Visitation Area will be a planned safe space for residents who are mothers or fathers to visit with their child face to face in a setting conducive to this activity.

The purpose of this Education Center is to provide that bridge to residents who are seeking new job skills. The Education Center will have a series of classrooms available to residents with training in the industrial trades. Simulation of skills will be provided to residents making it possible for them to earn initial training certificates. These certificates will allow the resident to continue with more hands-on intensive training in that trade. Conference rooms will be designed to facilitate the simulations and the technical overview by the instructor.

The ACF Staff Training Center is a space provided to train staff in situational resident control using simulated environments such as a typical Men's individual living unit and a typical Women's living unit (often shared with one or more residents). The use of these simulated environments to train staff for possible high-risk situations aims to reduce the risk of staff and inmate harm or injuries. Additionally, a new office space for staff will be incorporated.

The overall project size will be approximately 17,600 USF.



REVENUE	Budget To-Date	12/31/22 Act & Enc	Balance	2023	2024	2025	2026	2027	Future	Total
Property Tax	100,000	100,000								100,000
Total	100,000	100,000								100,000

EXPENSE	Budget To-Date	12/31/22 Act & Enc	Balance	2023	2024	2025	2026	2027	Future	Total
Consulting	100,000		100,000							100,000
Total	100,000		100,000							100,000

Project Name: 1008038 ACF Men's Visitation/Education & Staff Training Remodeling	Funding Start: 2022
Major Program: Law, Safety and Justice	Funding Completion: 2022
Department: Community Corrections & Rehabilitation	

Current Year's CIP Process Summary	Budget To-Date	2023	2024	2025	2026	2027	Future	Total
Department Requested	100,000							100,000
Administrator Proposed	100,000							100,000
CBTF Recommended	100,000							100,000
Board Approved Final	100,000							100,000

Scheduling Milestones (major phases only):

In March 2020, Facility Services collaborated with DOCCR Institutional Services to provide a Project Scoping Study to develop and initial space programs and concept diagrams reflecting programs focusing on Education for staff and residents, Staff Training and Child Visitation for male and female residents. A Report and Executive Summary was developed to document the results of this study. This scoping study will be reviewed prior to the start of design work.

Scoping: 2020 & TBD - Will be reviewed upon completion of ACF Campus comprehensive plan
 Design: TBD
 Procurement: TBD
 Construction: TBD
 Completion: TBD

Project's Effect on County Priorities and the Operating Budget:

County Priorities: The disparity reduction domains of education, employment and income are addressed in the project through the creation of the industrial trades education center. The domain of health is address through the creation of the children visitation area. Studies indicate that both parents and children benefit from increased communication and interaction during periods of a parent's incarceration. Family visitation improves well-being, lowers misconduct and violence in the facility, and lowers recidivism. Creation of the staff training center will result in better safety and security training and skills for the ACF staff.

Operating Budget: It is anticipated that there will be increased operational costs with these three programs including staffing, contracting, and facility costs (heating, electrical, plumbing, maintenance, janitorial, etc.).

Changes from Prior CIP:

The estimate for this project is a placeholder amount due to the uncertainty of the project's scope in future years due to potential impacts from the COVID-19 pandemic. Once there is more information and clarity surrounding this project, a more detailed estimate will be submitted.

Board Resolutions / Supplemental Information:

The vacated Industry Area is located on the south side of the Men's ACF on the first floor. This area has been vacant for several years and underutilized.

DOCCR has recently reviewed the "Model Practices for Parents in Prisons and Jails Reducing Barriers to Family Connections" (2019). This project was completed by the Urban Institute. The report indicates that parental incarceration is often stressful and traumatic for children as it can create or contribute to economic and social disruptions in their lives. Incarceration disrupts familial ties and makes it difficult for incarcerated parents to maintain or mend relationships with their children.

Information from the project emphasizes the need for space at the ACF dedicated to family visitation and it highlights the positive results that can come from visitation spaces and programing.

DOCCR was recently awarded a federal Family Visitation Grant. The grant provides \$350,000 through Sept. 30, 2024. The award will be used to design and implement programing at ACF to help improve parent/child relationships and allow parents to stay connected with their children while incarcerated.

Last Year's CIP Process Summary	Budget To-Date	2022	2023	2024	2025	2026	Future	Total
Department Requested		100,000						100,000
Administrator Proposed		100,000						100,000
CBTF Recommended		100,000						100,000
Board Approved Final		100,000						100,000

Project Name: 0031843 ACF Women's Section Facility Modifications
Major Program: Law, Safety and Justice
Department: Community Corrections & Rehabilitation

Funding Start: 2023
Funding Completion: 2023

Summary:

This project will remodel the existing Adult Correctional Facility (ACF) Women's Section, located at 1145 Shenandoah Lane in Plymouth Minnesota, to accomplish changes recommended by the ACF 20-Year comprehensive plan.

Purpose & Description:

The purpose of the project is to make physical changes to the facility that will allow DOCCR to improve the quantity and quality of services provided at the ACF Women's Section.

The ACF is currently in the process of completing a 20-year comprehensive plan that will publish recommendations for programming and physical plant changes. DOCCR and Facilities Services are working with the DLR Group design firm to complete the comprehensive plan, which is scheduled to be completed during the summer of 2022. After the completion of the 20-year plan a study will be conducted in 2023 to verify scope and budget for this project prior to the design phase.

The comprehensive planning work is exploring the current services, living conditions, working conditions and physical condition of the facility. The completed plan will include recommendations for programming changes and corresponding physical plant changes to maximize the positive impact for residents receiving services at ACF and to reduce the rate of recidivism. Needs being examined include but are not limited to safety, physical health, mental health, education, vocation, family stability and court ordered programs.



REVENUE	Budget To-Date	12/31/22 Act & Enc	Balance	2023	2024	2025	2026	2027	Future	Total
Property Tax				150,000						150,000
Total				150,000						150,000
EXPENSE	Budget To-Date	12/31/22 Act & Enc	Balance	2023	2024	2025	2026	2027	Future	Total
Consulting				150,000						150,000
Total				150,000						150,000

Project Name: 0031843 ACF Women's Section Facility Modifications	Funding Start: 2023
Major Program: Law, Safety and Justice	Funding Completion: 2023
Department: Community Corrections & Rehabilitation	

Current Year's CIP Process Summary	Budget To-Date	2023	2024	2025	2026	2027	Future	Total
Department Requested		100,000						100,000
Administrator Proposed		150,000						150,000
CBTF Recommended		150,000						150,000
Board Approved Final		150,000						150,000

Scheduling Milestones (major phases only):

A scoping study will be conducted to verify scope and budget for this project prior to the design phase.

Scoping: TBD - Waiting on completion of ACF Campus comprehensive plan
 Design: TBD
 Procurement: TBD
 Construction: TBD
 Completion: TBD

Board Resolutions / Supplemental Information:

In response to the COVID-19 Pandemic the District Court increased its use of Electronic Home Monitoring (EHM). This change lowered the censuses at both the Men's and Women's ACF to reduce the risk of widespread disease outbreak within the facilities. The 2020 and 2021 average daily population has been considerably lower than recent pre pandemic years. The facility has a capacity of 82 residents, housed in 48 single bed living units, 10 triple bed living units, and 4 single bed segregation living units. The MN Department of Corrections has established 85% (66 beds) as the operational bed capacity.

NOTE: This project's name has been changed, it was previously known as the 'ACF Women's Section Expansion' project.

Project's Effect on County Priorities and the Operating Budget:

County Priorities: Work completed as a part of this project will raise the standard for living conditions, working conditions, and services provided at the Women's section of the ACF.

Operating Budget: Any changes in annual maintenance/operating costs will be determined during the design phase.

Changes from Prior CIP:

This budget is a placeholder that funds a preliminary study only. Once there is more information and clarity surrounding this project, a more detailed estimate will be submitted.

This project was originally submitted to construct a 48-bed 5,600 SF addition to the existing ACF Women's Section. The request was in response to time periods when the facility was over capacity and residents were forced to sleep in temporary beds set up in the facility. The proposed living units included 23 double-bed living units (each at 70 SF), one handicap accessible living unit, and one additional segregation living unit.

Last Year's CIP Process Summary	Budget To-Date	2022	2023	2024	2025	2026	Future	Total
Department Requested		100,000						100,000
Administrator Proposed			100,000					100,000
CBTF Recommended			100,000					100,000
Board Approved Final			100,000					100,000

Project Name: 1006425 Public Safety Services Division HQ Relocation
Major Program: Law, Safety and Justice
Department: Sheriff

Funding Start: 2022
Funding Completion: 2024

Summary:

This project will relocate the current Sheriff's Public Safety Services Division Headquarters in Brooklyn Park, MN to a new facility to be constructed on the County's Adult Correctional Facility campus in Plymouth, MN.

Purpose & Description:

The Public Safety Services Division Headquarters (PSSD HQ) is in use 24 hours a day, seven days a week, and 365 days a year. Additionally, daily activity from the Violent Offender Task Force, Investigations, Crime Lab and the Water Patrol, and other divisions of the Office, increase the use of the facility and grounds.

The current PSSD HQ is located on a 6.2-acre site at 9401 83rd Ave N, Brooklyn Park, MN 55445. Since taking occupancy in 1994, there have been many changes to the use of the facility and a constant growth in personnel and equipment utilizing the space. The PSSD HQ also houses more than 100 emergency response vehicles and trailers ranging from squad cars to large command vehicles, boats, and ATVs. Additionally, seized boats and vehicles secured for evidentiary purposes are required to be stored inside of the facility. All indoor storage and office space have been maximized.

In 2017, a facility conditions study of the PSSD HQ was performed. This facility analysis identified a variety of critical program, space, and infrastructure deficiencies of the existing facility. As a result, a detailed needs analysis was conducted to address the deficiencies which has led to a recommendation of the development of a new or remodeled facility built to house both the office and vehicle storage needs.

This project will construct a new facility which will be approximately 100,000 SF total and house over 120 vehicles or trailers. It will be located at the Adult Correctional Facility campus on a larger site than what is currently at Brooklyn Park, of approximately 8-10 acres, which is needed for the new facility, staff and visitor parking, vehicle access, canine training area and water detention area, if necessary.



REVENUE	Budget To-Date	12/31/22 Act & Enc	Balance	2023	2024	2025	2026	2027	Future	Total
Bonds - GO	20,000,000	397,754	19,602,246	14,570,000	7,330,000					41,900,000
Total	20,000,000	397,754	19,602,246	14,570,000	7,330,000					41,900,000
EXPENSE	Budget To-Date	12/31/22 Act & Enc	Balance	2023	2024	2025	2026	2027	Future	Total
Construction				22,220,000	7,330,000					29,550,000
Consulting		3,250,904	(3,250,904)	4,135,000						4,135,000
Equipment				449,000						449,000
Furnishings				942,000						942,000
Other Costs				5,000						5,000
Contingency	20,000,000		20,000,000	(13,181,000)						6,819,000
Total	20,000,000	3,250,904	16,749,096	14,570,000	7,330,000					41,900,000

Project Name: 1006425 Public Safety Services Division HQ Relocation	Funding Start: 2022
Major Program: Law, Safety and Justice	Funding Completion: 2024
Department: Sheriff	

Current Year's CIP Process Summary	Budget To-Date	2023	2024	2025	2026	2027	Future	Total
Department Requested	20,000,000	10,100,000	7,330,000					37,430,000
Administrator Proposed	20,000,000	14,570,000	7,330,000					41,900,000
CBTF Recommended	20,000,000	14,570,000	7,330,000					41,900,000
Board Approved Final	20,000,000	14,570,000	7,330,000					41,900,000

Scheduling Milestones (major phases only):

Scoping: 2017-2020
 Design: 1st Qtr 2022 (BAR for Schematic Design approval in Sept 2022)
 Procurement: 1st Qtr 2023
 Construction: 2nd Qtr 2023
 Completion: 3rd Qtr 2024

Project's Effect on County Priorities and the Operating Budget:

County Priorities: Maximizing the energy offset by production on-site is a project priority, this project will adhere to Minnesota B3 sustainability requirements which will help the county reach its Climate Action Plan goals.

Operating Budget: Facility operations and maintenance costs are expected to increase as the new facility will be 150% larger than the current ESD HQ. However, energy costs are expected to increase by only 50% as the new facility will have significant improvements in energy efficiency.

Changes from Prior CIP:

The 2022-2026 budget was based on an order of magnitude cost estimate. The 2023 estimate has increased by \$9,900,000 over the 2022-2026 budget due to added escalation with construction work seeing a slight delay, as well as add scope that include MN B3 requirements and Hennepin County Climate Action Plan items.

Board Resolutions / Supplemental Information:

The following were previous attempts to receive capital funding for a facility study:

- In December 2008, the capital project titled Sheriff's Patrol Headquarters Facility Study was removed from the 2009-2013 Capital Improvement Plan (CIP) per BAR 08-12-435R1.
- In December 2012, the capital project titled Sheriff's Patrol Headquarters Facility Study was removed from the 2013-2017 CIP per BAR12-0403R1.

The following studies/assessments that affect the PSSD HQ have been done in recent years:

- In 2016, an existing conditions analysis of the Sheriff's Public Safety Services Division Headquarters was performed. This analysis identified a variety of program and space deficiencies along with known building and site infrastructure deficiencies.
- In 2017, an initial space programming effort to address operational deficiencies and future needs was conducted along with exploring conceptual options of facility development at the existing site along with other county owned locations. Due to the high cost of new facility development, the project was put on hold until further discussions could be had with County Admin. / County Board.
- In the latter half of 2019, an existing vacant office/warehouse complex located in southeast Maple Grove was reviewed by county staff for potential program fit and renovation / acquisition costs but was not pursued due to fiscal constraints.
- During 2020, Matrix Consulting Group was hired to capture the current and future staffing needs of the HCSO and how that relates to facility needs. The considerations for the facility include public space as well as training, operational, and security needs of HCSO.

The conceptual space program consists of the following elements:

- Office 25,000 SF (currently 19,600 SF)
- Vehicle/Equipment Garage 75,000 SF (currently 43,100 SF)
- **TOTAL 100,000 SF**

NOTE: The project name has change, it was previously entitled the 'New Sheriff's Law Enforcement Center' project.

RESOLUTION 22-0331 (9/13/2022): BE IT FURTHER RESOLVED, that the capital funding for the PSSD HQ facility (#1006425) in the amount of \$41.9 million be included in the prospective 2023-2027 Capital Improvement Program.

Last Year's CIP Process Summary	Budget To-Date	2022	2023	2024	2025	2026	Future	Total
Department Requested		25,000,000						25,000,000
Administrator Proposed		20,000,000	12,000,000					32,000,000
CBTF Recommended		20,000,000	12,000,000					32,000,000
Board Approved Final		20,000,000	12,000,000					32,000,000

Project Name: 1008699 Sheriff ADC 5th Floor Reprogramming
Major Program: Law, Safety and Justice
Department: Sheriff

Funding Start: 2022
Funding Completion: 2023

Summary:

This project, located at the City Hall / Courthouse, at 350 S 5th Street in Minneapolis, Minnesota, will remodel space on the 5th floor of the Adult Detention Center for two new classrooms for the Sheriff's Office.

Purpose & Description:

This project will create two new classrooms that will create more space for inmate programming in the Adult Detention Center in City Hall, which houses 60% of the inmate population yet has far less programming space than the Public Safety Facility (PSF). Some of these activities include bible study, Alcoholics Anonymous, parenting, workforce training, interpretive writing and yoga.

Inmates that are housed in City Hall, that want to attend a class that is being taught at the PSF building, must be escorted to and from the class. This requires jail staff to escort the inmate from their housing area within City Hall, through a tunnel that connects City Hall and PSF, to the classrooms at PSF. At the conclusion of the class, jail staff then go back to the classroom at PSF, escorts the inmate from the classroom, back through the tunnel and returns the inmate to their housing area within City Hall. The additional classroom space within City Hall will allow additional classes to be held at City Hall and will reduce the time jail staff spend escorting inmates to and from classrooms at PSF.

The two new classrooms will be created by remodeling three existing rooms on the west side of City Hall in space which was formally a kitchen space, dishwashing room, and a program space (smaller conference room). The old kitchen space will require kitchen equipment and vent hood demolition as well as removal of utilities that are well outside of the design space within City Hall.



REVENUE	Budget To-Date	12/31/22 Act & Enc	Balance	2023	2024	2025	2026	2027	Future	Total
Bonds - GO	230,000	13,999	216,001	750,000						980,000
Total	230,000	13,999	216,001	750,000						980,000
EXPENSE	Budget To-Date	12/31/22 Act & Enc	Balance	2023	2024	2025	2026	2027	Future	Total
Construction	161,000		161,000	426,000						587,000
Consulting	62,000	14,000	48,000	32,000						94,000
Equipment				149,000						149,000
Furnishings				50,000						50,000
Contingency	7,000		7,000	93,000						100,000
Total	230,000	14,000	216,000	750,000						980,000

Project Name: 1008699 Sheriff ADC 5th Floor Reprogramming	Funding Start: 2022
Major Program: Law, Safety and Justice	Funding Completion: 2023
Department: Sheriff	

Current Year's CIP Process Summary	Budget To-Date	2023	2024	2025	2026	2027	Future	Total
Department Requested	230,000	750,000						980,000
Administrator Proposed	230,000	750,000						980,000
CBTF Recommended	230,000	750,000						980,000
Board Approved Final	230,000	750,000						980,000

Scheduling Milestones (major phases only):

Scoping: 2nd 2020
 Design: 3rd 2022
 Procurement: 4th 2022
 Construction: 1st 2023
 Completion: 2nd 2023

Board Resolutions / Supplemental Information:

Hennepin County is the largest county in the State of Minnesota with a population of over 1.26 million citizens. The Hennepin County Sheriff's Office provides a jail at the Public Safety Facility and at the Municipal Building (City Hall / Courthouse) in downtown Minneapolis for pre-judicated in custody residents charged with a crime. At City Hall, the jail functions are located on the Ground Floor, 4th Floor and 5th Floors of the building.

Project's Effect on County Priorities and the Operating Budget:

County Priorities: This project supports the Sheriff's H.O.P.E. Program - which stands for "Helping Others by Providing Education".

Operating Budget: Additional classrooms in City Hall will reduce operating costs by decreasing the amount of time jail staff spend escorting inmates to and from classes at PSF. Additional associated risks with moving the inmates to and from different locations will also be mitigated.

Changes from Prior CIP:

The 2023 estimate has increased by \$80,000 over the 2022-2026 budget due to increases in material and labor costs, as well as supply chain issues brought on by the pandemic. Additionally, unprecedented inflation rates have been taken into consideration and included in this cost estimate as prices for goods and services continue to rise due to labor shortages, rising fuel costs and material availability.

Last Year's CIP Process Summary	Budget To-Date	2022	2023	2024	2025	2026	Future	Total
Department Requested		230,000	670,000					900,000
Administrator Proposed		230,000	670,000					900,000
CBTF Recommended		230,000	670,000					900,000
Board Approved Final		230,000	670,000					900,000

Project Name: 1009470 City Hall Ground Floor Office Remodeling
Major Program: Law, Safety and Justice
Department: Sheriff

Funding Start: 2023
Funding Completion: 2023

Summary:

This project will remodel recently vacated Sheriff's space on the ground floor of the City Hall for the Sheriff's Office Community Outreach and Public Affairs Division as well as remodel the existing office space for the Professional Standards Division.

Purpose & Description:

Strong relationships of trust between the Sheriff's Office and the residents of Hennepin County are critical to maintaining public safety. The Sheriff's Office's Community Outreach and Public Affairs Division has a staff of seven (7) that builds trust with residents, helps the Sheriff's Office relate to diverse communities within Hennepin County, and provides positive interactions with the Sheriff's Office.

This project will remodel approximately 9,000 USF on the Ground Floor of City Hall in space that is being vacated by several divisions of the Sheriff's Office. An internal feasibility study was conducted by Facility Services and the Sheriff's Office to provide preliminary space diagrams to verify the viability of this space. The Community Outreach and Public Affairs Division will be relocated to the recently vacated space, which is next door to the Sheriff's Professional Standards Division. The Professional Standards Divisions is currently in the ground floor suite, but the space is dated and inefficient for its program's needs. The remodeled space will include a large, shared conference room, community conference room, offices, and support spaces for both divisions.

The Sheriff's Office occupies approximately 142,000 SF in the City Hall /Courthouse. The Sheriff's Office has Administrative office space in the building and manages the Hennepin County Adult Detention Center located within the facility. The City of Minneapolis also occupies space for a variety of City functions. The occupancy split is approximately 40% County and 60% City of Minneapolis.



REVENUE	Budget To-Date	12/31/22 Act & Enc	Balance	2023	2024	2025	2026	2027	Future	Total
Bonds - GO				2,200,000						2,200,000
Total				2,200,000						2,200,000
EXPENSE	Budget To-Date	12/31/22 Act & Enc	Balance	2023	2024	2025	2026	2027	Future	Total
Construction				1,300,000						1,300,000
Consulting				250,000						250,000
Equipment				50,000						50,000
Furnishings				350,000						350,000
Contingency				250,000						250,000
Total				2,200,000						2,200,000

Project Name: 1009470 City Hall Ground Floor Office Remodeling	Funding Start: 2023
Major Program: Law, Safety and Justice	Funding Completion: 2023
Department: Sheriff	

Current Year's CIP Process Summary	Budget To-Date	2023	2024	2025	2026	2027	Future	Total
Department Requested		2,200,000						2,200,000
Administrator Proposed		2,200,000						2,200,000
CBTF Recommended		2,200,000						2,200,000
Board Approved Final		2,200,000						2,200,000

Scheduling Milestones (major phases only):
 Scoping: 4th Qtr 2021
 Design: 1st Qtr 2023
 Procurement: 2nd Qtr 2023
 Construction: 3rd Qtr 2023
 Completion: 2nd Qtr 2024

Board Resolutions / Supplemental Information:

Project's Effect on County Priorities and the Operating Budget:
County Priorities: As the County aims to reduce disparities in public safety, this new location will provide much needed space for the Sheriff's Office to meet with community members to create community partnerships by discussing issues that affect the community and creating equitable and innovative solutions.
Operating Budget: Staff anticipates that this project will have minor impacts to the Sheriff's annual operating budget.

Changes from Prior CIP:
 This is a new project request which will remodel recently vacated Sheriff's space on the ground floor of the City Hall for the Sheriff's Office Community Outreach and Public Affairs Division as well as remodel the existing office space for the Professional Standards Division.

Last Year's CIP Process Summary	Budget To-Date	2022	2023	2024	2025	2026	Future	Total
Department Requested								
Administrator Proposed								
CBTF Recommended								
Board Approved Final								

Project Name: 1009343 Public Safety Services Division HQ Radio Tower Isolation
Major Program: Law, Safety and Justice
Department: Sheriff

Funding Start: 2024
Funding Completion: 2024

Summary:

The project will provide a new prefabricated communications structure and utilities to support operations of the existing Sheriff's Radio Tower in Brooklyn Park.

Purpose & Description:

The existing Sheriff's Public Safety Services Division (PSSD) Headquarters houses the Brooklyn Park ARMER (Allied Radio Matrix for Emergency Response) Radio tower site. This site includes a 150' high self-supporting Radio tower with antennas 20' above the top. An existing communications equipment room located adjacent to the tower houses the ARMER electronics. This electronics includes, base stations, timing hardware, microwave radios systems, fiber transport systems, gateways, controllers, and DC power systems. An onsite outdoors diesel generator provides emergency power backup to this ARMER site.

This ARMER site provides wireless two-way public safety communications in that area. It is not possible to eliminate this ARMER site as it will create a gap in radio coverage. There are two cellular tenants that are housed on the Radio tower. They both have equipment shelters directly below the Radio tower. The County receives rental payments from these cellular companies.

A work group was established to come up with possible concept options to keep the ARMER site operational and allow for the demolition of the Sheriff's PSSD Headquarters facility. Several options were discussed with the preferred Option D moving forward. This option D maximizes the available site area for the new Anaerobic Digester. Concept Options D would construct a new prefabricated communications structure adjacent to the existing Radio tower and would house a new inbuilding natural gas-powered emergency generator. Radio equipment and RF antenna lines will need to be relocated to this new structure. County IT fiber and electronics will need to be moved to the new shelter. Major electrical, and fiber re-routing will need to be included.



REVENUE	Budget To-Date	12/31/22 Act & Enc	Balance	2023	2024	2025	2026	2027	Future	Total
Bonds - GO					1,370,000					1,370,000
Total					1,370,000					1,370,000
EXPENSE	Budget To-Date	12/31/22 Act & Enc	Balance	2023	2024	2025	2026	2027	Future	Total
Construction					854,000					854,000
Consulting					130,000					130,000
Equipment					244,000					244,000
Contingency					142,000					142,000
Total					1,370,000					1,370,000

Project Name: 1009343 Public Safety Services Division HQ Radio Tower Isolation	Funding Start: 2024
Major Program: Law, Safety and Justice	Funding Completion: 2024
Department: Sheriff	

Current Year's CIP Process Summary	Budget To-Date	2023	2024	2025	2026	2027	Future	Total
Department Requested		1,300,000						1,300,000
Administrator Proposed			1,370,000					1,370,000
CBTF Recommended			1,370,000					1,370,000
Board Approved Final			1,370,000					1,370,000

Scheduling Milestones (major phases only):
 Scoping: 1st Qtr 2022
 Design: 1st Qtr 2024
 Procurement: 2nd Qtr 2024
 Construction: 3rd Qtr 2024
 Completion: 2nd Qtr 2025

Board Resolutions / Supplemental Information:

Project's Effect on County Priorities and the Operating Budget:
County Priorities: Sustainable design elements to be incorporated to align with County's Climate Action Plan. Small business and minority hiring goals for consultants and contractors to align with County's priority to reduce disparities.
Operating Budget: This project includes the replacement of a radio frequency antenna and lines. This will result in future operating budget savings for antenna system replacement at this site.

Changes from Prior CIP:
 This is a new project request which will provide a new prefabricated communications structure and utilities to support operations of the existing Sheriff's Radio Tower in Brooklyn Park.

Last Year's CIP Process Summary	Budget To-Date	2022	2023	2024	2025	2026	Future	Total
Department Requested								
Administrator Proposed								
CBTF Recommended								
Board Approved Final								

Project Name: 1009346 Downtown Facilities Intra-building Radio Communications
Major Program: Law, Safety and Justice
Department: Sheriff

Funding Start: 2023
Funding Completion: 2023

Summary:

The project will replace the existing intra-building Britecell communication equipment in downtown locations.

Purpose & Description:

The Britecell system is a fiber DAS (distributed access system) that boosts ARMER (Allied Radio Matrix for Emergency Response) in-building radio coverage. This is a bi-directional amplifier (BDA) system that allows ARMER radio coverage in building areas that have little or no coverage from the outside antenna sites. This system is installed in various County Buildings downtown to enhance the radio signals for anyone inside of these County owned facilities for normal and emergency communications. The original system was put into place in 2001 and is now obsolete with finding replacement parts nearly impossible. The estimated life of the new intra-building Britecell communication system is 7 to 10 years.

The Britecell system is comprised of three branches Government Center/City Hall, Public Safety Facility, and the HSB/JDC/JJC/HCMC complex.

These branches were installed in 2001 when the ARMER system was initially deployed. The system has served its purpose throughout the years. Now the System is obsolete, support is no longer available and spare parts are limited to what is available on hand. To continue to operate and support the ARMER radio communications at these locations the replacement of equipment at these branches is necessary.



REVENUE	Budget To-Date	12/31/22 Act & Enc	Balance	2023	2024	2025	2026	2027	Future	Total
Bonds - GO				750,000						750,000
Total				750,000						750,000
EXPENSE	Budget To-Date	12/31/22 Act & Enc	Balance	2023	2024	2025	2026	2027	Future	Total
Equipment				750,000						750,000
Total				750,000						750,000

Project Name: 1009346 Downtown Facilities Intra-building Radio Communications	Funding Start: 2023
Major Program: Law, Safety and Justice	Funding Completion: 2023
Department: Sheriff	

Current Year's CIP Process Summary	Budget To-Date	2023	2024	2025	2026	2027	Future	Total
Department Requested		750,000						750,000
Administrator Proposed		750,000						750,000
CBTF Recommended		750,000						750,000
Board Approved Final		750,000						750,000

Scheduling Milestones (major phases only):

Board Resolutions / Supplemental Information:

The Britecell system is installed in various County buildings downtown, including:

- HCGC (Lower level and below)
- City Hall (basement tunnels, MECC and Adult Detention Center)
- Public Safety Facility (all floors)
- Health Services Building (lower level)
- Juvenile Justice Center (lower level)
- Juvenile Detention Center (all-floors)
- Forensic Sciences Building - Crime Lab (basement)
- HCMC (basements, tunnels, garage),
- Family Justice Center (basement and 1st floor)
- Central Library

Project's Effect on County Priorities and the Operating Budget:

County Priorities: Upgrades of the in-building radio system will ensure staff can communicate safely and securely throughout county buildings.

Operating Budget: Many parts in the current system are obsolete and very expensive to fix when those parts fail as a specialized technician needs to perform the repair at the circuit board or component level. This project will save money by reducing repair and maintenance costs.

Changes from Prior CIP:

This is a new project request which will replace the existing intra-building Britecell communication equipment in downtown locations.

Last Year's CIP Process Summary	Budget To-Date	2022	2023	2024	2025	2026	Future	Total
Department Requested								
Administrator Proposed								
CBTF Recommended								
Board Approved Final								

Project Name: 1009344 Government Center Lower Level Holding Cell Modifications
Major Program: Law, Safety and Justice
Department: Sheriff

Funding Start: 2023
Funding Completion: 2023

Summary:

This project will expand Sheriff's Office existing men's holding cell and create a new women's holding cell on the lower Level of the Hennepin County Government Center, located at 300 S. Sixth Street in downtown Minneapolis.

Purpose & Description:

The Sheriff's Office provides Male and Female holding cells on the A Level of the Government Center for pre-adjudicated inmates. These cells provide a space to hold detainees prior to transport to a courtroom in the C-Tower of the Government Center through a secure elevator. There is an immediate need to provide more space for male detainees which indirectly creates a new need for a new location nearby for female detainees.

This project will provide both an expanded male detainee holding space and the creation of a new female detainee holding space. One of the existing cells in the current holding area will be repurposed for a new male holding cell. The larger male holding cell adjacent to this cell will be reserved for male detainees who are awaiting transport to the ACF (Adult Correctional Facility) or another facility. It is a requirement that this population must be separated from those who are awaiting trial.

The total project area is approximately 1,000 USF total, with the need to keep these spaces operational during construction.



REVENUE	Budget To-Date	12/31/22 Act & Enc	Balance	2023	2024	2025	2026	2027	Future	Total
Bonds - GO				990,000						990,000
Total				990,000						990,000
EXPENSE	Budget To-Date	12/31/22 Act & Enc	Balance	2023	2024	2025	2026	2027	Future	Total
Construction				670,000						670,000
Consulting				82,000						82,000
Equipment				113,000						113,000
Furnishings				34,000						34,000
Contingency				91,000						91,000
Total				990,000						990,000

Project Name: 1009344 Government Center Lower Level Holding Cell Modifications	Funding Start: 2023
Major Program: Law, Safety and Justice	Funding Completion: 2023
Department: Sheriff	

Current Year's CIP Process Summary	Budget To-Date	2023	2024	2025	2026	2027	Future	Total
Department Requested		990,000						990,000
Administrator Proposed		990,000						990,000
CBTF Recommended		990,000						990,000
Board Approved Final		990,000						990,000

Scheduling Milestones (major phases only):

Design: Feb 2023
 Procurement: Jun 2023
 Construction: Sep 2023
 Completion: Apr 2024

Project's Effect on County Priorities and the Operating Budget:

County Priorities: This project will improve the safety and security of pre-adjudicated inmates served at the Government Center by creating additional holding space to separate inmates.

Operating Budget: Staff anticipates that this project will have minor impacts to the Sheriff's annual operating budget.

Changes from Prior CIP:

This is a new project request which will expand Sheriff's Office existing men's holding cell and create a new women's holding cell on the lower Level of the Hennepin County Government Center.

Board Resolutions / Supplemental Information:

Last Year's CIP Process Summary	Budget To-Date	2022	2023	2024	2025	2026	Future	Total
Department Requested								
Administrator Proposed								
CBTF Recommended								
Board Approved Final								

Project Name: 1007214 Sheriff's Furniture Upgrades
Major Program: Law, Safety and Justice
Department: Sheriff

Funding Start: 2020
Funding Completion: 2023

Summary:

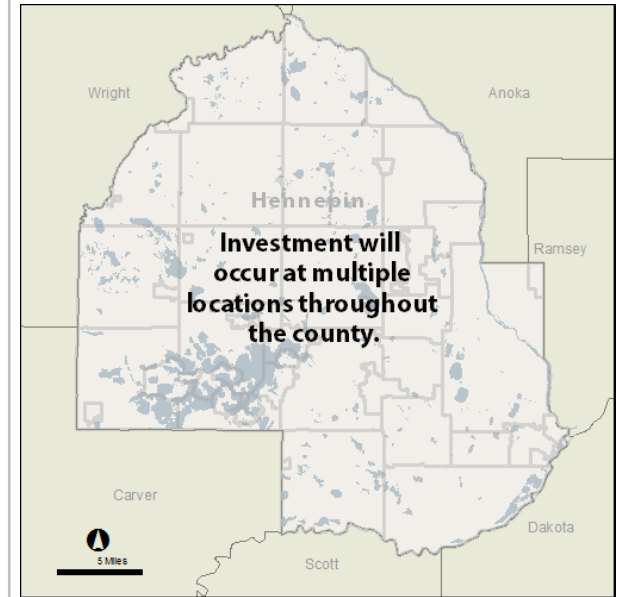
This project will provide new ergonomic furnishings for Sheriff's office staff in county occupied locations that are not already scheduled for a capital project remodel.

Purpose & Description:

Sheriff's offices are located in City Hall, Public Safety Facility, Government Center and the Water Patrol Facility. The majority of the Sheriff's staff have furniture that is more than 15-20 years old and is discontinued and can no longer be repaired or reconfigured. Most of the furnishings were not designed for computer use and lack ergonomic adjustability as well as flexibility. Most of the furniture is heavily worn and damaged.

When new staff are hired, furnishings are gathered from whatever is available at vacant locations and in storage. The Sheriff's office has been using operating funds to redeploy furniture.

Recently, there has been a significant increase in the number of requests made to update workstations to have ergonomic capabilities. Because of this, inventory is being depleted rapidly.



REVENUE	Budget To-Date	12/31/22 Act & Enc	Balance	2023	2024	2025	2026	2027	Future	Total
Bonds - GO	1,340,000	1,069,979	270,021	475,000						1,815,000
Total	1,340,000	1,069,979	270,021	475,000						1,815,000
EXPENSE	Budget To-Date	12/31/22 Act & Enc	Balance	2023	2024	2025	2026	2027	Future	Total
Construction	99,000	384,450	(285,450)	50,000						149,000
Furnishings	1,039,000	809,903	229,097	371,000						1,410,000
Other Costs	77,000	42,197	34,803	10,000						87,000
Contingency	125,000		125,000	44,000						169,000
Total	1,340,000	1,236,550	103,450	475,000						1,815,000

Project Name: 1007214 Sheriff's Furniture Upgrades	Funding Start: 2020
Major Program: Law, Safety and Justice	Funding Completion: 2023
Department: Sheriff	

Current Year's CIP Process Summary	Budget To-Date	2023	2024	2025	2026	2027	Future	Total
Department Requested	1,340,000	475,000						1,815,000
Administrator Proposed	1,340,000	475,000						1,815,000
CBTF Recommended	1,340,000	475,000						1,815,000
Board Approved Final	1,340,000	475,000						1,815,000

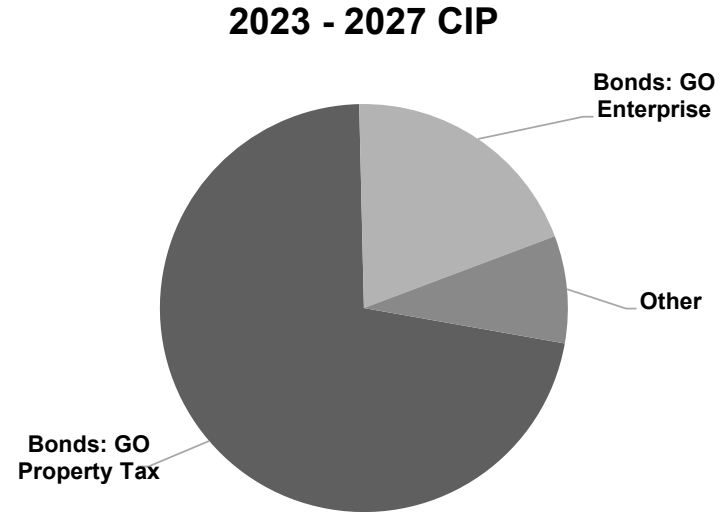
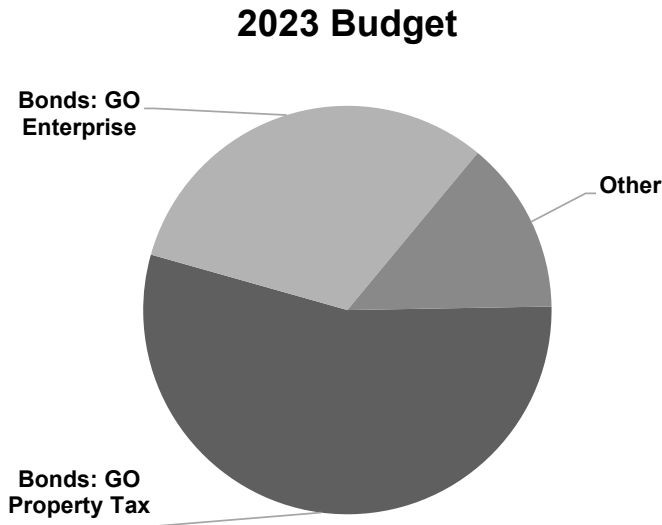
<p>Scheduling Milestones (major phases only):</p>	<p>Board Resolutions / Supplemental Information:</p> <p>Completed work includes:</p> <ol style="list-style-type: none"> Public Safety Facility Basement <ul style="list-style-type: none"> Central Records Intake <p>Work planned for 2022 includes:</p> <ol style="list-style-type: none"> Water Patrol Public Safety Facility 2nd Floor: <ul style="list-style-type: none"> Jail Command Employee Development Public Safety Facility 1st Floor: <ul style="list-style-type: none"> Jail Administration City Hall/Courthouse <ul style="list-style-type: none"> Gun Permits <p>Work planned for 2023 includes:</p> <ol style="list-style-type: none"> City Hall/Courthouse: <ul style="list-style-type: none"> Room 6 Government Center: <ul style="list-style-type: none"> Court Security
<p>Project's Effect on County Priorities and the Operating Budget:</p> <p>County Priorities: Sustainable design elements to be incorporated to align with County's Climate Action Plan. Small business and minority hiring goals for consultants and contractors to align with County's priority to reduce disparities.</p> <p>Operating Budget: This project will replace several pieces of furniture that are beyond their useful lives. This will result in future operating budget savings when those pieces of furniture would have been replaced because they stopped working or fell into disrepair.</p>	
<p>Changes from Prior CIP:</p> <p>The 2023 estimate has increased by \$475,000 over the 2022-2026 budget due to increases in material and labor costs, as well as supply chain issues brought on by the pandemic. Additionally, unprecedented inflation rates have been taken into consideration and included in this cost estimate as prices for goods and services continue to rise due to labor shortages, rising fuel costs and material availability.</p>	

Last Year's CIP Process Summary	Budget To-Date	2022	2023	2024	2025	2026	Future	Total
Department Requested	810,000	530,000						1,340,000
Administrator Proposed	810,000	530,000						1,340,000
CBTF Recommended	810,000	530,000						1,340,000
Board Approved Final	810,000	530,000						1,340,000

Health

The Health program encompasses the county's health care activities. The county is the principal public agency responsible for providing services to the indigent. This major program consists of the following departments: Health Administration, Hennepin Health, NorthPoint Health & Wellness Center and the Medical Examiner.

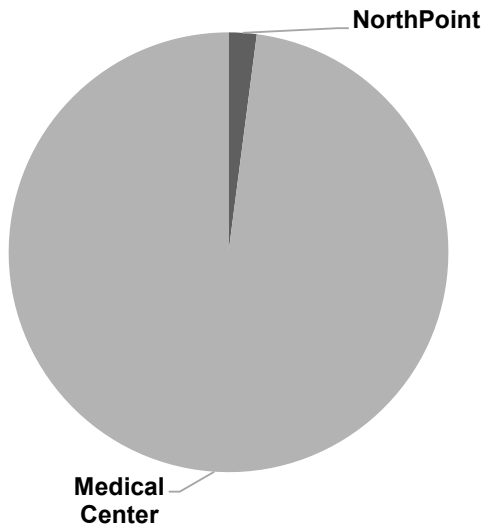
In addition to the aforementioned departments, the capital program includes projects related to Hennepin Healthcare System, Inc. (the medical center), as a public subsidiary corporation to manage the medical center. Although Hennepin Healthcare System, Inc., does not appear in the county operating budget, medical center capital projects appear in the capital budget, since the county continues to own the medical center's physical assets and finance certain improvements using county bonds.



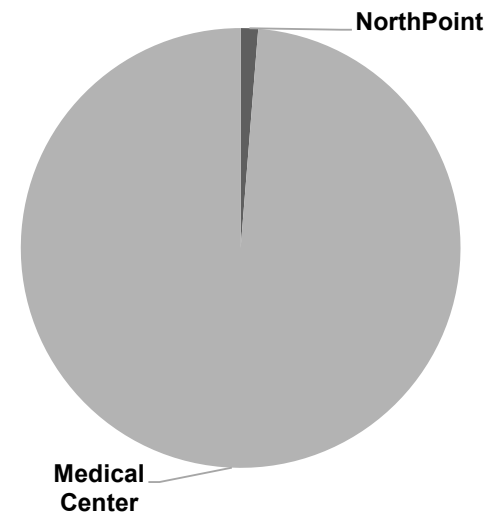
Revenue Category	2023 Budget		2024	2025	2026	2027	2023 - 2027 CIP	
Bonds: GO Property Tax	39,900,000	54.7%	32,100,000	12,500,000	0	0	84,500,000	71.9%
Bonds: GO Enterprise	23,100,000	31.6%	0	0	0	0	23,100,000	19.6%
Other	10,000,000	13.7%	0	0	0	0	10,000,000	8.5%
Total	73,000,000	100.0%	32,100,000	12,500,000	0	0	117,600,000	100.0%

Health Expenditures

2023 Budget



2023 - 2027 CIP



Expenditure Area	2023 Budget		2024	2025	2026	2027	2023 - 2027 CIP	
NorthPoint	1,500,000	2.1%	0	0	0	0	1,500,000	1.3%
Medical Center	71,500,000	97.9%	32,100,000	12,500,000	0	0	116,100,000	98.7%
Total	73,000,000	100.0%	32,100,000	12,500,000	0	0	117,600,000	100.0%

Revenues by Project

NOTE: All Total and subtotal lines precede detail

Pg#	Project Number and Name	Revenue Category	Budget to Date	Budget Remaining	2023 - 2027 Capital Improvement Program					Beyond 2027	Project Total
					2023 Budget	2024	2025	2026	2027		
	Grand Total		1,708,762,047	671,198,461	447,655,800	346,992,500	264,596,000	257,555,000	156,540,000	22,250,000	3,204,351,347
	HEALTH		199,300,000	92,336,614	73,000,000	32,100,000	12,500,000	0	0	0	316,900,000
	North Point Health & Wellness Center		89,150,000	23,044,250	1,500,000	0	0	0	0	0	90,650,000
IV-2	0031735 North Minneapolis Community Wellness Center		89,150,000	23,044,250	1,500,000	0	0	0	0	0	90,650,000
	Property Tax		100,000		0	0	0	0	0	0	100,000
	Bonds - GO		86,700,000		1,500,000	0	0	0	0	0	88,200,000
	Other		2,350,000		0	0	0	0	0	0	2,350,000
	Medical Center		110,150,000	69,292,363	71,500,000	32,100,000	12,500,000	0	0	0	226,250,000
IV-4	1007546 HHS Asset Preservation 2021-2025		23,000,000	5,871,201	12,500,000	12,500,000	12,500,000	0	0	0	60,500,000
	Bonds - GO		23,000,000		12,500,000	12,500,000	12,500,000	0	0	0	60,500,000
IV-6	1008705 HHS Purple Parking Ramp Expansion		60,000,000	60,000,000	15,900,000	0	0	0	0	0	75,900,000
	Bonds - GO		60,000,000		15,900,000	0	0	0	0	0	75,900,000
	Bonds - GO Enterprise		0		0	0	0	0	0	0	0
IV-8	1009703 HHS EMS Office Buildout & Garage Infrastructure		0	0	23,100,000	0	0	0	0	0	23,100,000
	Bonds - GO Enterprise		0		23,100,000	0	0	0	0	0	23,100,000
IV-10	1008850 HHS Clinic & Specialty Center Access & Infrastructure		1,400,000	1,400,000	0	19,600,000	0	0	0	0	21,000,000
	Bonds - GO		1,400,000		0	19,600,000	0	0	0	0	21,000,000
IV-12	1009702 HHS New In-patient Bed Tower		0	0	20,000,000	0	0	0	0	0	20,000,000
	Bonds - GO		0		10,000,000	0	0	0	0	0	10,000,000
	Enterprise Income		0		10,000,000	0	0	0	0	0	10,000,000
IV-14	1007543 HHS Master Plan Preparatory Phases		25,750,000	2,021,162	0	0	0	0	0	0	25,750,000
	Bonds - GO		25,750,000		0	0	0	0	0	0	25,750,000

Project Name: 0031735 North Minneapolis Community Wellness Center
Major Program: Health
Department: North Point Health & Wellness Center

Funding Start: 2006
Funding Completion: 2023

Summary:

This project will expand the existing NorthPoint Health & Wellness Center (NPH&WC) facility from 67,000 SF to approx. 135,000 SF with land acquisition and re-development of the area around the intersection of Penn Ave & Plymouth Avenues, in North Minneapolis.

Purpose & Description:

The 2004 capital budget established a facility site master plan process for the NPH&WC campus. This plan evaluated opportunities for an integrated medical, dental, behavioral health and social services delivery model in North Minneapolis. Since 2004, NorthPoint has developed an Integrated Service model which utilizes client-focused, multi-disciplinary teams to provide integrated services. This model has demonstrated increases in productivity, efficiency, patient satisfaction, improved health outcomes, increased revenues and decreased costs. NPH&WC patient visits have increased over 67% since 2006 and many programs are currently operating at or near capacity. Parking availability was inadequate, and therefore future expansion first required expanded parking options. In order to support the additional staff and client demand, a detailed parking analysis was completed in August of 2014 and showed that 420 parking stalls are required to address NorthPoint's parking demand, as well as the needs generated by the future expansion.

This development project includes deconstruction of the existing NorthPoint Inc. building, expansion of the existing NPH&WC building, relocation of the Estes Funeral Home to the SW quadrant (completed in 2018) and construction of commercial/retail development by a private developer (completed in 2018), combined with a parking structure that includes 420 County-owned parking stalls for NorthPoint on the SE quadrant. This main portion of this project is poised to begin construction in July, 2021. This long-awaited project will break ground in one of the communities most impacted by racial disparities in this country. The data reflects that NorthPoint serves a community that is heavily impacted daily by the racial inequities in Hennepin county; and this project will enable NorthPoint to serve more patients and clients more efficiently and in a more integrated manner for decades to come.



REVENUE	Budget To-Date	12/31/22 Act & Enc	Balance	2023	2024	2025	2026	2027	Future	Total
Property Tax	100,000	100,000								100,000
Bonds - GO	86,700,000	65,301,788	21,398,212	1,500,000						88,200,000
Transfer from other Funds		(19,825,366)	19,825,366							
Other	2,350,000	381,769	1,968,231							2,350,000
Total	89,150,000	45,958,191	43,191,809	1,500,000						90,650,000

EXPENSE	Budget To-Date	12/31/22 Act & Enc	Balance	2023	2024	2025	2026	2027	Future	Total
Land	5,700,000	6,019,818	(319,818)							5,700,000
Construction	61,393,550	48,766,862	12,626,688							61,393,550
Consulting	7,551,450	7,806,792	(255,342)							7,551,450
Equipment	3,956,000	427,091	3,528,909							3,956,000
Furnishings	2,827,000	2,584,077	242,923							2,827,000
Other Costs	1,407,000	501,110	905,890							1,407,000
Contingency	6,315,000		6,315,000	1,500,000						7,815,000
Total	89,150,000	66,105,750	23,044,250	1,500,000						90,650,000

Project Name: 0031735 North Minneapolis Community Wellness Center	Funding Start: 2006
Major Program: Health	Funding Completion: 2023
Department: North Point Health & Wellness Center	

Current Year's CIP Process Summary	Budget To-Date	2023	2024	2025	2026	2027	Future	Total
Department Requested	89,150,000	1,500,000						90,650,000
Administrator Proposed	89,150,000	1,500,000						90,650,000
CBTF Recommended	89,150,000	1,500,000						90,650,000
Board Approved Final	89,150,000	1,500,000						90,650,000

Scheduling Milestones (major phases only):

Historical Milestones:
2006 - Preliminary Functional Programming;
2007 - Site Master Planning / Project Conceptualization;
2008-09 - Finalized Master Planning - Project Placed On-Hold (2009)

Scheduling Milestones: (NorthPoint Expansion)
Scoping: 2015
Design: 1st Qtr 2017
Initial Procurement: 1st Qtr 2019 (Failed attempts)
Re-Design: 2nd Qtr 2019 - 4th Qtr 2020
Procurement: 1st Qtr 2021 - 3rd Qtr 2021
Construction: 3rd Qtr 2021 - 4th Qtr 2023
Completion: 1st Qtr 2024

Project's Effect on County Priorities and the Operating Budget:

NorthPoint personnel costs are expected to increase by \$6,055,970 or 19.6% and revenue increase by \$9,617,403 or 39.8% between 2019 and 2024. Facilities Management expects an increase of approx. \$550,000 for annual maintenance cost, plus the hiring of a new full-time staff position.

The design of the Northpoint Campus will be a model of environmental sustainability, reducing its impact on the environment and saving energy costs. Elements includes: underground storage tanks for the capture and storage of stormwater; salvage and re-use of existing bricks; extensive re-use of existing furniture and recycled acoustical ceiling tile; and electrical infrastructure to make the building solar array-ready.

Changes from Prior CIP:

The 2023 estimate has increased by \$1,500,000 over the 2022-2026 budget as scope and inflation has taken a significant toll on the budget thus far through construction (approximately 40% complete). Project contingency is currently 45% committed with remodeling of existing clinic space (67,000 SF) requiring temporary accommodations scheduled for 2023. Additional funding is needed for future potential change orders and temporary spaces to maintain continuous Clinic operations during the project.

Board Resolutions / Supplemental Information:

- Board briefings on joint planning process/master planning occurred on 10/4/07, 11/9/07 & 6/26/08
- In October, 2008, the University of Minnesota withdrew from the project
- This project is in alignment with the Penn Avenue Community Works Project (Res. 12-0238)
- RES NO. 05-430R1 #16: Amend 2006 CIP to include North Mpls Family Center project - \$5m earmark;
- RES NO. 07-648: Approves continuing planning activities;
- RES NO. 08-12-435R1 #10: Reduce 2009 request by \$5m & revise overall project budget to \$50.1m;
- RES NO. 09-0199R1: Amend 2009 budget by deleting \$5m & deferring all future funding;
- RES NO. 11-0404: NPHWC applies for \$5m Affordable Care Act Grant; HC to provide \$6m matching;
- RES NO. 16-HCHRA-0027: Consideration of land exchange agreement w/Estes Funeral Chapel;
- RES NO. 16-0277: Transfers \$18m to HCHRA for property acquisition, env. cleanup of property, development & construction of the project; approves agreement with CDG for pre-design services;
- RES NO. 16-HCHRA-0028: Accepts \$18m fund transfer; approves SD for Estes Funeral Chapel;
- RES NO. 18-0033: Approval of SD for Main Campus Dev., \$1,025,000 to the HCHRA for increased costs related to env. clean-up and construction cost on the Estes Funeral Chapel Relocation;
- RES NO. 19-0126: Mississippi Watershed Mgmt. Org. grant of \$350,000 ("Other" revenue).
- RES NO. 21-0346R1 \$2,000,000 funded with grant contributions from the not-for-profit organization NorthPoint Inc. and their respective partners ("Other" revenue).

Project Breakdown by subprojects:

\$ 1,300,000	Early planning efforts
61,875,000	NorthPoint Main Campus Development
14,950,000	1256 Bldg Development (via HRA 1004688)
5,700,000	1256 Bldg 5th Floor Acquisition
1,750,000	1256 Bldg 5th Floor Buildout
350,000	Mississippi WMO Grant
<u>3,925,000</u>	<u>Estes Funeral Chapel (via HRA 1004688)</u>
\$90,650,000	TOTAL

NOTE: Construction will be delivered by two general contractors: one minority-owned general contractor and one large general contractor with significant medical construction experience, both chosen through Best Value procurement.

Last Year's CIP Process Summary	Budget To-Date	2022	2023	2024	2025	2026	Future	Total
Department Requested	72,745,000	14,405,000						87,150,000
Administrator Proposed	72,745,000	14,405,000						87,150,000
CBTF Recommended	72,745,000	14,405,000						87,150,000
Board Approved Final	72,745,000	16,405,000						89,150,000

Project Name: 1007546 HHS Asset Preservation 2021-2025
Major Program: Health
Department: Medical Center

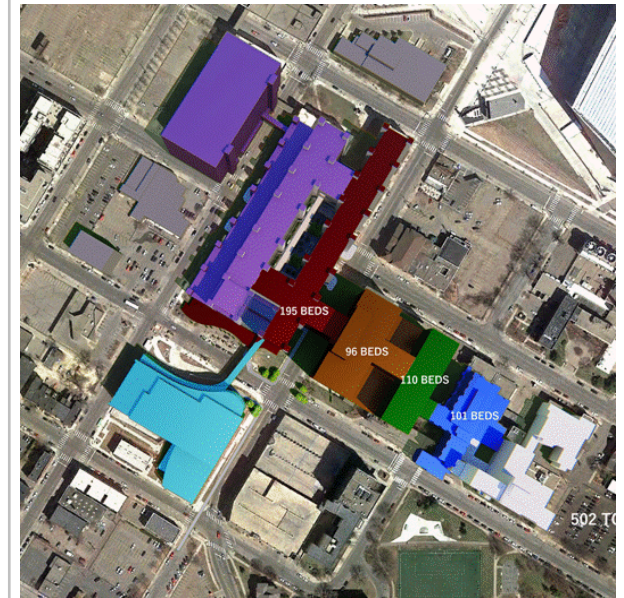
Funding Start: 2021
Funding Completion: 2025

Summary:

The Hennepin County Medical Center (HCMC) is located at 701 Park Avenue, in Minneapolis, Minnesota and occupies over 3.34 million square feet within eight city blocks. The majority of asset preservation projects fall under the category of mechanical and electrical upgrade and/or replacement of basic systems. The project also includes repairs related to the building envelope, elevator modernization, ramp repairs and other preservation deficiencies. Examples of infrastructure items are: exterior walls (tuck pointing, joint sealant, etc.), entrance doors, windows, roofs, HVAC, plumbing, power distribution, elevators, air handling units, medical gas systems repair, boiler upgrades, fire alarm system, energy management system, mechanical and electrical preservation, and other items that serve to preserve building integrity and maintain long-term value of real estate assets. Since the development of the HCMC Asset Preservation Program, the hospital has developed a ten year plan which shows completed and pending projects under this request.

Purpose & Description:

To operate and maintain the Hennepin County Medical Center in order to support services, the various building components, infrastructure, and systems must be continually inspected, repaired, renewed, and upgraded to prolong their life and to maintain the long-term value of the County's valuable assets. This responsibility requires a continuous and dedicated stream of funding and cannot be expected to compete with the funding of program-specific capital needs. The regular appropriation of funding through this project will permit comprehensive building condition surveys and audits in order to identify and prioritize necessary repair, rehabilitation, replacement, and upgrade work and then follow through by implementing the work in a planned and cost-effective manner. This will ensure maintenance of buildings in an optimal condition thereby prolonging their useful life as well as making available appropriate quality space for programs that fulfill the County's mission. This project will reduce the need for expenditures of unplanned or emergency repairs that can lead to deterioration of real estate assets and will also reduce dependence on operating funds for major repairs and renovation work.



REVENUE	Budget To-Date	12/31/22 Act & Enc	Balance	2023	2024	2025	2026	2027	Future	Total
Bonds - GO	23,000,000	14,460,456	8,539,544	12,500,000	12,500,000	12,500,000				60,500,000
Total	23,000,000	14,460,456	8,539,544	12,500,000	12,500,000	12,500,000				60,500,000

EXPENSE	Budget To-Date	12/31/22 Act & Enc	Balance	2023	2024	2025	2026	2027	Future	Total
Other Costs	23,000,000	17,128,799	5,871,201	12,500,000	12,500,000	12,500,000				60,500,000
Total	23,000,000	17,128,799	5,871,201	12,500,000	12,500,000	12,500,000				60,500,000

Project Name: 1007546 HHS Asset Preservation 2021-2025	Funding Start: 2021
Major Program: Health	Funding Completion: 2025
Department: Medical Center	

Current Year's CIP Process Summary	Budget To-Date	2023	2024	2025	2026	2027	Future	Total
Department Requested	23,000,000	12,500,000	12,500,000	12,500,000				60,500,000
Administrator Proposed	23,000,000	12,500,000	12,500,000	12,500,000				60,500,000
CBTF Recommended	23,000,000	12,500,000	12,500,000	12,500,000				60,500,000
Board Approved Final	23,000,000	12,500,000	12,500,000	12,500,000				60,500,000

Scheduling Milestones (major phases only):

Project's Effect on County Priorities and the Operating Budget:

None. However, adequately investing in asset preservation reduces the risk of systems failure and decreases maintenance costs.

Changes from Prior CIP:

The 2023 request has increased \$2,000,000 per year over last year's request due to increased need driven by aging infrastructure, and increases in material and labor costs. This amount aligns 2023 and future requests with the 2022 appropriation.

Board Resolutions / Supplemental Information:

Planned expenditures are addressing 'zero life' and '1 to 10 year life' items as called out in a facility audit, which is continually updated. The budget requests are placeholders, as items will be added to the project request in future years. This project request also includes some repairs not included in the audit such as curtain wall repairs, replacement of entry door systems, tuck pointing, structural wall repairs, and upgrades of plumbing, hydronic, fire protection and zone controls.

Last Year's CIP Process Summary	Budget To-Date	2022	2023	2024	2025	2026	Future	Total
Department Requested	10,500,000	12,500,000	10,500,000	10,500,000	10,500,000			54,500,000
Administrator Proposed	10,500,000	12,500,000	10,500,000	10,500,000	10,500,000			54,500,000
CBTF Recommended	10,500,000	12,500,000	10,500,000	10,500,000	10,500,000			54,500,000
Board Approved Final	10,500,000	12,500,000	10,500,000	10,500,000	10,500,000			54,500,000

Project Name: 1008705 HHS Purple Parking Ramp Expansion
Major Program: Health
Department: Medical Center

Funding Start: 2022
Funding Completion: 2023

Summary:

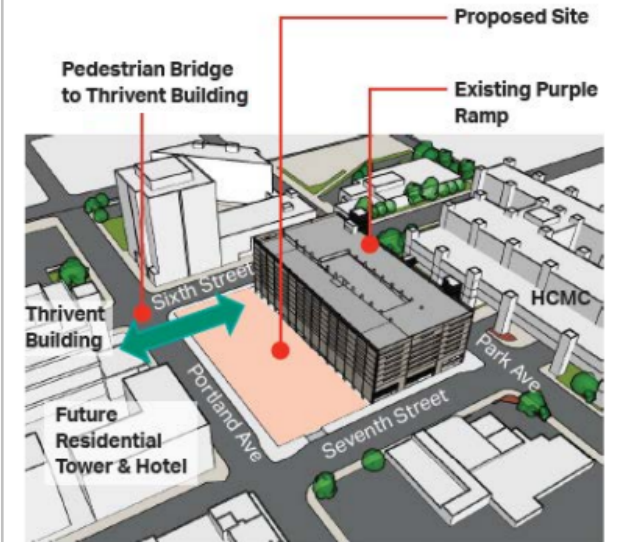
This project will expand the current Purple Parking ramp with an approximate 1,080 stall addition. The expanded ramp will be built where there is currently a surface parking lot, located on the west end of the Hennepin County Medical Center campus in Downtown, Minneapolis.

Purpose & Description:

The Hennepin County Medical Center (HCMC) is located at 701 Park Avenue, in Minneapolis, Minnesota and occupies over 3.34 million square feet within eight city blocks. In 2021, HCMC acquired the properties across from Elliot Park known as the Parkside Building and the Hospital Ramp with the intent on demolishing the outdated structures.

Based on a study conducted by Walker Parking Consultants, the impact of access and parking was examined and resulted in the identification of a need to construct a 1,080-space parking structure to offset the impact of demolishing the Hospital Ramp. After a thorough survey of assets, it was determined that the site adjacent to the existing Purple Ramp would best suit the needs of the campus in terms of access and convenience for patients, alignment with the land use strategy, and cost.

The Purple Ramp Expansion project is necessary to offset the reduction in parking spaces across campus due to reshuffling the buildings in subsequent projects associated with Hennepin Healthcare System's (HHS) Comprehensive Campus Development Plan (CCDP). The ramp expansion includes spaces for approximately 1,080 vehicles to help offset approximately 1,400 lost spaces due to future activities. The new ramp will include commercial "liner building" shell space and top floor vehicle shielding (as directed by the City of Minneapolis) green initiatives for energy and water usage, a supply receiving bay, and an Emergency Medical Services (EMS) ambulance garage (for approx. 28 ambulances).



REVENUE	Budget To-Date	12/31/22 Act & Enc	Balance	2023	2024	2025	2026	2027	Future	Total
Bonds - GO	60,000,000		60,000,000	15,900,000						75,900,000
Total	60,000,000		60,000,000	15,900,000						75,900,000

EXPENSE	Budget To-Date	12/31/22 Act & Enc	Balance	2023	2024	2025	2026	2027	Future	Total
Construction	54,000,000		54,000,000	15,900,000						69,900,000
Consulting	6,000,000		6,000,000							6,000,000
Total	60,000,000		60,000,000	15,900,000						75,900,000

Project Name: 1008705 HHS Purple Parking Ramp Expansion	Funding Start: 2022
Major Program: Health	Funding Completion: 2023
Department: Medical Center	

Current Year's CIP Process Summary	Budget To-Date	2023	2024	2025	2026	2027	Future	Total
Department Requested	60,000,000	39,000,000						99,000,000
Administrator Proposed	60,000,000	15,900,000						75,900,000
CBTF Recommended	60,000,000	15,900,000						75,900,000
Board Approved Final	60,000,000	15,900,000						75,900,000

Scheduling Milestones (major phases only):

Estimated Schedule:

Design 2021-2022
Construction 2023-2024
Completion Spring 2025

Board Resolutions / Supplemental Information:

All costs are Design Development level estimates and subject to change. More detailed estimates will be available as construction documents proceed and the bidding environment responds to future market conditions.

Design Development level cost estimates for components to be funded by Hennepin County include:
\$ 63,800,000 1,082 stall Purple Ramp Expansion
6,200,000 First floor office shell as required by city
5,900,000 Below grade parking level
\$ 75,900,000

Project's Effect on County Priorities and the Operating Budget:

NOTE: Hennepin Health Systems (HHS) plans to fund and build out the first floor office space for their Emergency Medical Systems (EMS) unit, improve the existing ramp patient drop-off area, upgrade security, connect and upgrade the existing service tunnel, add a skyway, add a solar roof, relocate oxygen tanks, and other investments. These investments are estimated at \$23.1 million.

Continued coordination with the Elliot Park neighborhood and the City of Minneapolis may impact the project and related design development level project costs.

Changes from Prior CIP:

The 2022-2026 budget was based on an order of magnitude cost estimate. The 2023 estimate has increased by \$5.9 million over the 2022-2026 budget for the county funded portion of the project due to the completion of design development and substantial inflation increases in material and labor costs. In addition, \$23.1 million in HHS financed, separate but related project components have been added to the project budget. In the 2022 budget, it was noted that these costs were excluded since they were not county funded. The HHS components have been added for 2023 so the county has the option to issue bonds on behalf of HHS, but HHS would pay the debt service.

Last Year's CIP Process Summary	Budget To-Date	2022	2023	2024	2025	2026	Future	Total
Department Requested		60,000,000	10,000,000					70,000,000
Administrator Proposed		60,000,000	10,000,000					70,000,000
CBTF Recommended		46,000,000	24,000,000					70,000,000
Board Approved Final		60,000,000	10,000,000					70,000,000

Project Name: 1009703 HHS EMS Office Buildout & Garage Infrastructure
Major Program: Health
Department: Medical Center

Funding Start: 2023
Funding Completion: 2023

Summary:

This project will build-out the 1st floor office space for the Emergency Medical Services (EMS) unit in the new Purple parking ramp addition, construct a skyway from the new ramp to the new Thrivent Financial Building, as well as provide a number of infrastructure items to the new and existing portions of the Purple ramp.

Purpose & Description:

The Hennepin County Medical Center (HCMC) is located at 701 Park Avenue, in Minneapolis, Minnesota and occupies over 3.34 million square feet within eight city blocks.

The new additional of the Purple parking ramp will house approx. 28 ambulance for HCMC. This project will build-out shelled office space on the main level for the Medical Center's Emergency Medical Systems (EMS) unit. This project will also construct a skyway from the new ramp addition across Portland Ave to connect to the new Thrivent Financial building and the rest of the Minneapolis Skyway system.

Additionally, a number of other infrastructure modifications will occur in both the new and existing portions of the Purple ramp including: improvement of the existing ramp patient drop-off area, connection and upgrade to the existing service tunnel, security upgrades throughout the ramp and in support of the County's Climate Action Plan, the addition of a solar roof to the new addition of the parking ramp. This project will also relocate the existing oxygen tanks that sit right outside the existing ramp as the new addition will occupy the space where they currently sit.



REVENUE	Budget To-Date	12/31/22 Act & Enc	Balance	2023	2024	2025	2026	2027	Future	Total
Bonds - GO Enterprise				23,100,000						23,100,000
Total				23,100,000						23,100,000
EXPENSE	Budget To-Date	12/31/22 Act & Enc	Balance	2023	2024	2025	2026	2027	Future	Total
Construction				23,100,000						23,100,000
Total				23,100,000						23,100,000

Project Name: 1009703 HHS EMS Office Buildout & Garage Infrastructure	Funding Start: 2023
Major Program: Health	Funding Completion: 2023
Department: Medical Center	

Current Year's CIP Process Summary	Budget To-Date	2023	2024	2025	2026	2027	Future	Total
Department Requested								
Administrator Proposed		23,100,000						23,100,000
CBTF Recommended		23,100,000						23,100,000
Board Approved Final		23,100,000						23,100,000

Scheduling Milestones (major phases only):

Construction Start: Spring 2023
 Completion: Spring 2025

Project's Effect on County Priorities and the Operating Budget:

No impact to the county's operating budget is anticipated.

Changes from Prior CIP:

This is a new project request which will build-out the 1st floor office space for the Emergency Medical Services (EMS) unit in the new Purple parking ramp addition, construct a skyway from the new ramp to the new Thrivent Financial Building, as well as provide a number of infrastructure items to the new and existing portions of the Purple ramp.

Board Resolutions / Supplemental Information:

Project scope includes the following items and estimated costs:

- \$ 5,900,000 EMS Office Build-out
- 350,000 Modify Existing Tunnel
- 850,000 Ramp Security Upgrade
- 375,000 Existing Ramp Patient Drop-off Area
- 800,000 Digital Exterior Displays
- 425,000 Large Community Art Installation
- 3,600,000 Skyway to Thrivent Headquarters
- 2,700,000 Existing Purple ramp modifications
- 4,200,000 Relocation of Oxygen Tanks
- 3,900,000 Solar Roof

\$23,100,000 TOTAL

NOTE: Hennepin Health Systems may choose to utilize various funding sources for their project investments, however, these components are budgeted here as funded with "Bonds - GO Enterprise" which would allow for Hennepin County to issue general obligation bonds, but with the principal and interest obligations paid by HHS, if that is deemed to be advantageous at the time of construction.

Last Year's CIP Process Summary	Budget To-Date	2022	2023	2024	2025	2026	Future	Total
Department Requested								
Administrator Proposed								
CBTF Recommended								
Board Approved Final								

Project Name: 1008850 HHS Clinic & Specialty Center Access & Infrastructure
Major Program: Health
Department: Medical Center

Funding Start: 2022
Funding Completion: 2024

Summary:

Since the opening of the Clinic and Specialty Center in the spring of 2017, it has been obvious to staff, patients, and visitors who utilize the building that wayfinding and circulation have been difficulties associated with navigating the facility. The lack of public access to stairwells (initially and intentionally designed for security reasons) has left the building with little option for mitigating the issue.

Purpose & Description:

The addition to the front of the building is intended to decompress the single area of public navigation for vertical movement the 4-bank of elevators located near to the main doors. An addition involving the ability to move vertically to every above-ground floor is included in the project proposal. In addition, a consultant will be engaged to assess the problem and offer solutions to meet the demands of circulation for the building. Ideas in consideration currently include any combination of additional elevators, a staircase, and an escalator. The project will also address physical security improvements that have been identified with the planned connection to the downtown skyway system. Some internal department/clinic space will need to adjust to support the goals of this project.



REVENUE	Budget To-Date	12/31/22 Act & Enc	Balance	2023	2024	2025	2026	2027	Future	Total
Bonds - GO	1,400,000		1,400,000		19,600,000					21,000,000
Total	1,400,000		1,400,000		19,600,000					21,000,000

EXPENSE	Budget To-Date	12/31/22 Act & Enc	Balance	2023	2024	2025	2026	2027	Future	Total
Construction					19,600,000					19,600,000
Consulting	1,400,000		1,400,000							1,400,000
Total	1,400,000		1,400,000		19,600,000					21,000,000

Project Name: 1008850 HHS Clinic & Specialty Center Access & Infrastructure	Funding Start: 2022
Major Program: Health	Funding Completion: 2024
Department: Medical Center	

Current Year's CIP Process Summary	Budget To-Date	2023	2024	2025	2026	2027	Future	Total
Department Requested	1,400,000	18,300,000						19,700,000
Administrator Proposed	1,400,000		19,600,000					21,000,000
CBTF Recommended	1,400,000		19,600,000					21,000,000
Board Approved Final	1,400,000		19,600,000					21,000,000

Scheduling Milestones (major phases only):
 A utilization study was funded through the "1007543 HHS Master Plan Preparatory Phases" and completed in January 2022.
 Estimate is preliminary and subject to change based on solution(s) chosen.

CSC/Ambulatory Utilization Study Completed January 2022
 Design 2022 - 2023
 Construction 2024 - 2025

Board Resolutions / Supplemental Information:
 A volume and usage study funded through the "HHS Master Plan Preparatory Phases" project was completed in January 2022. The results of this study informed the scope of this project. There will likely be two components to the project an elevator component for the decompression of vertical movement between the clinic floors, and a receiving area on each floor to facilitate movement and include better circulation and access to the floors.

Project's Effect on County Priorities and the Operating Budget:
 To be determined.

Changes from Prior CIP:
 the 2023 estimate has increased \$1,300,000 over the 2022-2026 budget due to the deferral of the the project schedule by one year which has allowed substantial inflation increases in material and labor costs to impact the project budget.

Last Year's CIP Process Summary	Budget To-Date	2022	2023	2024	2025	2026	Future	Total
Department Requested		1,400,000	22,000,000					23,400,000
Administrator Proposed		1,400,000	18,300,000					19,700,000
CBTF Recommended		500,000	900,000	18,300,000				19,700,000
Board Approved Final		1,400,000	18,300,000					19,700,000

Project Name: 1009702 HHS New In-patient Bed Tower
Major Program: Health
Department: Medical Center

Funding Start: 2023
Funding Completion: 2023

Summary:

This project will begin to plan for the construction of a new in-patient bed tower on recently purchased land adjacent to the medical center campus in Downtown, Minneapolis.

Purpose & Description:

The Hennepin County Medical Center (HCMC) is located at 701 Park Avenue, in Minneapolis, Minnesota and occupies over 3.34 million square feet within eight city blocks.

This project will initially fund planning and design of approximately 500 bed in-patient hospital tower to replace existing, aging in-patient facilities campus-wide. The new tower will be constructed at the corner Chicago Ave S and S 8th Street, where the Hospital Parking Ramp and Parkside Professional Building currently stand.

This new facility is an outcome of Hennepin Healthcare System's (HHS) Comprehensive Campus Development Plan (CCDP) strategy. The CCDP will guide the future of Hennepin Healthcare as a system by providing an opportunity to reimagine the eight-block HHS main campus, as well as HHS's business models, programs, service offerings and infrastructure. It is aimed at positioning HHS to positively impact its team members, patients, communities, and stakeholders.



REVENUE	Budget To-Date	12/31/22 Act & Enc	Balance	2023	2024	2025	2026	2027	Future	Total
Bonds - GO				10,000,000						10,000,000
Enterprise Income				10,000,000						10,000,000
Total				20,000,000						20,000,000

EXPENSE	Budget To-Date	12/31/22 Act & Enc	Balance	2023	2024	2025	2026	2027	Future	Total
Consulting				20,000,000						20,000,000
Total				20,000,000						20,000,000

Project Name: 1009702 HHS New In-patient Bed Tower	Funding Start: 2023
Major Program: Health	Funding Completion: 2023
Department: Medical Center	

Current Year's CIP Process Summary	Budget To-Date	2023	2024	2025	2026	2027	Future	Total
Department Requested								
Administrator Proposed		20,000,000						20,000,000
CBTF Recommended		10,000,000	10,000,000					20,000,000
Board Approved Final		20,000,000						20,000,000

Scheduling Milestones (major phases only):

- Planning and programming work will begin in early 2023
- Design work is anticipated to begin - TBD

Project's Effect on County Priorities and the Operating Budget:

To be determined.

Changes from Prior CIP:

This is a new project request which will begin to plan for the construction of a new in-patient bed tower on recently purchased land adjacent to the medical center campus in Downtown, Minneapolis.

Board Resolutions / Supplemental Information:

Initial Planning and Design shall include, but not limited to, the following efforts:

- Existing Building Demo analysis
- Site Survey Executed / Site Utility Removal and Rerouting
- Care Strategy Research / Coordination
- Emerging Technology Research / Operational Planning
- Patient Volume Analysis and Historic Data Assessments
- Functional Programming / Master Planning Review
- Departmental Block Diagram Dev / Site Diagram Development
- Cost Analysis
- Construction Management At Risk Services
- Design Firm Selection Process
- Community Engagement
- Pre-Design Services
- Schematic Design

Last Year's CIP Process Summary	Budget To-Date	2022	2023	2024	2025	2026	Future	Total
Department Requested								
Administrator Proposed								
CBTF Recommended								
Board Approved Final								

Project Name: 1007543 HHS Master Plan Preparatory Phases
Major Program: Health
Department: Medical Center

Funding Start: 2020
Funding Completion: 2021

Summary:

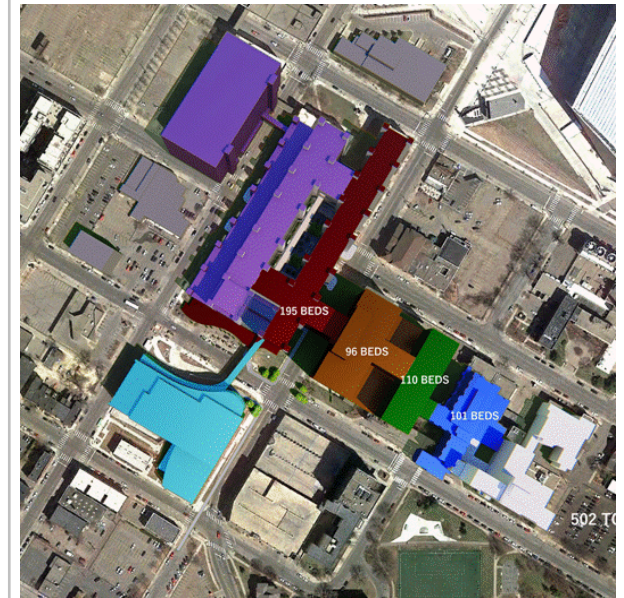
The Hennepin County Medical Center (HCMC) is located at 701 Park Avenue, in Minneapolis, Minnesota and occupies over 3.34 million square feet within six city blocks. This project sets the stage for the implementation of a larger master plan effort.

Purpose & Description:

The master campus plan, under development, outlines a strategic implementation of a hospital transformation effort that supports the overall business strategies of Hennepin County and Hennepin Healthcare Systems including the demolishing of (4) beyond life buildings.

Taking a holistic approach, this plan will be scalable based on the need of the community and our patients. This effort will be phased to allow for the continuous access and availability needs of patient care spaces including (502) existing inpatient rooms, ancillary departments, clinics and surgery suites during the transformation work. The end results and goals would allow HCMC to vacate land owned by Hennepin County. This will be accomplished by developing a more right-sized and consolidated hospital based on programming goals to improve interdepartmental adjacencies to support patient privacy, experience, quality, and dignity while meeting the originations goals to support operations, performance, and wayfinding, etc.

Initial phases are to include, but not limited to; the strategic acquisition of land, parking ramp/skyway expansion, relocation oxygen tanks, demolition of existing building components, hospital enabling projects, planning for reliable public utilities, and the pre-design and concept designs for new building(s).



REVENUE	Budget To-Date	12/31/22 Act & Enc	Balance	2023	2024	2025	2026	2027	Future	Total
Bonds - GO	25,750,000	23,725,249	2,024,751							25,750,000
Total	25,750,000	23,725,249	2,024,751							25,750,000
EXPENSE	Budget To-Date	12/31/22 Act & Enc	Balance	2023	2024	2025	2026	2027	Future	Total
Land	8,500,000	18,771,086	(10,271,086)							8,500,000
Other Costs		4,957,752	(4,957,752)							
Contingency	17,250,000		17,250,000							17,250,000
Total	25,750,000	23,728,838	2,021,162							25,750,000

Project Name: 1007543 HHS Master Plan Preparatory Phases	Funding Start: 2020
Major Program: Health	Funding Completion: 2021
Department: Medical Center	

Current Year's CIP Process Summary	Budget To-Date	2023	2024	2025	2026	2027	Future	Total
Department Requested	25,750,000							25,750,000
Administrator Proposed	25,750,000							25,750,000
CBTF Recommended	25,750,000							25,750,000
Board Approved Final	25,750,000							25,750,000

Scheduling Milestones (major phases only):

Scoping: 2020
 Design: 2020
 Procurement: 2021
 Construction: 2021
 Completion: 2023

Project's Effect on County Priorities and the Operating Budget:

Changes from Prior CIP:

Additional funding of \$38.2 million previously programmed for years 2022 and 2023 has been removed. This funding was programmed for the Purple Parking Ramp Expansion scope which is now requested as a separate project for the 2022-2026 CIP.

Board Resolutions / Supplemental Information:

The main components of this project and approximate costs are:

\$8,300,000 Parkside office building purchase, December 2019
 10,450,000 Parkside parking ramp purchase, March 2021
 7,000,000 Master Planning which may include preliminary design
 \$25,750,000 Total


Note: the Purple Parking Ramp Expansion is now requested as a separate project.

Last Year's CIP Process Summary	Budget To-Date	2022	2023	2024	2025	2026	Future	Total
Department Requested	25,750,000							25,750,000
Administrator Proposed	25,750,000							25,750,000
CBTF Recommended	25,750,000							25,750,000
Board Approved Final	25,750,000							25,750,000

Human Services and Public Health


The Human Services line of business encompasses the administration of categorical assistance programs to eligible, needy individuals and families. The program also includes statutory and discretionary health and social services; assistance to eligible individuals and families; federal and state employment training programs and services; and services to eligible veterans.

2023 Budget



**Bonds: GO
Property Tax**

2023 - 2027 CIP

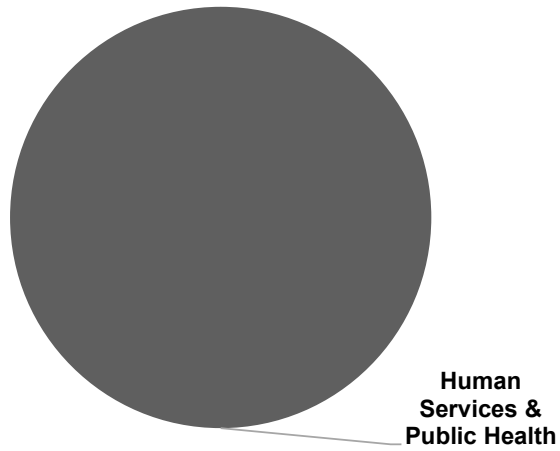


**Bonds: GO
Property Tax**

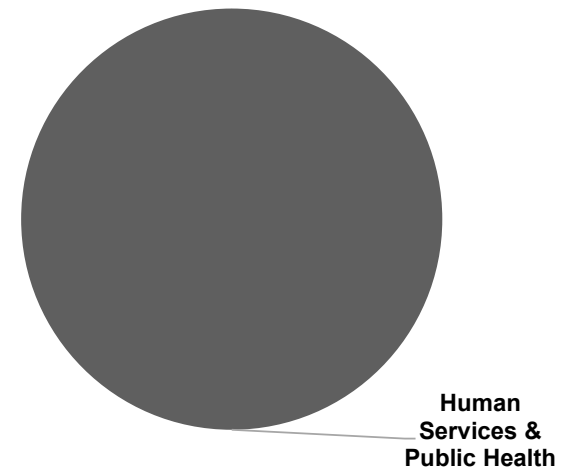
Revenue Category	2023 Budget		2024	2025	2026	2027	2023 - 2027 CIP	
Bonds: GO Property Tax	1,000,000	100.0%	2,000,000	2,000,000	0	0	5,000,000	100.0%
Total	1,000,000	100.0%	2,000,000	2,000,000	0	0	5,000,000	100.0%

Human Services and Public Health Expenditures

2023 Budget



2023 - 2027 CIP



Expenditure Area	2023 Budget		2024	2025	2026	2027	2023 - 2027 CIP	
Human Services & Public Health	1,000,000	100.0%	2,000,000	2,000,000	0	0	5,000,000	100.0%
Total	1,000,000	100.0%	2,000,000	2,000,000	0	0	5,000,000	100.0%

Revenues by Project

NOTE: All Total and subtotal lines precede detail

Pg#	Project Number and Name	Revenue Category	Budget to Date	Budget Remaining	2023 - 2027 Capital Improvement Program					Beyond 2027	Project Total
					2023 Budget	2024	2025	2026	2027		
	Grand Total		1,708,762,047	671,198,461	447,655,800	346,992,500	264,596,000	257,555,000	156,540,000	22,250,000	3,204,351,347
	HUMAN SERVICES		0	0	1,000,000	2,000,000	2,000,000	0	0	0	5,000,000
V-2	1009347 Human Services Centers Space Efficiency Modifications		0	0	1,000,000	2,000,000	2,000,000	0	0	0	5,000,000
		Bonds - GO	0		1,000,000	2,000,000	2,000,000	0	0	0	5,000,000

Project Name: 1009347 Human Services Centers Space Efficiency Modifications
Major Program: Human Services
Department: Human Services & Public Health

Funding Start: 2023
Funding Completion: 2025

Summary:

This project will provide overall space planning and make necessary space improvements at the Human Services Centers, satellite offices and the 1256 Building based on the Human Services Department's new onsite service delivery model and staff space utilization.

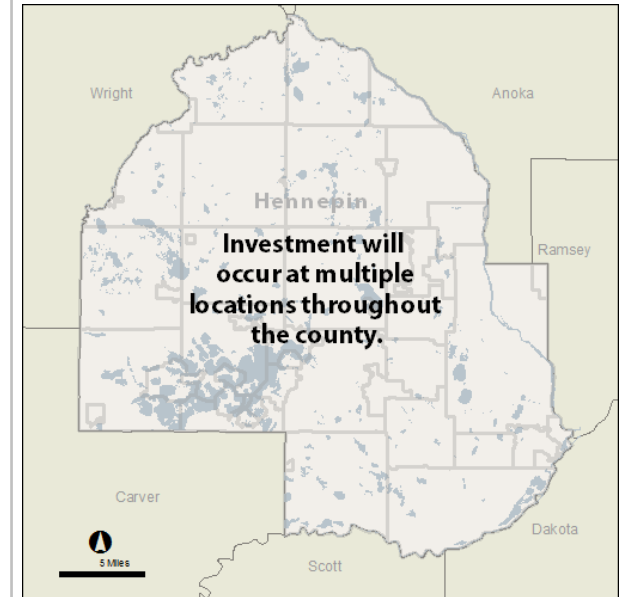
Purpose & Description:

Human Services pivoted their service delivery model during the pandemic and will be leveraging the virtual and digital aspects of this model in the future. As Human Services continue to increase access for residents into the Human Service Centers, different pilot service models will be used to leverage technology and provide residents within increased access points to service.

The current floor plans at the Human Service Centers and satellites are based on a previously used business model prior to the pandemic and are not as efficient as they could be to serve residents in a new post-pandemic business model. Human Services has moved to a model that provides resident choice, knowledge, access, and technology capabilities onsite for residents. As Human Services begins serving residents in 2022, information will be gathered to determine how to enhance the onsite resident experience at their locations and how best to partner with the community and providers to serve the residents of Hennepin County most effectively.

The space utilization of the staff offices continues to change based on business needs and changes in resident service models. Human Services are looking at leveraging some of their staff office space to work with providers and communities differently. This project would include changes to their staff office space to enhance internal and external collaboration.

Children and Family Services (CFS) also aims to remodel a portion of the 5th floor at the 1256 Building for staff office space. NorthPoint Inc. is currently using this suite as swing space until their permanent location in the expanded NorthPoint Clinic becomes available in late 2023. CFS intends to offer more care coordination and continuity of care for clients who are accessing NorthPoint Health and Wellness services. Dedicated and centrally located space for Children and Family Services also offers many benefits.



REVENUE	Budget To-Date	12/31/22 Act & Enc	Balance	2023	2024	2025	2026	2027	Future	Total
Bonds - GO				1,000,000	2,000,000	2,000,000				5,000,000
Total				1,000,000	2,000,000	2,000,000				5,000,000
EXPENSE	Budget To-Date	12/31/22 Act & Enc	Balance	2023	2024	2025	2026	2027	Future	Total
Construction				400,000	750,000	750,000				1,900,000
Consulting				100,000	250,000	250,000				600,000
Furnishings				400,000	750,000	750,000				1,900,000
Contingency				100,000	250,000	250,000				600,000
Total				1,000,000	2,000,000	2,000,000				5,000,000

Project Name: 1009347 Human Services Centers Space Efficiency Modifications	Funding Start: 2023
Major Program: Human Services	Funding Completion: 2025
Department: Human Services & Public Health	

Current Year's CIP Process Summary	Budget To-Date	2023	2024	2025	2026	2027	Future	Total
Department Requested		2,000,000	2,000,000	1,000,000				5,000,000
Administrator Proposed		1,000,000	2,000,000	2,000,000				5,000,000
CBTF Recommended		1,000,000	2,000,000	2,000,000				5,000,000
Board Approved Final		1,000,000	2,000,000	2,000,000				5,000,000

Scheduling Milestones (major phases only):

Phase 1 - Staff Office Spaces:
 4th Qtr 2022 - 4th Qtr 2023: Develop space plans
 3rd Qtr 2023 - 4th Qtr 2025: Remodel Phase 1 (3 buildings)

Phase 2 - Resident Service Spaces:
 1st Qtr 2023 - 2nd Qtr 2024: Develop space plans
 2nd Qtr 2024 - 4th Qtr 2025: Remodel Phase 2 (4 buildings)

1256 Penn. Ave. N. 5th floor:
 1st Qtr 2024 - 3rd Qtr 2024: Remodel (as part of Phase 1)

Board Resolutions / Supplemental Information:

This project includes the following six (6) regional centers, one satellite office and one location adjacent to NorthPoint:

1. Central/NE Human Services Center (Health Services Bldg.) - Downtown Minneapolis
2. North Mpls Human Services Center - North Minneapolis
3. NW Family Human Services Center - Brooklyn Center
4. West Suburban Human Services Center - Hopkins
5. South Mpls Human Services Center - South Minneapolis
6. South Suburban Human Services Center - Bloomington
7. Richfield Human Services Satellite - Richfield
8. 1256 Building, 5th floor - North Minneapolis (adjacent to NorthPoint)

Project's Effect on County Priorities and the Operating Budget:

County Priorities: Remodeling of the service centers and the back-offices will improve efficiencies in delivering resident services.

Operating Budget: Staff anticipates that this project will have minor impacts to the annual operating costs.

Changes from Prior CIP:

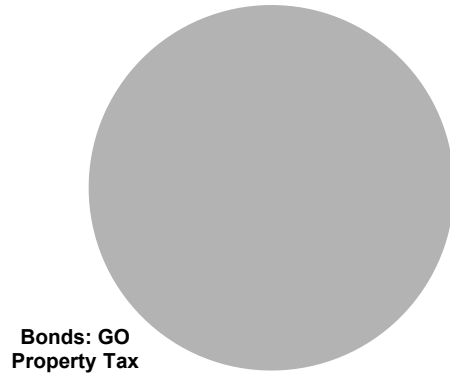
This is a new project request which will provide overall space planning and make necessary space improvements at the Human Services Centers, satellite offices and the 1256 Building based on the Human Services Department's new onsite service delivery model and staff space utilization.

Last Year's CIP Process Summary	Budget To-Date	2022	2023	2024	2025	2026	Future	Total
Department Requested								
Administrator Proposed								
CBTF Recommended								
Board Approved Final								

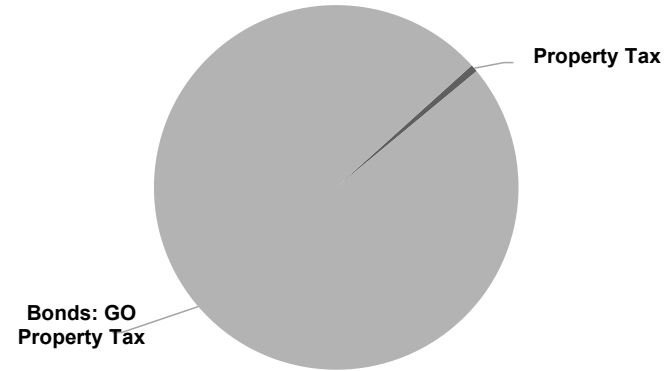
Resident Services

Resident Services is responsible for the strategic and fiscal management of the county's resident services line of business. Departments include: County Assessor, Elections, Examiner of Titles, Library, Service Centers, and Resident and Real Estate Services.

2023 Budget



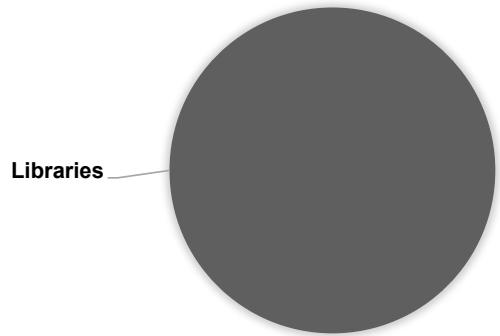
2023 - 2027 CIP



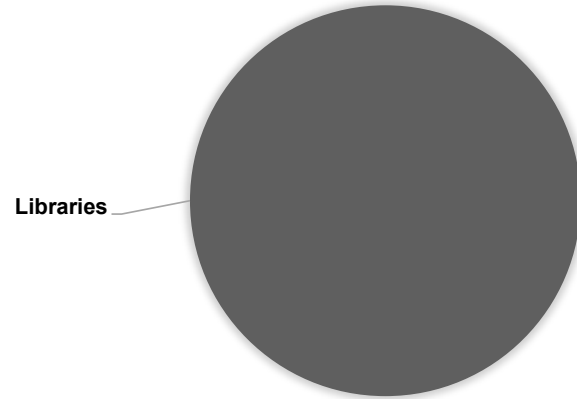
Revenue Category	2023 Budget		2024	2025	2026	2027	2023 - 2027 CIP	
Property Tax	0	0.0%	500,000	0	0	0	500,000	0.7%
Bonds: GO Property Tax	15,180,000	100.0%	16,710,000	17,665,000	22,095,000	3,830,000	75,480,000	99.3%
Total	15,180,000	100.0%	17,210,000	17,665,000	22,095,000	3,830,000	75,980,000	100.0%

Resident Services Expenditures

2023 Budget



2023 - 2027 CIP



Expenditure Area	2023 Budget		2024	2025	2026	2027	2023 - 2027 CIP	
Libraries	15,180,000	100.0%	17,210,000	17,665,000	22,095,000	3,830,000	75,980,000	100.0%
Total	15,180,000	100.0%	17,210,000	17,665,000	22,095,000	3,830,000	75,980,000	100.0%

Revenues by Project

NOTE: All Total and subtotal lines precede detail

Pg#	Project Number and Name	Revenue Category	Budget to Date	Budget Remaining	2023 - 2027 Capital Improvement Program					Beyond 2027	Project Total
					2023 Budget	2024	2025	2026	2027		
	Grand Total		1,708,762,047	671,198,461	447,655,800	346,992,500	264,596,000	257,555,000	156,540,000	22,250,000	3,204,351,347
	RESIDENT SERVICES		19,935,000	17,543,127	15,180,000	17,210,000	17,665,000	22,095,000	3,830,000	0	95,915,000
	Library		19,935,000	17,543,127	15,180,000	17,210,000	17,665,000	22,095,000	3,830,000	0	95,915,000
VI-2	1006394	Library Facility Preservation 2021-2025	6,900,000	5,549,963	5,000,000	6,000,000	6,000,000	0	0	0	23,900,000
		Bonds - GO	6,900,000		5,000,000	6,000,000	6,000,000	0	0	0	23,900,000
VI-4	1009348	Library Facility Modifications 2021-2025	0	0	1,500,000	750,000	750,000	750,000	750,000	0	4,500,000
		Bonds - GO	0		1,500,000	750,000	750,000	750,000	750,000	0	4,500,000
VI-6	1004476	Sumner Library Refurbishment	690,000	385,843	1,310,000	4,990,000	0	0	0	0	6,990,000
		Bonds - GO	690,000		1,310,000	4,990,000	0	0	0	0	6,990,000
VI-8	1004468	Westonka Library Replacement	200,000	197,506	840,000	2,150,000	9,565,000	0	0	0	12,755,000
		Property Tax	200,000		0	0	0	0	0	0	200,000
		Bonds - GO	0		840,000	2,150,000	9,565,000	0	0	0	12,555,000
VI-10	1006381	Rockford Road Library Asset Protection	1,340,000	854,785	5,975,000	0	0	0	0	0	7,315,000
		Bonds - GO	1,340,000		5,975,000	0	0	0	0	0	7,315,000
VI-12	1004464	Linden Hills Library Refurbishment	0	0	0	0	160,000	600,000	3,080,000	0	3,840,000
		Bonds - GO	0		0	0	160,000	600,000	3,080,000	0	3,840,000
VI-14	1006387	Augsburg Park Library Asset Protection	0	0	555,000	2,045,000	0	0	0	0	2,600,000
		Bonds - GO	0		555,000	2,045,000	0	0	0	0	2,600,000
VI-16	1004469	East Lake Library Refurbishment	90,000	90,000	0	225,000	325,000	5,925,000	0	0	6,565,000
		Bonds - GO	90,000		0	225,000	325,000	5,925,000	0	0	6,565,000
VI-18	1004444	Central Library Program/Asset Strategic Plan	0	0	0	500,000	0	0	0	0	500,000
		Property Tax	0		0	500,000	0	0	0	0	500,000
VI-20	1001788	Brookdale Library Refurbishment	115,000	115,000	0	550,000	865,000	14,820,000	0	0	16,350,000
		Bonds - GO	115,000		0	550,000	865,000	14,820,000	0	0	16,350,000
VI-22	1005259	New Southdale Library	10,600,000	10,350,029	0	0	0	0	0	0	10,600,000
		Property Tax	200,000		0	0	0	0	0	0	200,000
		Bonds - GO	10,400,000		0	0	0	0	0	0	10,400,000

Project Name: 1006394 Library Facility Preservation 2021-2025
Major Program: Resident Services
Department: Library

Funding Start: 2021
Funding Completion: 2025

Summary:

This project provides the basis for implementing an annual, on-going facility preservation program at 33 of the 41 Hennepin County Library facilities. It is intended to carry out major building system and infrastructure repairs, replacements and upgrades as necessary to ensure the long-term viability of the County's real property assets.

Purpose & Description:

Based on "Best Practice" standards, Facility Services staff has established a program of surveys and facility audits of the Library building systems to determine major maintenance or infrastructure replacement plans. This information is maintained in an archival database which can be queried and prioritized for implementation. These replacements are required to maintain the existing library buildings in a good state of repair.

All of the work done under the auspices of this project was identified through periodic surveys of the respective building systems by expert consultants and operations and maintenance staff. The surveys and audits provide a work plan to effect major facility repairs, renovations and upgrades in support of the County's service mission. Availability of regular funding through this project will permit staff to continue conducting building condition evaluations and implement the work in a planned and cost effective manner. This funding will also permit staff to conduct cyclical inspections based on the statistical average life cycles of various building infrastructure systems. This will ensure buildings remain in an optimal condition thereby prolonging their useful life through use of capital resources in an efficient and responsible manner.

Examples of facility preservation items that preserve building integrity and maintain long term value as real-estate assets include: major HVAC modifications and/or replacement, major plumbing repairs and/or replacement, major electrical repair/component replacement, exterior walls rehab (tuck-pointing, stucco repairs, cladding, joint sealant, etc.), window replacement, exterior lighting replacement, major roof repairs and/or replacement, sewer system repairs and/or replacement, grounds preservation (sprinkler systems and water detention ponds), paving and parking surface repairs and/or replacement.



REVENUE	Budget To-Date	12/31/22 Act & Enc	Balance	2023	2024	2025	2026	2027	Future	Total
Bonds - GO	6,900,000	803,585	6,096,415	5,000,000	6,000,000	6,000,000				23,900,000
Other		3,750	(3,750)							
Total	6,900,000	807,335	6,092,665	5,000,000	6,000,000	6,000,000				23,900,000

EXPENSE	Budget To-Date	12/31/22 Act & Enc	Balance	2023	2024	2025	2026	2027	Future	Total
Construction	6,000,000	1,225,744	4,774,256	4,500,000	5,500,000	5,500,000				21,500,000
Consulting	400,000	83,310	316,690	200,000	200,000	200,000				1,000,000
Other Costs		40,982	(40,982)							
Contingency	500,000		500,000	300,000	300,000	300,000				1,400,000
Total	6,900,000	1,350,037	5,549,963	5,000,000	6,000,000	6,000,000				23,900,000

Project Name: 1006394 Library Facility Preservation 2021-2025	Funding Start: 2021
Major Program: Resident Services	Funding Completion: 2025
Department: Library	

Current Year's CIP Process Summary	Budget To-Date	2023	2024	2025	2026	2027	Future	Total
Department Requested	6,900,000	7,000,000	5,000,000	5,000,000				23,900,000
Administrator Proposed	6,900,000	5,000,000	6,000,000	6,000,000				23,900,000
CBTF Recommended	6,900,000	5,000,000	6,000,000	6,000,000				23,900,000
Board Approved Final	6,900,000	5,000,000	6,000,000	6,000,000				23,900,000

Scheduling Milestones (major phases only):

Major projects planned in 2022 (\$8,050,000):

- Refurbish Protective Coating at Central (\$130,000)
- Replace Boiler and Soffit at Franklin (\$250,000)
- Replace Roof at St. Louis Park (\$325,000)
- Replace Roof at Linden Hills (\$950,000)
- Regrade Site/Stormwater Mgmt at Linden Hills (\$150,000)
- Other smaller projects (\$3,995,000)
- 2021 Projects delayed by COVID-19* (\$2,250,000 - Paid for out of Project 1002168)

Project's Effect on County Priorities and the Operating Budget:

County Priorities: Sustainable design elements to be incorporated to align with County's Climate Action Plan. Small business and minority hiring goals for consultants and contractors to align with County's priority to reduce disparities.

Operating Budget: Replacement of aging equipment and roofing will result in energy savings and a reduction in maintenance costs.

Changes from Prior CIP:

The 2023 estimate has increased by \$2,000,000 over the 2022-2026 budget due to increases in material and labor costs, as well as supply chain issues brought on by the pandemic. Additionally, unprecedented inflation rates have been taken into consideration and included in this cost estimate as prices for goods and services continue to rise due to labor shortages, rising fuel costs and material availability.

Board Resolutions / Supplemental Information:

- Major projects planned in 2023 (\$7,000,000):**
- Replace Boiler at Hopkins (\$120,000)
 - Replace RTU at Pierre Bottineau (\$150,000)
 - Replace HVAC at Plymouth (\$600,000)
 - Replace Boiler at St. Louis Park & Rockford Road (\$245,000)
 - Replace Boiler at No. Regional Library (\$200,000)
 - Replace Roof/Exterior at Penn Lake (\$1,150,000)
 - Refurbish Exterior Beam Coatings at Central (\$150,000)
 - Refurbish Exterior at Franklin Ph. 1 (\$250,000)
 - Other smaller projects (\$4,135,000)

- Major projects planned in 2024 & 2025:**
- Replace AHU-2 at Champlin (\$100,000)
 - Replace RTU at Roosevelt (\$125,000)
 - Replace Roof at Eden Prairie, Franklin & East Lake (\$1,300,000)
 - HVAC Modifications/upgrades at Northeast (\$280,000)
 - Penn Lake HVAC upgrades (\$225,000)
 - Replace Roof at Maple Plain (\$100,000)
 - Refurbish Exterior at Franklin Ph. 2 (\$650,000)

This request is based on a five-year cyclical program of facility condition assessments, inspections and staff observations that form the basis for the identified project scope. Assessments for the 18 suburban libraries were conducted in 2016. Assessments of the non-suburban libraries began in 2020 and will continue through 2021.

- This project is preceded by the following capital project:
- Library Facility Preservation 2016-2020 (1002168)
 - Funded Budget: \$12,000,000
 - Expenditures & Encumbrances: \$ 11,839,000
 - Balance as of 12/31/2022: \$ 161,000*

*Due to the effects of COVID-19 on Library and Preservation operations, projects originally scheduled in 2020 will be completed during 2021 & 2022. The prior capital project (#1002168) will be spent down and closed at the end of 2022.

Last Year's CIP Process Summary	Budget To-Date	2022	2023	2024	2025	2026	Future	Total
Department Requested	3,000,000	5,900,000	5,000,000	5,000,000	5,000,000			23,900,000
Administrator Proposed	3,000,000	3,900,000	5,000,000	5,000,000	5,000,000			21,900,000
CBTF Recommended	3,000,000	3,900,000	5,000,000	5,000,000	5,000,000			21,900,000
Board Approved Final	3,000,000	3,900,000	5,000,000	5,000,000	5,000,000			21,900,000

Project Name: 1009348 Library Facility Modifications 2021-2025
Major Program: Resident Services
Department: Library

Funding Start: 2023
Funding Completion: 2027

Summary:

This project will provide the Hennepin County Library Department with an annual appropriation for implementing system-wide modifications as required to respond to operational needs of its facilities and to make any necessary adjustments to library spaces based on the outcome of the 2022 strategic plan.

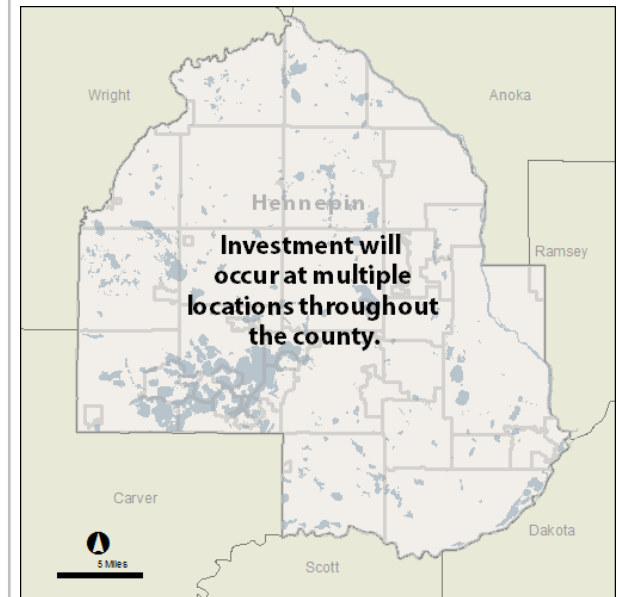
Purpose & Description:

The Library's Capital Framework, and forthcoming Strategic plan, align with Facility Services' five-year capital improvement program. This alignment allows for joint planning by the Library and Facility Services, advises County Administration on capital funding priorities and allows for well-coordinated implementation of various types of capital projects to better serve the community.

This project is used to update any library building in the Hennepin County Library system where improvements are of a scale that do not require an independent capital request. The work is necessary to keep all library spaces in optimal condition to facilitate use by library patrons and staff and will support space modifications needed to implement recommendations from the 2022 strategic plan.

Typical improvements and modifications include:

- Broadening access to technology
- Configuring spaces to reflect new and broader purposes
- Creating library environments that are welcoming, safe, and secure
- Providing innovative services in buildings, online, and in the community
- Updating and maintaining facilities based on Hennepin County standards



REVENUE	Budget To-Date	12/31/22 Act & Enc	Balance	2023	2024	2025	2026	2027	Future	Total
Bonds - GO				1,500,000	750,000	750,000	750,000	750,000		4,500,000
Total				1,500,000	750,000	750,000	750,000	750,000		4,500,000
EXPENSE	Budget To-Date	12/31/22 Act & Enc	Balance	2023	2024	2025	2026	2027	Future	Total
Construction				900,000	450,000	450,000	450,000	450,000		2,700,000
Consulting				200,000	100,000	100,000	100,000	100,000		600,000
Furnishings				300,000	150,000	150,000	150,000	150,000		900,000
Contingency				100,000	50,000	50,000	50,000	50,000		300,000
Total				1,500,000	750,000	750,000	750,000	750,000		4,500,000

Project Name: 1009348 Library Facility Modifications 2021-2025	Funding Start: 2023
Major Program: Resident Services	Funding Completion: 2027
Department: Library	

Current Year's CIP Process Summary	Budget To-Date	2023	2024	2025	2026	2027	Future	Total
Department Requested		1,500,000	1,500,000	1,500,000				4,500,000
Administrator Proposed		1,500,000	750,000	750,000	750,000	750,000		4,500,000
CBTF Recommended		1,500,000	750,000	750,000	750,000	750,000		4,500,000
Board Approved Final		1,500,000	750,000	750,000	750,000	750,000		4,500,000

Scheduling Milestones (major phases only):
 Specific library locations and modifications scope is to be determined pending the outcomes of the 2022 Strategic Plan recommendations.

Board Resolutions / Supplemental Information:
 Funds from this project are often used in conjunction with other Library capital projects including Library Facility Preservation and Technology Modifications.

 This project is used to update any library building in the Hennepin County Library system where improvements are of a scale that do not require an independent capital request. The work is necessary to keep all library spaces in optimal condition to facilitate use by library patrons and staff and will support space modifications needed to implement recommendations from the 2022 strategic plan.

Project's Effect on County Priorities and the Operating Budget:
County Priorities: Sustainable design elements to be incorporated to align with County's Climate Action Plan. Small business and minority hiring goals for consultants and contractors to align with County's priority to reduce disparities.

Operating Budget: Staff anticipates that this project will have minor impacts to the Library and Facility Services annual operating costs.

This project will replace the following capital project:

- Library Facility Modifications 2016-2020 (#1002167)
- Funded Budget: \$2,250,000
- Expenditures & Encumbrances: \$2,025,000
- Balance as of 9/1/2022: \$ 225,000

Changes from Prior CIP:
 This is a new project request which will provide the Hennepin County Library Department with an annual appropriation for implementing system-wide modifications as required to respond to operational needs of its facilities and to make any necessary adjustments to library spaces based on the outcome of the 2022 strategic plan.

Last Year's CIP Process Summary	Budget To-Date	2022	2023	2024	2025	2026	Future	Total
Department Requested								
Administrator Proposed								
CBTF Recommended								
Board Approved Final								

Project Name: 1004476 Sumner Library Refurbishment
Major Program: Resident Services
Department: Library

Funding Start: 2019
Funding Completion: 2024

Summary:

This project will selectively remodel and refurbish approximately 10,000 USF of the library (including 1,000 USF of staff space) at Sumner Library, located at 611 Van White Memorial Boulevard in Minneapolis, MN. Additionally, facility asset preservation improvements will be made to address infrastructure and building system requirements to preserve building integrity and maintain long term value as a real estate asset.

Purpose & Description:

Hennepin County Library (HCL) is committed to fulfilling our mission and vision and achieving the outcomes we set through all of our services. A key to meeting that goal is regular updates and maintenance for our buildings.

Hennepin County Library is moving toward a more equitable and responsible capital renovation strategy. Based on the capital project framework, Sumner Library falls within these parameters. In addition to updating furniture and finishes, the following changes are recommended:

- Add study rooms to main level
- Larger, more flexible teen area
- Furniture, carpet, and finishes need replacement
- Space assessment to relieve rooms that are disjointed and with little cohesion, re-layout furniture and shelving to create improved flow of movement through space
- Improve staff work room
- Update restrooms to meet accessibility requirements



REVENUE	Budget To-Date	12/31/22 Act & Enc	Balance	2023	2024	2025	2026	2027	Future	Total
Bonds - GO	690,000	119,899	570,101	1,310,000	4,990,000					6,990,000
Total	690,000	119,899	570,101	1,310,000	4,990,000					6,990,000
EXPENSE	Budget To-Date	12/31/22 Act & Enc	Balance	2023	2024	2025	2026	2027	Future	Total
Construction		1,157	(1,157)	860,000	3,435,000					4,295,000
Consulting	690,000	303,000	387,000	388,000	99,000					1,177,000
Equipment					238,000					238,000
Furnishings					499,000					499,000
Other Costs					146,000					146,000
Contingency				62,000	573,000					635,000
Total	690,000	304,157	385,843	1,310,000	4,990,000					6,990,000

Project Name: 1004476 Sumner Library Refurbishment	Funding Start: 2019
Major Program: Resident Services	Funding Completion: 2024
Department: Library	

Current Year's CIP Process Summary	Budget To-Date	2023	2024	2025	2026	2027	Future	Total
Department Requested	690,000	1,310,000	4,990,000					6,990,000
Administrator Proposed	690,000	1,310,000	4,990,000					6,990,000
CBTF Recommended	690,000	1,310,000	4,990,000					6,990,000
Board Approved Final	690,000	1,310,000	4,990,000					6,990,000

Scheduling Milestones (major phases only):

Scoping: 2019
 Design: 2nd Qtr 2022
 Procurement: 3rd Qtr 2023
 Construction: 4th Qtr 2023 (the library will be closed for approx. 12 mos.)
 Completion: 4th Qtr 2024

Board Resolutions / Supplemental Information:

This project reflects the Library/Facility Services focus on the asset as a whole and is an effort to coordinate and combine both facility preservation items and Library remodeling needs to take advantage of upgrades while the Library is closed.

The Sumner Library is an 18,263 gross square foot (GSF) two story facility situated on a 0.6 acre site, with a surface parking lot for 14 vehicles. The Sumner Library has received historic designation from the City of Minneapolis Heritage Preservation Commission and is listed on the National Register of Historic Places.

Project's Effect on County Priorities and the Operating Budget:

County Priorities: Hennepin County is focused on reducing disparities. Hennepin County Libraries has analyzed the neighborhoods surrounding each of our 41 buildings and Sumner Library is located in a high priority neighborhood for County services due to disparities these communities face in education rates, income levels, English proficiency, home ownership, and employment.

Operating Budget: This project includes building and system upgrades that will increase energy efficiency of the facility. Alternative sustainability strategies will continue to be studied through the design development phase.

This library, built in 1915, has not seen any major remodeling or refurbishments since 2004. Approximately 10,000 USF of the library (including 1,000 USF of staff space) will undergo selective remodeling and refurbishment to support 21st century library service to patrons by reconfiguring public areas to support new and innovative services and replacement of furniture and carpet as needed. A review of the staff support spaces will be conducted in order to optimize space layouts for efficiency gains in alignment with current operating procedures.

A Facility Assessment was conducted in 2019 to confirm requirements for infrastructure and building system improvements. Major scope items include: exterior building envelope (partial roof replacement, door and window replacement, masonry wall repairs); exterior site (site drainage/stormwater diversion, pavement repairs, landscape, parking lot sealcoat), code related (accessibility compliance, new fire sprinkler system, fire alarm); interior (finish repairs/replacement, elevator upgrade); lighting control upgrades for energy improvement; technology (IT/security system updates); environmental (abatement).

Changes from Prior CIP:

The 2023 estimate has increased \$670,000 over the 2022-2026 budget due to increases in material and labor costs, as well as supply chain issues brought on by the pandemic. Additionally, unprecedented inflation rates have been taken into consideration and included in this cost estimate as prices for goods and services continue to rise due to labor shortages, rising fuel costs and material availability.

RESOLUTION 22-0447 (11/15/2022): Approval of schematic design for the project; Authorization to proceed with project design development and construction documents;

Last Year's CIP Process Summary	Budget To-Date	2022	2023	2024	2025	2026	Future	Total
Department Requested	90,000	600,000	2,825,000	2,805,000				6,320,000
Administrator Proposed	90,000	600,000	2,825,000	2,805,000				6,320,000
CBTF Recommended	90,000	600,000	2,825,000	2,805,000				6,320,000
Board Approved Final	90,000	600,000	2,825,000	2,805,000				6,320,000

Project Name: 1004468 Westonka Library Replacement
Major Program: Resident Services
Department: Library

Funding Start: 2019
Funding Completion: 2025

Summary:

This project will replace the current Westonka Library with a new 10,000 gross square foot (GSF) library and associated parking on the existing 1.68 acre site located at 2079 Commerce Boulevard in Mound, MN.

Purpose & Description:

Recent condition assessment studies concluded that replacement of the current library building is the recommended long-term solution rather than refurbishment due to the extent of deficiencies and the aging infrastructure found in the 50 year-old building. Constructing a new library facility will provide a modern, updated library that is energy efficient and supports a cost-effective approach for providing library services in the community for the next 50 years.

The new facility is envisioned to be a net-zero energy building. A net-zero facility is designed to produce 100% (or more) of the energy it consumes through renewable energy sources generated on its site.

Hennepin County Library (HCL) is committed to fulfilling our mission and vision and achieving the outcomes we set through all of our services. Hennepin County Library is moving toward a more equitable and responsible capital improvement strategy. Based on the capital project framework, Westonka Library falls within these parameters.

The following will be included in the new building:

- Increased meeting and study rooms of different sizes, including flexible spaces that can accommodate new technologies and library programs
- More accommodations for patrons using personal technology devices
- Early literacy spaces for STEM (science, technology, engineering, math) learning opportunities
- Space for teens and after-school (tweens)
- Open spaces and improved building navigation that is intuitive and American Disabilities Act-compliant
- Staff area improvements to provide efficient and ergonomic workflow, active and quiet workspace, and ancillary support space
- Outdoor space for reading and programs



REVENUE	Budget To-Date	12/31/22 Act & Enc	Balance	2023	2024	2025	2026	2027	Future	Total
Property Tax	200,000	200,000								200,000
Bonds - GO				840,000	2,150,000	9,565,000				12,555,000
Total	200,000	200,000		840,000	2,150,000	9,565,000				12,755,000
EXPENSE	Budget To-Date	12/31/22 Act & Enc	Balance	2023	2024	2025	2026	2027	Future	Total
Construction					864,000	7,756,000				8,620,000
Consulting	200,000	2,494	197,506	608,000	608,000	305,000				1,721,000
Equipment					96,000	381,000				477,000
Furnishings					111,000	443,000				554,000
Other Costs						209,000				209,000
Contingency				232,000	471,000	471,000				1,174,000
Total	200,000	2,494	197,506	840,000	2,150,000	9,565,000				12,755,000

Project Name: 1004468 Westonka Library Replacement	Funding Start: 2019
Major Program: Resident Services	Funding Completion: 2025
Department: Library	

Current Year's CIP Process Summary	Budget To-Date	2023	2024	2025	2026	2027	Future	Total
Department Requested	200,000	840,000	2,150,000	9,565,000				12,755,000
Administrator Proposed	200,000	840,000	2,150,000	9,565,000				12,755,000
CBTF Recommended	200,000	840,000	2,150,000	9,565,000				12,755,000
Board Approved Final	200,000	840,000	2,150,000	9,565,000				12,755,000

Scheduling Milestones (major phases only):

Design: 1st Qtr 2023
 Procurement: 3rd Qtr 2024
 Construction: 4th Qtr 2024 (the library will be closed for approx. 14 mos.)
 Completion: 4th Qtr 2025

Project's Effect on County Priorities and the Operating Budget:

County Priorities: Being net-zero helps the county reach the Climate Action Plan goal of 45% greenhouse gas reduction by 2030 and "net zero" by 2050. Reducing the carbon footprint of Westonka Library by 83,000 pounds of carbon dioxide annually is equivalent to the emissions of 8.5 homes.

Operating Budget: The energy savings building a Net Zero library compared to a new efficient library would be about \$20,000 annually. Additional operational costs estimated at \$3,000 annually will be incurred to assure that the systems perform at their peak capacity.

Changes from Prior CIP:

The 2023 estimate has increased \$1,055,000 over the 2022-2026 budget due to increases in material and labor costs, as well as supply chain issues brought on by the pandemic. Additionally, unprecedented inflation rates have been taken into consideration and included in this cost estimate as prices for goods and services continue to rise due to labor shortages, rising fuel costs and material availability.

Board Resolutions / Supplemental Information:

In 2021-22 the Library Department will develop a strategic master plan for all its operations and libraries across the county. The findings from the strategic planning effort will guide future planning for the New Westonka Library project.

A feasibility study for designing a net-zero library facility was conducted in 2018/2019. A net-zero building balances energy used with energy produced through on-site renewable sources such as solar panels. The study found that the Westonka Library, based on its building size and ample south-facing site, would be an ideal candidate for a new-zero facility. This project is expected to have a payback of 13 years.

The existing 8,600 GSF library will be demolished, it is 50 years old with aging infrastructure and building systems that are at end of useful life. The projected space requirement for the new library is 10,000 GSF, approximately 1,400 GSF more than the current library building. The additional space is required to properly accommodate new, modern mechanical, electrical and technology systems for the library facility, as well as sufficient staff workspace and restrooms that meet accessibility space requirements.

A community engagement process will be conducted early in the design phase to solicit input from residents, library patrons and other stakeholders

Last Year's CIP Process Summary	Budget To-Date	2022	2023	2024	2025	2026	Future	Total
Department Requested	200,000			1,520,000	9,980,000			11,700,000
Administrator Proposed	200,000			1,520,000	9,980,000			11,700,000
CBTF Recommended	200,000			1,520,000	9,980,000			11,700,000
Board Approved Final	200,000			1,520,000	9,980,000			11,700,000

Project Name: 1006381 Rockford Road Library Asset Protection
Major Program: Resident Services
Department: Library

Funding Start: 2022
Funding Completion: 2023

Summary:

This project will implement improvements and repairs to address critical infrastructure and preservation issues at the Rockford Road Library to ensure long-term integrity and functionality of the facility asset.

Purpose & Description:

The Rockford Road Library, located at 6401 42nd Avenue N in Crystal, MN, is a single story, 18,790 gross square foot building (including a lower level utility room). Constructed in 1971, the building is situated on a 2.39 acre site with a surface lot for 84 vehicles.

The Rockford Road Library has served the community for over 45 years. The library's interior public spaces were remodeled and updated in 2013, providing much needed improvements to library services.

In 2017 a targeted condition assessment of the facility was completed that examined specific issues and conditions of the building and site. The findings identified the following infrastructure components that are deteriorating due to age, moisture intrusion, and heavy use:

- Exterior building wall cladding and window replacement
- Roof repairs
- Site paving and parking lot replacement
- Site storm water drainage modifications
- Exterior lighting replacement

Additionally, the project scope will include improvements necessary to address building code compliance requirements (restrooms and egress walkways) and replace security cameras to meet current Hennepin County building standards. Staff area workstations and furniture will be replaced to meet current county ergonomic standards.



REVENUE	Budget To-Date	12/31/22 Act & Enc	Balance	2023	2024	2025	2026	2027	Future	Total
Bonds - GO	1,340,000	165,612	1,174,388	5,975,000						7,315,000
Total	1,340,000	165,612	1,174,388	5,975,000						7,315,000

EXPENSE	Budget To-Date	12/31/22 Act & Enc	Balance	2023	2024	2025	2026	2027	Future	Total
Construction	884,000	6,756	877,244	4,715,000						5,599,000
Consulting	192,000	478,459	(286,459)	530,000						722,000
Equipment	8,000		8,000	24,000						32,000
Furnishings	27,000		27,000	91,000						118,000
Contingency	229,000		229,000	615,000						844,000
Total	1,340,000	485,215	854,785	5,975,000						7,315,000

Project Name: 1006381 Rockford Road Library Asset Protection	Funding Start: 2022
Major Program: Resident Services	Funding Completion: 2023
Department: Library	

Current Year's CIP Process Summary	Budget To-Date	2023	2024	2025	2026	2027	Future	Total
Department Requested	1,340,000	4,975,000						6,315,000
Administrator Proposed	1,340,000	5,975,000						7,315,000
CBTF Recommended	1,340,000	5,975,000						7,315,000
Board Approved Final	1,340,000	5,975,000						7,315,000

Scheduling Milestones (major phases only):

Beginning in the summer of 2022, in-depth testing will be done on the buildings' envelope, roof and window detailing. This will help in determining its current condition and also aide with the sequencing of work prior to the eventual closure for construction.

Design: 2nd Qtr 2022
 Procurement: 1st Qtr 2023
 Construction: 2nd Qtr 2023 (the library will be closed for approx. 9-12 mos.)
 Completion: 4th Qtr 2023

Board Resolutions / Supplemental Information:

In 2013, the interior of the Rockford Road Library was refurbished. This project will primarily focus on the exterior asset protection work, roughly 80% of the project costs. This includes items such as window replacement, hard surface refurbishments, building envelope repair, and exterior lighting. The other 20% will be spent on interior asset protection items, such as staff area finishes, restroom refurbishments, and staff area furniture upgrades.

Currently, the City of Crystal is also doing related work under an easement and shared-cost replacement of the entrance drive and library parking lot under Joint Powers Agreement, PR00003661.

Project's Effect on County Priorities and the Operating Budget:

County Priorities: The intent of the project is to comply with the State of Minnesota B3 Guidelines to the extent possible while meeting the project scope, schedule, and budget.

Operating Budget: It is anticipated that there would be a cost savings in energy used due to the change in exterior lighting, more efficient windows, and the building envelope modifications.

RESOLUTION 22-0446 (11/15/2022): Approval of schematic design for the project; Authorization to proceed with project design development and construction documents;

Changes from Prior CIP:

The 2023 estimate has increased by \$1,985,000 over the 2022-2026 budget due in large part to increases in material and labor costs, as well as supply chain issues brought on by the pandemic. Additionally, the revised estimate includes climate action items and mechanical/electrical upgrades associated with the asset preservation work, as well as funding for updated interior library finishes that will bring the interior up to date with the new exterior.

Last Year's CIP Process Summary	Budget To-Date	2022	2023	2024	2025	2026	Future	Total
Department Requested		1,340,000	3,990,000					5,330,000
Administrator Proposed		1,340,000	3,990,000					5,330,000
CBTF Recommended		1,340,000	3,990,000					5,330,000
Board Approved Final		1,340,000	3,990,000					5,330,000

Project Name: 1004464 Linden Hills Library Refurbishment
Major Program: Resident Services
Department: Library

Funding Start: 2025
Funding Completion: 2027

Summary:

This project will remodel and refurbish approximately 5,700 USF of the library (including 749 USF of staff space) of the Linden Hills Library, located at 2900 W. 43rd Street in Minneapolis, MN. Additionally, facility asset preservation improvements will also be made to address infrastructure and building system requirements to preserve building integrity and maintain long term value as a real-estate asset.

Purpose & Description:

Hennepin County Library (HCL) is committed to fulfilling our mission and vision and achieving the outcomes we set through all of our services. A key to meeting that goal is regular updates and maintenance for our buildings.

Hennepin County Library is moving toward a more equitable and responsible capital renovation strategy. Based on the capital project framework, Linden Hills Library falls within these parameters. In addition to updating furniture and finishes, the following changes are recommended:

- Light update to public spaces to improve efficiencies and address accessibility
- Preserve historic features whenever possible
- Improve staff areas, minimize and enhance service points
- Meeting room improvements



REVENUE	Budget To-Date	12/31/22 Act & Enc	Balance	2023	2024	2025	2026	2027	Future	Total
Bonds - GO						160,000	600,000	3,080,000		3,840,000
Total						160,000	600,000	3,080,000		3,840,000
EXPENSE	Budget To-Date	12/31/22 Act & Enc	Balance	2023	2024	2025	2026	2027	Future	Total
Construction								2,281,000		2,281,000
Consulting						125,000	372,000	125,000		622,000
Equipment							13,000	101,000		114,000
Furnishings								392,000		392,000
Other Costs							24,000	91,000		115,000
Contingency						35,000	191,000	90,000		316,000
Total						160,000	600,000	3,080,000		3,840,000

Project Name: 1004464 Linden Hills Library Refurbishment	Funding Start: 2025
Major Program: Resident Services	Funding Completion: 2027
Department: Library	

Current Year's CIP Process Summary	Budget To-Date	2023	2024	2025	2026	2027	Future	Total
Department Requested		150,000	575,000	2,860,000				3,585,000
Administrator Proposed				160,000	600,000	3,080,000		3,840,000
CBTF Recommended				160,000	600,000	3,080,000		3,840,000
Board Approved Final				160,000	600,000	3,080,000		3,840,000

Scheduling Milestones (major phases only):

Scoping: 2025
 Design: 2026
 Procurement: 2027
 Construction: 2027 (the library will be closed for approx. 12 mos.)
 Completion: 2028

Project's Effect on County Priorities and the Operating Budget:

County Priorities: Sustainable design elements to be incorporated to align with County's Climate Action Plan. Small business and minority hiring goals for consultants and contractors to align with County's priority to reduce disparities.

Operating Budget: There is potential energy and maintenance cost savings for Facilities Services depending on final lighting design.

Changes from Prior CIP:

The 2023 estimate has increased \$635,000 over the 2022-2026 budget due to increases in material and labor costs, as well as supply chain issues brought on by the pandemic. Additionally, unprecedented inflation rates have been taken into consideration and included in this cost estimate as prices for goods and services continue to rise due to labor shortages, rising fuel costs and material availability.

Board Resolutions / Supplemental Information:

In 2021-22 the Library Department will develop a strategic master plan for all its operations and libraries across the county. The findings from the strategic planning effort will guide future planning for the Linden Hills Library Refurbishment project.

This project reflects the Library/Facility Services focus on the asset as a whole and is an effort to coordinate and combine both facility preservation items and Library remodeling needs to take advantage of upgrades while the Library is closed.

The Linden Hills Library is an 8,290 gross square foot (GSF) two story facility situated on a 0.31 acre site. There is no on-site parking at this site. The Linden Hills Library has received historic designation from the City of Minneapolis Heritage Preservation Commission and is listed on the National Register of Historic Places.

Approximately 5,700 USF of the library (including 749 USF of staff space) will undergo selective remodeling and refurbishment to lightly update the current library space and make it more efficient and patron friendly. A review of the staff support spaces will be conducted in order to optimize space layouts for efficiency gains in alignment with current operating procedures.

Preliminary staff assessment of the facility indicates there are infrastructure and building system improvements needed to preserve building integrity and longevity including: exterior building shell (masonry tuck-pointing, window repairs); exterior site improvements (storm water management, pavement repairs, landscape), lighting upgrades for energy improvements; interior improvements (flooring and finishes replacement); add heating / cooling to meeting room; technology system upgrades (IT/security). Improvements needed to address code compliance, energy code, and environmental and safety requirements will also be incorporated into the full project scope. A full facility assessment for the library will be conducted in 2023.

Last Year's CIP Process Summary	Budget To-Date	2022	2023	2024	2025	2026	Future	Total
Department Requested		150,000	550,000	2,505,000				3,205,000
Administrator Proposed			150,000	550,000	2,505,000			3,205,000
CBTF Recommended			150,000	550,000	2,505,000			3,205,000
Board Approved Final			150,000	550,000	2,505,000			3,205,000

Project Name: 1006387 Augsburg Park Library Asset Protection
Major Program: Resident Services
Department: Library

Funding Start: 2023
Funding Completion: 2024

Summary:

This project will implement improvements and repairs to address critical infrastructure and preservation issues at the Augsburg Park Library to ensure long-term integrity and functionality of the facility asset.

Purpose & Description:

The Augsburg Park Library, located at 7100 Nicollet Avenue S in Richfield, MN, is a single story, 15,040 gross square foot building (including a small lower level utility room). Constructed in 1975, the building is situated on a 4 acre site with a surface lot for 83 vehicles.

The Augsburg Park Library has served the community for over 40 years. The library's interior public spaces were remodeled and updated in 2013, providing much needed improvements to library services.

A recent assessment has identified the following exterior infrastructure components that are deteriorating due to age and/or moisture intrusion:

- Window replacement
- Parking lot replacement/reconstruction
- Site storm water drainage modifications
- Exterior pavement replacement
- Exterior lighting replacement
- Exterior egress walkway improvements to meet building code
- Landscape improvements, including tree replacement

This project will make necessary repairs and upgrades to address these infrastructure and preservation needs.



REVENUE	Budget To-Date	12/31/22 Act & Enc	Balance	2023	2024	2025	2026	2027	Future	Total
Bonds - GO				555,000	2,045,000					2,600,000
Total				555,000	2,045,000					2,600,000

EXPENSE	Budget To-Date	12/31/22 Act & Enc	Balance	2023	2024	2025	2026	2027	Future	Total
Construction					1,431,000					1,431,000
Consulting				453,000	114,000					567,000
Equipment					67,000					67,000
Furnishings					30,000					30,000
Contingency				102,000	403,000					505,000
Total				555,000	2,045,000					2,600,000

Project Name: 1006387 Augsburg Park Library Asset Protection	Funding Start: 2023
Major Program: Resident Services	Funding Completion: 2024
Department: Library	

Current Year's CIP Process Summary	Budget To-Date	2023	2024	2025	2026	2027	Future	Total
Department Requested		555,000	2,045,000					2,600,000
Administrator Proposed		555,000	2,045,000					2,600,000
CBTF Recommended		555,000	2,045,000					2,600,000
Board Approved Final		555,000	2,045,000					2,600,000

Scheduling Milestones (major phases only):

In 2021, some in-depth assessment of the building will begin. Mainly focusing on the building envelope and site water management. These assessments will aid in the upcoming asset preservation work scheduled for 2024.

Scoping: 2023
 Design: 2023
 Procurement: 2024
 Construction: 2024 (the library will be closed for approx. 4-5 mos.)
 Completion: 2024

Board Resolutions / Supplemental Information:

Project's Effect on County Priorities and the Operating Budget:

County Priorities: Sustainable design elements to be incorporated to align with County's Climate Action Plan. Small business and minority hiring goals for consultants and contractors to align with County's priority to reduce disparities.

Operating Budget: There is potential energy cost savings for Facilities Services depending on final exterior lighting design.

Changes from Prior CIP:

The 2023 estimate has increased \$425,000 over the 2022-2026 budget due to increases in material and labor costs, as well as supply chain issues brought on by the pandemic. Additionally, unprecedented inflation rates have been taken into consideration and included in this cost estimate as prices for goods and services continue to rise due to labor shortages, rising fuel costs and material availability.

Last Year's CIP Process Summary	Budget To-Date	2022	2023	2024	2025	2026	Future	Total
Department Requested			545,000	1,630,000				2,175,000
Administrator Proposed			545,000	1,630,000				2,175,000
CBTF Recommended			545,000	1,630,000				2,175,000
Board Approved Final			545,000	1,630,000				2,175,000

Project Name: 1004469 East Lake Library Refurbishment
Major Program: Resident Services
Department: Library

Funding Start: 2019
Funding Completion: 2026

Summary:

This project will selectively remodel and refurbish approximately 14,000 USF of the library (including 2,100 USF of staff space) of the East Lake Library, located at 2727 East Lake Street in Minneapolis, MN. Additionally, asset preservation improvements will be made to address infrastructure and building system requirements to preserve building integrity and maintain long term value as a real-estate asset.

Purpose & Description:

Hennepin County Library (HCL) is committed to fulfilling our mission and vision and achieving the outcomes we set through all of our services. A key to meeting that goal is regular updates and maintenance for our buildings.

Hennepin County Library is moving toward a more equitable and responsive capital renovation strategy. Based on the capital project framework, East Lake Library falls within these parameters. In addition to updating furniture and finishes, the following changes are recommended

- Improvements and additional space for meeting, study, and collaboration to reflect new and broader services
- Add technology to support equitable access to information
- Update Teen and Children's areas to create environments that are welcoming, safe, and secure
- Reconfigure staff workroom to improve efficiency, including modifications to AMH room
- Improve storage space to better accommodate library materials



REVENUE	Budget To-Date	12/31/22 Act & Enc	Balance	2023	2024	2025	2026	2027	Future	Total
Bonds - GO	90,000		90,000		225,000	325,000	5,925,000			6,565,000
Total	90,000		90,000		225,000	325,000	5,925,000			6,565,000
EXPENSE	Budget To-Date	12/31/22 Act & Enc	Balance	2023	2024	2025	2026	2027	Future	Total
Construction							3,599,000			3,599,000
Consulting	90,000		90,000		198,000	296,000	490,000			1,074,000
Equipment							305,000			305,000
Furnishings							893,000			893,000
Other Costs							137,000			137,000
Contingency					27,000	29,000	501,000			557,000
Total	90,000		90,000		225,000	325,000	5,925,000			6,565,000

Project Name: 1004469 East Lake Library Refurbishment	Funding Start: 2019
Major Program: Resident Services	Funding Completion: 2026
Department: Library	

Current Year's CIP Process Summary	Budget To-Date	2023	2024	2025	2026	2027	Future	Total
Department Requested	90,000		225,000	325,000	5,925,000			6,565,000
Administrator Proposed	90,000		225,000	325,000	5,925,000			6,565,000
CBTF Recommended	90,000		225,000	325,000	5,925,000			6,565,000
Board Approved Final	90,000		225,000	325,000	5,925,000			6,565,000

Scheduling Milestones (major phases only):

Scoping: 2024
 Design: 2025
 Procurement: 2026
 Construction: 2026 (the library will be closed for approx. 12 mos.)
 Completion: 2027

Project's Effect on County Priorities and the Operating Budget:

County Priorities: Hennepin County is focused on reducing disparities. Hennepin County Libraries has analyzed the neighborhoods surrounding each of our 41 buildings and East Lake Library is located in a high priority neighborhood for County services due to disparities these communities face in education rates, income levels, English proficiency, home ownership, and employment.

Operating Budget: Future impacts to Facility Services and Library operating budgets will be determined in the early stages of design.

Changes from Prior CIP:

The 2023 estimate has increased \$835,000 over the 2022-2026 budget due in large part to increases in material and labor costs, as well as supply chain issues brought on by the pandemic. Additionally, unprecedented inflation rates have been taken into consideration and included in this cost estimate as prices for goods and services continue to rise due to labor shortages, rising fuel costs and material availability. Furthermore, the addition of a full roof replacement in lieu of a partial lower roof replacement was also added to the estimate.

Board Resolutions / Supplemental Information:

In 2021-22 the Library Department will develop a strategic master plan for all its operations and libraries across the county. The findings from the strategic planning effort will guide future planning for the East Lake Library Refurbishment project.

East Lake Library underwent a six-month remediation project in 2020 to address damages caused by civil unrest and return the library to service. The work included repairing and/or replacing damaged flooring, windows, interior finishes, furniture, fixtures, computer equipment and the preservation and cleaning of library materials.

This project reflects the Library/Facility Services focus on the asset as a whole and is an effort to coordinate and combine both facility preservation items and Library remodeling needs to take advantage of upgrades while the Library is closed.

The East Lake Library is an 18,058 gross square foot (GSF) single story facility situated on a one-acre site, with a surface parking lot for 25 vehicles. This library was built in 1976, and remodeled and expanded in 2007. More recently, in 2020 the library underwent significant interior remediation work, following damages caused by civil unrest in south Minneapolis.

Approximately 14,000 USF of the library (including 2,100 USF of staff space) will undergo selective remodeling and refurbishment to support 21st century library service to patrons by reconfiguring public areas to support new and innovative services and replacing furniture and flooring as needed. A review of the staff support spaces will be conducted in order to optimize space layouts for efficiency gains in alignment with current operating procedures.

Preliminary staff assessment of the facility indicates there are infrastructure and building system improvements needed to preserve building integrity and longevity including: exterior site improvements (paving surfaces, landscape, site drainage), lighting upgrades for energy improvements; flooring replacement and sub-floor repairs; HVAC system upgrades; and technology system upgrades (IT/security). Improvements needed to address code compliance, energy code, and environmental and safety requirements will also be incorporated into the full project scope.

Last Year's CIP Process Summary	Budget To-Date	2022	2023	2024	2025	2026	Future	Total
Department Requested	90,000			190,000	440,000	3,000,000	2,010,000	5,730,000
Administrator Proposed	90,000			190,000	440,000	3,000,000	2,010,000	5,730,000
CBTF Recommended	90,000			190,000	440,000	3,000,000	2,010,000	5,730,000
Board Approved Final	90,000			190,000	440,000	3,000,000	2,010,000	5,730,000

Project Name: 1004444 Central Library Program/Asset Strategic Plan
Major Program: Resident Services
Department: Library

Funding Start: 2024
Funding Completion: 2024

Summary:

This project will provide for a comprehensive study and programming effort to assess and evaluate current library public and staff space and identify areas of improvements needed to support 21st century service to patrons at the Minneapolis Central Library. Located at 300 Nicollet Mall in Minneapolis, the Minneapolis Central Library is a 539,490 gross square foot (GSF) multi-level facility that opened in 2006.


Purpose & Description:

Hennepin County Library (HCL) is committed to fulfilling our mission and vision and achieving the outcomes we set through all of our services. A key to meeting that goal is regular updates and maintenance for our buildings.

Hennepin County Library is moving toward a more equitable and responsible capital renovation strategy. Based on the new capital project framework, Minneapolis Central Library falls within these parameters. Located at 300 Nicollet Mall in Minneapolis, the Minneapolis Central Library is a 539,490 gross square foot (GSF) multi-level facility that opened in 2006. This downtown Minneapolis library is open 7 days a week and experiences extremely high levels of patron use.

The project scope will include an in-depth space programming effort to understand current library services, identify areas in need of improvements, and develop a preliminary implementation plan for future remodeling and refurbishment work at the Minneapolis Central Library. The study will include developing options for reconfiguring public areas to support new and innovative services, improving access and space efficiencies, and a condition assessment of furniture, equipment and finishes.

Additionally, the study will conduct a facility assessment for the building to assess infrastructure and/or building system improvements that may be required to preserve the building, reduce building energy usage, upgrade technology systems, and address safety and code compliance needs.



REVENUE	Budget To-Date	12/31/22 Act & Enc	Balance	2023	2024	2025	2026	2027	Future	Total
Property Tax					500,000					500,000
Total					500,000					500,000

EXPENSE	Budget To-Date	12/31/22 Act & Enc	Balance	2023	2024	2025	2026	2027	Future	Total
Consulting					500,000					500,000
Total					500,000					500,000

Project Name: 1004444 Central Library Program/Asset Strategic Plan	Funding Start: 2024
Major Program: Resident Services	Funding Completion: 2024
Department: Library	

Current Year's CIP Process Summary	Budget To-Date	2023	2024	2025	2026	2027	Future	Total
Department Requested		500,000						500,000
Administrator Proposed			500,000					500,000
CBTF Recommended			500,000					500,000
Board Approved Final			500,000					500,000

Scheduling Milestones (major phases only):
 Study/Scoping: 2024
 Design: TBD
 Procurement: TBD
 Construction: TBD
 Completion: TBD

Project's Effect on County Priorities and the Operating Budget:
County Priorities: Sustainable design elements to be incorporated to align with County's Climate Action Plan. Small business and minority hiring goals for consultants and contractors to align with County's priority to reduce disparities.
Operating Budget: Staff anticipates that this project will have minor impacts to the Library and Facility Services annual operating costs.

Changes from Prior CIP:
 No changes.

Board Resolutions / Supplemental Information:
 In 2021-22 the Library Department will develop a strategic master plan for all its operations and libraries across the county. The findings from the strategic planning effort will guide future planning for the Central Library master plan study.
 The Minneapolis Central Library, located at 300 Nicollet Mall in Minneapolis is a 539,490 gross square foot (GSF) multi-story facility situated on a 2.47 acre site. The facility includes 5 levels plus a 5th floor mezzanine level, and 2 levels of below grade parking that can accommodate 264 vehicles. Built in 2006, Minneapolis Central Library is open 7 days a week and experiences extremely high levels of patron use.
 This project is an in-depth library programming and scoping effort to assess and evaluate current library public and staff areas and to identify areas of improvement needed to support 21st century library service to patrons. The study will develop options and preliminary stacking plans for reconfiguring public areas to support new and innovative services, improving access and space efficiencies, and a condition assessment of furniture, equipment and finishes. A review of the staff support spaces will be conducted in order to optimize space layouts for efficiency gains in alignment with current operating procedures. The study will include developing a preliminary implementation plan for required remodeling and refurbishment work.
 Additionally, the implementation plan will conduct a facility assessment of the building to assess infrastructure and/or building system improvements that may be required to preserve the building, reduce energy usage, upgrade technology systems (IT/data/security), and address safety and code compliance needs.

Last Year's CIP Process Summary	Budget To-Date	2022	2023	2024	2025	2026	Future	Total
Department Requested			500,000					500,000
Administrator Proposed			500,000					500,000
CBTF Recommended			500,000					500,000
Board Approved Final			500,000					500,000

Project Name: 1001788 Brookdale Library Refurbishment
Major Program: Resident Services
Department: Library

Funding Start: 2017
Funding Completion: 2026

Summary:

This project will selectively remodel and refurbish approximately 57,000 USF (including 13,000 USF of staff space) of the Brookdale Library, located at 6125 Shingle Creek Parkway in Brooklyn Center, MN. Additionally, facility asset preservation improvements will be made to address infrastructure and building system requirements to preserve building integrity and maintain long term value as a real-estate asset.

Purpose & Description:

Hennepin County Library (HCL) is committed to fulfilling our mission and vision and achieving the outcomes we set through all of our services. A key to meeting that goal is regular updates and maintenance for our buildings.

The Brookdale Library currently needs the following updates to support the four evaluation criteria outlined in the framework for capital projects:

- Conduct space assessment to evaluate how space is used and make changes to support patrons;
- Improve entry to make it more inviting and intuitive. Reduce number of service desks;
- Replace high shelving to improve sightlines;
- Update children’s area and remove larger elements;
- Replace AMH;
- Evaluate staff space for efficiencies;
- Replace furniture, carpet, and finishes



REVENUE	Budget To-Date	12/31/22 Act & Enc	Balance	2023	2024	2025	2026	2027	Future	Total
Bonds - GO	115,000		115,000		550,000	865,000	14,820,000			16,350,000
Total	115,000		115,000		550,000	865,000	14,820,000			16,350,000
EXPENSE	Budget To-Date	12/31/22 Act & Enc	Balance	2023	2024	2025	2026	2027	Future	Total
Construction							7,108,000			7,108,000
Consulting	80,000		80,000		467,000	776,000	312,000			1,635,000
Equipment							2,287,000			2,287,000
Furnishings							2,874,000			2,874,000
Other Costs							701,000			701,000
Contingency	35,000		35,000		83,000	89,000	1,538,000			1,745,000
Total	115,000		115,000		550,000	865,000	14,820,000			16,350,000

Project Name: 1001788 Brookdale Library Refurbishment	Funding Start: 2017
Major Program: Resident Services	Funding Completion: 2026
Department: Library	

Current Year's CIP Process Summary	Budget To-Date	2023	2024	2025	2026	2027	Future	Total
Department Requested	115,000			570,000	885,000	15,320,000		16,890,000
Administrator Proposed	115,000		550,000	865,000	14,820,000			16,350,000
CBTF Recommended	115,000		550,000	865,000	14,820,000			16,350,000
Board Approved Final	115,000		550,000	865,000	14,820,000			16,350,000

Scheduling Milestones (major phases only):

Scoping: 2024
 Design: TBD
 Procurement: TBD
 Construction: TBD
 Completion: TBD

Project's Effect on County Priorities and the Operating Budget:

County Priorities: Hennepin County is focused on reducing disparities. Hennepin County Libraries has analyzed the neighborhoods surrounding each of our 41 buildings and Brookdale Library is located in a high priority neighborhood for County services due to disparities these communities face in education rates, income levels, English proficiency, home ownership, and employment.

Operating Budget: Future impacts to Facility Services and Library operating budgets will be determined in the early stages of design.

Changes from Prior CIP:

The 2023 estimate has increased \$740,000 over the 2022-2026 budget due to increases in material and labor costs, as well as supply chain issues brought on by the pandemic. Additionally, unprecedented inflation rates have been taken into consideration and included in this cost estimate as prices for goods and services continue to rise due to labor shortages, rising fuel costs and material availability.

Board Resolutions / Supplemental Information:

In 2021-22 the Library Department will develop a strategic master plan for all its operations and libraries across the county. The findings from the strategic planning effort will guide future planning for the Brookdale Library Refurbishment project.

This project reflects the Library/Facility Services focus on the asset as a whole and is an effort to coordinate and combine facility preservation items and Library remodeling needs to take advantage of upgrades while the Library is closed.

The Brookdale Regional Center is a 130,000 GSF single story facility situated on a 10 acre site with a surface lot for 508 vehicles. It is comprised of the Library, with 57,000 USF as well as other major public service components that include a Taxpayer Services service center, Community Corrections & Rehabilitation probation office and District Court.

This Library was renovated and expanded in 2004, as part of the larger Brookdale Regional Center Remodeling project. The Library has not seen any major remodeling or refurbishments since that time. Approx. 57,000 USF of the library (including 13,000 USF of staff space) will undergo selective remodeling and refurbishment to update the current library space and make it more efficient and patron friendly.

A facility assessment of the Library will be conducted to identify infrastructure and building system improvements needed to preserve building integrity and longevity. These improvements may include: repairs and updates to HVAC, and electrical systems; lighting upgrades for energy improvements; exterior building shell repairs; exterior site improvements (paving surfaces, grounds and landscape, lighting, site drainage), and technology system upgrades (IT/data and security systems). Improvements needed to address code compliance, energy code, and environmental and safety requirements will also be incorporated into the full project scope.

This is an order of magnitude estimate based on a high-level project scoping effort. Costs may be revised upon completion of a more detailed facility assessment study.

Last Year's CIP Process Summary	Budget To-Date	2022	2023	2024	2025	2026	Future	Total
Department Requested	115,000				520,000	810,000	14,165,000	15,610,000
Administrator Proposed	115,000				520,000	810,000	14,165,000	15,610,000
CBTF Recommended	115,000				520,000	810,000	14,165,000	15,610,000
Board Approved Final	115,000				520,000	810,000	14,165,000	15,610,000

Project Name: 1005259 New Southdale Library
Major Program: Resident Services
Department: Library

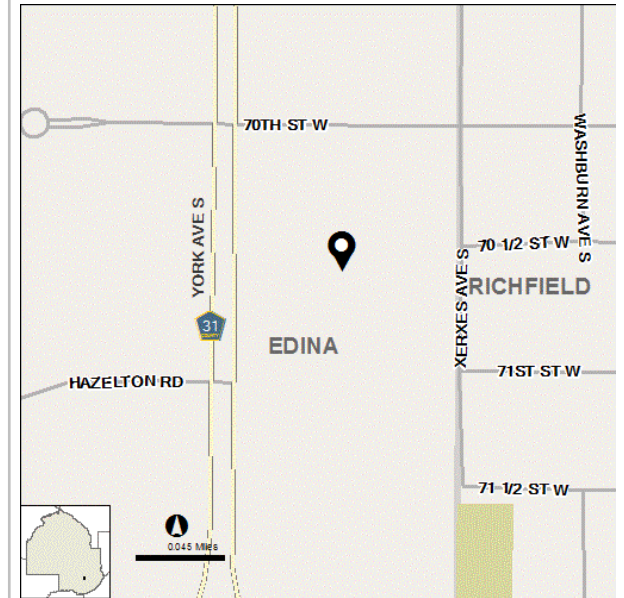
Funding Start: 2018
Funding Completion: TBD

Summary:

This project will relocate or replace the existing Hennepin County Southdale Library.

Purpose & Description:

Built in 1972, the current Southdale Library has served the residents of Edina, Bloomington, Richfield and Minneapolis for almost five decades with its extensive collections, meeting spaces and community responsive programming. In 2015, due to the age of the facility and projected cost, the county determined that renovations to the nearly 50 year-old facility would not be prudent. As a result, Hennepin County developed a strategy to relocate the public service functions housed at the Southdale Regional Center. The Resident & Real Estate Service Center was relocated to the Southdale Center in 2016. District court functions were relocated to other county facilities in early 2019. This project will relocate or replace the library.



REVENUE	Budget To-Date	12/31/22 Act & Enc	Balance	2023	2024	2025	2026	2027	Future	Total
Property Tax	200,000	200,000								200,000
Bonds - GO	10,400,000	21,524	10,378,476							10,400,000
Total	10,600,000	221,524	10,378,476							10,600,000

EXPENSE	Budget To-Date	12/31/22 Act & Enc	Balance	2023	2024	2025	2026	2027	Future	Total
Construction	3,590,000		3,590,000							3,590,000
Consulting	5,845,000	249,971	5,595,029							5,845,000
Other Costs	454,000		454,000							454,000
Contingency	711,000		711,000							711,000
Total	10,600,000	249,971	10,350,029							10,600,000

Project Name: 1005259 New Southdale Library	Funding Start: 2018
Major Program: Resident Services	Funding Completion: TBD
Department: Library	

Current Year's CIP Process Summary	Budget To-Date	2023	2024	2025	2026	2027	Future	Total
Department Requested	10,600,000							10,600,000
Administrator Proposed	10,600,000							10,600,000
CBTF Recommended	10,600,000							10,600,000
Board Approved Final	10,600,000							10,600,000

Scheduling Milestones (major phases only):

Scoping: TBD
 Design: TBD
 Procurement: TBD
 Construction: TBD
 Completion: TBD

Project's Effect on County Priorities and the Operating Budget:

County Priorities: Sustainable design elements to be incorporated to align with County's Climate Action Plan. Small business and minority hiring goals for consultants and contractors to align with County's priority to reduce disparities.

Operating Budget: Future impacts to Facility Services and Library operating budgets will be determined in the early stages of design.

Changes from Prior CIP:

All future funding for this project has been removed due to the uncertainty of the project's scope in future years due to potential impacts from the COVID-19 pandemic.

Board Resolutions / Supplemental Information:

In 2021-22 the Library Department will develop a strategic master plan for all its operations and libraries across the county. The findings from the strategic planning effort will guide future planning for the New Southdale Library project.

In 2016, Resolution 16-0366 approved a Cooperative Agreement with the Edina Housing and Redevelopment Authority (HRA) to provide community engagement and certain planning services for the redevelopment of the current library site.

In 2016-2017 the HRA held four public meetings attended by over 150 residents and held 13 focus groups with residents and Hennepin County, Richfield, and Edina staff. In 2018 additional community engagement was conducted to discuss future library programming and to gather feedback about priorities for the new library. Two public open houses were held in May/June 2019 to update residents and stakeholders about the library's proposed relocation to the Southdale Center. Additional opportunities for input will occur as the library design process continues.


Last Year's CIP Process Summary	Budget To-Date	2022	2023	2024	2025	2026	Future	Total
Department Requested	10,600,000							10,600,000
Administrator Proposed	10,600,000							10,600,000
CBTF Recommended	10,600,000							10,600,000
Board Approved Final	10,600,000							10,600,000

Operations

Operations encompasses the policy making, administrative support and staff services necessary for the efficient and effective management of county programs. The Hennepin County Board of Commissioners, as the elected governing body of the county, establishes policies and programs, approves the annual budget, and appoints key officials. The County Administrator is responsible for advising the county board and implementing approved policies and programs. The Operations departments include: Commissioners and Administration, Budget & Finance, Emergency Management, Information Technology, Housing & Economic Development, Human Resources, Audit Compliance & Investigative Services, General County Purposes, Facility Services, Municipal Building Commission, Debt Retirement and Ballpark Sales Tax Revenue Programs.

Disparity Reduction

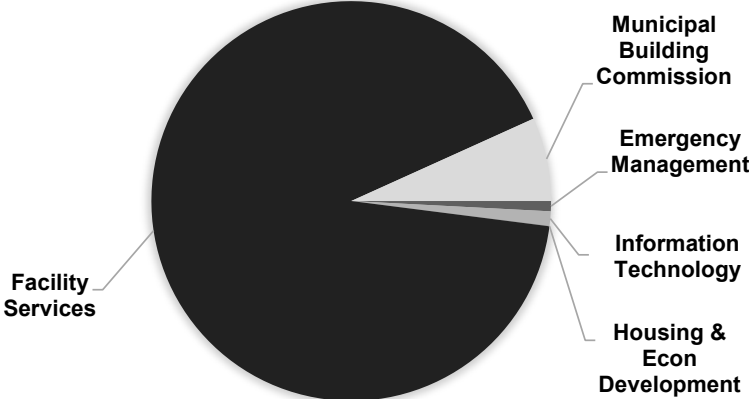
The Disparity Reduction line of business provides strategic direction, coordination and support for the county's efforts to reduce disparities and advance equity. Staff co-create equitable and innovative solutions through community and workplace partnerships, track measurable data, lead training efforts, provide educational support and tutoring to county-connected youth, align county contract spending and guide efforts to increase digital equity. For 2023-2027, there are no capital projects planned.



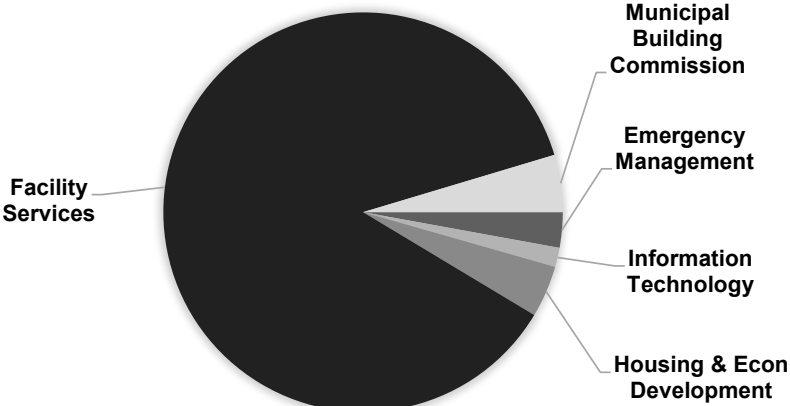
Revenue Category	2023 Budget		2024	2025	2026	2027	2023 - 2027 CIP	
Property Tax	270,000	0.3%	300,000	300,000	0	0	870,000	0.3%
Bonds: GO Property Tax	80,805,800	93.9%	109,639,500	44,477,000	11,040,000	4,150,000	250,112,300	97.3%
Federal	5,000,000	5.8%	1,000,000	0	0	0	6,000,000	2.4%
Total	86,075,800	100.0%	110,939,500	44,777,000	11,040,000	4,150,000	256,982,300	100.0%

Operations Expenditures

2023 Budget



2023 - 2027 CIP



Expenditure Area	2023 Budget		2024	2025	2026	2027	2023 - 2027 CIP	
Emergency Management	710,000	0.8%	6,650,000	0	0	0	7,360,000	2.9%
Information Technology	1,000,000	1.2%	1,500,000	1,500,000	0	0	4,000,000	1.6%
Housing & Econ Development	(30,000)	0.0%	2,800,000	3,000,000	2,600,000	2,400,000	10,770,000	4.2%
Facility Services	78,577,000	91.3%	95,245,000	38,940,000	8,440,000	1,750,000	222,952,000	86.8%
Municipal Building Commission	5,818,800	6.7%	4,744,500	1,337,000	0	0	11,900,300	4.5%
Total	86,075,800	100.0%	110,939,500	44,777,000	11,040,000	4,150,000	256,982,300	100.0%

Revenues by Project

NOTE: All Total and subtotal lines precede detail

Pg#	Project Number and Name	Revenue Category	Budget to Date	Budget Remaining	2023 - 2027 Capital Improvement Program					Beyond 2027	Project Total
					2023 Budget	2024	2025	2026	2027		
	Grand Total		1,708,762,047	671,198,461	447,655,800	346,992,500	264,596,000	257,555,000	156,540,000	22,250,000	3,204,351,347
	OPERATIONS		216,965,699	119,432,023	86,075,800	110,939,500	44,777,000	11,040,000	4,150,000	0	473,947,999
	Emergency Management		50,000	25,195	710,000	6,650,000	0	0	0	0	7,410,000
VII-4	1006386	Emergency Management Outdoor Warning Sirens Upgrade	50,000	25,195	710,000	6,650,000	0	0	0	0	7,410,000
		Property Tax	50,000		0	0	0	0	0	0	50,000
		Bonds - GO	0		710,000	6,650,000	0	0	0	0	7,360,000
	Information Technology		5,000,000	4,059,575	1,000,000	1,500,000	1,500,000	0	0	0	9,000,000
VII-6	1006393	IT Community Connectivity 2021-2025	5,000,000	4,059,575	1,000,000	1,500,000	1,500,000	0	0	0	9,000,000
		Bonds - GO	3,000,000		0	1,500,000	1,500,000	0	0	0	6,000,000
		Federal - Other	2,000,000		1,000,000	0	0	0	0	0	3,000,000
	Housing & Economic Development		20,161,999	8,200,046	(30,000)	2,800,000	3,000,000	2,600,000	2,400,000	0	30,931,999
VII-8	1009875	BLRT Community Investment Initiative	0	0	500,000	0	0	0	0	0	500,000
		Property Tax	0		500,000	0	0	0	0	0	500,000
VII-10	0031805	Southwest LRT Community Works	11,173,999	2,923,539	0	1,000,000	0	0	0	0	12,173,999
		Bonds - GO	9,250,000		0	1,000,000	0	0	0	0	10,250,000
		Federal - Other	825,000		0	0	0	0	0	0	825,000
		Other	1,098,999		0	0	0	0	0	0	1,098,999
VII-12	1001560	Penn Avenue Community Works	4,553,000	2,972,348	(30,000)	0	0	0	0	0	4,523,000
		Property Tax	2,833,000		(30,000)	0	0	0	0	0	2,803,000
		Bonds - GO	800,000		0	0	0	0	0	0	800,000
		State - Other	600,000		0	0	0	0	0	0	600,000
		Other	320,000		0	0	0	0	0	0	320,000
VII-14	1002318	Bottineau LRT Community Works	4,435,000	2,304,159	(500,000)	1,800,000	3,000,000	2,600,000	2,400,000	0	13,735,000
		Property Tax	1,235,000		(500,000)	0	0	0	0	0	735,000
		Bonds - GO	2,600,000		0	1,800,000	3,000,000	2,600,000	2,400,000	0	12,400,000
		Other	600,000		0	0	0	0	0	0	600,000
	Facility Services		158,638,000	96,513,034	78,577,000	95,245,000	38,940,000	8,440,000	1,750,000	0	381,590,000
VII-16	1006395	Environmental Health & Safety 2021 - 2025	1,000,000	333,453	600,000	600,000	600,000	0	0	0	2,800,000
		Property Tax	750,000		300,000	300,000	300,000	0	0	0	1,650,000
		Bonds - GO	250,000		300,000	300,000	300,000	0	0	0	1,150,000
VII-18	1008701	Climate Action Plan Facility Implementation	2,000,000	1,523,941	4,000,000	5,000,000	5,000,000	7,000,000	0	0	23,000,000
		Property Tax	250,000		0	0	0	0	0	0	250,000
		Bonds - GO	1,750,000		4,000,000	5,000,000	5,000,000	7,000,000	0	0	22,750,000
VII-20	1008987	Countywide HVAC Covid Response	3,000,000	2,536,700	4,000,000	1,000,000	0	0	0	0	8,000,000
		Federal - Other	3,000,000		4,000,000	1,000,000	0	0	0	0	8,000,000
VII-22	1000874	Government Center Infrastructure Preservation	41,370,000	15,141,387	3,130,000	10,500,000	0	0	0	0	55,000,000
		Bonds - GO	41,370,000		3,130,000	10,500,000	0	0	0	0	55,000,000
VII-24	1008794	Government Center HVAC Rehabilitation	22,000,000	21,977,477	7,960,000	9,025,000	4,515,000	0	0	0	43,500,000
		Bonds - GO	22,000,000		7,960,000	9,025,000	4,515,000	0	0	0	43,500,000
VII-26	1006396	Countywide Energy Conservation 2021-2025	3,500,000	3,496,833	1,000,000	2,000,000	2,000,000	0	0	0	8,500,000
		Bonds - GO	3,500,000		1,000,000	2,000,000	2,000,000	0	0	0	8,500,000
VII-28	1006398	Building Automation System Upgrades 2021-2025	1,700,000	1,659,925	500,000	3,300,000	2,600,000	0	0	0	8,100,000
		Bonds - GO	1,700,000		500,000	3,300,000	2,600,000	0	0	0	8,100,000

Revenues by Project

NOTE: All Total and subtotal lines precede detail

Pg#	Project Number and Name	Revenue Category	Budget to Date	Budget Remaining	2023 - 2027 Capital Improvement Program					Beyond 2027	Project Total
					2023 Budget	2024	2025	2026	2027		
VII-30	1006397	Facility Preservation 2021-2025	9,500,000	7,513,399	0	7,750,000	7,750,000	0	0	0	25,000,000
		Bonds - GO	9,500,000		0	7,750,000	7,750,000	0	0	0	25,000,000
VII-32	1007208	625 Building Occupancy Preparation & Rehabilitation	17,700,000	791,945	6,100,000	5,600,000	2,100,000	0	0	0	31,500,000
		Bonds - GO	17,700,000		6,100,000	5,600,000	2,100,000	0	0	0	31,500,000
VII-34	1008715	Security Operations Infrastructure Upgrades	750,000	615,731	2,250,000	750,000	750,000	0	0	0	4,500,000
		Bonds - GO	750,000		2,250,000	750,000	750,000	0	0	0	4,500,000
VII-36	1004461	1800 Chicago Infrastructure Replacements	10,228,000	4,093,060	2,852,000	1,670,000	0	0	0	0	14,750,000
		Bonds - GO	10,228,000		2,852,000	1,670,000	0	0	0	0	14,750,000
VII-38	1007236	Public Safety Facility Preservation	2,885,000	1,926,524	4,360,000	7,455,000	0	0	0	0	14,700,000
		Bonds - GO	2,885,000		4,360,000	7,455,000	0	0	0	0	14,700,000
VII-340	1009349	Public Works Medina Facility Preservation	0	0	515,000	10,620,000	6,600,000	1,315,000	1,750,000	0	20,800,000
		Bonds - GO	0		515,000	10,620,000	6,600,000	1,315,000	1,750,000	0	20,800,000
VII-42	1008782	ACF Work Release Building Demolition	1,985,000	1,755,171	935,000	0	0	0	0	0	2,920,000
		Bonds - GO	1,985,000		935,000	0	0	0	0	0	2,920,000
VII-44	1007209	625 Building Office Remodeling	15,000,000	12,522,445	23,400,000	0	0	0	0	0	38,400,000
		Bonds - GO	15,000,000		23,400,000	0	0	0	0	0	38,400,000
VII-46	1007210	Government Center Office Relocations & Remodeling	12,100,000	11,489,464	12,250,000	12,350,000	0	0	0	0	36,700,000
		Bonds - GO	12,100,000		12,250,000	12,350,000	0	0	0	0	36,700,000
VII-48	1007211	Government Center Court Relocations from FJC	500,000	475,100	1,000,000	13,000,000	5,500,000	0	0	0	20,000,000
		Bonds - GO	500,000		1,000,000	13,000,000	5,500,000	0	0	0	20,000,000
VII-50	1007390	HSB Clinic & Office Remodeling	3,450,000	1,027,422	0	0	0	0	0	0	3,450,000
		Bonds - GO	3,450,000		0	0	0	0	0	0	3,450,000
VII-52	1006402	General Office Space & Furniture Mods. 2021-2025	7,000,000	5,288,145	2,000,000	0	0	0	0	0	9,000,000
		Bonds - GO	7,000,000		2,000,000	0	0	0	0	0	9,000,000
vii-54	1006400	701 Building Facility Preservation 2021-2025	1,300,000	1,300,000	0	600,000	600,000	0	0	0	2,500,000
		Bonds - GO	0		0	600,000	600,000	0	0	0	1,200,000
		Lease Revenues	1,300,000		0	0	0	0	0	0	1,300,000
VII-56	1005285	701 Building Facade Restoration	0	0	0	3,000,000	0	0	0	0	3,000,000
		Bonds - GO	0		0	3,000,000	0	0	0	0	3,000,000
VII-58	1006401	Accessibility Modifications 2021-2025	500,000	432,887	0	250,000	250,000	0	0	0	1,000,000
		Bonds - GO	500,000		0	250,000	250,000	0	0	0	1,000,000
VII-60	1006554	County-wide Lactation Room Refurbishments	270,000	161,236	125,000	125,000	125,000	125,000	0	0	770,000
		Bonds - GO	270,000		125,000	125,000	125,000	125,000	0	0	770,000
VII-62	1007468	Countywide All Gender Restroom Modifications	250,000	221,548	250,000	250,000	0	0	0	0	750,000
		Bonds - GO	250,000		250,000	250,000	0	0	0	0	750,000
VII-64	1006399	Carpet Replacement Program 2021-2025	650,000	229,240	600,000	400,000	550,000	0	0	0	2,200,000
		Bonds - GO	650,000		600,000	400,000	550,000	0	0	0	2,200,000
VII-66	1009111	Government Center Veteran's Monument	0	0	750,000	0	0	0	0	0	750,000
		Bonds - GO	0		750,000	0	0	0	0	0	750,000

Revenues by Project

NOTE: All Total and subtotal lines precede detail

Pg#	Project Number and Name	Revenue Category	Budget to Date	Budget Remaining	2023 - 2027 Capital Improvement Program					Beyond 2027	Project Total
					2023 Budget	2024	2025	2026	2027		
	Municipal Building Commission		33,115,700	10,634,174	5,818,800	4,744,500	1,337,000	0	0	0	45,016,000
VII-68	0031317	MBC Life/Safety Improvements	10,106,500	3,464,142	303,500	0	0	0	0	0	10,410,000
		Property Tax	767,000		0	0	0	0	0	0	767,000
		Bonds - GO	9,339,500		303,500	0	0	0	0	0	9,643,000
VII-70	0031483	MBC Mechanical Systems Upgrades	14,584,700	3,599,474	145,300	0	0	0	0	0	14,730,000
		Property Tax	75,000		0	0	0	0	0	0	75,000
		Bonds - GO	14,509,700		145,300	0	0	0	0	0	14,655,000
VII-72	1006502	MBC Facility Safety Improvements	4,408,000	2,788,785	1,256,000	640,000	502,000	0	0	0	6,806,000
		Bonds - GO	4,408,000		1,256,000	640,000	502,000	0	0	0	6,806,000
VII-74	1008704	MBC Building-wide Electrical Upgrades	518,500	469,893	1,050,500	0	0	0	0	0	1,569,000
		Bonds - GO	518,500		1,050,500	0	0	0	0	0	1,569,000
VII-76	1008703	MBC Elevator 12 Modernization	0	0	31,500	412,500	0	0	0	0	444,000
		Bonds - GO	0		31,500	412,500	0	0	0	0	444,000
VII-78	1000935	MBC Exterior Improvements	3,155,000	354	0	3,692,000	835,000	0	0	0	7,682,000
		Bonds - GO	3,155,000		0	3,692,000	835,000	0	0	0	7,682,000
VII-80	1008223	MBC ADC Elevator Upgrades	343,000	311,526	3,032,000	0	0	0	0	0	3,375,000
		Bonds - GO	343,000		3,032,000	0	0	0	0	0	3,375,000

Project Name: 1006386 Emergency Management Outdoor Warning Sirens Upgrade
Major Program: Operations
Department: Emergency Management

Funding Start: 2022
Funding Completion: 2024

Summary:

This project will procure software and associated infrastructure hardware that will control the activation of all 292 and 3 portable outdoor warning sirens across Hennepin County.

Purpose & Description:

Hennepin County Emergency Management is responsible for the integration and coordination of the public alert and warning system in Hennepin County, including outdoor warning siren strategy and policy development. Emergency Management also has the capability to activate the county's outdoor warning sirens and is responsible to make siren activation decisions in the correct locations for weather events that do not meet automatic siren sounding criteria.

Hennepin County owns all the infrastructure and software that sounds these sirens. Six (6) PCs in four (4) different locations throughout the County are networked together to receive National Weather Service alert and warning products. Any one of these PCs can sound the siren system, essentially making the system 6-times redundant. The system can also sound manually by an authorized user from any one of the PCs.

The current siren control system is proprietary in nature and has been problematic in that the custom-built interfaces are not user friendly, lack effective reporting technology, has limited map interface capability, and has led to several siren failures in the past couple of years. In addition, there are limitations with the system in that smallest scale siren activation will only as small as the community level. This is an issue with the data string that is transmitted from an encoder and in a format that the current vendor chooses to use. This limits the ability for Emergency Management to sound the sirens that the National Weather Service issues in their new polygon warning format. The result is a delay in warning to what could turn out to be a large population in life-threatening circumstances.

The funding for this project would cover the control system as well as any necessary outdoor warning siren upgrades needed to be updated to effectively interface with the new control and command software. The new software should be easier to maintain, redundant, have a user-friendly interface, map based activation, integration of National Weather Service Polygon Warning alerting technology and built in reporting tools and customizable dash boards.



REVENUE	Budget To-Date	12/31/22 Act & Enc	Balance	2023	2024	2025	2026	2027	Future	Total
Property Tax	50,000	50,000								50,000
Bonds - GO				710,000	6,650,000					7,360,000
Total	50,000	50,000		710,000	6,650,000					7,410,000
EXPENSE	Budget To-Date	12/31/22 Act & Enc	Balance	2023	2024	2025	2026	2027	Future	Total
Consulting	50,000	24,805	25,195	534,000	95,000					679,000
Equipment					5,934,000					5,934,000
Other Costs				23,000						23,000
Contingency				153,000	621,000					774,000
Total	50,000	24,805	25,195	710,000	6,650,000					7,410,000

Project Name: 1006386 Emergency Management Outdoor Warning Sirens Upgrade	Funding Start: 2022
Major Program: Operations	Funding Completion: 2024
Department: Emergency Management	

Current Year's CIP Process Summary	Budget To-Date	2023	2024	2025	2026	2027	Future	Total
Department Requested	50,000	710,000	6,650,000					7,410,000
Administrator Proposed	50,000	710,000	6,650,000					7,410,000
CBTF Recommended	50,000	710,000	6,650,000					7,410,000
Board Approved Final	50,000	710,000	6,650,000					7,410,000

Scheduling Milestones (major phases only):

Consultant Selection Q1 2022
Study/Analysis Q3 2022
Siren Control Vendor Selection Q1 2023
Siren Control Vendor Planning Q1 2024
Siren Control Installation Q2 2024
Siren Control Completion Q4 2024

Board Resolutions / Supplemental Information:

There are currently over 292 fixed site outdoor warning sirens serving 45 cities and other jurisdictions in Hennepin County. Approximately 73 percent of the county's area and an estimated 97 percent of the population is within the planned audible range of at least one outdoor warning siren. People in many of places are able to hear several sirens.

There is potential for moderate growth of the warning siren system, it is estimated at approximately 5 new sirens per year.

Project's Effect on County Priorities and the Operating Budget:

County Priorities: Updating and maintaining a dependable warning siren system is critical in providing life safety communications to the residents of Hennepin County.

Operating Budget: The new system will require certain licensing, fees, and maintenance costs. Annual licensing fees are quoted at \$7,500/year, annual control fees will be approx. \$18,000/year, and it is anticipated that a siren control maintenance package to be between \$30,000-\$50,000/year, for a total annual operating cost increase of \$55,500-\$75,500/year.

Although the schedule for this project has been deferred, the estimated funding is presumed to be adequate based on preliminary conversations with a vendor in early 2019. This estimate will be subject to re-evaluation in spring 2022 when a schedule is more definitive.

2022 Planning Update:
An electrical engineering consultant has been hired to conduct a planning study on the current vendors providing outdoor siren control systems. Data is being compiled that contains potential companies, products, spec's, and how the County's future County needs intersect with current market siren systems. Emergency Management will be meeting with each prospective company during the summer of 2022 to gather further information. The full study should be completed by the end of 2022. This will lead into a design phase that will be done by the new vendor in 2023. Then, bidding and implementation across the 292 sites in 2024.

Changes from Prior CIP:

The 2023 estimate has increased by \$2,245,000 over the 2022-2026 budget due to increases in material and labor costs, as well as supply chain issues brought on by the pandemic. Additionally, unprecedented inflation rates have been taken into consideration and included in this cost estimate as prices for goods and services continue to rise due to labor shortages, rising fuel costs and material availability.

Last Year's CIP Process Summary	Budget To-Date	2022	2023	2024	2025	2026	Future	Total
Department Requested		50,000	125,000	4,990,000				5,165,000
Administrator Proposed		50,000	125,000	4,990,000				5,165,000
CBTF Recommended		50,000	125,000	4,990,000				5,165,000
Board Approved Final		50,000	125,000	4,990,000				5,165,000

Project Name: 1006393 IT Community Connectivity 2021-2025
Major Program: Operations
Department: Information Technology

Funding Start: 2021
Funding Completion: 2025

Summary:

The primary focus of this project is to establish secure, reliable, and redundant high-speed broadband connections to County facilities.

Purpose & Description:

This project aims to meet the growing need for high-speed broadband that supports the County's lines of business, provide robust and secure network connections among and between County facilities, and prevent outages by providing high-quality redundant connections. The project also works with the Public Works line of business to leverage existing fiber infrastructure for traffic management programs, and to share fiber planning, funding and maintenance services.

Partnering with other public agencies to share costs and capabilities, this project will provide primary and redundant fiber connectivity to as many County sites as possible. This project is the backbone that will provide the foundation for future expansion of the County's fiber infrastructure.

Community Connectivity is partnering with the State of MN, the Metropolitan Council, cities and school districts within Hennepin County, and other counties in the state to share fiber assets and provide mutual benefits. This project supports critical public-service program needs such as 911 dispatch, libraries, HSPHD regionalization and data redundancy.

Between 2012 and 2021, more than 300 miles of fiber optic infrastructure were installed under this program, including connections to more than 60 county facilities.



REVENUE	Budget To-Date	12/31/22 Act & Enc	Balance	2023	2024	2025	2026	2027	Future	Total
Bonds - GO	3,000,000	374,132	2,625,868		1,500,000	1,500,000				6,000,000
Federal - Other	2,000,000		2,000,000	1,000,000						3,000,000
Total	5,000,000	374,132	4,625,868	1,000,000	1,500,000	1,500,000				9,000,000

EXPENSE	Budget To-Date	12/31/22 Act & Enc	Balance	2023	2024	2025	2026	2027	Future	Total
Construction	1,475,000	901,885	573,115		225,000	225,000				1,925,000
Consulting		38,540	(38,540)							
Equipment	3,525,000		3,525,000	1,000,000	1,275,000	1,275,000				7,075,000
Total	5,000,000	940,425	4,059,575	1,000,000	1,500,000	1,500,000				9,000,000

Project Name: 1006393 IT Community Connectivity 2021-2025	Funding Start: 2021
Major Program: Operations	Funding Completion: 2025
Department: Information Technology	

Current Year's CIP Process Summary	Budget To-Date	2023	2024	2025	2026	2027	Future	Total
Department Requested	5,000,000	3,500,000	1,500,000	1,500,000				11,500,000
Administrator Proposed	5,000,000	1,000,000	1,500,000	1,500,000				9,000,000
CBTF Recommended	5,000,000	1,000,000	1,500,000	1,500,000				9,000,000
Board Approved Final	5,000,000	1,000,000	1,500,000	1,500,000				9,000,000

Scheduling Milestones (major phases only):

Planned connections and cost estimates for 2022 include (\$3,900,000): 1) Last mile county facility and library connections (\$500,000); 2) Southwest Light Rail Transit (\$900,000); 3) Fiber redundancy and enhancement projects (\$500,000); 4) County shared broadband work (\$2,000,000 - Federal).

Planned connections and cost estimates for 2023 include (\$4,100,000): 1) Metro Transit B-Line Bus Rapid Transit (\$600,000); 2) Last mile facility connections (\$500,000); 3) Southwest Light Rail Transit (\$900,000); 5) Fiber enhancement projects (\$100,000); 6) County shared broadband work (\$2,000,000 - Federal).

Project's Effect on County Priorities and the Operating Budget:

County Priorities: High-speed and redundant fiber connections ensure that County functions and services remain operational to serve, protect, and care for residents at all times.

Operating Budget: Impacts cannot be quantified, but higher bandwidth will be provided and there will be higher uptime on owned fiber lines compared to leased lines.

Changes from Prior CIP:

The 2023 estimate has decreased by \$2,500,000 from the 2022-2026 budget as a large unspent balance of prior appropriations still remains in the project as well as the prior capital project.

Board Resolutions / Supplemental Information:

NOTE: The County Board approved 2022 budget of \$3,500,000 includes \$2,000,000 in Federal American Rescue Plan Act (ARPA) funds. The budget and actuals for these funds, although authorized as part of the 1006393 IT Community Connectivity 2021-2025 project, will be tracked under project 1008880, which tracks ARPA funds across the county.

Community Connectivity is partnering with Metro Transit to install county owned fiber optic infrastructure along the Southwest Light Rail Transit corridor, and a portion of the D-Line BRT corridor from downtown Minneapolis to Bloomington that will replace a leased connection. Preliminary estimates indicate combined fiber cost for these two projects will be approximately \$2.75 million. Expenditures are expected to occur between 2021 and 2024.

In addition, Community Connectivity is collaborating with Public Works on implementation on the fiber optic installation portion of the Advanced Transportation Management System (ATMS) Project #2164400. Once these larger scale projects are complete, Community Connectivity will shift program focus to smaller scale projects connecting county facilities and assets to existing county fiber.

This project is preceded by the following capital project:

- IT Community Connectivity 2016-2020 (#1002166)
- Funded Budget: \$6,520,000
- Expenditures & Encumbrances: \$5,761,000
- Balance as of 12/31/2022: \$759,000

Last Year's CIP Process Summary	Budget To-Date	2022	2023	2024	2025	2026	Future	Total
Department Requested	1,500,000	3,500,000	3,500,000	1,500,000	1,500,000			11,500,000
Administrator Proposed	1,500,000	3,500,000	3,500,000	1,500,000	1,500,000			11,500,000
CBTF Recommended	1,500,000	3,500,000	3,500,000	1,500,000	1,500,000			11,500,000
Board Approved Final	1,500,000	3,500,000	3,500,000	1,500,000	1,500,000			11,500,000

Project Name: 1009875 BLRT Community Investment Initiative
Major Program: Operations
Department: Housing & Economic Development

Funding Start: 2023
Funding Completion: 2023

Summary:

The Blue Line Extension Light Rail Transit (LRT) project will bring fast, frequent, and affordable all-day service to communities from downtown Minneapolis northwest to North Minneapolis, Robbinsdale, Crystal, and Brooklyn Park. This new light rail investment will connect people to jobs, education, healthcare, and opportunities. LRT can drive investment and advance neighborhood visions for community and economic development. These opportunities can invigorate neighborhoods and allow area residents and businesses to build wealth in place.

Purpose & Description:

Hennepin County recognizes community pressures related to light rail projects can begin well before the line is even under construction and is committed to working with a shared sense of urgency to address these concerns quickly and strategically. It is important Hennepin begin long-term investments in the LRT corridor long before construction is set to begin to ensure the success of its anti-displacement efforts.



REVENUE	Budget To-Date	12/31/22 Act & Enc	Balance	2023	2024	2025	2026	2027	Future	Total
Property Tax				500,000						500,000
Total				500,000						500,000
EXPENSE	Budget To-Date	12/31/22 Act & Enc	Balance	2023	2024	2025	2026	2027	Future	Total
Contingency				500,000						500,000
Total				500,000						500,000

Project Name: 1009875 BLRT Community Investment Initiative	Funding Start: 2023
Major Program: Operations	Funding Completion: 2023
Department: Housing & Economic Development	

Current Year's CIP Process Summary	Budget To-Date	2023	2024	2025	2026	2027	Future	Total
Department Requested								
Administrator Proposed								
CBTF Recommended								
Board Approved Final		500,000						500,000

Scheduling Milestones (major phases only):

Project's Effect on County Priorities and the Operating Budget:

Changes from Prior CIP:
 Resolution 22-0404 added the BLRT Community Investment Initiative to the 2023 Capital Budget for community investments within the Blue Line Extension LRT Corridor.

Board Resolutions / Supplemental Information:
 Resolution 22-0404 added the BLRT Community Investment Initiative to the 2023 Capital Budget for community investments within the Blue Line Extension LRT Corridor.

Last Year's CIP Process Summary	Budget To-Date	2022	2023	2024	2025	2026	Future	Total
Department Requested								
Administrator Proposed								
CBTF Recommended								
Board Approved Final								

Project Name: 0031805 Southwest LRT Community Works
Major Program: Operations
Department: Housing & Economic Development

Funding Start: 211
Funding Completion: 2024

Summary:

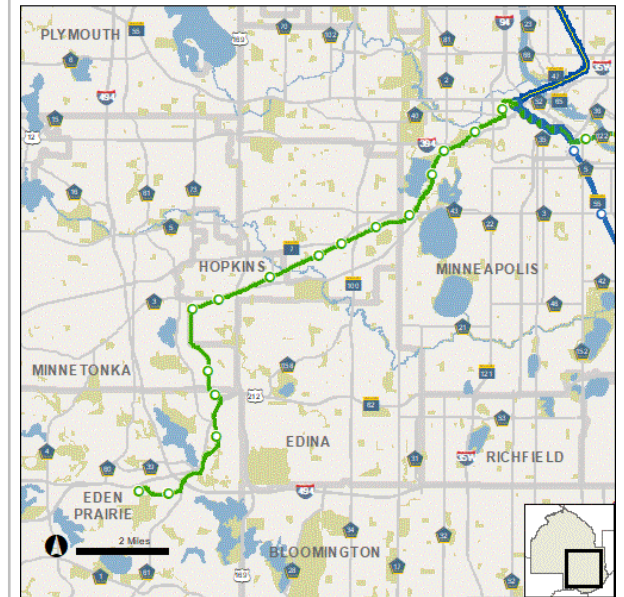
The Southwest Light Rail Transit (LRT) Community Works program will advance transit and transit-oriented development for station areas along the METRO Green Line Extension, serving the communities of Minneapolis, St. Louis Park, Hopkins, Minnetonka, and Eden Prairie.

Purpose & Description:

The purpose of the program is to provide benefits for Hennepin County residents and businesses and maximize the return on investment for the METRO Green Line Extension LRT project by integrating land use planning and transportation investments that support transit oriented development and economic development, increase transit ridership, and support a multi-modal transportation system that connects people to jobs, places and communities.

Southwest LRT Community Works uses its capital funds to leverage funding from public and private sources. Hennepin County is actively working with Southwest corridor cities, Metropolitan Council, and other agencies to complete infrastructure improvements and realize the full economic development potential of the corridor.

Southwest LRT Community Works continues to work with local partners to promote and guide private investment, and to ensure recommended "beyond the rails" infrastructure projects are completed by opening day. Priorities for implementation include first and last mile connections to new affordable housing units under construction, to employers, and to other community destinations.



REVENUE	Budget To-Date	12/31/22 Act & Enc	Balance	2023	2024	2025	2026	2027	Future	Total
Bonds - GO	9,250,000	5,004,565	4,245,435		1,000,000					10,250,000
Federal - Other	825,000	825,000								825,000
Transfer from other Funds		(100,000)	100,000							
Other	1,098,999	1,206,199	(107,200)							1,098,999
Total	11,173,999	6,935,763	4,238,236		1,000,000					12,173,999
EXPENSE	Budget To-Date	12/31/22 Act & Enc	Balance	2023	2024	2025	2026	2027	Future	Total
Land	400,000		400,000							400,000
Construction	7,148,999	1,261,001	5,887,998							7,148,999
Consulting	2,375,000	6,065,003	(3,690,003)		1,000,000					3,375,000
Other Costs	750,000	924,456	(174,456)							750,000
Contingency	500,000		500,000							500,000
Total	11,173,999	8,250,460	2,923,539		1,000,000					12,173,999

Project Name: 0031805 Southwest LRT Community Works	Funding Start: 211
Major Program: Operations	Funding Completion: 2024
Department: Housing & Economic Development	

Current Year's CIP Process Summary	Budget To-Date	2023	2024	2025	2026	2027	Future	Total
Department Requested	11,173,999		1,000,000					12,173,999
Administrator Proposed	11,173,999		1,000,000					12,173,999
CBTF Recommended	11,173,999		1,000,000					12,173,999
Board Approved Final	11,173,999		1,000,000					12,173,999

Scheduling Milestones (major phases only):

The general schedule for the LRT line is:
 Project Development: 2011 - 2016
 Engineering: 2016 - 2020
 Construction: Started in 2018.
 Project opening date subject to change; est. completion 2027.

Project's Effect on County Priorities and the Operating Budget:

Changes from Prior CIP:

None.

Board Resolutions / Supplemental Information:

Other Revenue includes \$1,107,000 from Three Rivers Park District for grade-separated trail construction per Agreement A154416, up to \$566,465 reimbursement from the HCHRA for 31st Street design reconstruction per Agreements A177958 and A189347, and a reduction of \$75,796 that reflects actual versus budgeted revenue.

Resolution 09-0596 (adopted December 15, 2009) established the Southwest LRT Community Works project to provide an organizational structure and process for coordinating LRT engineering and land use planning.

Resolution 15-0271 (adopted July 21, 2015) set aside \$3.0 million in SouthWest LRT Community Works funds for base payment costs. These funds were pledged to the SWLRT project to fill the local funding gap.

Resolution 16-0428 (adopted November 15, 2016) authorized a subordinate funding agreement with Metropolitan Council for \$2.6 million for three trail grade separation projects, and an agreement with Three Rivers Parks District for reimbursement of up to \$1.1 million for its share of local construction costs for these projects.

Resolution 16-0429 (adopted November 15, 2016) authorized subordinate funding agreements with Metropolitan Council for Community Works-eligible infrastructure costs associated with SWLRT, not to exceed \$3.0 million, and for \$5.0 million of Environmental Response Fund-eligible assessment and cleanup activities related to SWLRT.

Resolutions 17-0015 and 17-0016 (adopted January 24, 2017) authorized agreements for infrastructure investments identified in the Southwest Corridor and amended the Master Funding Agreement with Metropolitan Council. These include installation of fiber optic infrastructure along the Green Line Extension LRT corridor, the Flying Cloud Trail gap construction, and traffic signals in the City of Eden Prairie.

Resolution 17-0514 (adopted December 12, 2017) authorized a subordinate funding agreement with Metropolitan Council for design costs associated with the relocation of 31st Street West.

Resolution 18-0512 (adopted December 11, 2018) authorized a subordinate funding agreement with Metropolitan Council for construction costs associated with the relocation of 31st Street West.

Last Year's CIP Process Summary	Budget To-Date	2022	2023	2024	2025	2026	Future	Total
Department Requested	10,773,999	400,000		1,000,000				12,173,999
Administrator Proposed	10,773,999	400,000		1,000,000				12,173,999
CBTF Recommended	10,773,999	400,000		1,000,000				12,173,999
Board Approved Final	10,773,999	400,000		1,000,000				12,173,999

Project Name: 1001560 Penn Avenue Community Works
Major Program: Operations
Department: Housing & Economic Development

Funding Start: 2013
Funding Completion: 2023

Summary:

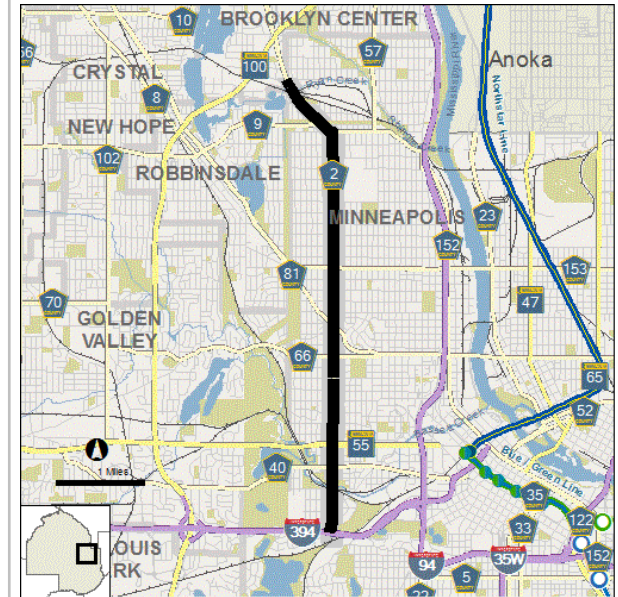
The Penn Avenue corridor is a 5.4 mile corridor in North Minneapolis, spanning from the planned Southwest Light Rail Transit (LRT) station at Penn Avenue south of I-394, up to 49th and Osseo Road at the city's northwestern boundary with Brooklyn Center. The Penn Avenue corridor includes a planned Bottineau LRT station, and construction for the C-Line Rapid Bus investment is underway in 2018. The Penn Avenue corridor intersects with major transportation routes including Glenwood Avenue (County Road 40), Olson Memorial Highway (State Highway 55), Golden Valley Road (County Road 66), West Broadway (County Road 81), Lowry Avenue (County Road 153), and I-394.

Purpose & Description:

Resolution 12-0238 (adopted May 22, 2012) established Penn Avenue North in Minneapolis as a project "to stimulate economic development, beautification, livability, and job creation." The Penn Avenue corridor is the home of major housing and neighborhood activity nodes which provide commercial services and employment opportunities to surrounding neighborhoods.

This project involves Hennepin County, City of Minneapolis, and Metro Transit working together to deliver job creation and economic development using infrastructure investments as the driver. The partners have invested in planning, design and construction of targeted roadway and pedestrian enhancements in coordination with Metro Transit's C-Line bus rapid transit, which began operating on June 8, 2019. The Penn Avenue Implementation Framework approved in March 2016 outlined a series of planned investments to support redevelopment, high quality housing, new and existing businesses, and to create a sense of place.

Hennepin County's investments toward infrastructure of \$8.7 million have resulted in \$49.85 million total infrastructure investment in the Penn corridor to-date. The county's investments toward economic development, housing, and redevelopment projects of \$3.5 million have helped generate \$61.9 million in total development value invested in the Penn corridor to-date.



REVENUE	Budget To-Date	12/31/22 Act & Enc	Balance	2023	2024	2025	2026	2027	Future	Total
Property Tax	2,833,000	2,633,000	200,000	(30,000)						2,803,000
Bonds - GO	800,000	(498,871)	1,298,871							800,000
State - Other	600,000		600,000							600,000
Other	320,000	829,886	(509,886)							320,000
Total	4,553,000	2,964,015	1,588,985	(30,000)						4,523,000
EXPENSE	Budget To-Date	12/31/22 Act & Enc	Balance	2023	2024	2025	2026	2027	Future	Total
Land	500,000		500,000							500,000
Construction	450,000	900	449,100							450,000
Consulting	3,603,000	1,563,881	2,039,119	(30,000)						3,573,000
Other Costs		15,871	(15,871)							
Total	4,553,000	1,580,652	2,972,348	(30,000)						4,523,000

Project Name: 1001560 Penn Avenue Community Works	Funding Start: 2013
Major Program: Operations	Funding Completion: 2023
Department: Housing & Economic Development	

Current Year's CIP Process Summary	Budget To-Date	2023	2024	2025	2026	2027	Future	Total
Department Requested	4,553,000							4,553,000
Administrator Proposed	4,553,000							4,553,000
CBTF Recommended	4,553,000							4,553,000
Board Approved Final	4,553,000	(30,000)						4,523,000

Scheduling Milestones (major phases only):

- Penn Avenue Community Works Implementation Framework adoption: 2016
- Penn Avenue Roadway, Transit, and Streetscape Improvements construction: 2018
- C-Line operations: 2019
- Additional lighting, streetscaping enhancements: 2019-2020
- Queen Bike Boulevard: 2020-2022

Project's Effect on County Priorities and the Operating Budget:

No operating budget impacts anticipated.

Changes from Prior CIP:

Resolution 22-0404 authorized a transfer of \$30,000 from Hennepin County Penn Avenue Community Works (CP 1001560) to Housing and Economic Development's 2023 operating budget for economic development programming navigation and outreach to businesses within the Blue Line Extension LRT project corridor.

Intentionally and strategically connecting businesses within the Blue Line Extension LRT project corridor with county economic development resources will maximize return on these existing programs and position local businesses for current and future success.

Board Resolutions / Supplemental Information:

Resolution 14-0051 approved Agreement A132383 with Hoisington Koegler Group, Inc. for development of the Penn Avenue Community Works Corridor Vision and Implementation Framework; and Agreements A140006 with Metro Transit and A140107 with City of Minneapolis to accept funding for the Penn Avenue Community Works Corridor Vision and Implementation Framework.

Resolution 16-0099R1 adopted the Penn Avenue Implementation Framework; approved Penn Avenue from 394 to 44th Avenue (CP 2121100) as a project in the 2016 Capital Budget with a project budget of \$2,040,000, that \$1,500,000 in funds and budget authority be transferred from Penn Avenue Community Works Participation (CP 2999970) to CP 2121100; and that CP 2999970 be closed.

Resolution 17-0485 authorized various agreements with Metropolitan Council, City of Minneapolis, Minneapolis Park and Recreation Board, and Xcel Energy for the roadway related construction costs and transferred a total of \$7,000,000 in budget authority from the Penn Avenue Community Works project (CP 1001560) to the Penn Avenue Transportation project (CP 2121100).

Since 2018, county and city staff have engaged community and stakeholders in the design of low-stress bikeways including enhanced crossings at three county roadways (Glenwood Avenue, Golden Valley Road, and Lowry Avenue).

Resolution 18-HCHRA-0030 accepted a transfer of \$200,000 from Hennepin County Penn Avenue Community Works (CP 1001560) and authorized Agreement PR00000543 with City of Minneapolis for \$200,000 to support property acquisition and approved criteria for county participation in specific acquisitions.

Resolution 21-0187 authorized Agreement PR00003299 with the City of Minneapolis for bicycle and pedestrian improvements along Queen Avenue N as part of the Queen Avenue Bike Boulevard project.

Resolution 22-0404 authorized a transfer of \$30,000 from Hennepin County Penn Avenue Community Works (CP 1001560) to Housing and Economic Development's 2023 operating budget for economic development programming navigation and outreach to businesses within the Blue Line Extension LRT project corridor.

Last Year's CIP Process Summary	Budget To-Date	2022	2023	2024	2025	2026	Future	Total
Department Requested	4,553,000							4,553,000
Administrator Proposed	4,553,000							4,553,000
CBTF Recommended	4,553,000							4,553,000
Board Approved Final	4,553,000							4,553,000

Project Name: 1002318 Bottineau LRT Community Works
Major Program: Operations
Department: Housing & Economic Development

Funding Start: 2015
Funding Completion: 2027

Summary:

The Bottineau Light Rail Transit (LRT) Community Works program works to advance transit and transit-oriented development along a proposed 13-mile expansion of the METRO Blue Line (Bottineau) LRT serving the cities of Brooklyn Park, Crystal, Robbinsdale, Golden Valley, and Minneapolis.

Purpose & Description:

The purpose of the Bottineau LRT Community Works program is to provide benefits for Hennepin County residents and businesses and maximize the return on investment for the METRO Blue Line Extension LRT project by integrating land use planning and transportation investments that support transit oriented development and economic development, increase transit ridership, and support a multi-modal transportation system that connects people to jobs, places and communities.

The Bottineau LRT Community Works program has engaged key partners to identify participating organizations, establish the goals, geographic boundary and organizational structure for the program, and has created a work plan and investment framework based on initial station area planning.

Bottineau LRT Community Works has leveraged a total of \$1.79 million in planning and economic development resources from others, including local, federal, and philanthropic sources, to support economic development, livability improvements, and community engagement throughout the corridor. Supported with these additional funds, collaborative planning to advance multiple projects toward implementation are underway. Implementation of targeted improvements, including the rehabilitation of landscaping along County State Aid Highway (CSAH) 81 in the cities of Brooklyn Park, Crystal, and Robbinsdale, are supported through Bottineau LRT Community Works resources. Other projects prioritized in Bottineau LRT Community Works planning process, such as improvements to Bass Lake Road in Crystal and a public plaza in Brooklyn Park, have been funded with other city and county resources, including the Transit Oriented Development Program funded by the Hennepin County Housing and Redevelopment Authority.



REVENUE	Budget To-Date	12/31/22 Act & Enc	Balance	2023	2024	2025	2026	2027	Future	Total
Property Tax	1,235,000	1,235,000		(500,000)						735,000
Bonds - GO	2,600,000	314,437	2,285,563		1,800,000	3,000,000	2,600,000	2,400,000		12,400,000
Other	600,000	445,249	154,751							600,000
Total	4,435,000	1,994,686	2,440,314	(500,000)	1,800,000	3,000,000	2,600,000	2,400,000		13,735,000
EXPENSE	Budget To-Date	12/31/22 Act & Enc	Balance	2023	2024	2025	2026	2027	Future	Total
Land						1,000,000	300,000			1,300,000
Construction	1,900,000	1,557,306	342,694	(500,000)	1,800,000	2,000,000	2,300,000	2,400,000		9,900,000
Consulting	600,000	431,600	168,400							600,000
Other Costs	1,935,000	141,935	1,793,065							1,935,000
Total	4,435,000	2,130,841	2,304,159	(500,000)	1,800,000	3,000,000	2,600,000	2,400,000		13,735,000

Project Name: 1002318 Bottineau LRT Community Works	Funding Start: 2015
Major Program: Operations	Funding Completion: 2027
Department: Housing & Economic Development	

Current Year's CIP Process Summary	Budget To-Date	2023	2024	2025	2026	2027	Future	Total
Department Requested	4,435,000		1,800,000	3,000,000	2,600,000	2,400,000		14,235,000
Administrator Proposed	4,435,000		1,800,000	3,000,000	2,600,000	2,400,000		14,235,000
CBTF Recommended	4,435,000		1,800,000	3,000,000	2,600,000	2,400,000		14,235,000
Board Approved Final	4,435,000	(500,000)	1,800,000	3,000,000	2,600,000	2,400,000		13,735,000

Scheduling Milestones (major phases only):
The schedule for the LRT extension is:
Project Development: 2014 - 2016
Engineering: 2017 - Present
Construction: To be determined.

Project's Effect on County Priorities and the Operating Budget:

Changes from Prior CIP:
August 2020: Hennepin County and the Metropolitan Council begin engaging project partners and community stakeholders about possible LRT route options for the project without using the approximately 8 miles of freight railroad property, as initially planned. By the end of 2021, the project team aims to have a new route option that has the support of corridor residents, businesses, and cities. This alignment will then be advanced for environmental review and engineering work to be completed in coming years.

Board Resolutions / Supplemental Information:
Resolution 17-0143 (adopted April 25, 2017) added Bottineau FTA TOD Community Works (CP 1005239) to the 2017 CIP with a budget of \$1,235,000 as a result of a Federal Transit Administration Pilot Program for Transit-Oriented Development (TOD) planning grant with awarded funds of \$1,077,500; and matching funds including: \$92,500 from the cities of Brooklyn Park, Crystal, Golden Valley, and Robbinsdale; and \$65,000 from Bottineau Community Works (CP 1002318). This additional capital project was developed to manage eligible transactions independently and more efficiently for review and audit purposes. Activities from this work has direct impact and connectivity to the Bottineau LRT Community Works (CP 1002318).
Resolution 17-0218 (adopted June 27, 2017) approved Agreement A177491 with the McKnight Foundation for economic and community development activities along the METRO Blue Line extension corridor in the estimated receivable amount of \$550,000.
Resolution 17-0482 (adopted November 28, 2017) approved Agreement PR00000065 with Springboard for the Arts for placemaking, community engagement, and business support activities in the METRO Blue Line extension corridor.
Resolution 18-0252 (adopted June 26, 2018) authorized negotiation of an agreement to rehabilitate and maintain the landscape of County State Aid Highway (CSAH) 81 in the cities of Brooklyn Park, Crystal and Robbinsdale at cost not to exceed \$1,500,000.

Last Year's CIP Process Summary	Budget To-Date	2022	2023	2024	2025	2026	Future	Total
Department Requested	4,435,000		1,800,000	3,000,000	2,600,000	2,400,000		14,235,000
Administrator Proposed	4,435,000		1,800,000	3,000,000	2,600,000	2,400,000		14,235,000
CBTF Recommended	4,435,000		1,800,000	3,000,000	2,600,000	2,400,000		14,235,000
Board Approved Final	4,435,000		1,800,000	3,000,000	2,600,000	2,400,000		14,235,000

Project Name: 1006395 Environmental Health & Safety 2021 - 2025
Major Program: Operations
Department: Facility Services

Funding Start: 2021
Funding Completion: 2025

Summary:

This project addresses environmental remediation and safety compliance issues involving county facilities. Projects will address such diverse concerns as storm water management, drinking water quality, radon, lead paint abatement, indoor air quality, fluorescent lamp recycling, asbestos remediation, hazardous waste disposal and other emerging environmental concerns.

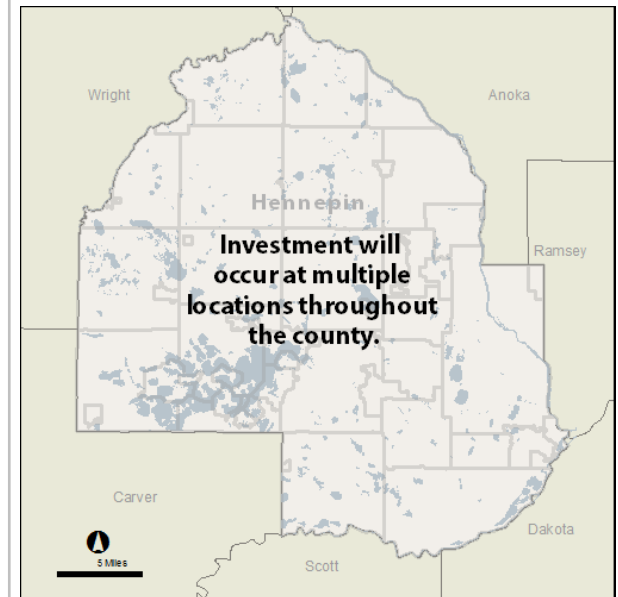
Purpose & Description:

Hennepin County has staff at over 80 owned facilities and more than 20 leased facilities to deliver its services and programs. Those facilities must remain in a safe, healthful condition, in accordance with current laws, regulations and standards to protect county staff and the public and demonstrate good environmental stewardship to the greater community.

Primary regulatory agencies of the county are the US Environmental Protection Agency, Minnesota Department of Labor and Industry (Occupational Safety and Health Administration - OSHA), Minnesota Department of Health and the Minnesota Pollution Control Agency (MPCA).

Regulatory requirements for pre-renovation and demolition building material surveys are in force. The MPCA has passed rules requiring an inventory of all hazardous materials prior to any renovation or demolition work taking place.

This project is a cost-conscious, and responsive approach for the county to comply with the wide variety of mandates issued by regulatory agencies and non-regulatory best practices. Completion of this work results in reductions in county liability potential risks to the environment and health of clients and employees.



REVENUE	Budget To-Date	12/31/22 Act & Enc	Balance	2023	2024	2025	2026	2027	Future	Total
Property Tax	750,000	750,000		300,000	300,000	300,000				1,650,000
Bonds - GO	250,000		250,000	300,000	300,000	300,000				1,150,000
Other		(1,425)	1,425							
Total	1,000,000	748,575	251,425	600,000	600,000	600,000				2,800,000

EXPENSE	Budget To-Date	12/31/22 Act & Enc	Balance	2023	2024	2025	2026	2027	Future	Total
Construction	550,000	277,765	272,235	500,000	500,000	500,000				2,050,000
Consulting	300,000	336,052	(36,052)	50,000	50,000	50,000				450,000
Other Costs		52,730	(52,730)							
Contingency	150,000		150,000	50,000	50,000	50,000				300,000
Total	1,000,000	666,547	333,453	600,000	600,000	600,000				2,800,000

Project Name: 1006395 Environmental Health & Safety 2021 - 2025	Funding Start: 2021
Major Program: Operations	Funding Completion: 2025
Department: Facility Services	

Current Year's CIP Process Summary	Budget To-Date	2023	2024	2025	2026	2027	Future	Total
Department Requested	1,000,000	600,000	600,000	600,000				2,800,000
Administrator Proposed	1,000,000	600,000	600,000	600,000				2,800,000
CBTF Recommended	1,000,000	600,000	600,000	600,000				2,800,000
Board Approved Final	1,000,000	600,000	600,000	600,000				2,800,000

Scheduling Milestones (major phases only):

Board Resolutions / Supplemental Information:

Planned work for 2023:

- \$180,000 Asbestos Remediation
- 50,000 Mold / Water Damage Remediation
- 80,000 Safety Equipment/Services (including ergonomics)
- 35,000 Training and E-Learning Development
- 80,000 Drinking Water Quality
- 20,000 Lead & Hazardous Materials Remediation
- 15,000 Underground storage tank management
- 80,000 Environmental (including stormwater management)
- 25,000 Industrial Hygiene Equipment
- 35,000 Indoor Air Quality & Industrial Hygiene Services

\$600,000 2023 TOTAL

NOTE: Staff support keeping an available funding balance of \$350,000 to cover unanticipated asbestos, mold, lead remediation and other environmental issues.

Project's Effect on County Priorities and the Operating Budget:

County Priorities: Impacts are significant as we ensure that the county acts as a steward of health, the county work environmental and natural environment through managing materials and wastes responsibly. When issues are identified, we respond with resources to protect the environment, employees, and our clients. Additionally, this project allows us to avoid costly fines and penalties from regulatory agencies and manage environmental risks for the county's building footprint.

Operating Budget: Potential reductions in: county liability, risks to client and employee health (including health costs attributable to problems in the workplace environment), environmental issues, and state and federal fines. However, such reductions are difficult to estimate.

Changes from Prior CIP:

The 2023 estimate as increased \$300,000 over the 2022-20226 budget due to 1) increasing costs for labor, materials, services; 2) Growing need to fund unanticipated response work (e.g. sudden water issue); 3) Growing funding needs for managing used batteries, assessing drinking water and a broadening span of industrial hygiene equipment needs.

Included in the project scope is the purchase or rental of testing and monitoring equipment, as needed. This project also supports safety projects that address regulatory compliance and reduces risk and liability of worker injury or illness. In order to meet these requirements, an appropriate professional needs to conduct a study and/or review of a given issue and provide recommendations. This work may be developed internally or externally. Lastly, this project will assist with underground and above ground storage tank systems and processes complying with MPCA and USEPA regulations.

Last Year's CIP Process Summary	Budget To-Date	2022	2023	2024	2025	2026	Future	Total
Department Requested	500,000	500,000	500,000	500,000	500,000			2,500,000
Administrator Proposed	500,000	500,000	500,000	500,000	500,000			2,500,000
CBTF Recommended	500,000	500,000	500,000	500,000	500,000			2,500,000
Board Approved Final	500,000	500,000	500,000	500,000	500,000			2,500,000

Project Name: 1008701 Climate Action Plan Facility Implementation
Major Program: Operations
Department: Facility Services

Funding Start: 2022
Funding Completion: 2026

Summary:

This project supports initiatives aimed at meeting the goals of the county's Climate Action Plan throughout county facilities.

Purpose & Description:

The Climate Action Plan, adopted by the County Board in May 2021, made it clear that climate initiatives are a priority for the county to help preserve the environment and make healthier communities for generations to come.

The newly adopted Climate Action Plan has several key strategies to make county facilities more sustainable and resilient to the changes in the climate. Some of the key areas of focus for county facilities include carbon reduction strategies, building electrification, renewable energy, water management, sustainable landscaping, climate resiliency and electric vehicle infrastructure.

The main objective for this project request is to help reduce the impact on climate change by making county buildings sustainable and resilient for the future in alignment with the Climate Action Plan. Initial efforts include evaluating the current status of the county's facilities, identifying and prioritizing initiatives and implementing identified projects.

- Create strategic plan to identify energy efficiency and conservation measures that are needed to meet long term carbon reduction goals
- Study to evaluate strategies and prioritization for electrifying and decarbonizing county buildings
- Evaluation of potential solar and energy storage on county owned buildings and land
- Review and implementation of water management and sustainable landscaping at county buildings identifying improvements/opportunities including expanding green infrastructure
- Assess the county's buildings for climate resiliency focusing on flooding, freeze/thaw cycles, extreme heat, soil erosion and infrastructure reliability
- Create a plan to incorporate electric vehicle infrastructure into Facility Services projects
- Internal evaluation of the Climate Action Plan strategies began in 2021 and any action items that can be incorporated in 2021 and 2022 existing projects will be made a priority.



REVENUE	Budget To-Date	12/31/22 Act & Enc	Balance	2023	2024	2025	2026	2027	Future	Total
Property Tax	250,000	250,000								250,000
Bonds - GO	1,750,000		1,750,000	4,000,000	5,000,000	5,000,000	7,000,000			22,750,000
Total	2,000,000	250,000	1,750,000	4,000,000	5,000,000	5,000,000	7,000,000			23,000,000

EXPENSE	Budget To-Date	12/31/22 Act & Enc	Balance	2023	2024	2025	2026	2027	Future	Total
Construction		30,500	(30,500)							
Consulting	500,000	445,559	54,441							500,000
Contingency	1,500,000		1,500,000	4,000,000	5,000,000	5,000,000	7,000,000			22,500,000
Total	2,000,000	476,059	1,523,941	4,000,000	5,000,000	5,000,000	7,000,000			23,000,000

Project Name: 1008701 Climate Action Plan Facility Implementation	Funding Start: 2022
Major Program: Operations	Funding Completion: 2026
Department: Facility Services	

Current Year's CIP Process Summary	Budget To-Date	2023	2024	2025	2026	2027	Future	Total
Department Requested	2,000,000	4,000,000	5,000,000	5,000,000	7,000,000			23,000,000
Administrator Proposed	2,000,000	4,000,000	5,000,000	5,000,000	7,000,000			23,000,000
CBTF Recommended	2,000,000	4,000,000	5,000,000	5,000,000	7,000,000			23,000,000
Board Approved Final	2,000,000	4,000,000	5,000,000	5,000,000	7,000,000			23,000,000

Scheduling Milestones (major phases only):

Work currently underway:

- Electric Vehicle Charging Station Guidance document development
- Decarbonization study for county facilities
- Solar assessment for county facilities
- Landscape and water management guidelines

Project's Effect on County Priorities and the Operating Budget:

County Priorities: Making county facilities more resilient and sustainable will reduce the impacts of future climate events and emergency repairs.

Operating Budget: It is anticipated that by adding additional sustainability and resiliency features to county facilities that there will be additional costs associated with the operations and maintenance. In contrast, making county facilities more resilient and sustainable will reduce the impacts of future climate events and emergency repairs.

Changes from Prior CIP:

No changes.

Board Resolutions / Supplemental Information:

2022 Key Priorities:

1. Strategic plans around energy, decarbonization, renewable energy, energy storage, water management, sustainable landscaping, building resiliency, electric vehicle infrastructure. (\$1,000,000)
2. Implementation of water management and sustainable landscaping strategies. (\$1,000,000)

2023 Key Priorities:

1. Continue strategic plans around material life cycle cost analysis, carbon sequestration, recycling improvements, facility climate resiliency and green infrastructure maintenance (\$250,000)
2. Installation of electric HVAC equipment (\$2,000,000)
3. Installation of electric vehicle charging stations (\$250,000)
4. Continue implementation of water management and sustainable landscaping strategies. (\$1,500,000)

Energy projects with paybacks under the 15-year threshold will be funded under project #1006396 Countywide Energy Conservation 2021-2025. Energy projects such as building electrification would most likely be funded under this project as the payback is typically longer than 15 years but will be necessary to meet the county's Climate Action Goals.

RESOLUTION 21-0111 (May 5, 2021): Adoption of the 2021 Hennepin County Action Plan and county commitment to reduce greenhouse gas emissions by 45% from 2010 levels by 2030 and achieve "net zero" emissions by 2050 in Hennepin County operations and geographically.

Last Year's CIP Process Summary	Budget To-Date	2022	2023	2024	2025	2026	Future	Total
Department Requested		2,000,000	4,000,000	5,000,000	5,000,000	7,000,000		23,000,000
Administrator Proposed		2,000,000	4,000,000	5,000,000	5,000,000	7,000,000		23,000,000
CBTF Recommended		2,000,000	4,000,000	5,000,000	5,000,000	7,000,000		23,000,000
Board Approved Final		2,000,000	4,000,000	5,000,000	5,000,000	7,000,000		23,000,000

Project Name: 1008987 Countywide HVAC Covid Response
Major Program: Operations
Department: Facility Services

Funding Start: 2022
Funding Completion: 2024

Summary:

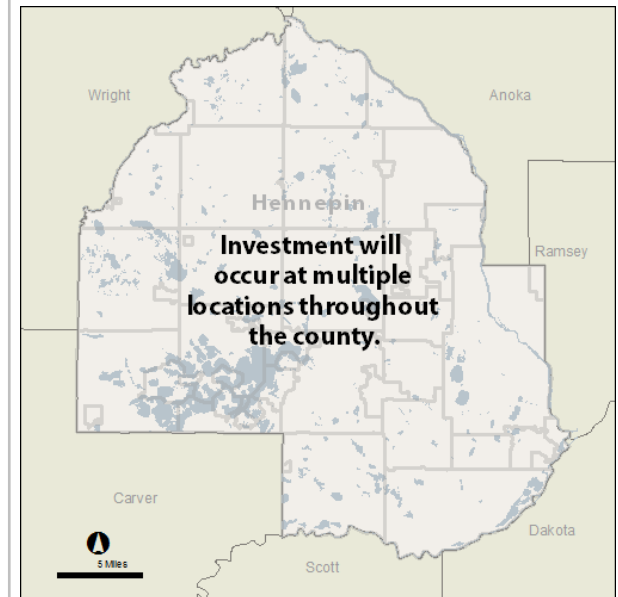
This project will maintain a safe level of ventilation while improving operational efficiency and reducing energy use at county facilities.

Purpose & Description:

As a result of the COVID-19 public health emergency and based on recommended best practices per the Center of Disease Control and the American Society of Heating, Refrigeration, Air-Conditioning (HVAC) Engineers for providing safe buildings to the public, Hennepin County made improvements to the ventilation system in its facilities to reduce the spread of COVID.

This project will maintain a safe level of ventilation while improving operational efficiency and reducing energy use at county facilities. Priority will be given to 24/7 facilities such as correctional institutions plus other key buildings serving residents such as the Government Center.

Funding will be used to study and implement needed improvements to building HVAC and control systems in county facilities. This will allow better management of energy use and reduced operational costs associated with maintaining pandemic level ventilation requirements.



REVENUE	Budget To-Date	12/31/22 Act & Enc	Balance	2023	2024	2025	2026	2027	Future	Total
Federal - Other	3,000,000		3,000,000	4,000,000	1,000,000					8,000,000
Total	3,000,000		3,000,000	4,000,000	1,000,000					8,000,000
EXPENSE	Budget To-Date	12/31/22 Act & Enc	Balance	2023	2024	2025	2026	2027	Future	Total
Construction	2,100,000	463,300	1,636,700	3,500,000	800,000					6,400,000
Consulting	600,000		600,000	250,000	100,000					950,000
Contingency	300,000		300,000	250,000	100,000					650,000
Total	3,000,000	463,300	2,536,700	4,000,000	1,000,000					8,000,000

Project Name: 1008987 Countywide HVAC Covid Response	Funding Start: 2022
Major Program: Operations	Funding Completion: 2024
Department: Facility Services	

Current Year's CIP Process Summary	Budget To-Date	2023	2024	2025	2026	2027	Future	Total
Department Requested	3,000,000	4,000,000	1,000,000					8,000,000
Administrator Proposed	3,000,000	4,000,000	1,000,000					8,000,000
CBTF Recommended	3,000,000	4,000,000	1,000,000					8,000,000
Board Approved Final	3,000,000	4,000,000	1,000,000					8,000,000

Scheduling Milestones (major phases only):

Study: 2022
 Implementation: 2022-2024
 Filter maintenance: 2022-2024

Project's Effect on County Priorities and the Operating Budget:

County Priorities: Sustainable design elements to be incorporated to align with County's Climate Action Plan. Small business and minority hiring goals for consultants and contractors to align with County's priority to reduce disparities.

Operating Budget: This project will improve the efficiency of operating under pandemic conditions while maintaining safe indoor air conditions. The efficiencies will result in reduced energy costs and less maintenance issues.

Changes from Prior CIP:

No changes.

Board Resolutions / Supplemental Information:

The County Board approved 2022-23 budgeted revenues of \$5,000,000 for this project will come from 2022 American Rescue Plan Act (ARPA) funds. The budget and actuals for these funds, although authorized as part of the 1008987 Countywide HVAC Covid Response project, will be tracked under project 1008880, which tracks ARPA funds across the county.

This project will include the following components:

- Consulting (\$250,000) - Review ventilation and controls at all county buildings
- HVAC equipment (\$3,000,000) - Modifications to reduce operational costs and energy use
- Air filters (\$500,000) - To ensure continue use of MERV 13 filters or higher
- Building controls (\$1,250,000) - Standardize control strategies for pandemic mode to save energy

Expenditures & encumbrances for the work funded by this capital project are: \$166,000 as of 9/1/2022

Resolution 21-0409, passed on 11/16/21:
 BE IT RESOLVED, that up to \$5,000,000 of federal funding from the Coronavirus Local Fiscal Recovery Fund available under section 603 of the Social Security Act, as added by section 9901 of the American Rescue Plan Act ("Federal Pandemic Funds"), to be utilized for eligible costs, operations and services to improve the efficiency of the heating, ventilation, and air conditioning (HVAC) systems operating in pandemic conditions...

Last Year's CIP Process Summary	Budget To-Date	2022	2023	2024	2025	2026	Future	Total
Department Requested								
Administrator Proposed		3,000,000	4,000,000	1,000,000				8,000,000
CBTF Recommended								
Board Approved Final		3,000,000	4,000,000	1,000,000				8,000,000

Project Name: 1000874 Government Center Infrastructure Preservation
Major Program: Operations
Department: Facility Services

Funding Start: 2013
Funding Completion: 2024

Summary:

The Hennepin County Government Center opened in 1975 and is located at 300 South 6th Street in Minneapolis, MN. The Government Center is comprised of two 23-story towers supported on a 6-story base building. The total area of the building is some 1,501,954 gross square feet. This project will provide for the planning and major asset rehabilitation work that is needed at the Government Center.

Purpose & Description:

This project is a compilation of major asset rehabilitation needs pertaining directly to the Government Center. It does not represent all facility preservation deficiencies of the facility. The purpose of this project is to provide and extend structural, mechanical and operational functionalities of a 45 year-old facility by upgrading and/or replacing necessary components.

Justifications range from preventing operational failures, to protecting the comfort and safety of facility occupants and making sure that the public can move efficiently and conduct business comfortably throughout the building. Deferment of the physical needs of the building will result in emergency repairs, increased costs and unplanned downtime of building operations.

During 2013 and 2014, comprehensive studies were conducted in order to update and reprioritize the rehabilitation master plan. The work plan, priorities and associated costs have been revised to reflect the information learned by these studies. This project will replace major outdated equipment, restore the functionality of building surfaces and equipment systems in an effort to extend viability of the facility for years to come.

Many of the major systems components are original to the construction of the building and are in need of rejuvenation or major repair. The exterior shell, consisting of granite panels and aluminum window units, has been subjected to seasonal weather for forty years and possible resulting damage, sealant failure and leakage. Infrastructure systems including piping systems and HVAC components date to original construction and have surpassed their expected life.



REVENUE	Budget To-Date	12/31/22 Act & Enc	Balance	2023	2024	2025	2026	2027	Future	Total
Bonds - GO	41,370,000	25,212,911	16,157,089	3,130,000	10,500,000					55,000,000
Other		19,310	(19,310)							
Total	41,370,000	25,232,221	16,137,779	3,130,000	10,500,000					55,000,000
EXPENSE	Budget To-Date	12/31/22 Act & Enc	Balance	2023	2024	2025	2026	2027	Future	Total
Construction	36,022,000	21,619,762	14,402,238	2,460,000	9,650,000					48,132,000
Consulting	2,568,000	4,388,751	(1,820,751)							2,568,000
Equipment		85,208	(85,208)							
Furnishings		20,840	(20,840)							
Other Costs		114,053	(114,053)							
Contingency	2,780,000		2,780,000	670,000	850,000					4,300,000
Total	41,370,000	26,228,613	15,141,387	3,130,000	10,500,000					55,000,000

Project Name: 1000874 Government Center Infrastructure Preservation	Funding Start: 2013
Major Program: Operations	Funding Completion: 2024
Department: Facility Services	

Current Year's CIP Process Summary	Budget To-Date	2023	2024	2025	2026	2027	Future	Total
Department Requested	41,370,000	3,130,000	10,500,000					55,000,000
Administrator Proposed	41,370,000	3,130,000	10,500,000					55,000,000
CBTF Recommended	41,370,000	3,130,000	10,500,000					55,000,000
Board Approved Final	41,370,000	3,130,000	10,500,000					55,000,000

Scheduling Milestones (major phases only):

2022 Planned Activities include:

- Structural modifications in garage, ramp and dock area, D-Level parking and piping under mechanical slab (in process) (\$2.1m)
- Replace domestic water heaters (in process) (\$500k)
- Asbestos abatement (in process) (\$200k)
- Electrical distribution panels (in process) (\$750k)
- Replace asbestos core doors (\$600k)
- Window Refurbishment/Replacement Design (\$1m)

2023-2025 Planned Activities include:

- Asbestos abatement to lower levels under 6th street (\$2.5m)
- Window Refurbishment/Replacement Construction (\$10m)
- Roof replacement (to be done after window construction) (\$3.3m)
- Replace asbestos core doors (\$800k)

Project's Effect on County Priorities and the Operating Budget:

County Priorities: Sustainable design elements to be incorporated to align with County's Climate Action Plan. Small business and minority hiring goals for consultants and contractors to align with County's priority to reduce disparities.

Operating Budget: This project will reduce expenditures for unplanned or emergency repairs as building infrastructure items will be repaired, replaced or upgraded before major issues arise. Reductions to future operational repair expenses are expected.

Changes from Prior CIP:

The 2023 estimate has increased by \$8,130,000 over the 2022-2026 budget due to increases in material and labor costs, as well as supply chain issues brought on by the pandemic, most notably for the window replacement work that has been delayed. Additionally, unprecedented inflation rates have been taken into consideration and included in this cost estimate as prices for goods and services continue to rise due to labor shortages, rising fuel costs and material availability.

Board Resolutions / Supplemental Information:

Major Project Categories: Exterior building surface replacements (tuckpointing, granite panels, window systems, skylights); doorways and entry replacements (revolving doors, window walls); piping system replacements (storm water, domestic water supply, sanitary sewer); life safety systems (fire pump and controls replacements).

In addition to the preservation categories above, this project has replaced old ceiling hidden spline systems and will continue to replace areas. The tiles are original to the building and are deteriorating and will be replaced.

The list of individual rehabilitation projects was originally estimated by Faithful and Gould and updated by Facility Services. The estimated amounts provided include costs for general conditions, contractor mark-ups and contingencies. In 2019, the project list was prioritized over a five-year period by the on-site Facilities Management staff according to their knowledge of the facility.

RESOLUTION 22-0470 (12/15/2022): Approval to proceed with the HCGC Office Window Replacement Project (Project Number 1008871) a subproject of HCGC Infrastructure (Project Number 1000874).

To date, some of the major projects completed include:

North Plaza Fountain	\$1,400,000
Plaza Level vestibules	\$1,300,000
A-Tower Public Toilet Room Mods	\$2,500,000
B-Level Staff Locker Rooms & Public Restrooms	\$ 850,000
A-Level Staff locker Rooms	\$1,100,000
A-Level Restrooms	\$1,100,000
HCGC Elevator Project (Consulting)	\$1,200,000
HCGC HVAC Rehabilitation (Consulting)	\$1,000,000
C-Tower piping repair/restroom update	\$5,500,000
B & C-Level parking (approximately)	\$1,000,000

Last Year's CIP Process Summary	Budget To-Date	2022	2023	2024	2025	2026	Future	Total
Department Requested	35,920,000	5,450,000	5,500,000					46,870,000
Administrator Proposed	35,920,000	5,450,000	5,500,000					46,870,000
CBTF Recommended	35,920,000	5,450,000	5,500,000					46,870,000
Board Approved Final	35,920,000	5,450,000	5,500,000					46,870,000

Project Name: 1008794 Government Center HVAC Rehabilitation
Major Program: Operations
Department: Facility Services

Funding Start: 2022
Funding Completion: 2025

Summary:

This project will upgrade aging Heating, Ventilation and Air Conditioning (HVAC) and electrical infrastructure that has been in continuous service in the Government Center since the building opened in 1974. Additionally, the project implements energy conservation opportunities identified in a Recommissioning Study completed in 2018.

Purpose & Description:

HVAC systems serving the Government Center has been in continuous operation since 1974. This project replaces and upgrades aging components of those systems while maintaining uninterrupted service to the building. This project will also address indoor air quality (including protection against airborne viruses like COVID-19) with improved filtration and other enhancements that improve air quality. Additionally, the project implements energy savings measures identified in a Recommissioning Study performed in 2018. These energy savings measures typically have simple paybacks from one to five years, and energy conservation justifies about half of the total expenditure and helps the county achieve its climate change goals.

This project will rehabilitate 27 air handling units that serve the entire building which will permit continued operation for another 40-50 years. New air handling systems will provide a higher level of redundancy that the current systems do not provide. Control system upgrades will enhance energy savings, including more precise control of outdoor air supply and building pressurization. Aging electrical distribution equipment powering the air handling systems will be replaced and upgraded.

In short, this project provides:

- 40-50 years life for HVAC equipment
- New supply and return fans, new fan housings, new heating and cooling coils as needed
- Improved control, redundancy and efficiency of fans
- Replacement of aging electrical infrastructure including motor control centers
- Asbestos abatement
- Planned energy reduction of about \$800,000 a year



REVENUE	Budget To-Date	12/31/22 Act & Enc	Balance	2023	2024	2025	2026	2027	Future	Total
Bonds - GO	22,000,000	14,023	21,985,977	7,960,000	9,025,000	4,515,000				43,500,000
Total	22,000,000	14,023	21,985,977	7,960,000	9,025,000	4,515,000				43,500,000

EXPENSE	Budget To-Date	12/31/22 Act & Enc	Balance	2023	2024	2025	2026	2027	Future	Total
Construction	22,000,000	22,342	21,977,658	4,512,000	9,025,000	4,515,000				40,052,000
Consulting				1,220,000						1,220,000
Other Costs		181	(181)							
Contingency				2,228,000						2,228,000
Total	22,000,000	22,523	21,977,477	7,960,000	9,025,000	4,515,000				43,500,000

Project Name: 1008794 Government Center HVAC Rehabilitation	Funding Start: 2022
Major Program: Operations	Funding Completion: 2025
Department: Facility Services	

Current Year's CIP Process Summary	Budget To-Date	2023	2024	2025	2026	2027	Future	Total
Department Requested	22,000,000	7,960,000	9,025,000	4,515,000				43,500,000
Administrator Proposed	22,000,000	7,960,000	9,025,000	4,515,000				43,500,000
CBTF Recommended	22,000,000	7,960,000	9,025,000	4,515,000				43,500,000
Board Approved Final	22,000,000	7,960,000	9,025,000	4,515,000				43,500,000

Scheduling Milestones (major phases only):

Design (thru DD): 1st Qtr 2020
 Complete Design: 1st Qtr 2021
 Procurement: 2nd Qtr 2022
 Construction: 3rd Qtr 2022
 Completion/Commissioning: 3rd Qtr 2025

Project's Effect on County Priorities and the Operating Budget:

County Priorities: More efficient equipment will the County meet climate change goals.

Operating Budget: It is expected that this project will reduce operating costs by about \$800,000 a year, and more efficient equipment will the County meet climate change goals.

Changes from Prior CIP:

The 2023 estimate has increased \$5,500,000 over the 2022-2027 budget as the complete project scope is now understood and is reflected in a detailed estimate. Prior cost estimates for this project were order of magnitude budgets based on limited information at the time.

Board Resolutions / Supplemental Information:

Additional background information:

- The Government Center Infrastructure Preservation project (#1000874) used a placeholder amount of \$11m for the HVAC Rehabilitation subproject pending a study. The study was to determine extent of HVAC air handler and cooling coil replacements needed and was limited to fans, bearings, chilled water coils, heating coils and other integral components on the Government Center fan units.
- However, the study, done in 2014, was much wider in scope and included plumbing and other infrastructure upgrades and was not focused entirely on the HVAC components.
- Additionally, a more recent recommissioning study done in 2019 presented an opportunity to comprehensively upgrade the HVAC system, including air handling units, to provide for an expected overall 40-year life cycle.
- In the 2021-2025 Government Center Infrastructure Preservation (#1000874) capital request included funds for HVAC Rehabilitation. In early 2021, it was decided to initiate a separate capital request for this HVAC work.

RESOLUTION 22-0381 (9/13/2022): BE IT RESOLVED, that the 2022 capital budget for project 1008794 Government Center HVAC Rehabilitation be increased by \$15,000,000 and that the prospective 2023-2027 Capital Improvement Program be reduced by the same amount comprised of a \$7,000,000 reduction in 2023 and an \$8,000,000 reduction in 2024, to fully fund the construction contract at the time of execution;

Last Year's CIP Process Summary	Budget To-Date	2022	2023	2024	2025	2026	Future	Total
Department Requested		7,000,000	7,000,000	8,000,000	1,000,000			23,000,000
Administrator Proposed		7,000,000	7,000,000	8,000,000	1,000,000			23,000,000
CBTF Recommended		7,000,000	7,000,000	8,000,000	1,000,000			23,000,000
Board Approved Final		7,000,000	7,000,000	8,000,000	1,000,000			23,000,000

Project Name: 1006396 Countywide Energy Conservation 2021-2025
Major Program: Operations
Department: Facility Services

Funding Start: 2021
Funding Completion: 2025

Summary:

This project supports energy conservation initiatives aim to reduce energy use in county facilities.

Purpose & Description:

Hennepin County Facility Services expends over \$10 million annually on energy and water to manage over 6 million square feet of space in over 80 facilities. This project will fund various energy conservation initiatives, water conservation opportunities and energy costs reduction strategies.

With utility costs increasing annually, it is imperative that the county focus efforts to reduce the effects of the volatile energy market. As technologies improve and become more cost effective, there will be greater opportunities to update the county's buildings to be more energy and water efficient. Energy reduction is a key component in reducing the county's carbon emissions to net zero by 2050 and meeting the county's Climate Action Plan goals.



REVENUE	Budget To-Date	12/31/22 Act & Enc	Balance	2023	2024	2025	2026	2027	Future	Total
Bonds - GO	3,500,000	3,167	3,496,833	1,000,000	2,000,000	2,000,000				8,500,000
Total	3,500,000	3,167	3,496,833	1,000,000	2,000,000	2,000,000				8,500,000
EXPENSE	Budget To-Date	12/31/22 Act & Enc	Balance	2023	2024	2025	2026	2027	Future	Total
Construction	3,150,000	3,167	3,146,833	900,000	1,800,000	1,800,000				7,650,000
Consulting	175,000		175,000	50,000	100,000	100,000				425,000
Contingency	175,000		175,000	50,000	100,000	100,000				425,000
Total	3,500,000	3,167	3,496,833	1,000,000	2,000,000	2,000,000				8,500,000

Project Name: 1006396 Countywide Energy Conservation 2021-2025	Funding Start: 2021
Major Program: Operations	Funding Completion: 2025
Department: Facility Services	

Current Year's CIP Process Summary	Budget To-Date	2023	2024	2025	2026	2027	Future	Total
Department Requested	3,500,000	1,000,000	2,000,000	2,000,000				8,500,000
Administrator Proposed	3,500,000	1,000,000	2,000,000	2,000,000				8,500,000
CBTF Recommended	3,500,000	1,000,000	2,000,000	2,000,000				8,500,000
Board Approved Final	3,500,000	1,000,000	2,000,000	2,000,000				8,500,000

Scheduling Milestones (major phases only):

Workplan for 2022 (\$2,600,000):

- LED lighting at Public Safety Facility (\$1,200,000)
- LED lighting at Forensic Sciences Bldg (\$100,000)
- Recommissioning at Linden Hills, Pierre Bottineau, and Central Libraries (\$300,000)
- Air Source Heat Pump Pilot (\$600,000)
- Steam trap audit and repairs (\$200,000)
- Other smaller projects (\$200,000)

Planned work in 2023 (\$2,000,000):

- Lighting upgrades at PW Medina (\$200,000)
- Lighting upgrades at 625 Building (\$1,000,000)
- Lighting upgrades at Adult Correctional Facility (\$200,000)
- Recommissioning at Emergency Communications Facility, Bloomington HHW, Brookdale Regional Center, 1800 Chicago (\$400,000)
- Other small projects (\$200,000)

Board Resolutions / Supplemental Information:

Planned work in 2024 (\$2,000,000):

- Recommissioning at Brooklyn Park Transfer Station, PW Medina and others (\$300,000)
- Lighting projects at 625 Building (\$500,000)
- Exterior projects (\$100,000)
- Solar at facilities TBD (\$900,000)
- Continuous commissioning (\$200,000)

This capital budget request supports the efforts to reduce energy outlined in the 2013 Facility Services Energy Plan and the newly approved Climate Action Plan. Facility Services has a \$10 million annual operating energy budget and a 3% reduction goal equating to about \$300,000 in energy cost reductions annually and cumulative after each year. A new Facility Services Energy Plan to take the county beyond 2020 is under development. It will align with the county's Climate Action Plan to have 10% on-site solar by 2030, carbon free electricity by 2035 and net-zero carbon emissions by 2050.

Per County Administration, work out of this project will be designed to meet a 15-year pay-back goal. However, typical payback for work done out of this project is 5-6 years.

Project's Effect on County Priorities and the Operating Budget:

County Priorities: Reduced energy usage will reduce environmental impacts from utilities and help contribute to our Climate Action Plan goals.

Operating Budget: It is anticipated that the improvements made in this project will contribute to a cost savings of approximately \$300,000 for the Facility Services Operating budget. Reduced energy usage will reduce environmental impacts from utilities and help contribute to our Climate Action Plan goals.

This project is preceded by the following capital project:

- Countywide Energy Conservation (1005176)
- Funded Budget: \$5,500,000
- Expenditures & Encumbrances: \$4,591,000
- Balance as of 12/31/2022: \$ 909,000

Changes from Prior CIP:

The 2023 estimate has decreased by \$1,000,000 from the 2022-2026 budget as a large unspent balance of prior appropriations still remains in the project.

Last Year's CIP Process Summary	Budget To-Date	2022	2023	2024	2025	2026	Future	Total
Department Requested	1,500,000	2,000,000	2,000,000	2,000,000	2,000,000			9,500,000
Administrator Proposed	1,500,000	2,000,000	2,000,000	2,000,000	2,000,000			9,500,000
CBTF Recommended	1,500,000	2,000,000	2,000,000	2,000,000	2,000,000			9,500,000
Board Approved Final	1,500,000	2,000,000	2,000,000	2,000,000	2,000,000			9,500,000

Project Name: 1006398 Building Automation System Upgrades 2021-2025
Major Program: Operations
Department: Facility Services

Funding Start: 2021
Funding Completion: 2025

Summary:

This project provides for the replacement of and/or upgrades to the county's Building Automation System (BAS). A BAS is comprised of a network of micro-processors and computers that control, change, verify and record various facility conditions, such as heating, cooling, ventilation, and allows for automated scheduling of system operation.

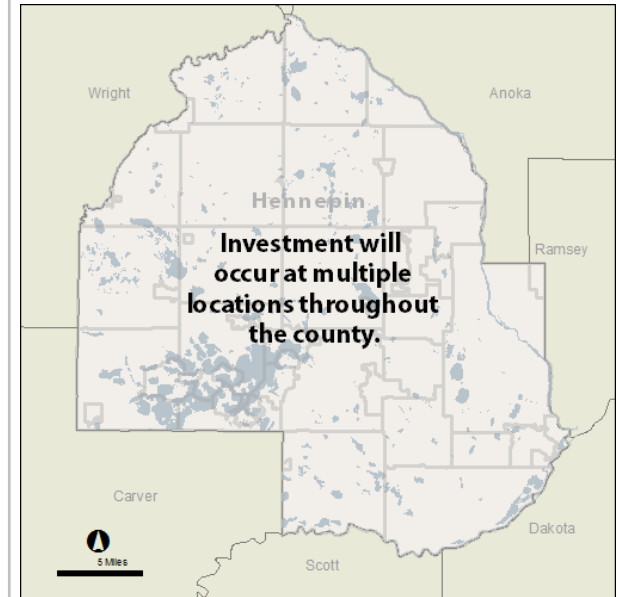
Purpose & Description:

This project is to provide upgrades and replacements to the existing building automation system. The industry average life of a building automation system is 15 years. The current system has been operational at most facilities for 20-25 years and requires major maintenance or replacements to keep the system functional and efficient. The building automation controls that were pneumatic (which use air pressure signals instead of computers), have been upgraded to digital controls in most buildings.

Replacements of the existing systems will continue to result in operational savings for the county. The Building Automation System (BAS) allows for:

1. Replacement of obsolete and end-of-life pneumatic controls (about 10-15% of the old pneumatic controls remain),
2. Risk avoidance through easier, more extensive monitoring and control of facility systems which will prevent major building system failures,
3. More efficient energy usage and energy expenditure cost avoidance while providing improved comfort levels for facility occupants,
4. Accurate and timely diagnoses of problems (for example, the BAS has all but eliminated complaints about erratic temperature swings)
5. Compilation of critical information for response and analysis (the reporting format enables comparison among facilities, captures data on energy consumption, maintenance frequencies, and limits emergency calls).

Presently, there are 63 buildings under the control of the building automation network, with thousands of monitored points. This project enables ongoing BAS modifications that leverage technological advancements. Included is the replacement of associated obsolete components, valves and operators. This project does not fund BAS installation for new facilities or facility expansion projects.



REVENUE	Budget To-Date	12/31/22 Act & Enc	Balance	2023	2024	2025	2026	2027	Future	Total
Bonds - GO	1,700,000		1,700,000	500,000	3,300,000	2,600,000				8,100,000
Total	1,700,000		1,700,000	500,000	3,300,000	2,600,000				8,100,000
EXPENSE	Budget To-Date	12/31/22 Act & Enc	Balance	2023	2024	2025	2026	2027	Future	Total
Construction	702,000	40,075	661,925	500,000	2,227,000	1,650,000				5,079,000
Consulting	143,000		143,000		151,000	134,000				428,000
Equipment	713,000		713,000		775,000	682,000				2,170,000
Contingency	142,000		142,000		147,000	134,000				423,000
Total	1,700,000	40,075	1,659,925	500,000	3,300,000	2,600,000				8,100,000

Project Name: 1006398 Building Automation System Upgrades 2021-2025	Funding Start: 2021
Major Program: Operations	Funding Completion: 2025
Department: Facility Services	

Current Year's CIP Process Summary	Budget To-Date	2023	2024	2025	2026	2027	Future	Total
Department Requested	1,700,000	1,500,000	3,300,000	1,600,000				8,100,000
Administrator Proposed	1,700,000	500,000	3,300,000	2,600,000				8,100,000
CBTF Recommended	1,700,000	500,000	3,300,000	2,600,000				8,100,000
Board Approved Final	1,700,000	500,000	3,300,000	2,600,000				8,100,000

Scheduling Milestones (major phases only):

Schedule:

2022 \$1,800,000 NorthPoint, HCGC Penthouse, Southdale Reg. Center, PSF (Levels LL-3), PSF Cell Water Control (Levels 6-7),

2023 \$3,300,000 PSF Building (Levels 4-7), HCGC Penthouse, IT - Dynamic Host Configuration Protocol (DHCP)

2024 \$3,300,000 PSF Building (Levels LL-3), HCGC Lower Level, IT - DHCP

2025 \$1,500,000 Southdale, Brookdale, Central Library

Project's Effect on County Priorities and the Operating Budget:

County Priorities: Sustainable design elements to be incorporated to align with County's Climate Action Plan. Small business and minority hiring goals for consultants and contractors to align with County's priority to reduce disparities.

Operating Budget: To maintain a cost avoidance factor of 10-15% in reduced energy expenditures.

Changes from Prior CIP:

The 2023 estimate has increased by \$1,900,000 from the 2022-2026 budget as scope has been added in 2023 and 2024 for Dynamic Host Configuration Protocol (DHCP), which is a secure way of managing IP addresses to increase the security of the IT firewall - staff are currently exploring if DHCP will communicate with the BAS vendor software.

Board Resolutions / Supplemental Information:

Initial BAS work at the new 625 Building will be included in the 625 Building Occupancy Preparation & Rehabilitation (1007208) capital project.

Periodically, the BAS program assesses the building automation systems at each building to determine the upgrades for that location. As a result of the most recent assessment, Brookdale has been deferred from 2019 to 2021, Public Safety Facility was deferred until 2021, 701 Building was deferred from 2020 to 2021, and the County Home School was put on hold.

This project is preceded by the following capital projects:

- Building Automation System Upgrades 2011-2015 (#0031824)
 - Funded Budget: \$11,904,000
 - Expenditures & Encumbrances: \$11,252,000
 - Balance as of 12/31/2022: \$ 651,000
- Building Automation System Upgrades 2016-2020 (#1002155)
 - Funded Budget: \$2,000,000
 - Expenditures & Encumbrances: \$1,602,000
 - Balance as of 12/31/2022: \$ 398,000

Due to delays caused by COVID-19, the BAS program is catching up on a number of projects in 2022. The current plan is to exhaust all funds in project #0031824 by the end of 2022 as well as all funds in project #1002155 by mid 2023.

Last Year's CIP Process Summary	Budget To-Date	2022	2023	2024	2025	2026	Future	Total
Department Requested	1,700,000		2,160,000	1,160,000	1,180,000			6,200,000
Administrator Proposed	1,700,000		2,160,000	1,160,000	1,180,000			6,200,000
CBTF Recommended	1,700,000		2,160,000	1,160,000	1,180,000			6,200,000
Board Approved Final	1,700,000		2,160,000	1,160,000	1,180,000			6,200,000

Project Name: 1006397 Facility Preservation 2021-2025
Major Program: Operations
Department: Facility Services

Funding Start: 2021
Funding Completion: 2025

Summary:

This project provides the basis for implementing an annual, county-wide facility preservation program, which is intended to carry out major building system and infrastructure repairs, replacements and upgrades as necessary to ensure the long term viability of the county's real property assets.

Purpose & Description:

Appropriately located, adequately sized and well-maintained facilities are integral to the ability of Hennepin County to efficiently deliver cost effective services to its various clients and patrons. Facility Service's mission includes preservation of county buildings thereby prolonging their life and maximizing the value of the County's assets.

All of the work done under the auspices of this project is identified through periodic surveys of the respective building systems by expert consultants and operations and maintenance staff. The surveys and audits provide a work plan to effect major facility repairs, renovations, and upgrades in support of the county's service mission. The facilities covered by this project were re- inspected in 2013, 2018 and 2019 into 2020, after which, the 2021-2025 plan was more clearly updated. Executing identified projects requires considerable funding in a consistent and continuous stream on an annual basis.

Funding this project allows staff to maintain buildings using a cyclical program based on statistical average life cycles of various building infrastructure systems. This will ensure buildings remain in optimal condition thereby prolonging their useful life through use of capital resources in an efficient and responsible manner.

Implementation of this work requires 3 essential steps: 1) Facility Surveys / Audits: Comprehensive survey/audit of all of the buildings the county directly owns and operates; 2) Work Plan Development: Identify and prioritize necessary repair, rehabilitation, replacement and upgrade work; and 3) Annual Funding: Consistent funding allows for implementing the work in a planned and cost effective manner.



REVENUE	Budget To-Date	12/31/22 Act & Enc	Balance	2023	2024	2025	2026	2027	Future	Total
Bonds - GO	9,500,000	1,062,198	8,437,802		7,750,000	7,750,000				25,000,000
Other		2,096	(2,096)							
Total	9,500,000	1,064,294	8,435,706		7,750,000	7,750,000				25,000,000

EXPENSE	Budget To-Date	12/31/22 Act & Enc	Balance	2023	2024	2025	2026	2027	Future	Total
Construction	7,900,000	1,910,635	5,989,365		6,650,000	6,650,000				21,200,000
Consulting	800,000	42,394	757,606		550,000	550,000				1,900,000
Other Costs		33,572	(33,572)							
Contingency	800,000		800,000		550,000	550,000				1,900,000
Total	9,500,000	1,986,601	7,513,399		7,750,000	7,750,000				25,000,000

Project Name: 1006397 Facility Preservation 2021-2025	Funding Start: 2021
Major Program: Operations	Funding Completion: 2025
Department: Facility Services	

Current Year's CIP Process Summary	Budget To-Date	2023	2024	2025	2026	2027	Future	Total
Department Requested	9,500,000	1,500,000	7,000,000	7,000,000				25,000,000
Administrator Proposed	9,500,000		7,750,000	7,750,000				25,000,000
CBTF Recommended	9,500,000		7,750,000	7,750,000				25,000,000
Board Approved Final	9,500,000		7,750,000	7,750,000				25,000,000

Scheduling Milestones (major phases only):

This project is a collection of smaller infrastructure efforts that are going on at various times throughout the life of this project.

MAJOR PROJECTS IN 2022 INCLUDE: (\$7,800,000)

- Brookdale Regional Center \$500,000 (Replacement of chiller)
- Government Center \$250,000 (Replace Café equipment, parking booth replacement)
- Sheriff's Comm. Building \$500,000 (Replacement of generator and mechanical equipment)
- Eden Prairie Service Center \$150,000 (Window Replacement)
- Other smaller projects \$3,500,000
- 2020/2021 projects delayed by Covid-19 (\$2,900,000)

Bldg. & Elevator Condition Assessments: \$1,300,000 (in addition to workplan above)

Project's Effect on County Priorities and the Operating Budget:

County Priorities: Sustainable design elements to be incorporated to align with County's Climate Action Plan. Small business and minority hiring goals for consultants and contractors to align with County's priority to reduce disparities.

Operating Budget: Effects on the operating budget cannot be quantified, but reductions to the future operational repair expenses are expected.

Changes from Prior CIP:

The 2023 estimate has decreased by \$5,500,000 from the 2022-2026 budget as this project and its predecessor have a large unspent balance of prior appropriations as projects have been delayed due to Covid-19, staffing shortages and supply chain issues.

Board Resolutions / Supplemental Information:

MAJOR PROJECTS IN 2023 INCLUDE (\$6,000,000):

- Focus for 2023 will be on completing 2020-2022 projects (\$5,000,000) that have been delayed by COVID, supply chain challenges, etc. \$1.5mil will be used to cover any emergency requests for 2023 and the elevator upgrades needed at Southdale.
- Emergency Comm. Center \$300,000 (Tuckpointing & Well field rehab)
- Health Services Bldg \$250,000 (Lighting upgrades)
- Sheriff's Water Patrol \$400,000 (HVAC Replacements)
- Southdale \$400,000 (Required elevator upgrades per code)
- Other smaller projects (\$4,650,000)

MAJOR PROJECTS IN 2024 INCLUDE (\$7,500,000):

- Eden Prairie Service Center \$455,000 (Roof replacements)
- Juvenile Detention Center \$1,300,000 (Elevator upgrades)
- Juvenile Detention Center & Juvenile Detention Center \$1,700,000 (Roof replacement)
- Other smaller projects (\$3,545,000)

MAJOR PROJECTS IN 2025 INCLUDE (\$8,450,000):

- Brookdale \$1,170,000 (Roof replacement)
- Family Justice Center \$1,040,000 (Elevator code compliance)
- Forensic Science Building \$520,000 (Roof replacement)
- Health Services Building \$650,000 (Roof replacement)
- Other smaller projects (\$4,670,000)

Due to the effects of Covid-19 on Preservation operations in 2020 & 2021, projects originally scheduled during that period will be completed during 2022 & 2023.

This project is preceded by the following capital project:

- Facility Preservation 2016-2020 (1002154)
- Funded Budget: \$21,200,000
- Expenditures & Encumbrances: \$16,950,000
- Balance as of 12/31/2022: \$4,250,000

Last Year's CIP Process Summary	Budget To-Date	2022	2023	2024	2025	2026	Future	Total
Department Requested	5,000,000	7,000,000	7,000,000	7,000,000	7,000,000			33,000,000
Administrator Proposed	5,000,000	4,500,000	7,000,000	7,000,000	7,000,000			30,500,000
CBTF Recommended	5,000,000	4,500,000	7,000,000	7,000,000	7,000,000			30,500,000
Board Approved Final	5,000,000	4,500,000	7,000,000	7,000,000	7,000,000			30,500,000

Project Name: 1007208 625 Building Occupancy Preparation & Rehabilitation
Major Program: Operations
Department: Facility Services

Funding Start: 2020
Funding Completion: 2025

Summary:

This project is intended to prepare for occupancy of county programs and to carry out major building system and infrastructure repairs, replacements and upgrades as necessary at the county owned 625 Building (Thrivent Financial Services Headquarters), located at 625 4th Ave. S., in downtown Minneapolis.

Purpose & Description:

Built in 1981, the Thrivent Building is a 539,000 gross square foot (390,000 usable square foot), 17 story office building with a basement which was acquired by the county in 2018. The purpose of this project is to prepare certain elements of building systems conversion and modifications from Thrivent ownership to Hennepin County operations. These items include but are not limited to Information Technology systems, security systems, building automation and control systems along with common space (lower level to the Skyway level), furniture, fixture and equipment such as audio/video installations, signage, common area lighting upgrades and miscellaneous code required accessibility modifications.

This project will also provide a facility preservation program in order to extend structural, mechanical and operational functionalities of this 41 year-old facility by carry out major building system and infrastructure repairs, replacements and upgrades such as mechanical, plumbing and electrical equipment replacements, HVAC control work, window sealant replacement, and environmental abatement. Typically, these projects are technically complex, may involve meeting code requirements, and are larger in scale and cost than routine preservation work. Certain elements of work are planned to be modified and/or replaced just prior to initial county program occupancy in early 2023.

This project request is based on a detailed facility condition assessment conducted during the due diligence period of acquisition negotiations. This facility Condition Assessment revealed that the building has been well maintained and is in good condition, but certain replacements of infrastructure equipment and systems were negotiated as part of the final price of acquisition.



REVENUE	Budget To-Date	12/31/22 Act & Enc	Balance	2023	2024	2025	2026	2027	Future	Total
Bonds - GO	17,700,000	12,922,301	4,777,699	6,100,000	5,600,000	2,100,000				31,500,000
Other		(5,000)	5,000							
Total	17,700,000	12,917,301	4,782,699	6,100,000	5,600,000	2,100,000				31,500,000
EXPENSE	Budget To-Date	12/31/22 Act & Enc	Balance	2023	2024	2025	2026	2027	Future	Total
Construction	16,607,000	16,609,101	(2,101)	5,053,000	4,744,000	1,799,000				28,203,000
Consulting	75,000	285,879	(210,879)	718,000	438,000	174,000				1,405,000
Equipment	472,000	12,635	459,365	19,000						491,000
Furnishings	200,000		200,000	17,000						217,000
Other Costs	100,000	440	99,560							100,000
Contingency	246,000		246,000	293,000	418,000	127,000				1,084,000
Total	17,700,000	16,908,055	791,945	6,100,000	5,600,000	2,100,000				31,500,000

Project Name: 1007208 625 Building Occupancy Preparation & Rehabilitation	Funding Start: 2020
Major Program: Operations	Funding Completion: 2025
Department: Facility Services	

Current Year's CIP Process Summary	Budget To-Date	2023	2024	2025	2026	2027	Future	Total
Department Requested	17,700,000	6,100,000	5,600,000	2,100,000				31,500,000
Administrator Proposed	17,700,000	6,100,000	5,600,000	2,100,000				31,500,000
CBTF Recommended	17,700,000	6,100,000	5,600,000	2,100,000				31,500,000
Board Approved Final	17,700,000	6,100,000	5,600,000	2,100,000				31,500,000

Scheduling Milestones (major phases only):

Timeline of Major Items:

- Infrastructure (Phase 1) July 2021 - January 2023
- Security Migration 2022 - 2023
- Window Gasket Sealants 2023 - 2024
- Infrastructure (Phase 2) 2023 - 2024
- IT Data Center Connection TBD

Project's Effect on County Priorities and the Operating Budget:

County Priorities: Sustainable design elements to be incorporated to align with County's Climate Action Plan. Small business and minority hiring goals for consultants and contractors to align with County's priority to reduce disparities.

Operating Budget: This project will reduce expenditures for unplanned or emergency repairs as building infrastructure items will be repaired, replaced or upgraded before major issues arise. Reductions to future operational repair expenses are expected.

Changes from Prior CIP:

Prior budgets for this project were order of magnitude cost estimates based on available knowledge about the building at the time of purchase. Since taking occupancy of the building in June 2020, Facility Services staff and their consulting team have been able to take a closer look at the condition of the facility. The 2023 estimate has increased by \$11,500,000 over the 2022-2026 budget due to a number of recently discovered issues, including mechanical, electrical and lighting upgrades that greatly exceeded initial expectations, plus additional code requirements.

Board Resolutions / Supplemental Information:

On September 26, 2017, the County Board authorized the acquisition of Thrivent Building, building located at 625 4th Avenue South in the City of Minneapolis (BAR 17-0346). The acquisition of the Thrivent Building meets identified needs of the County, provides for the consolidation of County functions, permits the vacating of space leased by the County and enables certain County real estate to be vacated and declared surplus. The acquisition closed on August 22, 2018.

Major project expenses include:

ITEM	Total
Mechanical / Electrical Upgrades / Replacement, including:	\$27,000,000
<i>Energy Management System Replacement</i>	
<i>Emergency Generator/Fire Pump Replacement</i>	
<i>4 large & 10 regular air handling unit replacements</i>	
<i>Mechanical/ductwork revisions from Skyway thru LL</i>	
<i>Code Requirements & Lighting Upgrades</i>	
North Entry Renovation	\$1,000,000
Environmental Mitigation	\$1,000,000
IT Connection & Start Up	\$1,000,000
Security Camera/Card Access Migration	\$500,000
FF&E, A/V, Signage, Accessibility	<u>\$1,000,000</u>
Subtotal	\$31,500,000

Please Note:
- Office remodeling for county programs will be completed in the 625 Building Office Remodeling capital project.

Last Year's CIP Process Summary	Budget To-Date	2022	2023	2024	2025	2026	Future	Total
Department Requested	15,900,000	1,800,000	1,500,000	800,000				20,000,000
Administrator Proposed	15,900,000	1,800,000	1,500,000	800,000				20,000,000
CBTF Recommended	15,900,000	1,800,000	1,500,000	800,000				20,000,000
Board Approved Final	15,900,000	1,800,000	1,500,000	800,000				20,000,000

Project Name: 1008715 Security Operations Infrastructure Upgrades
Major Program: Operations
Department: Facility Services

Funding Start: 2022
Funding Completion: 2025

Summary:

This project will update security infrastructure systems operability by implementing hardware for perimeter security standards, integrates disparate applications for operating efficiencies and updates several security applications to improve core capabilities and reliability.

Purpose & Description:

Modernizing the County's security infrastructure will improve operational capabilities and reliability by addressing hardware and applications that exceed 10 years of age. Implementing prototypical standards provides the ability to manage the deployment of technology devices while reducing long-term costs of ownership thru standardizations. Integrating security systems will improve operator efficiencies in alarm response, incident dispatch and reporting functions.

This capital request seeks to optimize and update security systems operability, streamline workload, and reduce operating costs by:

- Enhancing building perimeter security by implementing fencing, remote controls and lockdown features - creating 'stand-off', saving time and protecting people and assets.
- Replacing outdated incident management/CAD reporting systems and implementing guard tour systems for consistency in service.
- Integrating enterprise security software and hardware to Genetec to improve monitoring and alarm response efficiencies.
- Replacing magnetometers as current models are outdated in form, functions and at the end of their useful life.
- Refreshing furniture, floors, walls and workstations in the County's Security Operations Center (SOC) at the Government Center.
- Creating "Safe Spaces" where domestic abuse/human trafficking victims can get immediate and long-term help through to County resources.

This project will allow Hennepin County Security to continue to leverage technologies to improve and modernize security infrastructure, capabilities and streamline workload and reduce costs. Hennepin County Security remains committed to delivering on the County's overarching goals of keeping people safe and creating safe environments where people can do their best work.



REVENUE	Budget To-Date	12/31/22 Act & Enc	Balance	2023	2024	2025	2026	2027	Future	Total
Bonds - GO	750,000	97,901	652,099	2,250,000	750,000	750,000				4,500,000
Total	750,000	97,901	652,099	2,250,000	750,000	750,000				4,500,000
EXPENSE	Budget To-Date	12/31/22 Act & Enc	Balance	2023	2024	2025	2026	2027	Future	Total
Construction		55,543	(55,543)	650,000						650,000
Consulting		63,350	(63,350)	200,000	150,000					350,000
Equipment	600,000		600,000	1,150,000	600,000	750,000				3,100,000
Furnishings	150,000		150,000	50,000						200,000
Other Costs		15,376	(15,376)							
Contingency				200,000						200,000
Total	750,000	134,269	615,731	2,250,000	750,000	750,000				4,500,000

Project Name: 1008715 Security Operations Infrastructure Upgrades	Funding Start: 2022
Major Program: Operations	Funding Completion: 2025
Department: Facility Services	

Current Year's CIP Process Summary	Budget To-Date	2023	2024	2025	2026	2027	Future	Total
Department Requested	750,000	2,250,000	750,000	750,000				4,500,000
Administrator Proposed	750,000	2,250,000	750,000	750,000				4,500,000
CBTF Recommended	750,000	2,250,000	750,000	750,000				4,500,000
Board Approved Final	750,000	2,250,000	750,000	750,000				4,500,000

Scheduling Milestones (major phases only):

The anticipated workplan is as follows:

- Refresh current SOC 2022-2023
- Perimeter Fencing 2023
- Replace magnetometers 2022-2023
- Remote perimeter security 2022-2023
- Replace software applications 2023-2024
- Integrate security software 2023-2025

Board Resolutions / Supplemental Information:

This project is made up of the following components and estimated costs:

- Perimeter remote lockdown capabilities at all County facilities approx. 200 doors (\$1m)
- Replacement of incident management reporting and CAD applications with a new security guard tour system (\$350k)
- Security software integrations - alarms / intercoms (\$1.9m)
- New magnetometer hardware (\$200k)
- Refresh the current SOC (\$200k)
- Creation of 'Safe Spaces' (\$200k)
- Perimeter security fencing (\$650k)

Project's Effect on County Priorities and the Operating Budget:

County Priorities: Modernizing the County's security infrastructure will enable the County to keep pace with technology innovations and improvements to enhance operational capabilities. The ability to secure facilities remotely, update the County's fleet of magnetometers, and provide victim centered responses to human trafficking and domestic abuse represent key initiatives that enhance both public and staff safety creating safe environments where residents in the communities where we operate will feel safe and welcome.

Operating Budget: It is expected that this project will significantly off-set growing personnel costs that would be required in Facility Services operating budget if these systems continue to be managed using manual data entry and task management.

Changes from Prior CIP:

The 2023 estimate has increased by \$850,000 over the 2022-2026 estimate as two new items have been added to the project scope. 1) Work related to the County's Safe Spaces initiative has been included that will allow domestic abuse/human trafficking victims, regardless of their diverse background and ability to speak English, to get immediate and long-term help via connection to County resources. 2) Perimeter security fencing for County facilities which enhance property security and safety.

Last Year's CIP Process Summary	Budget To-Date	2022	2023	2024	2025	2026	Future	Total
Department Requested		750,000	1,400,000	750,000	750,000			3,650,000
Administrator Proposed		750,000	1,400,000	750,000	750,000			3,650,000
CBTF Recommended		750,000	1,400,000	750,000	750,000			3,650,000
Board Approved Final		750,000	1,400,000	750,000	750,000			3,650,000

Project Name: 1004461 1800 Chicago Infrastructure Replacements
Major Program: Operations
Department: Facility Services

Funding Start: 2017
Funding Completion: 2024

Summary:

This project, at the 1800 Chicago facility, located at 1800 Chicago Ave in Minneapolis, Minnesota will modify and improve the facility infrastructure in conjunction with areas that are being renovated to support Hennepin County's mental health rehabilitation programs at the facility.

Purpose & Description:

The 1800 Chicago facility houses the county's mental and chemical health programs. The center section of the facility dates back to the 1930's as a school house, was expanded in the 1950's to house the Sister Kenny Rehabilitation hospital, was purchased by Hennepin County the mid-1970's and had undergone many remodeling phases since. Many of the infrastructure systems need to be completely replaced before areas can be adapted to future program uses. The building envelope suffers from moisture intrusion; the ventilation (fresh air) system is inadequate to meet current codes, the elevators have reached their life expectancy and many other systems are in need of replacement. As part of the County's intent to reinvest in this facility, support systems must be replaced before or in concert with other efforts of modernization or repurposing. In conjunction with this project is the desire to obtain additional property for surface parking, to alleviate a current shortage. This project will provide necessary facility upgrades, renovations and improvements to the physical infrastructure systems of the 1800 Chicago facility as it is adapted and repurposed for future uses.

Cyclical five-year facility audits, along with staff observations, have led to a 2016 in-depth facility condition assessment as the basis for this request. Deficiencies in most of the major infrastructure systems (mechanical, electrical, ventilation, elevator and utility piping, etc.) have been determined and quantified.



REVENUE	Budget To-Date	12/31/22 Act & Enc	Balance	2023	2024	2025	2026	2027	Future	Total
Bonds - GO	10,228,000	6,045,904	4,182,096	2,852,000	1,670,000					14,750,000
Other		9,900	(9,900)							
Total	10,228,000	6,055,804	4,172,196	2,852,000	1,670,000					14,750,000
EXPENSE	Budget To-Date	12/31/22 Act & Enc	Balance	2023	2024	2025	2026	2027	Future	Total
Construction	8,247,000	5,288,615	2,958,385	2,315,000	1,096,000					11,658,000
Consulting	1,010,000	816,404	193,596	351,000	367,000					1,728,000
Equipment	55,000	8,234	46,766							55,000
Furnishings		15,303	(15,303)							
Other Costs		6,384	(6,384)							
Contingency	916,000		916,000	186,000	207,000					1,309,000
Total	10,228,000	6,134,940	4,093,060	2,852,000	1,670,000					14,750,000

Project Name: 1004461 1800 Chicago Infrastructure Replacements	Funding Start: 2017
Major Program: Operations	Funding Completion: 2024
Department: Facility Services	

Current Year's CIP Process Summary	Budget To-Date	2023	2024	2025	2026	2027	Future	Total
Department Requested	10,228,000	2,852,000	1,670,000					14,750,000
Administrator Proposed	10,228,000	2,852,000	1,670,000					14,750,000
CBTF Recommended	10,228,000	2,852,000	1,670,000					14,750,000
Board Approved Final	10,228,000	2,852,000	1,670,000					14,750,000

Scheduling Milestones (major phases only):

2022 Workplan includes:

- Studies on windows and elevators (\$100k)
- Complete tunnel waterproofing (\$450k)
- 2nd & 3rd floor restroom mods (replacement of plumbing / fixtures) (\$500k)

2023-2024 Anticipated Workplan includes:

- Elevator refurbishment (\$500k)
- 2nd floor HVAC modifications (\$1.3m)
- Flooring replacement (\$200k)
- Remove abandoned plumbing (North Wing) (500k)
- Replace window flashing (\$500k)

2025 Anticipated Workplan includes:

- Roof replacement of Penthouses/North Wing (\$700,000)
- Cooling tower motor replacement (\$500k)

Board Resolutions / Supplemental Information:

Completed Work:

- 2017: Infrastructure work supporting Withdrawal Management/Mental Health project
- 2018: Continue project support work, roof, common area infrastructure, center wing building infrastructure work
- 2019: Infrastructure work supporting Withdrawal Management/Mental Health projects
- 2020: Infrastructure work supporting Intake/Triage Center, HVAC modifications at Center Wing, parking lot mill/overlay, boiler study
- 2021: HVAC modifications at center wing partially completed, tunnel waterproofing partially completed

Notes:

- This project was coordinated with another capital project, 1800 Chicago Intake/Triage Center (#1005173).
- Construction on the Intake/Triage Center began in spring of 2020 and was completed in August of 2020 (interior renovations) and December of 2020 (exterior vestibule).

Project's Effect on County Priorities and the Operating Budget:

County Priorities: Sustainable design elements to be incorporated to align with County's Climate Action Plan. Small business and minority hiring goals for consultants and contractors to align with County's priority to reduce disparities.

Operating Budget: This project will reduce operational expenditures and downtime.

Changes from Prior CIP:

The 2023 estimate has increased by \$2,080,000 over the 2022-2026 budget due to added project scope, including refurbishment of the restrooms on the 2nd & 3rd floor. Additionally, unprecedented inflation rates have been taken into consideration and included in this cost estimate as prices for goods and services continue to rise due to labor shortages, rising fuel costs and material availability.

Last Year's CIP Process Summary	Budget To-Date	2022	2023	2024	2025	2026	Future	Total
Department Requested	10,228,000		2,442,000					12,670,000
Administrator Proposed	10,228,000		2,442,000					12,670,000
CBTF Recommended	10,228,000		2,442,000					12,670,000
Board Approved Final	10,228,000		2,442,000					12,670,000

Project Name: 1007236 Public Safety Facility Preservation
Major Program: Operations
Department: Facility Services

Funding Start: 2020
Funding Completion: 2024

Summary:

This project will provide facility preservation funding for the Public Safety Facility, located at 401 4th Avenue S in Minneapolis, Minnesota. As the facility approaches the 20 year mark of being in operation, facility upgrades are to be expected. The project is intended to carry out major building system and infrastructure repairs, replacements and upgrades as necessary to ensure the long term viability of the County's real property assets.

Purpose & Description:

This project will conduct work solely on the Public Safety Facility. Work will include elevator refurbishments, installation of a new elevator (additional shaft already exists), refurbishment of inmate showers, floor replacements in the security side of the building, lighting upgrades to LED for better lighting and energy savings, emergency power upgrades and a new roof.

Typically, these projects are technically complex, may involve meeting code requirements, and are larger in scale and cost. This project request is based on information learned through building assessments through a third-party vendor, as well as operational experience gained since opening in 2001. Additional information is continually learned about the facility through experience and staff observations enabling Property Services to refine the five-year expense projection for this facility each year.

The summary of these reports and staff observations are prioritized and incorporated into a 5 year work plan that will address needed upgrades and refurbishments. This project will: 1) replace critical systems which are, or have exceeded their life expectancy. 2) Plan for future critical system replacements by utilizing a replacement plan spelled out in facility condition audits. 3) Maintain the physical infrastructure of the important facility. This plan will ensure that the building is maintained in optimal condition and that the quality of services it provides the residents of Hennepin County can continue well into the future.



REVENUE	Budget To-Date	12/31/22 Act & Enc	Balance	2023	2024	2025	2026	2027	Future	Total
Bonds - GO	2,885,000	509,100	2,375,900	4,360,000	7,455,000					14,700,000
Total	2,885,000	509,100	2,375,900	4,360,000	7,455,000					14,700,000
EXPENSE	Budget To-Date	12/31/22 Act & Enc	Balance	2023	2024	2025	2026	2027	Future	Total
Construction	2,385,000	886,381	1,498,619	3,685,000	6,297,000					12,367,000
Consulting	250,000	71,977	178,023	375,000	630,000					1,255,000
Other Costs		117	(117)							
Contingency	250,000		250,000	300,000	528,000					1,078,000
Total	2,885,000	958,476	1,926,524	4,360,000	7,455,000					14,700,000

Project Name: 1007236 Public Safety Facility Preservation	Funding Start: 2020
Major Program: Operations	Funding Completion: 2024
Department: Facility Services	

Current Year's CIP Process Summary	Budget To-Date	2023	2024	2025	2026	2027	Future	Total
Department Requested	2,885,000	4,360,000	7,455,000					14,700,000
Administrator Proposed	2,885,000	4,360,000	7,455,000					14,700,000
CBTF Recommended	2,885,000	4,360,000	7,455,000					14,700,000
Board Approved Final	2,885,000	4,360,000	7,455,000					14,700,000

Scheduling Milestones (major phases only):

2022 Workplan includes:
Transfer switch replacements (\$300k); Shower floor coating replacement (\$450k); Loading dock floor coating replacement (\$200k), Temporary generator hookup (\$350k); Sheriff's control equipment (\$1m), other smaller projects (\$585k)

2023 Workplan includes:
Elevator refurbishment (\$1m); Roof Replacement (\$2m), other smaller projects (\$1.3m)

2024 Workplan includes:
Elevator refurbishment (\$3m); Roof Replacement (\$2m); Water and stream mechanical replacements (\$1.5m), other smaller projects (\$1m)

Board Resolutions / Supplemental Information:

The Hennepin County Public Safety facility includes: 330 detention beds, a booking area, 3 arraignment courtrooms, satellite offices for attorneys and support facilities for the HC Sheriff's Office employees and the detention center. The facility also provides 137 standard parking stalls and 3 handicap accessible parking stalls.

85% of the facility preservation program is for refurbishing elevators, upgrading electrical systems, and to replace the roof. This is an increase over previous forecasts due to an increased awareness of project work identified via facility condition assessments and deferred projects in 2019.

Project's Effect on County Priorities and the Operating Budget:

County Priorities: Sustainable design elements to be incorporated to align with County's Climate Action Plan. Small business and minority hiring goals for consultants and contractors to align with County's priority to reduce disparities.

Operating Budget: This project will reduce expenditures for unplanned or emergency repairs as building infrastructure items will be repaired, replaced or upgraded before major issues arise. Reductions to future operational repair expenses are expected.

Changes from Prior CIP:

The 2023 estimate has increased by \$2,115,000 over the 2022-2026 budget due to increases in material and labor costs, as well as supply chain issues brought on by the pandemic. Additionally, unprecedented inflation rates have been taken into consideration and included in this cost estimate as prices for goods and services continue to rise due to labor shortages, rising fuel costs and material availability.

Last Year's CIP Process Summary	Budget To-Date	2022	2023	2024	2025	2026	Future	Total
Department Requested	1,430,000	470,000	4,300,000	5,400,000				11,600,000
Administrator Proposed	1,430,000	470,000	4,300,000	5,400,000				11,600,000
CBTF Recommended	1,430,000	470,000	4,300,000	5,400,000				11,600,000
Board Approved Final	1,430,000	1,455,000	4,300,000	5,400,000				12,585,000

Project Name: 1009349 Public Works Medina Facility Preservation
Major Program: Operations
Department: Facility Services

Funding Start: 2023
Funding Completion: 2027

Summary:

This project will provide facility preservation funding for the Medina Public Works Facility, located at 1600 Prairie Drive, Medina, Minnesota 55340. As the facility approaches the 25-year mark of being in operation, facility upgrades are to be expected. The project is intended to carry out major building system and infrastructure repairs, replacements, and upgrades as necessary to ensure the long-term viability of the County's real property assets.

Purpose & Description:

This project provides the basis for implementing an annual, on-going facility preservation program at the Public Works Facility, 1600 Prairie Drive, Medina, MN. 55340, which is intended to carry out major building system and infrastructure repairs, replacements, and upgrades as necessary to ensure the long-term viability of the building. Notably, this project will address roof replacement (at all buildings), facility envelope refurbishments, all hard surface replacements and building automation upgrades

Typically, these projects are technically complex, may involve meeting code requirements, and are larger in scale and cost. This project request is solely for the Public Works Facility. This project request is based on information learned through building assessments through a third-party vendor, as well as operational experience gained since opening in 1998. Additional information is continually learned about the facility through experience and staff observations enabling Facility Services to refine the five-year expense projection for this facility each year.

The summary of these reports and staff observations are prioritized and incorporated into a 5-year work plan that will address needed upgrades and refurbishments. This project will: 1) replace critical systems which are/or have exceeded their life expectancy. 2) Plan for future critical system replacements by utilizing a replacement plan spelled out in facility condition audits. 3) Maintain the physical infrastructure of the important facility. This plan will ensure that the building is maintained in optimal condition and that the quality of services it provides the residents of Hennepin County can continue well into the future.



REVENUE	Budget To-Date	12/31/22 Act & Enc	Balance	2023	2024	2025	2026	2027	Future	Total
Bonds - GO				515,000	10,620,000	6,600,000	1,315,000	1,750,000		20,800,000
Total				515,000	10,620,000	6,600,000	1,315,000	1,750,000		20,800,000
EXPENSE	Budget To-Date	12/31/22 Act & Enc	Balance	2023	2024	2025	2026	2027	Future	Total
Construction				430,000	8,850,000	5,500,000	1,095,000	1,455,000		17,330,000
Consulting				45,000	1,005,000	650,000	135,000	180,000		2,015,000
Contingency				40,000	765,000	450,000	85,000	115,000		1,455,000
Total				515,000	10,620,000	6,600,000	1,315,000	1,750,000		20,800,000

Project Name: 1009349 Public Works Medina Facility Preservation	Funding Start: 2023
Major Program: Operations	Funding Completion: 2027
Department: Facility Services	

Current Year's CIP Process Summary	Budget To-Date	2023	2024	2025	2026	2027	Future	Total
Department Requested		515,000	10,620,000	6,600,000	1,315,000	1,750,000		20,800,000
Administrator Proposed		515,000	10,620,000	6,600,000	1,315,000	1,750,000		20,800,000
CBTF Recommended		515,000	10,620,000	6,600,000	1,315,000	1,750,000		20,800,000
Board Approved Final		515,000	10,620,000	6,600,000	1,315,000	1,750,000		20,800,000

Scheduling Milestones (major phases only):

Mechanical, Electrical and Plumbing studies are scheduled for late spring of 2022 (funded thru the Facility Preservation project #1006397) and conclude by 3rd quarter 2022, this will add additional content to the scope and cost will be revised accordingly.

Scoping: 2023
 Design: 2023
 Procurement: 2024
 Construction: 2024
 Completion: 2027

Project's Effect on County Priorities and the Operating Budget:

County Priorities: Sustainable design elements to be incorporated to align with County's Climate Action Plan. Small business and minority hiring goals for consultants and contractors to align with County's priority to reduce disparities.

Operating Budget: This project will reduce expenditures for unplanned or emergency repairs as building infrastructure items will be repaired, replaced or upgraded before major issues arise. Reductions to future operational repair expenses are expected.

Changes from Prior CIP:

This is a new project request which will provide facility preservation funding for the Medina Public Works Facility. As the facility approaches the 25-year mark of being in operation, facility upgrades are to be expected. The project is intended to carry out major building system and infrastructure repairs, replacements, and upgrades as necessary to ensure the long-term viability of the County's real property assets.

Board Resolutions / Supplemental Information:

The Medina Public Works Facility was constructed in 1998 and is located on 146 acres and consists of administrative offices, warehouse/storage for equipment and materials, vehicle wash, fuel station, and hazardous material storage. The Medina back lot is approximately 24 Acres in size.

Historically, preservation work for the Public Works Facility was covered in the county-wide Facility Preservation (1006397) project. However, since there are a number of significant preservation items that are needed at the facility, this work has been broken out into its own capital project.

Currently, the Facility Preservation (1006397) project is carrying \$1.1 million in general preservation for the Public Work Facility, however, based on estimates from two recent assessments, this funding will be short. The \$1.1 million will be reduced from the Facility Preservation project (1006397) and requested as part of this new Public Works Facility Preservation project.

2023 Workplan includes:
 Planning and design/engineering studies (\$500k)

2024 Workplan includes:
 Fuel island repairs (\$600k); Roof replacement (\$5.5m); Generator and ductwork replacements (\$1.5m), Window and door replacements (\$500k), other smaller projects (\$2.5m)

2025 Workplan includes:
 Parking and back-lot gravel repairs (\$1.8m); Site lighting (\$300k), Mechanical ductwork (\$1m), Salt shed (\$800k), other smaller projects (\$2.7m)

2026 Workplan includes:
 Back-Lot gravel repairs (\$800k); Sidewalk replacement (\$400k), other smaller projects (\$115k)

2027 Workplan includes:
 Font Parking & Back-Lot (\$1m); Sidewalk replacement (\$400k), other smaller projects (\$350k)

Last Year's CIP Process Summary	Budget To-Date	2022	2023	2024	2025	2026	Future	Total
Department Requested								
Administrator Proposed								
CBTF Recommended								
Board Approved Final								

Project Name: 1008782 ACF Work Release Building Demolition
Major Program: Operations
Department: Facility Services

Funding Start: 2022
Funding Completion: 2023

Summary:

This project will demolish the Work Release Building located on the Adult Corrections Facility (ACF) campus in Plymouth, MN.

Purpose & Description:

The existing ACF Work Release Building is sited on the northern edge of the ACF campus bordered on the north by County Road 6, to the west by Vicksburg Lane, to the east by Shenandoah Avenue and the south by the Plymouth Regional Trail all in Plymouth, MN.

The ACF Work Release Building has been vacant for over 12 years. Changes in Department of Corrections and District Court policy has shifted to ankle bracelets for many in this population. Residents who are required to be detained at night and still allowed to work during the day, for work release, currently use the ACF Men's and ACF Women's Section detention facilities. Thus, there was no need to keep the former ACF Work Release Building operational for nighttime detention.

The existing building will be demolished entirely and is approximately 33,340 SF in area. Since the ACF Work Release and ACF Women's Section Buildings have building systems that are interconnected, these services will need to be separated and modifications made to the ACF Women's Section Building for it to stand on its own. A new exterior wall will also need to be constructed at the line where the two buildings connect. Site demolition will include the parking lot and light fixtures. Access road to the ACF Women's Section will be maintained.

Demolition of the ACF Work Release Building will allow for the potential for future development on the northeast section of this campus.



REVENUE	Budget To-Date	12/31/22 Act & Enc	Balance	2023	2024	2025	2026	2027	Future	Total
Bonds - GO	1,985,000	58,297	1,926,703	935,000						2,920,000
Total	1,985,000	58,297	1,926,703	935,000						2,920,000
EXPENSE	Budget To-Date	12/31/22 Act & Enc	Balance	2023	2024	2025	2026	2027	Future	Total
Construction	1,666,000	42,450	1,623,550	779,000						2,445,000
Consulting	162,000	183,099	(21,099)	102,000						264,000
Equipment	33,000		33,000	5,000						38,000
Other Costs		4,280	(4,280)							
Contingency	124,000		124,000	49,000						173,000
Total	1,985,000	229,829	1,755,171	935,000						2,920,000

Project Name: 1008782 ACF Work Release Building Demolition	Funding Start: 2022
Major Program: Operations	Funding Completion: 2023
Department: Facility Services	

Current Year's CIP Process Summary	Budget To-Date	2023	2024	2025	2026	2027	Future	Total
Department Requested	1,985,000	935,000						2,920,000
Administrator Proposed	1,985,000	935,000						2,920,000
CBTF Recommended	1,985,000	935,000						2,920,000
Board Approved Final	1,985,000	935,000						2,920,000

Scheduling Milestones (major phases only):
 This project is currently in the Schematic Design phase and has confirmed requirements for infrastructure and building system separation.

Scoping: 2021
 Design: Q2 2022
 Procurement: Q4 2022
 Demolition: Q1 2023
 Completion: Q2 2023

Board Resolutions / Supplemental Information:

Major scope items include exterior building envelope closure where Work Release will be severed from Women's Release (partial roof replacement, wall replacement, masonry wall repairs); exterior site (site drainage/stormwater diversion, landscape, parking lot), code related (accessibility compliance, fire sprinkler system, fire alarm); interior (finish repairs where building current; meet, (IT/security system updates); environmental (abatement).

Project's Effect on County Priorities and the Operating Budget:

County Priorities: Sustainable design elements to be incorporated to align with County's Climate Action Plan. Small business and minority hiring goals for consultants and contractors to align with County's priority to reduce disparities.

Operating Budget: It is expected that the ACF Women's section will operate more efficiently as a result of the utilities being separated from the ACF Work Release Building.

Changes from Prior CIP:

The 2023 estimate has increased by \$935,000 over the 2022-2026 budget due to a number of issues; 1) added cost due to complexities of separating the utilities of this facility with the ACF Women's facility, 2) addition of a new parking lot for the ACF Women's Facility as the current shared lot will be demolished with the Work Release building, and 3) increases in inflation rates have been taken into consideration and included in this cost estimate as prices for goods and services continue to rise due to labor shortages, rising fuel costs and material availability.

Last Year's CIP Process Summary	Budget To-Date	2022	2023	2024	2025	2026	Future	Total
Department Requested		1,985,000						1,985,000
Administrator Proposed		1,985,000						1,985,000
CBTF Recommended		1,985,000						1,985,000
Board Approved Final		1,985,000						1,985,000

Project Name: 1007209 625 Building Office Remodeling
Major Program: Operations
Department: Facility Services

Funding Start: 2020
Funding Completion: 2023

Summary:

This project will remodel approximately 174,000 SF of office space on 11 floors of the county owned 625 Building (formerly the Thrivent Financial Services Headquarters), located at 625 4th Ave. S., in downtown Minneapolis.

Purpose & Description:

Built in 1981, the 625 Building is a 539,000 gross square foot (390,000 usable square foot), 16 story office building with a basement which was acquired by the county in 2018.

The acquisition of this building was intended to meet identified space needs of the County and to provide for the consolidation and service efficiencies of court functions by relocating Family Court functions from the 66-year-old, downtown Family Justice Center (FJC) located at 110 S 4th Street, Minneapolis to the Government Center. This would allow FJC to be vacated and declared surplus. In addition, this acquisition permitted the vacation of the county's downtown leased space at the Grain Exchange in 2022.

The purpose of this project is to remodel office space in the 625 Building based on guidance from a revised Downtown Campus Master Plan. Due to the Covid-19 pandemic, this project was put on-hold. During this time, the county has been updating the previously developed master plan and revising future workplace strategies to better align with service delivery efficiencies realized during pandemic's remote work of most county functions. A new hybrid workplace strategy, namely Future of Work, has been implemented for most county office functions which includes open, unassigned, activity-based work settings. This new workplace strategy identifies new worker profiles consisting of on-site, hybrid and remote for the purpose of sharing and collaborating in spaces while employees are in the office in turn requiring less office space for county functions.

In association with the 625 Building acquisition, the development of a Downtown Campus provides an opportunity to invest smarter, end leases, renovate and maintain fewer buildings, align adjacent government services between the City of Minneapolis, District Court and Hennepin County, bringing downtown services closer together for residents and connect downtown staff. Based on recommendations of the updated Downtown Campus Master Plan, approximately 174,000 SF on 11 floors in the 625 Building is proposed to be remodeled over a 2-to-3 year period.



REVENUE	Budget To-Date	12/31/22 Act & Enc	Balance	2023	2024	2025	2026	2027	Future	Total
Bonds - GO	15,000,000	965,122	14,034,878	23,400,000						38,400,000
Total	15,000,000	965,122	14,034,878	23,400,000						38,400,000
EXPENSE	Budget To-Date	12/31/22 Act & Enc	Balance	2023	2024	2025	2026	2027	Future	Total
Construction	8,240,000	1,388,228	6,851,772	15,231,000						23,471,000
Consulting	2,760,000	1,089,034	1,670,966	175,000						2,935,000
Equipment				792,000						792,000
Furnishings	2,000,000		2,000,000	6,250,000						8,250,000
Other Costs		292	(292)							
Contingency	2,000,000		2,000,000	952,000						2,952,000
Total	15,000,000	2,477,555	12,522,445	23,400,000						38,400,000

Project Name: 1007209 625 Building Office Remodeling	Funding Start: 2020
Major Program: Operations	Funding Completion: 2023
Department: Facility Services	

Current Year's CIP Process Summary	Budget To-Date	2023	2024	2025	2026	2027	Future	Total
Department Requested	15,000,000	10,100,000	13,300,000					38,400,000
Administrator Proposed	15,000,000	10,100,000	13,300,000					38,400,000
CBTF Recommended	15,000,000	10,100,000	13,300,000					38,400,000
Board Approved Final	15,000,000	23,400,000						38,400,000

Scheduling Milestones (major phases only):

Phase 1: Floors 8, 10, 11, 13 (79,700 USF)

- Design: March 2022
- Construction: August 2022
- Occupancy: March 2023

Phase 2: Floors 7, 9, 12, 14 (77,700 USF)

- Design: 4th Qtr 2022
- Construction: 2023-2024
- Occupancy: 2024

Board Resolutions / Supplemental Information:

On September 26, 2017, the County Board authorized the acquisition of Thrivent Building, building located at 625 4th Avenue South in the City of Minneapolis (BAR 17-0346). The acquisition closed on August 22, 2018 and the county took occupancy of the building on July 1, 2020.

RESOLUTION 22-0047 2/22/2022:
BE IT RESOLVED, that Contract PR00004115 with DLR Group for architectural and engineering services for schematic design through construction phases of the 625 Building Office Remodeling (CP 1007209) for the period February 22, 2022 through December 31, 2024, in an amount not to exceed \$937,465 be approved;...

RESOLUTION 22-0404 (12/15/2022): BE IT FURTHER RESOLVED, that the 2023 Operating and Capital Budgets as proposed by the County Administrator on September 20, 2022 be amended as follows: #17. That the 625 Building Office Remodeling (Project 1007209) 2023 capital budget be increased by \$13,300,000 and that 2024 of the five-year capital improvement program be reduced by the same amount, resulting in no change to the total project budget;

Project's Effect on County Priorities and the Operating Budget:

County Priorities: Sustainable design elements to be incorporated to align with County's Climate Action Plan. Small business and minority hiring goals for consultants and contractors to align with County's priority to reduce disparities.

Operating Budget: Adopting the new Hybrid workplace model reduces the need for office space real estate which will lead to the termination of leases and sale or re-purposing of the 701 Building as the departments in this building will be relocated to the 625 Building.

Notes:

- In order to provide space in the Government Center for the future relocation of Family Courts, Phase 1 will remodel four upper floors (79,700 USF) and relocate departments in the Administrative Tower at the Government Center to accommodate the future relocation of County Attorney offices from the Courts Tower to the Administration Tower. Relocated departments include: Assessor's office, Audit Compliance & Investigation Services, Budget Office APEX and Accounting divisions, Human Services, Purchasing, Human Resources, Center of Innovation & Excellence, Diversity, Equity and Inclusion, and Resident & Real Estate Services' Elections Division.
- Phase 2 will remodel four upper floors (77,700 USF) for the relocation of county departments from the county owned 701 Building, located in downtown, to prepare for the sale or re-purposing of this building. Relocated departments include: Housing & Economic Development, Environment & Energy, Public Works Administration / Financial Services, Climate Change Office, Human Services, Sheriff's Office, Community Corrections-IT, Public Safety-IT, Hennepin Justice Integration Project (HJIP) and, Public Safety/Operations/Public Works Business Information Offices (BIOs).
- Other areas of the building that will be included in this project include office spaces on the skyway level (3,500 USF), main Level (5,200 USF), and lower Level (7,900 USF) for a total of 16,600 USF.

Changes from Prior CIP:

The 2023 estimate has increased by \$4,900,000 over the 2022-2026 budget as the construction schedule has been pushed back due to Covid-19 which has impacted the implementation of the County's downtown campus master plan. Additionally, unprecedented inflation rates have been taken into consideration and included in this cost estimate as prices for goods and services continue to rise due to labor shortages, rising fuel costs and material availability.

Last Year's CIP Process Summary	Budget To-Date	2022	2023	2024	2025	2026	Future	Total
Department Requested	14,000,000	4,000,000	10,000,000	5,500,000				33,500,000
Administrator Proposed	14,000,000	1,000,000	13,000,000	5,500,000				33,500,000
CBTF Recommended	14,000,000		14,000,000	5,500,000				33,500,000
Board Approved Final	14,000,000	1,000,000	13,000,000	5,500,000				33,500,000

Project Name: 1007210 Government Center Office Relocations & Remodeling
Major Program: Operations
Department: Facility Services

Funding Start: 2020
Funding Completion: 2024

Summary:

This project will remodel approximately 136,000 SF of administrative office space on 12 floors of the Hennepin County Government Center, located at 300 S. Sixth Street in downtown Minneapolis.

Purpose & Description:

In 2018, the county acquired the Thrivent Building (625 Building) which is located 1 block to the east of the Government Center and is connected via the downtown skyway system. The acquisition of this building was intended to meet identified space needs of the County and to provide for the consolidation and service efficiencies of court functions by relocating Family Court functions from the 66-year-old, downtown Family Justice Center (FJC) located at 110 S 4th Street, Minneapolis to the Government Center. This would allow FJC to be vacated and declared surplus. In addition, this acquisition permitted the vacation of the county's lease at the Grain Exchange in 2022.

A 20-year District Court Master Plan was completed in the summer of 2019. This master plan focused on identifying caseload trends and population projections along with operational, staffing and facility needs. Key to this master plan was the identification of critical, functional adjacencies required for the Family Courts to be relocated from the Family Justice Center to the Government Center. These functional adjacencies and short-term needs were then incorporated into the updated Downtown Campus Master Plan recommendations.

The purpose of this project is to remodel office space in the Government Center based on guidance from the updated Downtown Campus Master Plan and a District Court Facility Master Planning Study. Due to the Covid-19 pandemic, this project was put on-hold. During this time, the county has been updating the previously developed master plan and revising future workplace strategies to better align with service delivery efficiencies realized during pandemic's remote work of most county functions. A new hybrid workplace strategy, namely Future of Work, has been implemented for most county office functions which includes open, unassigned, activity-based work settings. This new workplace strategy identifies new worker profiles consisting of on-site, hybrid and remote for the purpose of sharing and collaborating in spaces while employees are in the office in turn requiring less office space for county functions.

Based on the recommendations of the updated Downtown Campus Master Plan, approximately 136,000 SF on 12 floors of the Administrative Tower will be remodeled in various levels of office space reconstruction over a 2-to-3 year period. Several floors will accommodate the relocation of the County Attorney's offices from the upper Courts Tower floors to the Administration Tower to accommodate the future relocation of Family courtrooms/chambers from the FJC. Other floors being remodeled in the Administration Tower will accommodate public interfacing and various support functions for Family Courts currently located at the FJC.



REVENUE	Budget To-Date	12/31/22 Act & Enc	Balance	2023	2024	2025	2026	2027	Future	Total
Bonds - GO	12,100,000	383,928	11,716,072	12,250,000	12,350,000					36,700,000
Total	12,100,000	383,928	11,716,072	12,250,000	12,350,000					36,700,000
EXPENSE	Budget To-Date	12/31/22 Act & Enc	Balance	2023	2024	2025	2026	2027	Future	Total
Construction	7,000,000	24,643	6,975,357	7,803,000	12,262,000					27,065,000
Consulting	2,000,000	470,282	1,529,718	665,000	66,000					2,731,000
Equipment				1,484,000						1,484,000
Furnishings	2,000,000	115,610	1,884,390	1,211,000						3,211,000
Other Costs				309,000	22,000					331,000
Contingency	1,100,000		1,100,000	778,000						1,878,000
Total	12,100,000	610,536	11,489,464	12,250,000	12,350,000					36,700,000

Project Name: 1007210 Government Center Office Relocations & Remodeling	Funding Start: 2020
Major Program: Operations	Funding Completion: 2024
Department: Facility Services	

Current Year's CIP Process Summary	Budget To-Date	2023	2024	2025	2026	2027	Future	Total
Department Requested	12,100,000	12,250,000	12,350,000					36,700,000
Administrator Proposed	12,100,000	12,250,000	12,350,000					36,700,000
CBTF Recommended	12,100,000	12,250,000	12,350,000					36,700,000
Board Approved Final	12,100,000	12,250,000	12,350,000					36,700,000

Scheduling Milestones (major phases only):

Phase 1 (6 County Attorney Floors / 3 Various Relocations):

- Design: 2022
- Construction: 2023-2024
- Occupancy: Mid 2024

Phase 2 (3 Floors for Family Court Administration):

- Design: 2023
- Construction: 2024-2025
- Occupancy: Late 2025

Board Resolutions / Supplemental Information:

On September 26, 2017, the County Board authorized the acquisition of Thrivent Building, building located at 625 4th Avenue South in the City of Minneapolis (BAR 17-0346). The acquisition closed on August 22, 2018 and the county took occupancy of the building on July 1, 2020.

Hennepin County hosts the State of Minnesota's largest judicial district (4th) in 4 downtown facilities (Government Center, Family Justice Center, Juvenile Justice Center and the Public Safety Facility) and 2 suburban locations (Brookdale and Ridgedale) with the majority of space residing in the Government Center. Courts operational modifications due to lessons learned from the pandemic will be considered as relocation plans proceed in 2022.

The construction of District Family courtrooms and judicial chambers are part of another capital project, titled the Government Center Courts Remodeling, capital project number 1007211.

Project's Effect on County Priorities and the Operating Budget:

County Priorities: Sustainable design elements to be incorporated to align with County's Climate Action Plan. Small business and minority hiring goals for consultants and contractors to align with County's priority to reduce disparities.

Operating Budget: Adopting the new Hybrid workplace model reduces the need for office space real estate which will lead to the termination of leases and sale or re-purposing of the 701 Building as the departments in this building will be relocated to the 625 Building.

Changes from Prior CIP:

The 2023 estimate has increased by \$7,100,000 over the 2022-2026 budget as the construction schedule has been pushed back due to Covid-19 which has impacted the implementation of the County's downtown campus master plan. Additionally, unprecedented inflation rates have been taken into consideration and included in this cost estimate as prices for goods and services continue to rise due to labor shortages, rising fuel costs and material availability.

Last Year's CIP Process Summary	Budget To-Date	2022	2023	2024	2025	2026	Future	Total
Department Requested	1,500,000	10,600,000	12,000,000	5,500,000				29,600,000
Administrator Proposed	1,500,000	10,600,000	12,000,000	5,500,000				29,600,000
CBTF Recommended	1,500,000	10,600,000	12,000,000	5,500,000				29,600,000
Board Approved Final	1,500,000	10,600,000	12,000,000	5,500,000				29,600,000

Project Name: 1007211 Government Center Court Relocations from FJC
Major Program: Operations
Department: Facility Services

Funding Start: 2020
Funding Completion: 2025

Summary:

This project will renovate approximately 63,500 SF into Family Court space on four floors of the Hennepin County Government Center's Courts Tower, located at 300 S. Sixth Street in downtown Minneapolis.

Purpose & Description:

In 2018, the county acquired the Thrivent Building (625 Building) which is located 1 block to the east of the Government Center and is connected via the downtown skyway system. This strategic acquisition serves to meet identified space needs of the County, provides for the consolidation and service efficiencies of court functions in the Government Center by relocating Family Court functions from the 66-year-old Family Justice Center (FJC). This would allow FJC to be vacated and declared surplus.

A 20-year District Court Master Plan was completed in the summer of 2019. This master plan focused on identifying caseload trends and population projections along with operational, staffing and facility needs. Key to this master plan was the identification of critical, functional adjacencies required for the Family Courts to be relocated from the Family Justice Center to the Government Center. These functional adjacencies and short-term needs were then incorporated into the updated Downtown Campus Master Plan recommendations.

The purpose of this project is to renovate existing office space on the upper floors of the Government Center's (HCGC) Courts Tower into court space to accommodate relocated programs from the Family Justice Center based on guidance from a Downtown Campus Master Plan and a District Court Facility Master Planning Study. Due to the Covid-19 pandemic, this project was put on-hold. During this time, the county has been updating the previously developed master plan and revising future workplace strategies to better align with service delivery efficiencies realized during pandemic's remote work of most county functions.

In association with the 625 Building acquisition, the development of a Downtown Campus provides an opportunity to invest smarter, end leases, renovate and maintain fewer buildings, align adjacent government services between the City of Minneapolis, District Court and Hennepin County, bringing downtown services closer together for residents and connect downtown staff. Based on the recommendations of the updated Downtown Campus Master Plan, approx. 63,500 SF on Floors C-19 through C-23 will be renovated for Family Court/General Court courtrooms/chambers. Current occupants of these floors, the County Attorney and Community Corrections will be relocated to floors in the Government Center's Administrative Tower as part of another capital project.



REVENUE	Budget To-Date	12/31/22 Act & Enc	Balance	2023	2024	2025	2026	2027	Future	Total
Bonds - GO	500,000	6,210	493,790	1,000,000	13,000,000	5,500,000				20,000,000
Total	500,000	6,210	493,790	1,000,000	13,000,000	5,500,000				20,000,000

EXPENSE	Budget To-Date	12/31/22 Act & Enc	Balance	2023	2024	2025	2026	2027	Future	Total
Consulting		24,900	(24,900)	1,000,000						1,000,000
Contingency	500,000		500,000		13,000,000	5,500,000				19,000,000
Total	500,000	24,900	475,100	1,000,000	13,000,000	5,500,000				20,000,000

Project Name: 1007211 Government Center Court Relocations from FJC	Funding Start: 2020
Major Program: Operations	Funding Completion: 2025
Department: Facility Services	

Current Year's CIP Process Summary	Budget To-Date	2023	2024	2025	2026	2027	Future	Total
Department Requested	500,000	1,000,000	13,000,000	5,500,000				20,000,000
Administrator Proposed	500,000	1,000,000	13,000,000	5,500,000				20,000,000
CBTF Recommended	500,000	1,000,000	13,000,000	5,500,000				20,000,000
Board Approved Final	500,000	1,000,000	13,000,000	5,500,000				20,000,000

Scheduling Milestones (major phases only):

Phase 1 (3 New Family Court Floors C-20, C-21 & C-22):

- Design: 2023-2024
- Construction: 2024-Early 2025
- Occupancy: Late 2025

Phase 2 (1 New Family Court Floor C-23 / Repurposing of C-19):

- Design: 2023-2024
- Construction: 2025
- Occupancy: Late 2025

Board Resolutions / Supplemental Information:

On September 26, 2017, the County Board authorized the acquisition of Thrivent Building, building located at 625 4th Avenue South in the City of Minneapolis (BAR 17-0346). The acquisition closed on August 22, 2018 and the county took occupancy of the building on July 1, 2020.

Hennepin County hosts the State of Minnesota's largest judicial district (4th) in 4 downtown facilities (Government Center, Family Justice Center, Juvenile Justice Center and the Public Safety Facility) and 2 suburban locations (Brookdale and Ridgedale) with the majority of space residing in the Government Center. Courts operational modifications due to lessons learned from the pandemic will be considered as relocation plans proceed in 2022.

The construction of relocated office space to accommodate the relocation of Family Court programs from the Family Justice Center are part of another capital project, titled the Government Center Office Remodeling, capital project number 1007210.

Project's Effect on County Priorities and the Operating Budget:

County Priorities: Sustainable design elements to be incorporated to align with County's Climate Action Plan. Small business and minority hiring goals for consultants and contractors to align with County's priority to reduce disparities.

Operating Budget: Adopting the new Hybrid workplace model reduces the need for office space real estate which will lead to the sale of the Family Justice Center as the departments in this building will be relocated to the Government Center.

Changes from Prior CIP:

The 2023 estimate has increased by \$3,500,000 over the 2022-2026 budget as the construction schedule has been pushed back due to Covid-19 which has impacted the implementation of the County's downtown campus master plan. Additionally, unprecedented inflation rates have been taken into consideration and included in this cost estimate as prices for goods and services continue to rise due to labor shortages, rising fuel costs and material availability.

Last Year's CIP Process Summary	Budget To-Date	2022	2023	2024	2025	2026	Future	Total
Department Requested	500,000		6,500,000	9,500,000				16,500,000
Administrator Proposed	500,000		6,500,000	9,500,000				16,500,000
CBTF Recommended	500,000		6,500,000	9,500,000				16,500,000
Board Approved Final	500,000		6,500,000	9,500,000				16,500,000

Project Name: 1007390 HSB Clinic & Office Remodeling
Major Program: Operations
Department: Facility Services

Funding Start: 2021
Funding Completion:

Summary:

This project will remodel floors in the Health Services Building to allow Hennepin Health's office to relocate from leased space at the Grain Exchange Building along with other changes of building occupancy.


Purpose & Description:

In 2018, the county acquired the Thrivent Building (625 Building) which is located 1 block to the east of the Government Center and is connected via the downtown skyway system. In association with the acquisition of the 625 Building, the development of a Downtown Campus provides an opportunity to invest smarter, end leases in some buildings, renovate and maintain fewer buildings, align adjacent government services between the City of Minneapolis, District Court and Hennepin County, bringing downtown services closer together for residents and connect downtown staff.

The purpose of this project is to renovate space in the Health Services Building (HSB), located at 525 Portland Ave. S in downtown Minneapolis based on recommendations from the Downtown Campus Master Plan. Due to the Covid-19 pandemic, this project was put on-hold. During this time, the county has been updating the previously developed master plan and revising future workplace strategies to better align with service delivery efficiencies realized during pandemic's remote work of most county functions.

During 2022, this project provided funding for the relocation of the Hennepin Health's offices in the nearby, leased, Grain Exchange Building to the 8th floor of HSB in order allow the county to save leasing costs. The Adult Representation Services (ARS) department expanded onto the full floor of HSB-10 after the Public Defender relocated from its half of HSB-10 to available space adjacent to their 4 floors at the 701 Building. In addition, due to program growth, this project funded expansion of ARS space onto half of HSB-9 due to Human Services vacating this floor.

Planned relocations to the Health Services Building were completed using funds appropriated in 2021 and 2022. No additional funds for remodeling will be needed as part of this capital project.



REVENUE	Budget To-Date	12/31/22 Act & Enc	Balance	2023	2024	2025	2026	2027	Future	Total
Property Tax		500	(500)							
Bonds - GO	3,450,000	2,013,365	1,436,635							3,450,000
Total	3,450,000	2,013,865	1,436,135							3,450,000
EXPENSE	Budget To-Date	12/31/22 Act & Enc	Balance	2023	2024	2025	2026	2027	Future	Total
Construction	1,500,000	1,592,376	(92,376)							1,500,000
Consulting	850,000	346,314	503,686							850,000
Equipment		64,464	(64,464)							
Furnishings	750,000	419,424	330,576							750,000
Contingency	350,000		350,000							350,000
Total	3,450,000	2,422,578	1,027,422							3,450,000

Project Name: 1007390 HSB Clinic & Office Remodeling	Funding Start: 2021
Major Program: Operations	Funding Completion:
Department: Facility Services	

Current Year's CIP Process Summary	Budget To-Date	2023	2024	2025	2026	2027	Future	Total
Department Requested	3,450,000							3,450,000
Administrator Proposed	3,450,000							3,450,000
CBTF Recommended	3,450,000							3,450,000
Board Approved Final	3,450,000							3,450,000

Scheduling Milestones (major phases only):

Updates:

- Hennepin Health relocation from leased space at the Grain Exchange to HSB-8 - Completed early 2022
- Adult Representation Services (ARS) remodeling and expansion on HSB-9 & 10 - To be complete in late 2022

Board Resolutions / Supplemental Information:

On September 26, 2017, the County Board authorized the acquisition of Thrivent Building, building located at 625 4th Avenue South in the City of Minneapolis (BAR 17-0346). The acquisition closed on August 22, 2018 and the county took occupancy of the building on July 1, 2020.

Project's Effect on County Priorities and the Operating Budget:

County Priorities: Sustainable design elements to be incorporated to align with County's Climate Action Plan. Small business and minority hiring goals for consultants and contractors to align with County's priority to reduce disparities.

Operating Budget: This project supports the County's new Hybrid workplace model that reduces the need for office space real estate. This project allows the County to terminate its lease at the Grain Exchange in Downtown Minneapolis, saving \$405,000/year in lease costs.

Resolution 20-0354R1 (12/15/2020):
 #9. That 1008339 Mental Health Clinic Relocation be identified as a new capital project in the 2021 Capital Budget with \$3,500,000 in bond funding to convert approximately 10,000 square feet at the South Minneapolis Human Service Center into a new location for the Hennepin County Mental Health Clinic and that the five year capital plan for project 1007390 HSB Clinic and Office Remodeling be reduced by \$3,500,000 in 2023...

Changes from Prior CIP:

This project has been reduced by \$2 million as the Mental Clinic Relocation, which was originally planned to be relocated to the Health Services Building using this project, was relocated to the County's South Minneapolis Human Services Center (off of Lake & Hiawatha) using funds from a different capital project.

Last Year's CIP Process Summary	Budget To-Date	2022	2023	2024	2025	2026	Future	Total
Department Requested	350,000	3,100,000	2,000,000					5,450,000
Administrator Proposed	350,000	3,100,000	2,000,000					5,450,000
CBTF Recommended	350,000	3,100,000	2,000,000					5,450,000
Board Approved Final	350,000	3,100,000	2,000,000					5,450,000

Project Name: 1006402 General Office Space & Furniture Mods. 2021-2025
Major Program: Operations
Department: Facility Services

Funding Start: 2021
Funding Completion: 2023

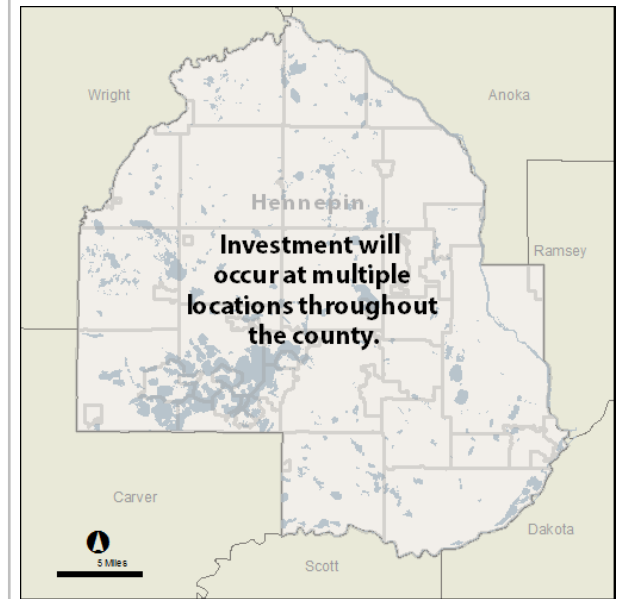
Summary:

This project will fund general office space modifications as well as consulting for planning services in County buildings, including tenant improvements in non-County facilities (leased spaces).

Purpose & Description:

One of the ongoing efforts of Facility Services is to monitor office space utilization for efficiency and appropriateness of layout in support of various County programs. A new hybrid workplace strategy, namely Future Ready Hennepin / Future of Work, has been implemented for most county office functions which includes open, unassigned, activity-based work settings. This project serves to prepare county facilities for return to the hybrid office workplace settings after the Covid-19 pandemic subsidies. This workplace strategy identifies new worker profiles consisting of on-site, hybrid and remote for the purpose of sharing and collaborating in spaces while employees are in the office in turn requiring less office space for county functions. In preparation for return to work, a variety of hybrid base work environments will be created (Collaborative Workforce Centers along with shared county spaces) in various downtown and suburban locations.

As opportunities for improvement become known, space reconfigurations become important tools in taking advantage of the opportunities. Other situations that could arise involve customer area furniture replacement due to excessive wear and tear and employee furniture replacement to resolve ergonomic problems and avoid injuries. Since these situations often develop rapidly, there is a need to have immediate funding available for planning and programming, design, construction work and furniture acquisition. Availability of funds will allow for previously unidentified but critical space reconfigurations to be implemented in a timely fashion. Typical modifications might include layout changes of private offices, open workstations, conference rooms, and support spaces, along with related changes required for the HVAC, fire protection, building security, lighting and voice/data/power cabling systems and purchase of new furniture where required. The scope of work also includes purchase and installation of furniture in spaces used by customers and staff.



REVENUE	Budget To-Date	12/31/22 Act & Enc	Balance	2023	2024	2025	2026	2027	Future	Total
Bonds - GO	7,000,000	1,402,047	5,597,953	2,000,000						9,000,000
Total	7,000,000	1,402,047	5,597,953	2,000,000						9,000,000
EXPENSE	Budget To-Date	12/31/22 Act & Enc	Balance	2023	2024	2025	2026	2027	Future	Total
Construction	5,600,000	998,397	4,601,603	1,800,000						7,400,000
Consulting	700,000	106,166	593,834	100,000						800,000
Equipment		272,364	(272,364)							
Furnishings		323,131	(323,131)							
Other Costs		11,797	(11,797)							
Contingency	700,000		700,000	100,000						800,000
Total	7,000,000	1,711,855	5,288,145	2,000,000						9,000,000

Project Name: 1006402 General Office Space & Furniture Mods. 2021-2025	Funding Start: 2021
Major Program: Operations	Funding Completion: 2023
Department: Facility Services	

Current Year's CIP Process Summary	Budget To-Date	2023	2024	2025	2026	2027	Future	Total
Department Requested	7,000,000	2,000,000						9,000,000
Administrator Proposed	7,000,000	2,000,000						9,000,000
CBTF Recommended	7,000,000	2,000,000						9,000,000
Board Approved Final	7,000,000	2,000,000						9,000,000

Scheduling Milestones (major phases only):

Board Resolutions / Supplemental Information:

This project has and will be utilized by County Administration for office remodeling, as COVID-19 work from home experience has led to several service delivery modifications and the establishment of a new Hybrid workplace model.

Work effort completed or underway in 2021/2022:

Project's Effect on County Priorities and the Operating Budget:

County Priorities: Sustainable design elements to be incorporated to align with County's Climate Action Plan. Small business and minority hiring goals for consultants and contractors to align with County's priority to reduce disparities.

Operating Budget: Adopting the new Hybrid workplace model reduces the need for office space real estate which will lead to the sale or re-purposing of the 701 Building as the departments in this building will be relocated to the 625 Building.

1. Employee Collaboration Workforce Centers at the Government Center's A-18 and at the Ridgedale Regional Center.
2. Modifications to Human Services Service Centers to allow hybrid workers access to shared county spaces.
3. Human Services / DOCCR - various program / space accommodations due to cancellations of several leased locations.
4. 625 Building 16th floor conferencing center.
5. Health Services Building (HSB) Hennepin Health relocation from downtown lease.
6. HSB 9th Floor Adult Representation Services expansion.

Changes from Prior CIP:

The 2023 estimate has increased by \$1,000,000 over the 2022-2026 budget to continue to have funding available to respond to changing workplace environments that support the County's Future Ready Hennepin / Future of Work workplace strategy and other departmental service delivery changes.

Workplan for 2023 & Beyond:

1. Various, minor office space modifications to address return to work/hybrid work environments along with specific department service delivery changes.

Last Year's CIP Process Summary	Budget To-Date	2022	2023	2024	2025	2026	Future	Total
Department Requested	5,000,000	2,000,000	1,000,000					8,000,000
Administrator Proposed	5,000,000	2,000,000	1,000,000					8,000,000
CBTF Recommended	5,000,000	2,000,000	1,000,000					8,000,000
Board Approved Final	5,000,000	2,000,000	1,000,000					8,000,000

Project Name: 1006400 701 Building Facility Preservation 2021-2025
Major Program: Operations
Department: Facility Services

Funding Start: 2021
Funding Completion: 2025

Summary:

This project provides the basis for implementing an annual, on-going facility preservation project for the 701 Building, located at 701 4th Avenue S in Minneapolis, Minnesota. The project is intended to carry out major building system and infrastructure repairs, replacements and upgrades as necessary to ensure the long term viability of the County's real property assets.

Purpose & Description:

This project provides the basis for implementing an annual, on-going facility preservation program at the 701 Building, which is intended to carry out major building system and infrastructure repairs, replacements and upgrades as necessary to ensure the long term viability of the building. Typically, these projects are technically complex, may involve meeting code requirements, and are larger in scale and cost.

This project request is solely for the 701 Building mainly because accounting measures need to be kept separate from other County facilities covered by other preservation programs. This project request is based on information learned during a due diligence investigation prior to purchase of the facility in 2011, as well as operational experience gained since purchase. Additional information is continually learned about the facility through experience and staff observations enabling Facility Services to refine the five-year expense projection for this facility each year.

The County's pre-purchase review revealed that the building has been well maintained and is in good condition, but it is over 35-years old and replacements of infrastructure equipment and systems are to be expected. This project is requesting funds for: restroom renovations and ADA Upgrades, building automation replacement, lighting and lighting control modifications, HVAC work, lobby refurbishments and roof replacements.



REVENUE	Budget To-Date	12/31/22 Act & Enc	Balance	2023	2024	2025	2026	2027	Future	Total
Bonds - GO					600,000	600,000				1,200,000
Lease Revenues	1,300,000	1,300,000								1,300,000
Total	1,300,000	1,300,000			600,000	600,000				2,500,000

EXPENSE	Budget To-Date	12/31/22 Act & Enc	Balance	2023	2024	2025	2026	2027	Future	Total
Construction	1,100,000		1,100,000		500,000	500,000				2,100,000
Consulting	125,000		125,000		75,000	75,000				275,000
Contingency	75,000		75,000		25,000	25,000				125,000
Total	1,300,000		1,300,000		600,000	600,000				2,500,000

Project Name: 1006400 701 Building Facility Preservation 2021-2025	Funding Start: 2021
Major Program: Operations	Funding Completion: 2025
Department: Facility Services	

Current Year's CIP Process Summary	Budget To-Date	2023	2024	2025	2026	2027	Future	Total
Department Requested	1,300,000		600,000	600,000				2,500,000
Administrator Proposed	1,300,000		600,000	600,000				2,500,000
CBTF Recommended	1,300,000		600,000	600,000				2,500,000
Board Approved Final	1,300,000		600,000	600,000				2,500,000

Scheduling Milestones (major phases only):

This project is a collection of smaller infrastructure efforts that are going on at various times throughout the life of this project.

2022 Workplan includes (\$1,920,000):

- Energy Management Study (\$130,000)
- ADA Restroom Accessibility Updates (\$200,000)
- Building Envelope Study (\$60,000)
- Lighting Efficiency Modifications & Controls (\$350,000)
- Building Automation System Improvements (\$400,000)
- Buss torquing (\$20,000)
- Transformer Replacements (\$25,000)
- Replace Seals, Valve Replacement for Expansion Tanks (\$25,000)

Project's Effect on County Priorities and the Operating Budget:

County Priorities: Sustainable design elements to be incorporated to align with County's Climate Action Plan. Small business and minority hiring goals for consultants and contractors to align with County's priority to reduce disparities.

Operating Budget: This project will reduce expenditures for unplanned or emergency repairs as building infrastructure items will be repaired, replaced or upgraded before major issues arise. Reductions to future operational repair expenses are expected.

Changes from Prior CIP:

The 2023 estimate has decreased by \$600,000 from the 2022-2026 budget as this project and its predecessor have a large unspent balance of prior appropriations as projects have been delayed due to Covid-19, staffing shortages and supply chain issues.

Board Resolutions / Supplemental Information:

Planned work for 2023 (\$575,000):

- Transformer Replacements (\$25,000)
- ADA Accessibility Updates (\$350,000)
- Electrical component replacements (\$200,000)

Planned Work for 2024-2027:

- 2024 (\$ 400,000): Architectural (\$45k), Life Safety (\$60k), Electrical (\$32k), Mechanical (\$195k)
- 2025 (\$ 400,000): Architectural (\$130k), Electrical (\$32k)
- 2026 (\$1,800,000): Electrical (\$58k), Mechanical (\$33k), Roofing (\$1.65m)

This project is preceded by the following capital project:

- 701 Building Facility Preservation 2016-2020 (1002159)
- Funded Budget: \$6,900,000
- Expenditures & Encumbrances: \$5,164,000
- Balance as of 12/31/2022: \$1,736,000

Notes:

- * This project will be coordinated with another capital project, 701 Building Façade Restoration (1005285)
- * Due to the effects of COVID-19 on Preservation operations in 2020 & 2021, some projects originally scheduled during that period will be completed during 2022 & 2023.

Last Year's CIP Process Summary	Budget To-Date	2022	2023	2024	2025	2026	Future	Total
Department Requested	700,000	750,000	750,000	750,000	750,000			3,700,000
Administrator Proposed	700,000	600,000	600,000	600,000	600,000			3,100,000
CBTF Recommended	700,000	600,000	600,000	600,000	600,000			3,100,000
Board Approved Final	700,000	600,000	600,000	600,000	600,000			3,100,000

Project Name: 1005285 701 Building Facade Restoration
Major Program: Operations
Department: Facility Services

Funding Start: 2024
Funding Completion: 2024

Summary:

The façade is currently showing de-bonding of the finish paint on the aluminum trim and glazing mullions. This project request is being kept separate from the current 701 Building Facility Preservation 2016-2020 (#1002159) due to the level of cost, and the visibility and complexity of work involved. This project request is based on information learned during a recent investigation into the cause and extent of the de-bonding by forensic consultants from Encompass, Inc.

Purpose & Description:

This project, located at the 701 Building at 701 4th Avenue S in Minneapolis, Minnesota will provide for restoration of the aluminum trim and curtainwall system finishes. Restoration prevents further delamination of the paint finish, prevents corrosion of the base aluminum trim components and allows spot replacements of glazing gaskets and mullion seals preventing moisture intrusion into the curtainwall system and the building's interior.

The County's pre-purchase review revealed that the building had been well maintained and is in overall good condition, but it is thirty-five years old, and replacements of infrastructure equipment and systems are to be expected. This work is in addition to elevator refurbishments, mechanical equipment replacements, a fire alarm system replacement, roofing replacements (smaller terrace roofs), HVAC control work and other mechanical upgrades that were expected and are being completed at this facility.



REVENUE	Budget To-Date	12/31/22 Act & Enc	Balance	2023	2024	2025	2026	2027	Future	Total
Bonds - GO					3,000,000					3,000,000
Total					3,000,000					3,000,000
EXPENSE	Budget To-Date	12/31/22 Act & Enc	Balance	2023	2024	2025	2026	2027	Future	Total
Contingency					3,000,000					3,000,000
Total					3,000,000					3,000,000

Project Name: 1005285 701 Building Facade Restoration	Funding Start: 2024
Major Program: Operations	Funding Completion: 2024
Department: Facility Services	

Current Year's CIP Process Summary	Budget To-Date	2023	2024	2025	2026	2027	Future	Total
Department Requested			3,000,000					3,000,000
Administrator Proposed			3,000,000					3,000,000
CBTF Recommended			3,000,000					3,000,000
Board Approved Final			3,000,000					3,000,000

Scheduling Milestones (major phases only):
 Scoping: 2017
 Design: 2023
 Procurement: 2023
 Construction: 2023-2024
 Completion: 2023-2024

Project's Effect on County Priorities and the Operating Budget:
County Priorities: Sustainable design elements to be incorporated to align with County's Climate Action Plan. Small business and minority hiring goals for consultants and contractors to align with County's priority to reduce disparities.
Operating Budget: This project will reduce expenditures that are currently directed at on-going maintenance for an exterior that is life-cycled. Additional/new insulation and sealants should reduce energy costs for the facility.

Changes from Prior CIP:
 No changes.

Board Resolutions / Supplemental Information:
 The building is connected to the Minneapolis skyway system and includes a skyway level conference center and retail space. The main floor contains a fitness center and Hennepin County's Be Well Clinic. Built as a slab on grade structure without a basement, the building has a small paved plaza on the corner of 7th St and 4th Ave S.
 Options considered, with estimated construction costs:

- Rehab of only the mullions and trim components showing distress \$750,000
- Refinishing all mullions and trim components \$2,500,000
- Replacement of mullions and glazing seals, repaint other trim components \$2,800,000 - \$3,000,000

This request would cover a combination of the second and third options, refinishing all aluminum components and replacing glazing seals where needed and includes consulting costs. The first option does not prevent further problems in the future and presents the issue of matching paint colors.

Last Year's CIP Process Summary	Budget To-Date	2022	2023	2024	2025	2026	Future	Total
Department Requested			3,000,000					3,000,000
Administrator Proposed			3,000,000					3,000,000
CBTF Recommended			3,000,000					3,000,000
Board Approved Final			3,000,000					3,000,000

Project Name: 1006401 Accessibility Modifications 2021-2025
Major Program: Operations
Department: Facility Services

Funding Start: 2021
Funding Completion: 2025

Summary:

This funding source is for facility projects that address needs throughout all Hennepin County buildings as identified by the Accessibility program.

Purpose & Description:

Hennepin County is responsible for ensuring that its facilities are accessible to persons with disabilities. The American with Disabilities ACT (ADA) addresses handicap accessibility via legislation at the Federal level. The State of Minnesota Accessibility Code has many similarities to the ADA and addresses issues at the state level, both with goals to reduce participation disparities experienced by people with disabilities. The ADA legislation requires Hennepin County to improve access to the workplace for employees and facilities for persons seeking services. Over the past several years a number of accessibility issues have been identified at the various County facilities requiring modifications. There is a need for funding to address accessibility issues and ensure "equal opportunity" for people with disabilities.

This funding source will provide the opportunity to address issues identified by the accessibility program in a timely and responsible manner. One tool involves facility reviews starting in 2014, approximately 50 owned and/or lease locations have been reviewed and issues detailed and classified. At the current pace, all owned and leased facilities will be reviewed by 2024. Facility Services and/or County staff can identify accessibility issues this funding will allow those issues to be addressed. Finally, there is a need for accommodations to address unanticipated issues raised by employees and the public. Funding is required on a yearly basis contingent upon depletion of the previous year's funding.



REVENUE	Budget To-Date	12/31/22 Act & Enc	Balance	2023	2024	2025	2026	2027	Future	Total
Bonds - GO	500,000	7,540	492,460		250,000	250,000				1,000,000
Total	500,000	7,540	492,460		250,000	250,000				1,000,000
EXPENSE	Budget To-Date	12/31/22 Act & Enc	Balance	2023	2024	2025	2026	2027	Future	Total
Construction	390,000	54,979	335,021		195,000	195,000				780,000
Consulting	60,000	4,000	56,000		30,000	30,000				120,000
Equipment		7,834	(7,834)							
Furnishings		300	(300)							
Contingency	50,000		50,000		25,000	25,000				100,000
Total	500,000	67,113	432,887		250,000	250,000				1,000,000

Project Name: 1006401 Accessibility Modifications 2021-2025	Funding Start: 2021
Major Program: Operations	Funding Completion: 2025
Department: Facility Services	

Current Year's CIP Process Summary	Budget To-Date	2023	2024	2025	2026	2027	Future	Total
Department Requested	500,000		250,000	250,000				1,000,000
Administrator Proposed	500,000		250,000	250,000				1,000,000
CBTF Recommended	500,000		250,000	250,000				1,000,000
Board Approved Final	500,000		250,000	250,000				1,000,000

Scheduling Milestones (major phases only):

Board Resolutions / Supplemental Information:

The intent of this project is to address accessibility issues as identified through site reviews for compliance with applicable state and federal, codes, laws and design guidelines pertaining to accessibility for persons with disabilities, complaints or as requested by specific individuals as a reasonable accommodation.

Examples of work would include:

Project's Effect on County Priorities and the Operating Budget:

County Priorities: Sustainable design elements to be incorporated to align with County's Climate Action Plan. Small business and minority hiring goals for consultants and contractors to align with County's priority to reduce disparities.

Operating Budget: Increases to program's operating budget may need to cover some accessibility

- consulting fees for site reviews to identify areas of improvement
- modifications to provide compliant accessible routes of egress and parking
- toilet room modifications
- employee specific assistive listening modifications
- power-assisted door openers to meet employee-specific needs identified by MN Certified Accessibility Specialists, physicians or other qualified health/ergonomic experts.

Changes from Prior CIP:

The 2023 estimate has decreased by \$250,000 from the 2022-2026 budget as a large unspent balance of prior appropriations still remains in this project.

Work is prioritized by reasonable accommodations, complaints and issues identified during site reviews. Facility Services will first target owned facilities with an emphasis on Priority 1 and 2 items as well as parking, routes of egress, restrooms, signage and electronic door assists.

In 2018, County Administration has made a commitment to disparity reduction for its residents. Capital funding through this project will help address needs for persons with disabilities seek services they need by helping eliminate barriers.

Last Year's CIP Process Summary	Budget To-Date	2022	2023	2024	2025	2026	Future	Total
Department Requested	250,000	250,000	250,000	250,000	250,000			1,250,000
Administrator Proposed	250,000	250,000	250,000	250,000	250,000			1,250,000
CBTF Recommended	250,000	250,000	250,000	250,000	250,000			1,250,000
Board Approved Final	250,000	250,000	250,000	250,000	250,000			1,250,000

Project Name: 1006554 County-wide Lactation Room Refurbishments
Major Program: Operations
Department: Facility Services

Funding Start: 2019
Funding Completion: 2026

Summary:

This project will provide lactation rooms in buildings that don't have enough rooms to meet the Hennepin County guidelines set forth by Human Resources. This project will also refurbish existing lactation rooms located throughout the county to make them more consistent in appearance and functionality.

Purpose & Description:

Hennepin County Facility Services operates and manages over 109 owned and leased facilities that encompass over 6.9 million square feet. Within that space the county currently has thirty-three (33) lactation rooms in use. A lactation room is a secure, private space where a nursing mother can use a breast pump. The current condition of these lactation rooms varies widely in the condition and functionality of the space.

This project will systematically refurbish existing lactation rooms to make them more consistent in appearance and functionality, the rooms will be more uniform in design that complies with federal law. If possible, they will include a sink, and a work surface as space allows. This project will also add lactation rooms throughout the county as needed.



REVENUE	Budget To-Date	12/31/22 Act & Enc	Balance	2023	2024	2025	2026	2027	Future	Total
Bonds - GO	270,000	108,764	161,236	125,000	125,000	125,000	125,000			770,000
Total	270,000	108,764	161,236	125,000	125,000	125,000	125,000			770,000
EXPENSE	Budget To-Date	12/31/22 Act & Enc	Balance	2023	2024	2025	2026	2027	Future	Total
Construction	223,000	105,043	117,957	117,000	117,000	117,000	117,000			691,000
Furnishings	34,000	3,064	30,936							34,000
Other Costs		657	(657)							
Contingency	13,000		13,000	8,000	8,000	8,000	8,000			45,000
Total	270,000	108,764	161,236	125,000	125,000	125,000	125,000			770,000

Project Name: 1006554 County-wide Lactation Room Refurbishments	Funding Start: 2019
Major Program: Operations	Funding Completion: 2026
Department: Facility Services	

Current Year's CIP Process Summary	Budget To-Date	2023	2024	2025	2026	2027	Future	Total
Department Requested	270,000	125,000	125,000	125,000	125,000			770,000
Administrator Proposed	270,000	125,000	125,000	125,000	125,000			770,000
CBTF Recommended	270,000	125,000	125,000	125,000	125,000			770,000
Board Approved Final	270,000	125,000	125,000	125,000	125,000			770,000

Scheduling Milestones (major phases only):

Project's Effect on County Priorities and the Operating Budget:

County Priorities: Sustainable design elements to be incorporated to align with County's Climate Action Plan. Small business and minority hiring goals for consultants and contractors to align with County's priority to reduce disparities.

Operating Budget: Staff anticipates that this project will have minor impacts to the annual operating costs.

Changes from Prior CIP:

The 2023 estimate has increased by \$220,000 over the 2022-2026 budget as the number of locations has been increased. Additionally, unprecedented inflation rates have been taken into consideration and included in this cost estimate as prices for goods and services continue to rise due to labor shortages, rising fuel costs and material availability.

Board Resolutions / Supplemental Information:

The average cost for a lactation room ranges from \$10,000 for a light upgrade to \$35,000 a newly created room.

Following rooms will be given priority for renovation in 2023 and 2024:

- Ridgedale 127A
- Brookdale 615
- 701 Building 1445
- HCGC A0816
- HCGC A692A
- HSB L30

Additionally, the budget allows the following scope as needed in 2022:

- Create 4 new lactation rooms at Northpoint (\$100,000)
- Create 2 new rooms
- renovate 1 existing room
- renovate 2 existing rooms with minor renovation

For 2023 & 2024 the budget allows the following scope as needed:

- Create 2 new rooms
- Renovate 2 existing rooms

Note: The Downtown Campus Master Plan projects will create/modify additional location rooms as part of its remodeling scope.

Last Year's CIP Process Summary	Budget To-Date	2022	2023	2024	2025	2026	Future	Total
Department Requested	270,000		140,000	140,000				550,000
Administrator Proposed	270,000		140,000	140,000				550,000
CBTF Recommended	270,000		140,000	140,000				550,000
Board Approved Final	270,000		140,000	140,000				550,000

Project Name: 1007468 Countywide All Gender Restroom Modifications
Major Program: Operations
Department: Facility Services

Funding Start: 2020
Funding Completion: 2024

Summary:

This project will refurbish or create new all-gender (unisex) restrooms located throughout county facilities to accommodate public and staff needs.

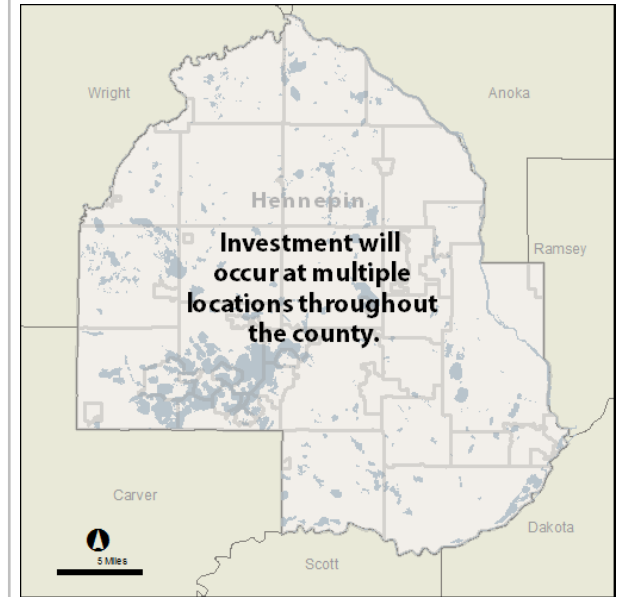
Purpose & Description:

Hennepin County Facility Services operates and manages over 130 owned and leased facilities that encompass over 6.4 million square feet. Within that space the county maintains over 270 men's and women's public restrooms each, as well as nearly 200 unisex restrooms for public use.

In order to align with the County's Overarching goals of providing facilities which promote access to a clean environment, reinforce a safe environment, promote self-reliance, assure equal protection under the law and promote mobility, Hennepin County will be creating all-gender restrooms. There are both residents and staff who may find it uncomfortable to use a designated men's or women's restrooms for many reasons;

- People who do not identify their gender as male or female or who may not identify with either gender,
- Parents/caregivers whose children are a different gender from them, and,
- People with caregivers or personal attendants who are a different gender from them

An all-gender restroom, or unisex restroom, is a secure, private restroom with one toilet and a sink. Many of the county's current unisex restrooms have been installed in an ad hoc manner, resulting in inconsistencies and creating gaps in responding to this growing need. This project will organize and systematically remodel current restrooms and/or create all new all-gender restrooms to make them inclusive for public and staff use.



REVENUE	Budget To-Date	12/31/22 Act & Enc	Balance	2023	2024	2025	2026	2027	Future	Total
Bonds - GO	250,000	8,303	241,697	250,000	250,000					750,000
Total	250,000	8,303	241,697	250,000	250,000					750,000
EXPENSE	Budget To-Date	12/31/22 Act & Enc	Balance	2023	2024	2025	2026	2027	Future	Total
Construction		23,262	(23,262)							
Consulting		4,190	(4,190)							
Equipment		1,000	(1,000)							
Contingency	250,000		250,000	250,000	250,000					750,000
Total	250,000	28,452	221,548	250,000	250,000					750,000

Project Name: 1007468 Countywide All Gender Restroom Modifications	Funding Start: 2020
Major Program: Operations	Funding Completion: 2024
Department: Facility Services	

Current Year's CIP Process Summary	Budget To-Date	2023	2024	2025	2026	2027	Future	Total
Department Requested	250,000	250,000	250,000					750,000
Administrator Proposed	250,000	250,000	250,000					750,000
CBTF Recommended	250,000	250,000	250,000					750,000
Board Approved Final	250,000	250,000	250,000					750,000

Scheduling Milestones (major phases only):

Project's Effect on County Priorities and the Operating Budget:

County Priorities: Sustainable design elements to be incorporated to align with County's Climate Action Plan. Small business and minority hiring goals for consultants and contractors to align with County's priority to reduce disparities.

Operating Budget: Staff anticipates that this project will have minor impacts to the annual operating costs

Changes from Prior CIP:

No changes.

Board Resolutions / Supplemental Information:

This budget is a placeholder estimate, a more detailed assessment will be completed in the fall of 2022 which will outline an approach for future work for this project.

Last Year's CIP Process Summary	Budget To-Date	2022	2023	2024	2025	2026	Future	Total
Department Requested	250,000		250,000	250,000				750,000
Administrator Proposed	250,000		250,000	250,000				750,000
CBTF Recommended	250,000		250,000	250,000				750,000
Board Approved Final	250,000		250,000	250,000				750,000

Project Name: 1006399 Carpet Replacement Program 2021-2025
Major Program: Operations
Department: Facility Services

Funding Start: 2021
Funding Completion: 2025

Summary:

This project provides for cyclical carpet replacement in various County buildings.

Purpose & Description:

When new buildings are constructed, or major remodeling takes place in existing buildings, carpet is always funded through the capital project. Replacement carpet, however, with a projected life of close to 15 years based on normal use, should be considered a capital expenditure. While carpet is an essential part of a building's infrastructure and the occupants' expectations for good, clean carpeting remain constant, funding for replacement through the maintenance budget is impossible to secure in the face of competition from the County's numerous core programmatic needs.

Use of carpet tile has provided for a more flexible, expedient and cost-effective solution for management of floor coverings in County buildings. Facility Services has already witnessed firsthand that carpet tiles have exceeded the Building Owners and Managers Association (BOMA) recommended 7-10 year cycle for broadloom carpet and that carpet tile may exceed their own anticipated 15-year life span.

With broadloom carpet, replacement was dictated by wear in high-traffic areas rather than when the overall carpet was worn. With the use of carpet tiles, targeted areas can be replaced without having to replace an entire room or floor. Carpet tiles in construction areas have been "lifted", cleaned, and reinstalled after construction in those areas eliminating the need to replace carpeting that may not have reached end of life. In addition, carpet tiles give users the ability to replace carpet without major relocation of staff, resulting in cost savings and less disruption to staff during replacement.



REVENUE	Budget To-Date	12/31/22 Act & Enc	Balance	2023	2024	2025	2026	2027	Future	Total
Bonds - GO	650,000	1,088	648,912	600,000	400,000	550,000				2,200,000
Total	650,000	1,088	648,912	600,000	400,000	550,000				2,200,000
EXPENSE	Budget To-Date	12/31/22 Act & Enc	Balance	2023	2024	2025	2026	2027	Future	Total
Construction	650,000	420,037	229,963	600,000	400,000	550,000				2,200,000
Other Costs		724	(724)							
Total	650,000	420,760	229,240	600,000	400,000	550,000				2,200,000

Project Name: 1006399 Carpet Replacement Program 2021-2025	Funding Start: 2021
Major Program: Operations	Funding Completion: 2025
Department: Facility Services	

Current Year's CIP Process Summary	Budget To-Date	2023	2024	2025	2026	2027	Future	Total
Department Requested	650,000	600,000	400,000	550,000				2,200,000
Administrator Proposed	650,000	600,000	400,000	550,000				2,200,000
CBTF Recommended	650,000	600,000	400,000	550,000				2,200,000
Board Approved Final	650,000	600,000	400,000	550,000				2,200,000

Scheduling Milestones (major phases only):

Work anticipated in 2022-2024 will include:

2022 - Government Center (LL conference rooms and Auditorium) (\$100k)
 2022 - PSF (Elevator Lobbies, Misc.) (\$20k)
 2022 - JDC (1st Floor Front lobby) (\$35k)
 2022 - Plymouth Library (\$200k)
 2023 - Maple Grove Library (\$305k)
 2023 - HSB (11th Floor) (\$110k)
 2023 - Government Center (Misc.) (\$125k)
 2024 - Nokomis Library (\$90k)
 2024 - Northeast Library (\$110k)

Board Resolutions / Supplemental Information:

In general, the range of price for carpet replacement is between \$9.00/SF to \$9.50/SF. This price can include any number of the following items and is dependant upon each area needing carpeting.

- Moving of existing furniture;
- Removal and disposal of old carpeting;
- Removal of old adhesive if it will react with new adhesive (they may also encapsulate it);
- Possible adhesive abatement if old adhesive tests positive for asbestos;
- Floor prep or leveling of existing floor;
- New adhesive;
- Installation of new carpeting;
- Moving furniture back into place; and
- Purchase of additional attic stock material (can range from 5% to 30% depending on the facility)

Project's Effect on County Priorities and the Operating Budget:

County Priorities: Sustainable design elements to be incorporated to align with County's Climate Action Plan. Small business and minority hiring goals for consultants and contractors to align with County's priority to reduce disparities.

Operating Budget: Effects on the facility operating budgets where carpet replace is done cannot be quantified, but reductions to future janitorial/cleaning expenses are expected.

Changes from Prior CIP:

The 2023 estimate has increased by \$550,000 over the 2022-2026 budget as the number of locations has been increased adding square footage to the project. Additionally, unprecedented inflation rates have been taken into consideration and included in this cost estimate as prices for goods and services continue to rise due to labor shortages, rising fuel costs and material availability.

Last Year's CIP Process Summary	Budget To-Date	2022	2023	2024	2025	2026	Future	Total
Department Requested	150,000	500,000	350,000	150,000	500,000			1,650,000
Administrator Proposed	150,000	500,000	350,000	150,000	500,000			1,650,000
CBTF Recommended	150,000	500,000	350,000	150,000	500,000			1,650,000
Board Approved Final	150,000	500,000	350,000	150,000	500,000			1,650,000

Project Name: 1009111 Government Center Veteran's Monument
Major Program: Operations
Department: Facility Services

Funding Start: 2023
Funding Completion: 2023

Summary:

This project will study options and construct a Veterans Monument at the Government Center to honor the veterans of Hennepin County.

Purpose & Description:

The Hennepin County Government Center sits on a two-city block area bordering 5th and 7th Streets South and 2nd and 3rd Avenues in downtown Minneapolis. The property contains two distinct outdoor plazas a North and a South Plaza. The North Plaza sits between the Government Center and the historic Minneapolis City Hall. The plaza is a large, paved space with seating around the perimeter and a reflecting pool and falls in the center. The North Plaza also houses an LRT station along S 5th Street. The open space to the south end of the Government Center is defined as the South Plaza. This plaza features a large paved circular path with a grassy knoll in the heart bordered by diagonal street access paths carved into tree lined berms using granite pavers. This project will study options and construct a Veterans Monument at the Government Center to honor the veterans of Hennepin County.

Hennepin County has a strong history of serving and honoring its veterans. The county is home to 54,750 veterans, or almost 15% of Minnesota's veteran population. In March 2018, 22 lotus flowers were placed in the Hennepin County Government Center fountain to commemorate U.S. military lives lost to suicide daily. At the start of the COVID-19 pandemic in 2020, we have seen an increase in need for services and support for veterans across the U.S. and Minnesota. Events such as the Taliban seizing Afghanistan and the 20-year anniversary of the September 11, 2001, attacks have refocused efforts to commemorate all who fought in these campaigns and who suffered trauma or death. Because of this, the county's official Beyond the Yellow Ribbon Proclamation Ceremony October 28, 2021, held deep meaning for the county's 300 plus veteran and military service member employees and families and was a step forward in honoring all who served and continue to serve in our community.



REVENUE	Budget To-Date	12/31/22 Act & Enc	Balance	2023	2024	2025	2026	2027	Future	Total
Bonds - GO				750,000						750,000
Total				750,000						750,000
EXPENSE	Budget To-Date	12/31/22 Act & Enc	Balance	2023	2024	2025	2026	2027	Future	Total
Construction				500,000						500,000
Consulting				200,000						200,000
Contingency				50,000						50,000
Total				750,000						750,000

Project Name: 1009111 Government Center Veteran's Monument	Funding Start: 2023
Major Program: Operations	Funding Completion: 2023
Department: Facility Services	

Current Year's CIP Process Summary	Budget To-Date	2023	2024	2025	2026	2027	Future	Total
Department Requested								
Administrator Proposed								
CBTF Recommended								
Board Approved Final		750,000						750,000

Scheduling Milestones (major phases only):

Project's Effect on County Priorities and the Operating Budget:

Changes from Prior CIP:

Board Resolutions / Supplemental Information:

A Veterans Monument on county property will permanently signify Hennepin County's ongoing commitment to its veteran employees and residents. This 2023 CIP budget amendment will allow for the creation of a capital project, select an artist, construct a monument, and includes a total budget of \$750,000 in 2023.

RESOLUTION 22-0404 (12/15/2022): BE IT FURTHER RESOLVED, that the 2023 Operating and Capital Budgets as proposed by the County Administrator on September 20, 2022 be amended as follows: #16. That the Government Center Veterans Monument (CP 1009111) be identified as a project in the 2023 Capital Budget funded with \$750,000 in general obligation bonds for the creation of a veteran's monument at the Government Center;

Last Year's CIP Process Summary	Budget To-Date	2022	2023	2024	2025	2026	Future	Total
Department Requested								
Administrator Proposed								
CBTF Recommended								
Board Approved Final								

Project Name: 0031317 MBC Life/Safety Improvements
Major Program: Operations
Department: Municipal Building Commission

Funding Start: 1995
Funding Completion: 2023

Summary:

This project upgrades and improves the infrastructure of the City Hall / Courthouse so that it abides by International and Minnesota Building Code for high rise office buildings and incorporates newly adopted code changes and State Amendments.

Purpose & Description:


Life/Safety improvements reduce the potential for property, and human loss by fire. A serious fire would have a substantial adverse effect on the public services provided by City and County departments located in the building.

A serious fire in the City Hall / Courthouse could have a significant effect on critical public services housed in the building including police, fire, emergency communications (911), Adult Detention Center and courts. The interruption of 911 services due to a fire in the building, for instance, could have citywide impact. Other important functions include offices for the Mayor, City Council, Finance Department and Public Works, and the Hennepin County Sheriff's Office.

The MBC life safety program includes installation of building sprinkler, fire alarm, smoke detection and public address systems, update of building exits and stairs, and installation of fireproofing and smoke barriers. Emergency lighting, life safety power systems, and structural beam upgrades are also included.

The Stage related projects are being coordinated with several projects including the MBC's Mechanical Systems Upgrade, and space reconfiguration and computer infrastructure upgrades by the City and County. MBC initiatives to upgrade the electrical wiring, plumbing, lighting, floor coverings, wall coverings and ceilings are also being completed in the spaces during the Life Safety project.

The remaining Life Safety work inside the boundaries of final stages (including stages 20 and 21) will be completed simultaneously with the MBC Mechanical Systems Upgrade project to gain economies of scale and minimize disruption.



REVENUE	Budget To-Date	12/31/22 Act & Enc	Balance	2023	2024	2025	2026	2027	Future	Total
Property Tax	767,000	767,000								767,000
Bonds - GO	9,339,500	3,437,193	5,902,307	303,500						9,643,000
Other		2,219,518	(2,219,518)							
Total	10,106,500	6,423,711	3,682,789	303,500						10,410,000

EXPENSE	Budget To-Date	12/31/22 Act & Enc	Balance	2023	2024	2025	2026	2027	Future	Total
Land		1,165,153	(1,165,153)							
Construction	8,583,500	1,792,932	6,790,568	303,500						8,887,000
Consulting	947,000	66,600	880,400							947,000
Other Costs		3,617,673	(3,617,673)							
Contingency	576,000		576,000							576,000
Total	10,106,500	6,642,358	3,464,142	303,500						10,410,000

Project Name: 0031317 MBC Life/Safety Improvements	Funding Start: 1995
Major Program: Operations	Funding Completion: 2023
Department: Municipal Building Commission	

Current Year's CIP Process Summary	Budget To-Date	2023	2024	2025	2026	2027	Future	Total
Department Requested	10,106,500	303,500						10,410,000
Administrator Proposed	10,106,500	303,500						10,410,000
CBTF Recommended	10,106,500	303,500						10,410,000
Board Approved Final	10,106,500	303,500						10,410,000

Scheduling Milestones (major phases only):

Schedule for the remaining two Mechanical/Life Safety (MLS) Stages:

Stage 20 - 3rd Floor, NE Corner (City Clerk)
Stage 21 - 3rd & Mezz, SE Corner (City Finance)

- Phase 3 (Stages 20 and 21) Design: 2022
- Phase 3 (Stages 20 and 21) Bidding, Procurement and Construction: 2022-2023

Board Resolutions / Supplemental Information:

Total project costs are shared 50/50 with the City of Minneapolis.

In general, sprinkler, fire alarm, smoke detector, public address system, fire proofing upgrades and asbestos abatement will be completed simultaneously with the MBC Mechanical Systems Upgrade project (#0031483).

All improvements to County occupied spaces have been completed. The remaining four stages involve City of Minneapolis space. Scheduling of the remaining two Life Safety and Mechanical stage-work (Stages 20, and 21) is in collaboration with the City.

In conjunction with the City's new Public Service Building and expiring City leases, various offices in the City Hall/Courthouse including the Stages 20, and 21 areas, are being planned for restacking. MBC and the City are working in partnership to complete the Life Safety and Mechanical Stagemwork and office re-stacking. The project is being phased to meet available funding and the City's occupancy schedule. As outlined in the Scheduling Milestones section, the MBC's 2020 work is being funded with available capital funds, and the Life Safety and Mechanical capital budget requests for 2022 and 2023 will fund the remaining design and construction work to complete the Stagemwork.

Project's Effect on County Priorities and the Operating Budget:

County Priorities:

Operating Budget: It has been established that a fully sprinkled building would reduce the annual insurance premium by 30%, which equates to approximately \$12,000 in annual savings.

Changes from Prior CIP:

The 2023 estimate has increased by \$303,500 over the 2022-2026 budget due to increases in material and labor costs, as well as supply chain issues brought on by the pandemic. Additionally, unprecedented inflation rates have been taken into consideration and included in this cost estimate as prices for goods and services continue to rise due to labor shortages, rising fuel costs and material availability.

Last Year's CIP Process Summary	Budget To-Date	2022	2023	2024	2025	2026	Future	Total
Department Requested	7,072,000	3,034,500						10,106,500
Administrator Proposed	7,072,000	3,034,500						10,106,500
CBTF Recommended	7,072,000	3,034,500						10,106,500
Board Approved Final	7,072,000	3,034,500						10,106,500

Project Name: 0031483 MBC Mechanical Systems Upgrades
Major Program: Operations
Department: Municipal Building Commission

Funding Start: 1995
Funding Completion: 2023

Summary:

This project will upgrade mechanical and life safety systems in approx. 15,000 square-foot sections of the City Hall/Courthouse every six to eight months through the year 2023. The project is being coordinated with several projects including the MBC's Life Safety Upgrade, removal of asbestos, space reconfiguration and computer infrastructure upgrades by the City and County.

Purpose & Description:

The MBC Mechanical Systems Upgrade project includes renovation and upgrade of the heating, ventilating, and air conditioning systems in the Minneapolis City Hall/Courthouse building. These upgrades are being completed based on a 1989 report prepared by Hammel Green and Abrahamson (HGA). The design includes air-handling units, a new ductwork distribution system with VAV boxes, electronic controls, hot water finned tube radiation, exhaust systems for special-equipment hoods and apparatus, restrooms, and restroom exhausts.

This project request also includes some electrical non-life safety wiring, plumbing, temporary walls and partitions, and some ceilings and structural components all related to the HVAC systems. Most of the ceiling and general construction components are also completed in the spaces during the project.

The 1989 engineering study reported the majority of the existing systems were antiquated and undersized, providing inadequate ventilation and poor temperature control throughout the building. In some areas, heating piping is severely corroded and intermittent ruptures have damaged the building and equipment, as well as interrupted work for building tenants. There is concern that many components of the existing system could fail prior to their scheduled replacement. An aggressive schedule is required to replace equipment before it ceases functioning. The report identified 20 phases of work. Phasing outlined in this report was modified in 2002 to better allow for work and occupancy of adjoining areas to occur. The first four phases were completed as originally planned. With the addition of the Interior Court areas in 2003, a new construction schedule with 23 stages was developed.



REVENUE	Budget To-Date	12/31/22 Act & Enc	Balance	2023	2024	2025	2026	2027	Future	Total
Property Tax	75,000	75,000								75,000
Bonds - GO	14,509,700	6,149,366	8,360,334	145,300						14,655,000
Other		4,735,092	(4,735,092)							
Total	14,584,700	10,959,458	3,625,242	145,300						14,730,000

EXPENSE	Budget To-Date	12/31/22 Act & Enc	Balance	2023	2024	2025	2026	2027	Future	Total
Land		2,040,040	(2,040,040)							
Construction	12,250,900	8,798,545	3,452,355	145,300						12,396,200
Consulting	1,197,100	128,276	1,068,824							1,197,100
Equipment		14,620	(14,620)							
Other Costs		3,745	(3,745)							
Contingency	1,136,700		1,136,700							1,136,700
Total	14,584,700	10,985,226	3,599,474	145,300						14,730,000

Project Name: 0031483 MBC Mechanical Systems Upgrades	Funding Start: 1995
Major Program: Operations	Funding Completion: 2023
Department: Municipal Building Commission	

Current Year's CIP Process Summary	Budget To-Date	2023	2024	2025	2026	2027	Future	Total
Department Requested	14,584,700	145,300						14,730,000
Administrator Proposed	14,584,700	145,300						14,730,000
CBTF Recommended	14,584,700	145,300						14,730,000
Board Approved Final	14,584,700	145,300						14,730,000

Scheduling Milestones (major phases only):

Schedule for the remaining two Mechanical/Life Safety (MLS) Stages:

Stage 20 - 3rd Floor, NE Corner (City Clerk)
Stage 21 - 3rd & Mezz, SE Corner (City Finance)

- Phase 3 (Stages 20 and 21) Design: 2022
- Phase 3 (Stages 20 and 21) Bidding, Procurement and Construction: 2022-2023

Board Resolutions / Supplemental Information:

Total project costs are shared 50/50 with the City of Minneapolis.

In general, the Mechanical Systems Upgrade Project will be completed simultaneously with the MBC Life Safety Improvements Project (#0031317).

All improvements to County occupied spaces have been completed. The remaining four stages involve City of Minneapolis space. Scheduling of the remaining Life Safety and Mechanical stage-work (Stages 15, 19, 20, and 21) is in collaboration with the City.

Project's Effect on County Priorities and the Operating Budget:

County Priorities: MBC received the City's Building Energy Challenge Achievement Award in 2019. The City Hall/Courthouse building improved energy efficiency and reduced energy related greenhouse gas emissions by more than 15% from 2014 to 2017 and 32% from 2012 to 2016.

Operating Budget: It was estimated that the installation of four Energy Recovery Units (ERU) have been saving approximately \$160,000 per year (\$40,000 per EAU).

In conjunction with the City's new Public Service Building and expiring City leases, various offices in the City Hall/Courthouse including the Stages 20, and 21 areas, are being planned for re-stacking. MBC and the City are working in partnership to complete the Life Safety and Mechanical Stagemwork and office re-stacking. The project is being phased to meet available funding and the City's occupancy schedule. As outlined in the Scheduling Milestones section, the MBC's 2022 work is being funded with available capital funds, and the Life Safety and Mechanical capital budget requests for 2022 and 2023 will fund the remaining design and construction work to complete the Stagemwork. After the completion of the installation of ERU 3 in 2012, fresh air systems provide an estimated 100% of the required outside air. Note the ERU's, originally scheduled for 2015, were moved up on the construction schedule due to operating cost savings potential. ERU 2, 1 and 4 were installed in 2008 and 2009.

Changes from Prior CIP:

The 2023 estimate has increased by \$145,300 over the 2022-2026 budget due to increases in material and labor costs, as well as supply chain issues brought on by the pandemic. Additionally, unprecedented inflation rates have been taken into consideration and included in this cost estimate as prices for goods and services continue to rise due to labor shortages, rising fuel costs and material availability.

The HGA Design Development report completed in 1989 identified 20 phases of work. Phasing outlined in this report was modified in 2002 to better allow for work and occupancy of adjoining areas to occur. The first four phases were completed as originally planned. With the addition of the Interior Court areas in 2003, a new construction schedule with 23 stages was developed. Stages 22 and 23 were completed in 2019. Stages 19 and 15 are scheduled for completion in 2022, and the 20 and 21 in 2023-2024.

Last Year's CIP Process Summary	Budget To-Date	2022	2023	2024	2025	2026	Future	Total
Department Requested	13,133,200	1,451,500						14,584,700
Administrator Proposed	13,133,200	1,451,500						14,584,700
CBTF Recommended	13,133,200	1,451,500						14,584,700
Board Approved Final	13,133,200	1,451,500						14,584,700

Project Name: 1006502 MBC Facility Safety Improvements
Major Program: Operations
Department: Municipal Building Commission

Funding Start: 2019
Funding Completion: 2025

Summary:

This project will upgrade and improve the safety and security infrastructure of the City Hall/Courthouse facility so that it abides by International and Minnesota Building Code for high rise office buildings and incorporates recently adopted code changes and State Amendments.

Purpose & Description:

Life/Safety improvements reduce the potential for property and human loss by fire. A serious fire would have a substantial adverse effect on the public services provided by City and County departments located in the building, including police, fire, emergency communications (911), Adult Detention Center, and courts. The interruption of 911 services due to a fire in the building, for instance, could have citywide impact. Other important functions include offices for the Mayor, City Council, Finance Department and Public Works.

This project addresses additional life safety concerns that were not included in the current 23 stage Mechanical Systems Upgrades (0031483) and Life/Safety Improvements (0031317) capital projects. Items will include: adding smoke barriers in the rotunda, 5th Street lobbies and ADC; adding fire sprinkling in the rotunda gallery, 5th street and rotunda stairs, corner shafts, attic, and 4th and 5th Street Towers; adding exit signage; and adding attic occupant notification. Security upgrades have been completed with the smoke barriers at the Rotunda and 5th Street Lobbies to limit access to the east and west corridors in the event of an emergency.

In addition, life safety work related to accessibility issues on the East Mezzanine level will be addressed with this project and completed concurrently with Stages 20 and 21 pending final programming for these areas.

The additional work as outlined in the 2011 Summit Fire Consulting report complements the Life Safety work planned for the remaining stages. In 2011 Summit Fire Consulting prepared an updated life safety study in follow up to the 1989 study. This was prepared in cooperation with the City of Minneapolis Inspections and Fire Departments.



REVENUE	Budget To-Date	12/31/22 Act & Enc	Balance	2023	2024	2025	2026	2027	Future	Total
Bonds - GO	4,408,000	1,611,292	2,796,708	1,256,000	640,000	502,000				6,806,000
Total	4,408,000	1,611,292	2,796,708	1,256,000	640,000	502,000				6,806,000
EXPENSE	Budget To-Date	12/31/22 Act & Enc	Balance	2023	2024	2025	2026	2027	Future	Total
Construction	4,260,000	1,619,215	2,640,785	1,256,000	640,000	502,000				6,658,000
Consulting	72,000		72,000							72,000
Contingency	76,000		76,000							76,000
Total	4,408,000	1,619,215	2,788,785	1,256,000	640,000	502,000				6,806,000

Project Name: 1006502 MBC Facility Safety Improvements	Funding Start: 2019
Major Program: Operations	Funding Completion: 2025
Department: Municipal Building Commission	

Current Year's CIP Process Summary	Budget To-Date	2023	2024	2025	2026	2027	Future	Total
Department Requested	4,408,000	1,256,000	640,000	502,000				6,806,000
Administrator Proposed	4,408,000	1,256,000	640,000	502,000				6,806,000
CBTF Recommended	4,408,000	1,256,000	640,000	502,000				6,806,000
Board Approved Final	4,408,000	1,256,000	640,000	502,000				6,806,000

Scheduling Milestones (major phases only):

Phase A Construction: Completed
Attic Abatement: March - June 2021

Phase B Construction: Completed

Phase C Proc. and Contracting: September-November 2022
Construction: December 2022-December 2023

Phase D Proc. and Contracting: January 2023-March 2023
Construction: April, 2023-April 2024

Project's Effect on County Priorities and the Operating Budget:

County Priorities:

Operating Budget: \$5,000 per year for additional testing.

Changes from Prior CIP:

The 2023 estimate has increased by \$122,000 over the 2022-2026 budget due to increases in material and labor costs, as well as supply chain issues brought on by the pandemic. Additionally, unprecedented inflation rates have been taken into consideration and included in this cost estimate as prices for goods and services continue to rise due to labor shortages, rising fuel costs and material availability.

Board Resolutions / Supplemental Information:

Total project costs are shared 50/50 with the City of Minneapolis.

This project name has changed and was previous entitled "MBC Safety Improvements Non-stage Work Areas".

Miller Dunwiddie and Associates has been awarded the design work for this project and have construction documents 95% complete for all phases. The remaining design work includes the sprinkler design for the 5th Street and Rotunda stairs along with the ADC ceiling improvements. The later is pending the completion of the attic abatement project for access.

Items that are being spun out of the MBC Life/Safety Improvements (0031317) capital project include:

- adding smoke barriers in the rotunda, 5th street lobbies and ADC;
- adding fire sprinkling in the rotunda gallery, 5th Street stair, corner shafts, attic, and 4th and 5th Street Towers;
- adding exit signage;
- adding attic occupant notification;
- security upgrades in the associated areas;

RESOLUTION 18-0388R1 (12/11/2018): #21. That the 2019 Capital Budget be reduced by a net of \$4,680,353 in general obligation bonding, that year 2020 of the 2019 2023 Capital Improvement Program be increased by the same amount due to adjustments to the following projects: decrease 2019 and increase 2020 by \$571,153 for Municipal Building Commission Safety Improvements Non Stage work Areas (CP 1006502);

Last Year's CIP Process Summary	Budget To-Date	2022	2023	2024	2025	2026	Future	Total
Department Requested	1,938,000	2,470,000	1,256,000	640,000	380,000			6,684,000
Administrator Proposed	1,938,000	2,470,000	1,256,000	640,000	380,000			6,684,000
CBTF Recommended	1,938,000	2,470,000	1,256,000	640,000	380,000			6,684,000
Board Approved Final	1,938,000	2,470,000	1,256,000	640,000	380,000			6,684,000

Project Name: 1008704 MBC Building-wide Electrical Upgrades
Major Program: Operations
Department: Municipal Building Commission

Funding Start: 2022
Funding Completion: 2023

Summary:

This project, located at the City Hall/Courthouse, at 350 S 5th Street in Minneapolis, Minnesota, will upgrade the electrical distribution systems with a focus on entire City Hall/Courthouse building excluding the County's Adult Detention Center (ADC) floors.

Purpose & Description:

The Municipal Building Commission (MBC) engaged MEP engineers to perform ARC-FLASH and electrical system Distribution Study of the entire facility to perform a comprehensive review of all electrical system components at the City Hall/Courthouse building to establish capital level upgrades that will be required over the next 20 years. A preliminary study was completed in 2020 and identified a number of items that should be replaced within the next 5 years due to age and maintainability. Items of note include replacing aging electrical panels, separate life safety from other loads, replace distribution components as needed.

In March 2021, MEP Engineers provided updated information for the remainder, or non-ADC portion of the building. This update is the basis of the request. Based upon this review throughout the building exist electrical equipment at the end of or beyond their useful life (according to Building Owners and Managers Association and ASHRAE), dating back to 1969.

Maintenance becomes a problem with these older panelboards, circuit breakers, copper conductors, etc. as new parts may not be available and difficult to obtain. Any accidental, unplanned emergency replacement of the existing electrical system components will require emergency down time, which may impact office computers, appliances, lighting, etc. If the equipment cannot be repaired, it will require a vintage parts extra lead time delivery and correspondingly extra time without power. Upgrade of the Electrical System would bring it up to current 2020 NEC (National Electric Code) and NFPA 70 Safety code compliance requirements.



REVENUE	Budget To-Date	12/31/22 Act & Enc	Balance	2023	2024	2025	2026	2027	Future	Total
Bonds - GO	518,500	26,922	491,578	1,050,500						1,569,000
Total	518,500	26,922	491,578	1,050,500						1,569,000
EXPENSE	Budget To-Date	12/31/22 Act & Enc	Balance	2023	2024	2025	2026	2027	Future	Total
Construction	518,500	48,607	469,893	1,050,500						1,569,000
Total	518,500	48,607	469,893	1,050,500						1,569,000

Project Name: 1008704 MBC Building-wide Electrical Upgrades	Funding Start: 2022
Major Program: Operations	Funding Completion: 2023
Department: Municipal Building Commission	

Current Year's CIP Process Summary	Budget To-Date	2023	2024	2025	2026	2027	Future	Total
Department Requested	518,500	1,050,500						1,569,000
Administrator Proposed	518,500	1,050,500						1,569,000
CBTF Recommended	518,500	1,050,500						1,569,000
Board Approved Final	518,500	1,050,500						1,569,000

Scheduling Milestones (major phases only):
 Scoping/Pre-Design: 2022
 Design: 2022
 Procurement: 2023
 Construction: 2023
 Completion: 2024

Project's Effect on County Priorities and the Operating Budget:
County Priorities:
Operating Budget: This work will reduce the operating budget by approximately \$2,000/year.

Changes from Prior CIP:
 The 2023 estimate has decreased by \$18,500 from the 2022-2026 budget as consultant proposals came in lower than anticipated.

Board Resolutions / Supplemental Information:
 Total project costs are shared 50/50 with the City of Minneapolis.
 The County's ADC (floors 4 & 5) are excluded from this project as its electrical services is being upgraded under a separate capital project, MBC Electrical Upgrades (1006384).

Last Year's CIP Process Summary	Budget To-Date	2022	2023	2024	2025	2026	Future	Total
Department Requested		518,500	1,050,500	18,500				1,587,500
Administrator Proposed		518,500	1,050,500	18,500				1,587,500
CBTF Recommended		518,500	1,050,500	18,500				1,587,500
Board Approved Final		518,500	1,050,500	18,500				1,587,500

Project Name: 1008703 MBC Elevator 12 Modernization
Major Program: Operations
Department: Municipal Building Commission

Funding Start: 2023
Funding Completion: 2024

Summary:

This project, located at the City Hall/Courthouse, at 350 S 5th Street in Minneapolis, Minnesota, will upgrade and modernize one (1) of the fourteen (14) existing elevators in the facility, which services the Ground and Sub-Basement levels only.

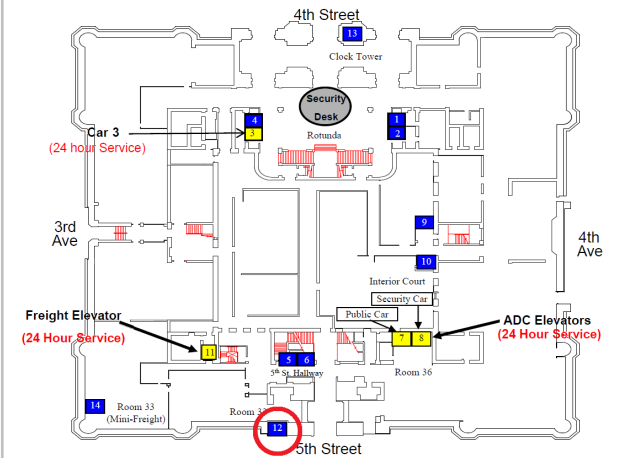
Purpose & Description:

The Municipal Building Commission (MBC) engaged Van Deusen and Associates in February 18, 2016 to perform a comprehensive review of all elevators at the City Hall/Courthouse building to establish capital level upgrades that will be required over the next 20 years. In 2020, Van Deusen and Associates provided updated information for Car 12. This information provided in the 2020 update is the basis of this request.

A comprehensive modernization of elevator 12, based on the age of the equipment, obsolescence of the controller, limited availability of parts currently installed, and updated safety considerations with today's technology. Elevator 12 was installed in 1985 and so it has now been in service for thirty-six (36) years. The scope of work would include a new elevator control system, new pump unit and submersible motor, valves, new door operators, new fixtures, new jack assembly, new cab interiors and replacement of selected hoistway equipment.

Replacement of the existing jack assembly is being planned as part of the modernization, as the typical life cycle is twenty-five (25) years. The current jack assembly is not protected from underground water or corrosive conditions as in today's current jack assemblies, which utilize a PVC sleeve for protection. If the current jack assembly were to leak and/or fail due to corrosion, the hydraulic fluids would not be captured, in turn, all of the hydraulic fluid would leak into the soil below the jack hole assembly, approximately 90-120 gallons.

All car operating panel devices, hall fixtures, braille insignia, care emergency communication systems, cab design, and floor passing tone devices will be addressed to attain compliance with ADA regulations.



REVENUE	Budget To-Date	12/31/22 Act & Enc	Balance	2023	2024	2025	2026	2027	Future	Total
Bonds - GO				31,500	412,500					444,000
Total				31,500	412,500					444,000
EXPENSE	Budget To-Date	12/31/22 Act & Enc	Balance	2023	2024	2025	2026	2027	Future	Total
Construction				31,500	412,500					444,000
Total				31,500	412,500					444,000

Project Name: 1008703 MBC Elevator 12 Modernization	Funding Start: 2023
Major Program: Operations	Funding Completion: 2024
Department: Municipal Building Commission	

Current Year's CIP Process Summary	Budget To-Date	2023	2024	2025	2026	2027	Future	Total
Department Requested		31,500	412,500					444,000
Administrator Proposed		31,500	412,500					444,000
CBTF Recommended		31,500	412,500					444,000
Board Approved Final		31,500	412,500					444,000

Scheduling Milestones (major phases only):

Scoping/Pre-Design: 2023
 Design: 2024
 Procurement: 2024
 Construction: 2024
 Completion: 2024

Board Resolutions / Supplemental Information:

This project is important to maintain dependable vertical transportation in the building. The current equipment has served its useful life and should be replaced to avoid further high impact maintenance situations that involve long periods without elevator service.

Van Deusen and Associates has been commissioned by the MBC to do a building wide elevator study in 2016 with an updated review of Elevators 12 completed in 2020 and this report is available upon request.

Project's Effect on County Priorities and the Operating Budget:

County Priorities:

Operating Budget: There will be some electrical cost savings as a result of the Car 12 modernization with the use of LED lighting in the new car and hall fixtures. The equipment would be microprocessor-based, utilizing energy-saving AC technology.

Total project costs are shared 50/50 with the City of Minneapolis.

Changes from Prior CIP:

The 2023 estimate has increased by \$38,000 over the 2022-2026 budget due to increases in material and labor costs, as well as supply chain issues brought on by the pandemic. Additionally, unprecedented inflation rates have been taken into consideration and included in this cost estimate as prices for goods and services continue to rise due to labor shortages, rising fuel costs and material availability.

Last Year's CIP Process Summary	Budget To-Date	2022	2023	2024	2025	2026	Future	Total
Department Requested			31,500	374,500				406,000
Administrator Proposed			31,500	374,500				406,000
CBTF Recommended			31,500	374,500				406,000
Board Approved Final			31,500	374,500				406,000

Project Name: 1000935 MBC Exterior Improvements
Major Program: Operations
Department: Municipal Building Commission

Funding Start: 2016
Funding Completion: 2025

Summary:

This project, located at the City Hall / Courthouse, at 350 S 5th Street in Minneapolis, Minnesota, will help preserve the facility by addressing building envelope issues including waterproofing, exterior doors and windows, masonry, exterior lighting, and moat access control.

Purpose & Description:

Over the last several years, the MBC has identified envelope problems related to waterproofing, windows, doors and masonry. If left unaddressed, the elements will cause further damage to the building and equipment in the building and the cost for repairs would increase.

Areas of concern for waterproofing are the roofs for shafts 1-4, roofing and flashing around the base of shafts 1 and 3, and the 13th floor of the clock tower. The waterproofing, flashing and heat tape work around shafts 2 and 4 were completed. A majority of the heat tape around the exterior perimeter of the building is in need of replacement as well as portions of the interior court.

The MBC worked with MacDonald and Mack Architects to first identify the major masonry problems and potential solutions in 2012.

Design development level estimates have identified that the cost for the planned interior repairs for all windows below the 4th floor will be over \$2M while bringing small improvements in thermal comfort. Accordingly, this portion of the project has been removed and the MBC will focus on future plans to replace the windows. The lower cost exterior sealant replacement with replacement of broken glass is still being done in conjunction with the masonry work to reduce air infiltration.

Lastly, moat access issues must be addressed for public safety. This work includes replacing an older vehicle gate near the corner of 4th Street and 4th Avenue and installing access control to the moat on the 3rd Avenue side of the building.



REVENUE	Budget To-Date	12/31/22 Act & Enc	Balance	2023	2024	2025	2026	2027	Future	Total
Bonds - GO	3,155,000	3,152,255	2,745		3,692,000	835,000				7,682,000
Total	3,155,000	3,152,255	2,745		3,692,000	835,000				7,682,000
EXPENSE	Budget To-Date	12/31/22 Act & Enc	Balance	2023	2024	2025	2026	2027	Future	Total
Construction	2,461,500	3,154,646	(693,146)		3,692,000	835,000				6,988,500
Consulting	611,400		611,400							611,400
Contingency	82,100		82,100							82,100
Total	3,155,000	3,154,646	354		3,692,000	835,000				7,682,000

Project Name: 1000935 MBC Exterior Improvements	Funding Start: 2016
Major Program: Operations	Funding Completion: 2025
Department: Municipal Building Commission	

Current Year's CIP Process Summary	Budget To-Date	2023	2024	2025	2026	2027	Future	Total
Department Requested	3,155,000		3,692,000	835,000				7,682,000
Administrator Proposed	3,155,000		3,692,000	835,000				7,682,000
CBTF Recommended	3,155,000		3,692,000	835,000				7,682,000
Board Approved Final	3,155,000		3,692,000	835,000				7,682,000

Scheduling Milestones (major phases only):

Phase 1
Construction: Completed

Phase 2
Construction: Completed

Phase 3
Construction Documents: Completed by May 2024
Procurement and Contracting: May - August 2024
Construction: September 2024 - December 2025

Board Resolutions / Supplemental Information:

The City Hall/Courthouse Municipal Building is on the National Register of Historic places and it is an iconic historic landmark for Minneapolis, Hennepin County and Minnesota. Approximately 60 percent of the useable space is occupied by City of Minneapolis offices and the balance by Hennepin County programs.

Preserving this asset involves addressing building envelope issues on a regular basis. This project is primarily about asset preservation, but also about tenant comfort. The project includes limited waterproofing replacement, masonry repointing and repairs, and exterior window and door rehabilitation with full door replacement on the 4th Street facade.

The cost breakdown depicts only the County's share of the overall project; the other half of the project is funded by the City of Minneapolis on a dollar for dollar basis.

Project's Effect on County Priorities and the Operating Budget:

County Priorities:

Operating Budget: This project may provide significant energy savings and reduced repair bills related to water infiltration.

PHASE DESCRIPTIONS:

Phase 1 - 4th Avenue, 4th Street and 3rd Avenue exterior facades and heat tape replacement
Phase 2 - 5th Street exterior façade and tower work; 4th Street door replacement, exterior lighting improvements
Phase 3 - All remaining interior court window, waterproofing, heat tape, and masonry work; replacement of the 4th St tower roof at the 13th floor, removal of the upper antenna at the 4th St tower, and remaining door and security gate work at the ground level.

Changes from Prior CIP:

The 2023 estimate has increased by \$835,000 over the 2022-2026 budget due to increases in material and labor costs, as well as supply chain issues brought on by the pandemic. Additionally, unprecedented inflation rates have been taken into consideration and included in this cost estimate as prices for goods and services continue to rise due to labor shortages, rising fuel costs and material availability.

Last Year's CIP Process Summary	Budget To-Date	2022	2023	2024	2025	2026	Future	Total
Department Requested	3,155,000			3,692,000				6,847,000
Administrator Proposed	3,155,000			3,692,000				6,847,000
CBTF Recommended	3,155,000			3,692,000				6,847,000
Board Approved Final	3,155,000			3,692,000				6,847,000

Project Name: 1008223 MBC ADC Elevator Upgrades
Major Program: Operations
Department: Municipal Building Commission

Funding Start: 2021
Funding Completion: 2023

Summary:

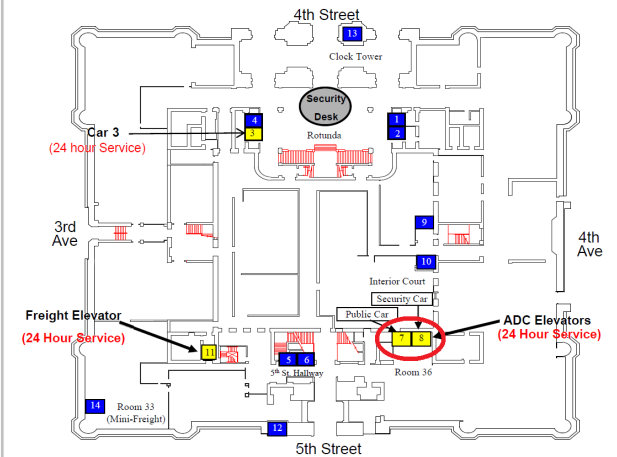
This project, located at the City Hall / Courthouse, at 350 S 5th Street in Minneapolis, Minnesota, will upgrade and modernize two (2) of the fourteen (14) existing elevators in the facility, which serve the Adult Detention Center (ADC) only.

Purpose & Description:

The Municipal Building Commission (MBC) engaged Van Deusen and Associates in February 18, 2016 to perform a comprehensive review of all elevators at the City Hall/Courthouse building to establish capital level upgrades that will be required over the next 20 years. In 2020, Van Deusen and Associates provided updated information for Cars 7 and 8. This information provided in the 2020 update plus the 2021 pre-design study completed by Miller Dunwiddie is the basis of this request. The current DC geared machines for Cars 7 and 8 were installed in 1998 and are showing prolonged wear.

Based upon this review, Cars 7 and 8 (ADC Elevators) need modernization and upgrades due to the age of the elevator equipment and control system obsolescence, as both have reached the end of their useful life and have reliability and code deficiencies. Any replacement of the existing drive and motor system requires that these units be removed for service and the equipment be repaired off site. These repairs would require extensive down time, which would significantly impact ADC circulation.

The recommended replacement would be AC gearless machines that would allow for greater energy efficiency. Cab and hoistway LED lighting would also be incorporated to further reduce energy consumption related to these elevators. Finally, modernization of Cars 7 and 8 would bring both elevators up to current building code, elevator code, and ADA compliance requirements.



REVENUE	Budget To-Date	12/31/22 Act & Enc	Balance	2023	2024	2025	2026	2027	Future	Total
Bonds - GO	343,000	31,474	311,526	3,032,000						3,375,000
Total	343,000	31,474	311,526	3,032,000						3,375,000
EXPENSE	Budget To-Date	12/31/22 Act & Enc	Balance	2023	2024	2025	2026	2027	Future	Total
Construction		31,474	(31,474)	2,620,000						2,620,000
Consulting	335,000		335,000	71,000						406,000
Equipment				83,000						83,000
Other Costs				51,000						51,000
Contingency	8,000		8,000	207,000						215,000
Total	343,000	31,474	311,526	3,032,000						3,375,000

Project Name: 1008223 MBC ADC Elevator Upgrades	Funding Start: 2021
Major Program: Operations	Funding Completion: 2023
Department: Municipal Building Commission	

Current Year's CIP Process Summary	Budget To-Date	2023	2024	2025	2026	2027	Future	Total
Department Requested	343,000	3,032,000						3,375,000
Administrator Proposed	343,000	3,032,000						3,375,000
CBTF Recommended	343,000	3,032,000						3,375,000
Board Approved Final	343,000	3,032,000						3,375,000

Scheduling Milestones (major phases only):

Scoping/Pre-Design: 2021
 Design: 2022
 Procurement: 2023
 Construction: 2023
 Completion: 2023

Board Resolutions / Supplemental Information:

This project is important to maintain dependable vertical transportation in the building. The current equipment has served its useful life and should be replaced to avoid further high impact maintenance situations that involve long periods without elevator service.

Van Deusen and Associates has been commissioned by the MBC to do a building wide elevator study in 2016 with an updated review of Elevators 7 and 8 completed in 2020 and this report is available upon request. The 2021 pre-design report completed by Miller Dunwiddie is also available upon request.

Project's Effect on County Priorities and the Operating Budget:

County Priorities:

Operating Budget: There will be some electrical cost savings relative to traditional elevators for all upcoming elevator projects because they will utilize regenerative drive technology, which results in 20-40% energy savings relative to traditional elevators. The use of LED lighting will further reduce electrical related energy costs.

There is no cost sharing for this project as Cars 7 and 8 serve the ADC only.

Changes from Prior CIP:

The 2023 estimate has increased by \$575,000 over the 2022-2026 budget due to increases in material and labor costs, as well as supply chain issues brought on by the pandemic. Additionally, unprecedented inflation rates have been taken into consideration and included in this cost estimate as prices for goods and services continue to rise due to labor shortages, rising fuel costs and material availability.

Last Year's CIP Process Summary	Budget To-Date	2022	2023	2024	2025	2026	Future	Total
Department Requested	48,000	295,000	2,457,000					2,800,000
Administrator Proposed	48,000	295,000	2,457,000					2,800,000
CBTF Recommended	48,000	295,000	2,457,000					2,800,000
Board Approved Final	48,000	295,000	2,457,000					2,800,000

Capital Budgeting Task Force Annual Report

Including
2023 Capital Budget and
2023-2027 Capital Improvement
Program Recommendations

presented to the
Hennepin County Board of
Commissioners

October 31, 2022

**TABLE OF CONTENTS
CAPITAL BUDGETING TASK FORCE MEMBERSHIP**

I. Letter to the Board, Capital Budgeting Task Force Chair

II. CAPTIAL BUDGETING TASK FORCE ROLE AND RESPONSIBILITY IN THE CAPITAL BUDGET PROCESS..... VIII-1

III. SUMMARY OF CBTF ACTIVITIES FOR 2022.....VIII-2

IV. GENERAL APPROACH TO CAPITAL IMPROVEMENTS..... VIII-3

A. CBTF PRINCIPALS..... VIII-3

1. Revenues VIII-3

2. Expenditures..... VIII-7

3. Other Factors..... VIII-10

B. CAPITAL PROJECT EVALUATION CRITERIA.....VIII-11

V. 2023-2027 CAPITAL IMPROVEMENT PROGRAM RECOMMENDATIONS..... VIII-14

CBTF Membership

District	Member	Appointed by	Date Appointed	Expires
1	Susan Carlson Weinberg, Chair	Commissioner Jeff Lunde	12/1/01	N/A
2	PeggySue Imihy Bean	Commissioner Irene Fernando	5/16/22	N/A
3	Tom Trisko	Commissioner Marion Greene	12/1/93	N/A
4	Yolanda Burckhardt-resigned	Commissioner Angela Conley	2/12/21	N/A
5	Jill Joseph	Commissioner Debbie Goettel	5/1/17	N/A
6	Carolyn Jackson	Commissioner Chris LaTondresse	5/16/22	N/A
7	Zina Fizer	Commissioner Kevin Anderson	6/15/21	N/A
At Large	Ying Vu	County Board	3/1/16	12/31/23
At Large	Greg Sticha	County Board	2/22/18	12/31/21
At Large	Heidi Hamilton	County Board	2/22/18	12/31/21
At Large	Nathan Rich	County Board	2/18/20	12/31/23

HENNEPIN COUNTY

MINNESOTA

October 31, 2022

Hennepin County Board of County Commissioners
Hennepin County Government Center
Minneapolis, Minnesota 55487

Honorable Board Members:

It is my pleasure to submit to you the Annual Report of the Capital Budgeting Task Force (CBTF) containing the activities, principles, and recommendations of the CBTF concerning the 2023-2027 Capital Improvement Program for Hennepin County.

The Capital Budgeting Task Force devoted a considerable amount of time to its extensive review of the capital projects requested by county departments. The CBTF endeavored in its deliberations to recommend a property tax level for capital improvements and debt service which is within county guidelines and limits pertaining to county bonding over the 2023-2027 period. In my remarks to the Administration, Libraries and Budget Committee, I will provide some general themes and our concerns with some components of the capital improvement program.

On behalf of the Capital Budgeting Task Force, I would like to thank the County Board for the ongoing support extended to our Task Force. It is a distinct pleasure for the CBTF membership to be of assistance to the County Board in this significant aspect of county government.

Respectfully,



Susan Carlson-Weinberg, Chair
Capital Budgeting Task Force Committee



CAPITAL BUDGETING TASK FORCE

II. ROLE AND RESPONSIBILITY IN THE CAPITAL BUDGET PROCESS

The Capital Budgeting Task Force (CBTF) was established by County Board Resolution in 1973. It has the responsibility of reviewing county departments' capital project requests and making recommendations concerning those requests to the County Board of Commissioners. The Task Force, known as the CBTF, consists of eleven citizens who reside in various communities within Hennepin County. Each of the seven county commissioners appoints one member. The remaining four members are appointed by a majority of the commissioners and serve at-large for four-year terms.

The task force meets about 10 times annually concentrated mostly between May and September. Its activities include familiarization with the county's capital assets and reviewing departments' capital project requests to improve, replace or acquire new assets. The final product is a set of recommendations to the County Board regarding an annual capital budget and a five-year capital improvement program. The CBTF's orientation is primarily toward the long-range implications of capital projects. They evaluate the county's capital needs with a goal of maintaining a minimum, but sufficient capital program which does not exceed the amount of revenues which will be available to fund capital projects.

Capital budget instructions are sent to Hennepin County departments in February. The departments' capital project requests are first reviewed by County Administration for content and programmatic value.

The project requests are then submitted to the Capital Budgeting Task Force, which reviews them to arrive at its recommendations to the County Board of Commissioners. After reviewing the CBTF's recommendations, the County Board adopts a capital budget for the ensuing year and a five-year capital program for long-range planning purposes.

This report includes the CBTF membership, activities, and recommendations for the County's five-year capital improvement program, together with the principles that guide the county's capital budget process.

III. SUMMARY OF ACTIVITIES FOR 2022

Meeting Date	Agenda
June 6, 2022	Meet at Medical Examiner's Office: 14250 Cty Rd 62, Minnetonka Welcome, introductions, CBTF goals and principles Inflation adjustments, Project Updates, new 2023 projects Debt Forecast for Dept requested 2023 - 2027 CIP Tour: Medical Examiner's Facility
June 27, 2022	Meet at Medical Center: 715 S 8th St, Minneapolis 2021 results, 2022 outlook, 2023 operating instructions Human Services NorthPoint Health & Wellness Medical Center Tours: Select areas of the medical center campus
July 11, 2022	Meet at Sheriff's Communications Center: 1245 Shenandoah Ln N Sheriff's Office Community Corrections & Rehab. Tours: Sheriff's Communications Center, Men's Adult Corrections Facility and Women's Adult Corrections Facility
July 25, 2022	Meet at Public Works Facility: 1600 Prairie Dr, Medina Emergency Management Transportation Sales Tax Dev Environment & Energy Transportation Facilities Roads & Bridges Tours: Emergency Management Office and Public Works Facility and yard
August 8, 2022	Meet at Government Center: 300 S 6th Street, Minneapolis District Court Information Technology Municipal Building Commission Library Housing & Economic Development Facility Services Tours: Government Center hybrid work spaces
August 22, 2022	Meet at Government Center: 300 S 6th Street, Minneapolis County Administrator's Proposed Budget / Deliberations
August 29, 2022	Meet at Government Center: 300 S 6th Street, Minneapolis Deliberations / Wrap up

IV. GENERAL APPROACH TO CAPITAL IMPROVEMENTS

(as of August 29, 2022)

Since its beginning in 1973, the Capital Budgeting Task Force has established a number of principles and evaluation criteria which have served as a basis for recommendations to the Hennepin County Board of Commissioners concerning capital improvements. These principles and criteria, as updated each year, are presented below:

A. CBTF PRINCIPLES

Given competing demands for funds, the primary budgetary responsibility of the Hennepin County Board of Commissioners is to establish expenditure priorities to carry out the various program and service responsibilities of Hennepin County. Acting as an advisory committee, the primary responsibility of the Capital Budgeting Task Force is to make recommendations to the County Board regarding priorities for capital improvement projects. As determined by the County Board, the CBTF reviews all capital projects relating to all county departments. Currently, the CBTF does not review the projects overseen and fully funded by other governmental entities [e.g. the Regional Railroad Authority (RRA) or Housing & Redevelopment Authority (HRA)], but does review the projects of Hennepin Healthcare System, Inc. (HHS/Medical Center), although projects that are directly funded through the HHS/Medical Center Operating Budget are not reviewed by the CBTF.

Over the years, it has become apparent to CBTF members that capital improvements as defined and requested by county departments exceed the county's ability to finance them within the time period desired. In addition, the ongoing operating implications of capital projects are often not fully defined or known by departments. As a result, there is a continuing need to establish capital improvement priorities within the context of long-range revenue and expenditure considerations as well as other factors which affect the long-term needs and plans of the county. The following principles have guided the CBTF's review of capital improvements over the years:

1. Revenues

Hennepin County utilizes various types of revenues to finance its capital improvement program: (a) property taxes, (b) bonded indebtedness, (c) dedicated funds, (d) revenues from the sale of real properties, and (e) enterprise fund revenues. The CBTF also has evaluated (f) alternative revenue sources to finance the capital program.

(a) Property Taxes

The Capital Budgeting Task Force considers the property tax to be an important determinant of the scope and size of the county's capital improvement program. Property taxes may be used to finance a project totally or may be used in concert with other revenues. This revenue is programmed for those capital improvements which are not logical candidates for any other revenue source.

Regardless of which projects are funded with property taxes, the amount of property taxes levied or to be levied is considered by the CBTF to be a significant factor influencing the establishment of the capital improvement program. The CBTF

believes that the county needs to maintain a minimum level of property tax support to prudently fund capital projects which are not logical candidates for other financing.

The CBTF has adopted the following specific principles regarding property taxes:

That the property tax levy for capital improvements should be maintained at a relatively consistent level from year to year. If movement of the levy either upward or downward becomes necessary, it should be done gradually.

A relatively stable property tax levy for capital improvements will not necessarily result in a stable annual expenditure level for capital improvements. As noted below, the availability of other revenues, many of which are dedicated to specific types or groups of projects, will determine the total expenditure level for the annual capital program. It is because of this fluctuation in non-property tax revenues that the CBTF believes a relatively stable property tax approach is preferable to a stable expenditure approach:

When considering a consistent capital improvement property tax levy, the county should consider the property tax requirements for debt retirement as well as for capital projects.

The property taxes for the county's total capital improvement program should also consider the property taxes required to finance the debt service on general obligation bonds previously issued for capital projects, as well as for those projects in the current program that are proposed to be funded by general obligation bonds. Only in this manner is the total property tax requirement for capital improvements accurately reflected.

The Capital Budgeting Task Force believes that continuing the property tax levy for capital improvements at a minimum, yet relatively stable level, will aid in planning capital improvements in subsequent years. This approach will also help to avoid a natural tendency to ignore the long-range capital needs of the county in order to gain short-term benefits of lower property taxes for one year. Not only is such an approach disruptive to long-range planning, but it is short-sighted in terms of fulfilling the county's obligations to its citizens in the future.

(b) Bonded Indebtedness

The county has authority to issue debt for general capital purposes subject to certain conditions and limitations. The county's capital improvement program must include consideration of many of the same factors that make up the CBTF's principles and evaluation criteria.

The CBTF believes it is important that the county use prudence in the issuance of debt for capital projects. The CBTF believes the county should issue debt in accordance with the following principles:

The county should issue debt only for major capital projects and not try to finance the entire capital program with debt.

- Bonds should not be used to fund operations. In general, projects costing \$150,000 or less should be funded from operations and not submitted to the CBTF for consideration in the capital program.
- Bonds should not be used to fund any project whose expected life does not exceed the maturity on the bonds.

The county should balance debt issuance; considering intergenerational equity (understanding the extent to which capital projects affect future generations), current and future property tax impacts, bond interest rates and capital needs.

The county should utilize bond financing to align the burden of cost with the beneficiaries of the asset investment.

The county should always reserve sufficient countywide bonding authority remaining after approval of each five-year capital program to always be able to address contingencies and unforeseen additions to the capital program.

The CBTF has consistently recommended that the county's total tax burden for capital (including debt service) be as level as possible. Issuance of bonds allows the county to even out the property tax load while addressing current significant capital needs. However, the task force believes that the county should balance debt issuance with current property taxes to address capital needs in a manner which best serves future property taxpayers as well as current property taxpayers. Debt issuance has future property tax implications which must be factored into the capital financing equation. As discussed above, the CBTF's property tax principles include consideration of increases and decreases in the county debt service requirements in an attempt to level out the property tax for capital improvements.

The county should maintain its debt management planning which includes a strong financial framework and preserves the county's triple A bond rating.

The CBTF is confident the county can accommodate some debt and still retain its high credit rating. However, the task force believes this high credit rating is of such importance that it should be maintained at all costs. Prudent debt management planning developed around the key variables used by the major rating agencies should be utilized by the county to preserve the county's credit rating. The county should maintain an awareness of the total debt of the county as well as that of overlapping and underlying taxing districts.

The county should approve capital improvement plans and issue debt consistent with the following County Board approved guidelines:

- The overall calculated general obligation debt service levy should not exceed 15% of the total annual property tax levy of the County.
- The total amount of outstanding general obligation debt should not exceed \$800 per capita (2009 figure, adjusted for inflation thereafter; 2022 per capita

- amount is \$1,065).
- The total amount of outstanding general obligation debt supported by property tax should not exceed .65% of the Estimated Market Value of the county.

(c) Dedicated Revenues

It is important to note that, of the revenues available for capital improvements, certain types of revenue have a significant impact on the nature and type of capital improvements the county undertakes. A substantial portion of the revenue available for capital improvement projects is dedicated to a specific type of project or group of projects. Of greatest significance in this regard are revenues available for financing county transportation projects including federal, state, transportation sales & use tax and wheelage taxes. The CBTF believes that:

The county should maximize utilization of all revenue sources dedicated for capital improvements including federal, state, transportation sales & use tax and wheelage taxes before programming general revenue sources.

While these dedicated revenues carry with them numerous constraints, the CBTF believes that any prioritization of capital projects within the capital improvement program, must take these constraints into account. Further, the CBTF believes that the use of such revenue sources should be maximized even if, in so doing, projects must be accelerated or delayed to secure such funds. In addition, the CBTF believes that the county should have contingency plans, especially in times of recession, to make use of any additional federal, state, or other funds which may become available as a result of new programs. The CBTF does not believe, however, that new capital projects should be developed merely to take advantage of such funds.

(d) Sale/Lease of Surplus Real Properties

The CBTF believes that the county should exercise proper caution in disposing of valuable properties to ensure that future county needs are considered. The CBTF is also concerned that the county is not forced to sell property at inopportune times merely to balance the current year's operating budget. The CBTF believes that if properties are to be sold or leased, the proceeds from such sales and leases should be dedicated for capital projects because the properties being sold or leased were originally purchased from the county's capital funds:

Generally, revenues derived from the sale or lease of county real properties should be dedicated to the Capital Improvement Program and programmed after receipt by the county.

The CBTF believes that conservative inclusion of property sale revenues as part of the five-year capital program increases the flexibility of the county regarding when the properties are to be sold or leased while supplying a needed non-property tax revenue source to support the capital program.

(e) Enterprise and Internal Fund Revenues

Some county departments generate revenue while providing services and conducting business. Although some front-end financing may be prudent, the CBTF believes that, to the extent feasible and practicable, these enterprises should finance their capital

needs, including initial construction, additions and renovations, with program generated revenue.

The CBTF recommendations included in this Capital Budget and Capital Improvement Program are predicated on the condition that the county's enterprise operations will generate sufficient revenue to finance their own projects to the extent feasible and practicable.

Hennepin Healthcare System (HHS)

As of January 1, 2007, the Hennepin Healthcare System (HHS) corporation board oversees the operations of the medical center. The operating and capital budgets for HHS are reviewed and approved by the County Board. In addition, the debt issued to finance capital improvements for the hospital is issued by Hennepin County. As a result, the Capital Budgeting Task Force reviews the medical center's proposed capital projects that include bonding, and approved projects are included in the county's five-year capital improvement program.

Given the uncertainties in funding streams and other adverse changes in hospital revenues, the CBTF assumes that all bonds issued to finance medical center projects will be general obligation debt of the county, even if that debt is supported by enterprise revenues of the hospital.

(f) Alternative Revenue Sources

In addition to increased authority to issue debt and using the proceeds from the sale of surplus real property, the CBTF believes the county should investigate other non-property tax revenues as they become available. These alternatives may include public/private partnerships, alternative debt instruments in-so-far-as they are prudent, grants and other various donations.

The county should use alternative financing mechanisms only if it can be clearly shown that they are in the best interests of the county.

In summary, the Capital Budgeting Task Force's approach to revenues can be expressed as follows: maximize all non-county revenue sources and utilize whatever revenue sources are available to reduce the property taxes and general obligation debt required for capital projects to a minimum over the long run. Stabilize the property tax levy requirements as much as possible, including the requirements for debt service of county issued bonds. The CBTF believes this approach will provide a minimum but sufficient amount of revenues to finance the county's capital improvement program in the long run.

2. Expenditures

Since it is not feasible to develop a capital improvement program which addresses all project requirements of county departments, the Capital Budgeting Task Force has established evaluation criteria to assist in reviewing capital projects. These criteria are presented in detail in Section B of this report. It should be noted that the criteria as established are not intended to be used as an absolute system to determine a ranking of projects, but rather are used as a guideline to assure that all relevant factors are

considered in the development of any recommendations. In addition to establishment of evaluation criteria, the CBTF has developed the following general principles regarding capital improvement expenditures:

Existing Asset Utilization and Maintenance

The Capital Budgeting Task Force believes that existing county infrastructure should be utilized to the fullest extent possible. For the CBTF, this implies a heavy emphasis on maintaining roads and facilities so that they continue to be serviceable throughout their useful life. **The CBTF cautions the county against reducing maintenance budgets in order to redirect resources to operating programs and services.** Whether the projects are of sufficient magnitude for CBTF involvement or not, the task force believes that maintenance is a high priority and is essential to ensuring full utilization of county assets now and in the future:

The county should maximize utilization of existing assets, including giving a higher priority to maintaining existing assets, over new construction where reasonable.

The CBTF does not believe there should be any “natural rights” of county departments or programs to any assets or portions thereof. For example, the CBTF believes that to maximize utilization of all county facilities, present facilities must be adequately maintained to ensure continued usage for whichever department or service may need to utilize that asset now or in the future. This approach reduces the need to commit the county to new construction or major renovation of other facilities. The present capital assets of the county are very valuable but increase in value only if they are well maintained throughout their useful life. The replacement cost of most of the county’s assets is very high. As a result, preservation of the county’s assets protects the county’s investment and saves money in the long run. However, the county should guard against committing resources to assets that have exceeded their useful life.

Flexibility for the Future

The long-range full utilization of county assets can be enhanced if the investment is completed with as much flexibility for the future as possible. The CBTF believes that:

In order to increase the long-term utilization of county assets, as much flexibility as is consistent with operating efficiency should be planned into all new or renovation projects that the county undertakes.

Because of state, federal and judicial mandates, programmatic and regulatory guidelines, reorganization plans and other factors, Hennepin County government will continue to change in the future. The CBTF believes that the county’s assets should be constructed and maintained in such a manner that future growth and change can be accommodated.

Operating Cost Implications

With integrated operating and capital budget preparation cycles, the CBTF expects that future operating cost implications of capital projects be delineated:

The operating cost implications of all capital projects must be identified by county departments and the priority given to those which will result in a reduction in operating costs where feasible.

Many capital improvements proposed by county departments will require additional operating expenditures, while others may reduce operating costs. The CBTF believes that sound financial planning demands that operating cost implications be considered prior to approval of any capital improvement program.

Inflation and Capital Cost Control

Because the capital improvement program of the county plans expenditures and revenues up to five years into the future, the CBTF has found it useful to estimate inflation rates for capital projects. Although the inflation estimates used in the capital improvement program will probably not prove correct, it is nevertheless important that the impact of inflation be explicitly recognized. As the inflationary experience changes, the inflation estimates can be revised on an annual basis. The CBTF believes that:

Inflation factors for all projects in the capital program should be considered each year and appropriate adjustments made to all project estimates.

Whether caused by inflation, poor cost estimating practices or changes in project scope, capital project budgets have, on occasion, experienced significant cost overruns. The CBTF believes that project budgets, once established, should be closely adhered to and only revised after careful consideration of alternatives.

The extent to which capital project costs can be accurately estimated is dependent upon a given department's ability to clearly and comprehensively describe the requested project's scope and program requirements. The CBTF is very supportive of the capital planning process and encourages taking the time required to conduct the necessary preliminary planning activities for capital projects. As such, the CBTF supports early identification of capital projects and believes that:

Except in extenuating circumstances, the CBTF will not generally recommend implementation of a project in the first year of the five-year program during which it is requested.

This approach will permit a preliminary concept review of proposed capital projects by the CBTF with subsequent opportunity for further project planning activities to be carried out prior to final CBTF consideration of project implementation. It is felt that reviewing and recommending approval of capital projects in this manner will increase the likelihood of obtaining reliable cost figures.

In summary, the general approach of the CBTF to capital project expenditures is to evaluate the project's impact on the department's operating costs as well as the extent to which the investment contributes to full utilization of county assets not only at the present time, but also in the future. The CBTF is concerned about the impact of inflation on capital projects and programming and believes that proper inclusion of inflation factors will help eliminate project cost overruns. Additional information is presented in the project evaluation criteria in Section IV-B.

3. Other Factors

In addition to the CBTF principles regarding revenues and expenditures, there are also other areas which the task force has examined over the years and developed positions as follows:

Transportation and Transit

The CBTF believes that: the construction and maintenance of freeway roads are more appropriately the state's responsibility and the county should continue the policy that all future freeway construction be the responsibility of the State of Minnesota. In addition, the CBTF encourages the county to investigate turning back certain county roads to municipalities where feasible and traffic volumes do not justify county involvement.

With respect to mass transit, the CBTF strongly supports continued efforts and investment but encourages the county to carefully evaluate the considerable risks involved with such large investments and work closely with partnering agencies to mitigate and manage that risk.

Further, the CBTF believes that transportation and transit funding by county debt or property taxes should be limited. Nevertheless, the county has increased funding for transportation and transit in part because state and federal highway funding has not kept pace. Along these lines, the CBTF encourages the county and its Regional Railroad Authority to consider county sponsored construction of transit supportive infrastructure; such as Light Rail Transit (LRT) and Bus Rapid Transit (BRT) investments.

Sustainability, Energy Efficiency and Climate Impacts

The CBTF is very supportive of the county's initiatives regarding sustainability, energy efficiency and the goals as laid out in the Climate Action Plan, which the County Board approved in May 2021.

In determining the level and extent of funding these initiatives, the CBTF believes that priorities must be established, and realistic pay-back periods realized. As such, the CBTF strongly supports the expenditure of capital funds to carry out such measures. Therefore, the CBTF has established the following guidelines:

The county should pursue capital project opportunities consistent with the Climate Action Plan. However, the county should not make capital expenditures without considering pay-back periods, the expected life of the asset, and an evaluation of climate threats. The evaluation should include measures to mitigate said threats and an assessment of the asset's climate resiliency and whether the asset improvements result in a net increase or decrease in greenhouse gas emissions.

The CBTF will be reviewing climate impacting projects on an annual basis and will favorably consider funding those projects which are consistent with these guidelines.

Disparity Reduction

The CBTF supports the county's efforts to reduce disparities across the county. As such, the CBTF views capital projects that address disparities consistent with the goals of the county to be a higher priority than similar investments that do not impact recognized disparities.

Consultant Costs

Consultant studies that are included in the capital program should be related to specific capital project requests involving space or architectural and engineering issues and be undertaken only when there is a reasonable likelihood that the capital project to which it is related will be initiated within close time-proximity to the completion of the study.

The county should include in the capital program only those consultant studies that relate to capital projects and space issues likely to be initiated or addressed within close time-proximity to the completion of the study.

Based on these principles and the evaluation criteria presented below, the Capital Budgeting Task Force reviewed and is recommending the Capital Improvement Program which is presented in Section V of this Report.

B. CAPITAL PROJECT EVALUATION CRITERIA

The following criteria have been used by the Capital Budgeting Task Force over the years to evaluate capital projects. The criteria are not used by the CBTF as an absolute grading system to determine the ranking of projects but rather as a guideline to ensure that the relevant factors to be considered are addressed in any recommendation on capital projects.

1. **Policy and Program Objectives** – relating to county policy generally and to the objective of the major program, sub-program and activity as stated in the annual Hennepin County budget:
 - Is the project considerate of other county functions, particularly in terms of co-locational factors?
 - Are there non-capital alternatives to the project that would also assure program continuity?
 - Is it possible to defer the project to a later date without adversely affecting the program?
 - Is the project an integral part of an overall plan to accomplish program and county priorities?
 - Will it increase the availability of service to populations currently underserved or unserved?

2. **Financing** – funding sources and financing methods:
 - What are the proposed funding sources?
 - Is the funding source secure?
 - Have aid monies been applied for?
 - Are they subject to adjustment or cancellation?
 - Is the project a candidate for bonding, consistent with CBTF principles?

3. **Project Cost** – relation of cost to similar projects or building types and to other responsibilities of program provision:
 - Does the cost appear reasonable as compared to projects of a similar nature?
 - Are site acquisition costs adequately reflected?
 - How does the request compare to potential alternatives?
 - What alternatives have been explored and what are the cost and effectiveness of these alternatives compared with the requested solution?
4. **Operational Cost** – long range commitment to maintain the facility and program:
 - What costs are associated with the project for maintenance, staffing patterns, energy utilization and accessibility?
 - Have the identified operating costs been included in the project request?
 - How do these costs compare to existing program operation?
 - How do these costs compare to total departmental operational costs?
 - Are cost/benefit factors applicable?
 - What does the benefit imply?
5. **Time Frame** – scheduled initiation and completion to meet policy and program objectives:
 - Is start-time realistic in view of project status and magnitude?
 - Is time frame essential to interface with other committed projects?
 - Are these projects approved for execution?
 - Do they represent a joint or cooperative effort with other service delivery agencies?
 - Do these projects involve public and/or private developments?
6. **Economic, Cultural and Environmental** – consideration of economies in timing, resource conservation, needs and perspectives of all generations, impact on area development and cultural and physical environment:
 - Would the project aid the general economic condition of the area?
 - Would it serve to generate additional reinvestment or renewal?
 - Would this activity be private as well as public?
 - To what extent could the project also benefit from a favorable bidding climate?
 - Are costs for any unique structural or equipment requirement expected to rise faster than normally expected inflation?
 - Does the project possess particular recreational, historical or social benefit?
7. **Life Safety / Code Compliance** – relation to the protection of life and property:
 - Does the project meet all appropriate building, housing, fire prevention and zoning codes?
 - Is the project proposed to alleviate unsafe conditions for existing highways/facilities?
 - Does the project properly consider the safety and security of employees and visitors?

- Is it prompted by legal requirements for safety standards (fire prevention, building codes, Americans with Disabilities Act, OSHA, etc.)?

8. Intergovernmental Relations – cooperation with other service delivery agencies:

- Is the project in harmony with development and service delivery policies of the municipality, Metropolitan Council and State of Minnesota?
- Does the project contribute to local government cooperation and mutual support?
- Are there any possibilities for joint usage or cooperating with other counties, municipalities, or other units of government?

9. Project Support - Is there specific support for or opposition to the project:

- Is it from community organizations, special interest groups, individuals?
- Does it come officially from an affected unit of government?
- Is it representative of the general public?

10. Legal Obligations – A legal obligation is understood to mean a valid written agreement or contract to perform a service for the county.

- Has the county entered into a binding legal contract or agreement for construction of the project?
- Is it likely the county will enter into a binding legal contract for construction of the project by the end of the current year which will obligate future year budget authority?
- Are there any options open to the county to delay or terminate the contract and if so, what are the financial consequences?

Hennepin County Capital Budgeting Task Force

Presentation of the 2023 Capital Budget and
2023-2027 Capital Improvement Program
to the Administration, Libraries and Budget Committee

Susan Carlson Weinberg, Chair
1:00 pm - October 31, 2022

Good afternoon, Chair Goettel and Commissioners:

It is great to see you in person again, after several years of remote presentations due to Covid. Each year, I like to provide some context regarding the role of the Capital Budgeting Task Force, often abbreviated as the CBTF. The Task Force is authorized in State Statute 383B.113, which is the same statute that requires the board to review and consider a long-range capital improvement program (or CIP). The CBTF was formally established by County Board Resolution in 1973 and has been active since that date, annually reviewing county departments' capital project requests and making recommendations concerning those requests to you, the County Board of Commissioners. NOTE: We do not review capital project requests of the Hennepin County Regional Railroad Authority or the Hennepin County Housing & Redevelopment Authority.

We meet with each department requesting funds for capital asset investments, concluding with a recommended capital budget and five-year capital improvement program for your consideration. Our focus is on the long-range impacts of physical asset investments and the capital projects to support those investments and provide needed county services. We evaluate the county's capital needs with a goal of maintaining a minimum, but sufficient capital program which does not exceed the amount of revenues which will be available to fund those investments, and provide a reserve for unanticipated needed capital projects which could arise during the year. Details of our recommendations are contained in the **Capital Budgeting Task Force Recommendations** that has been distributed to you and posted on the county's website.

The Task Force consists of eleven county residents. Each of you appoints one member and our other four members are selected by the board as a whole, and serve at-large, four-year terms.

Our four at-large members are:

Ying Vu
Greg Sticha
Heidi Hamilton
Nathan Rich

Our commissioner appointed members are:

PeggySue Imihy Bean	Commissioner Fernando (District 2)
Tom Trisko	Commissioner Greene (District 3)
Jill Joseph	Commissioner Goettel (District 5)
Carolyn Jackson	Commissioner LaTondresse (District 6)
Zina Fizer	Commissioner Anderson (District 7)

The District 4 position is vacant at present.

...And I'm Susan Carlson Weinberg, CBTF chair, serving on behalf of Commissioner Lunde (District 1).

As I proceed with our comments, please feel free to stop me and ask questions at any time.

As I mentioned earlier, it is great to have the option to meet in person again! Similar to your meeting approach this year, we also opted for a hybrid solution. CBTF members and county staff who felt comfortable and able to meet in-person did so, while other members and staff joined us via Microsoft Teams video conference. We had some technological challenges, but I think our members all agree that we had robust and informative presentations from county staff, and great dialogue among members and presenters - whether in-person or via video conference.

We also had our first in-person facility and project tours since the summer of 2019. As a CBTF member noted, the condition and efficiency of county facilities are important for staff retention and effective service delivery. Although some members did not participate in project tours, it was great for those who were able to do so, to see the results of the county's recent investments - as well as where future investments are needed.

Tours included:

- The new Medical Examiners facility. I want to take this opportunity to acknowledge what a great investment this facility is for the residents of Hennepin, Dakota and Scott counties and the cost-sharing arrangements for both the capital and operational costs. It is a beautiful, efficient, and respectful place for county staff to provide such a critical service. I would like to quote the comments of my predecessor, chair Bill Wilen, in 2014 about the New Medical Examiners facility project and joint efforts with other government agencies,

“...the CBTF encourages the board and staff to consider other county services that may be more cost effective on a regionalized basis. However, with this request as well as other service sharing opportunities, the CBTF has concerns about other government entities paying their corresponding share of operations and capital costs in both the short and long term.”

The CBTF members who toured the new medical examiner's facility were all impressed with what Hennepin, Dakota and Scott completed through partnership, and consistent with Bill Wilen's guidance years ago, the CBTF will continue to encourage the board and staff to consider other county services that may be more cost effective on a regionalized basis.

- The other, equally informative, tours this year included:
 - Various components of the medical center campus,
 - The Sheriff's Communications Center and the future site of the Public

Safety Services Division Headquarters,

- The Men's Adult Corrections Facility,
- The Women's Adult Corrections Facility,
- The Medina Public Works Facility and yard,
- The Emergency Management Office, and
- The new Government Center hybrid workspace.

Each year, at the beginning of our review process, staff update the CBTF on any major changes from the prior year. This year, the Facility Services Department presented information regarding: supply chain issues, material cost increases, labor availability, wage increases, and of course, cost escalation and general inflation in the facilities construction market.

I would like to note the document titled "*Major Changes from the Board Approved 2022-2026 CIP to CBTF Recommended 2023-2027 CIP*" report (see Section I, pages 29-38), which lists the new projects requested in 2023, as well as projects with budget changes greater than 10% and \$1,000,000. You will notice that many of the project budget changes are driven by material, labor and general inflation increases. In a few cases, the inflation adjustment is as high as an 18%. Given continued market conditions, staff anticipate additional budget adjustments may be needed next year for a number of projects during the CIP review process. Margo Geffen, director of Facility Services and Lisa Cerney, Assistant County Administrator for Public Works, and their respective staff are here today and available for questions you may have on this matter.

CBTF members also wish to recognize the county's progress toward disparity reduction, climate action and other key county priorities. We do appreciate receiving information on these countywide initiatives and priorities which helps us as we review and prioritize capital project requests.

Last year, Chela Guzman-Wiegert, who was the Assistant County Administrator for Diversity Equity & Inclusion at that time, updated the CBTF on disparity reduction efforts; and Diana Chaman-Salas, Climate and Resiliency Director, shared the news

about the recently approved Climate Action Plan. Our recommendations last year included a number of capital projects across the county that invested in these areas. Those investments, and more, are continuing in 2023 and beyond. For individual capital projects, page two of each project description often includes information regarding the project's effect on these important county priorities. The CBTF is pleased to strongly recommend projects that align with the county's priorities. However, since we focus on capital investments, we do not always hear about strategies in these areas implemented through the various departmental operating budgets.

Moving on to the specifics of our CBTF recommended 2023 Capital Budget and 2023-2027 Capital Improvement Program!

I will start off with some comparisons to the requested budget amounts. The detail is available in *Section I: Budget Summary; starting on page 39*. Departments requested just over \$328 million in 2023 project funding. This is about \$10 million less than your \$337 million board approved 2022 capital budget but is about \$20 million more than the \$308 million that had been the forecasted last year for 2023.

We are recommending a 2023 Budget of \$281 million, which is a \$48 million reduction from what was requested by departments. You can review the project-by-project detail of our recommended changes on pages 40 through 48.

With respect to the Property Tax requirement, we are recommending \$2.4 million, which is slightly less than the \$2.7 million authorized in the 2022 capital budget. With respect to general obligation bonding as a funding source, we are recommending \$191 million in budget authority, which is \$49 million less than the amount budgeted in 2022. This recommendation is within the county's debt guidelines. Due to the similarities between our recommended bond financing amount and the Administrator's proposed bond financing amount, Mr. Allen Rezac, Capital Budget Manager, will review our debt and debt service forecast at the end of the presentation, after the Administrator's proposed capital budget discussion.

Now I would like to take a few minutes to provide some CBTF comments on department approaches, priorities, and project requests from a few key areas of our deliberations.

The **Public Works Road & Bridge** area, similar to facilities related construction projects, is also seeing inflationary pressures, but to a lesser extent at this time. The lower inflationary pressures may be due to less direct competition with private sector construction and a lower dependence on the global supply chain for construction materials. The CBTF supports the plan and project priorities as presented by Road and Bridge staff. However, the CBTF remains concerned about the risk of underinvestment in the transportation network. We are aware that you, the county board, have supplemented the state and federal revenues dedicated to road and bridge investments with some county bonding and we are supportive of that strategy at this time. However, we encourage staff and the board to continue to monitor any road and bridge underinvestment and consider the risks of relying on debt issuance in lieu of other non-county revenue sources.

For the **Public Works Sales Tax & Development** investments, which support the light rail transit projects, the CBTF received updates on both the Southwest / Green line extension and the Bottineau / Blue line extension - projects supported by the CBTF. However, recognizing the inflationary pressures on other capital projects in the county, CBTF members recommend that the cost and schedule impacts to these important investments be closely monitored.

In the **Public Works Environment & Energy** department, CBTF members were pleased to see the preservation and continued investment in the county's existing facilities and the positive environmental impacts staff are delivering to residents through various services. With respect to the *New Anaerobic Digestion Facility*, the CBTF noted that no state funds were secured in the most recent legislative process and current inflationary pressures are significant. Given that context, the CBTF wonders if the project is still feasible. Should the project be delayed to the next legislative session? Are there alternative strategies or investments?

In the **Law, Safety and Justice Program** areas, for **District Court**, like last year due to the need for more access to mental health supportive services, we wonder if the *Psychological Services Expansion project* can be accelerated. We understand that the project is dependent upon a number of moves related to the vacation of the Family Justice Center, but we encourage staff to consider fast-tracking this important project if possible.

In regard to **Community Corrections & Rehabilitation** and **Sheriff's** projects, it was very informative to tour a number of their facilities and, in general, we are supportive of their requests. For the **Sheriff's Office**, we recommend deferring the *Public Safety Services Division Headquarters Radio Tower Isolation project* to 2024 to better align with the project schedule of the new facility. We believe this deferral will have no negative impact to services.

Moving on to the **Health line of business**. For the **Medical Center**, we continue to have numerous questions regarding the progress and completion of the Medical Center's strategic plan, but understand the board and county administration are working closely with the medical center board and administration as the plan and projects move toward implementation. Consequently, our project recommendations are generally in alignment with the County Administrator.

We have concerns about the underinvestment in asset preservation, even though a number of those investments may be in facilities which will likely be replaced in the future. We are supporting the medical center's request for a new \$23 million *HHS Emergency Management Services Office Buildout & Garage Infrastructure* project that is related to the Purple Parking Ramp Expansion. The proposed funding source for the effort is county general obligation bonds, with the principal and interest payments covered by medical center revenues.

With respect to the *HHS Clinic & Specialty Center Access & Infrastructure* project, we are recommending deferral of the 2023 funds to 2024 so additional information can be incorporated regarding a possible facility expansion.

Lastly, but of greatest significance, we are programming \$10 million in 2023 and \$10 million in 2024 to start the preliminary planning toward a *New In-patient Bed Tower* project. Consistent with recent county board and medical center administration discussions, the Administrator is proposing this new project and we support the Administrator and the Board in those efforts. However, as in past years, we remind you that our medical center recommendations are based on limited information, and we request the Board continue to be closely involved in decisions related to the implementation of the medical center's strategic plan.

In the **Operations and Resident Services** lines of business, we remain concerned about the libraries. In December 2020, with our recommendation, the *Library Strategic Planning* project was approved to:

“develop a strategic master plan of library operations and locations across the county. The plan is to be forward thinking and not focused on its existing facilities as a constraint. Once a plan is finalized, then facility and programmatic changes and improvements can be made that support this plan.”

Quite reasonably, Covid significantly impacted staff's ability to proceed with a planning effort - some of the service strategies have changed and are still evolving. It did not make sense to proceed with a planning effort until a semblance of continuity and community expectations were re-established. However, our facilities have continued to age, and much work had been previously deferred in anticipation of the new strategic plan. In our current recommendations, you will note that we have included funding for a number of critical library infrastructure investments even though a strategic plan is not done. Ideally, we would have an approved strategic plan before proceeding with any capital investments, but some investment is necessary at certain library locations to prevent further deterioration or to achieve cost benefits by timing library projects with other county capital projects. We look forward to updates as the strategic planning effort proceeds and to the resulting guidance as to the appropriate number of county libraries, the appropriate location of those libraries and the services to be offered at those libraries.

This concludes the departmental and project specific updates that CBTF members wished to note. As commented earlier, our complete budget and CIP recommendations are included in the CBTF report which has been distributed to you and is posted on the county's internet site.

In closing, I thank you for your continued support of the Capital Budgeting Task Force. I would also like to thank County Administrator Hough, for his input and guidance and all the county staff who joined us in person and via Microsoft Teams to explain their department services and how strategic capital investments can improve those services which affect the lives of county residents. I especially want to thank Allen Rezac and Charlean Albright in Budget and Finance for their unfailing support of our meetings, as well as David Lawless, and Margo Geffen and her team for their continuous data analysis and project information.

THANK YOU. At this time, I'm happy to answer any additional questions you may have.

For additional budget information visit:
www.hennepin.us/budgets



This material can be provided in alternative forms. For further information, please call 612-348-5125.

Hennepin County does not discriminate and provides equal access to employment, programs and services without regard to race, color, creed, religion, age, sex (except when sex is a bona fide occupational qualification), disability, marital status, sexual orientation, public assistance status, socio-economic status, education, ethnicity and/or national origin. If you believe you have been discriminated against, contact the Human Resources Department, A-400 Government Center, 300 S. Sixth St., Minneapolis, MN 55487, or call 612-348-2163. (9/09)

 Printed on 30% recycled post-consumer fiber.