

HENNEPIN COUNTY  
MINNESOTA

2021 Budget



HENNEPIN COUNTY  
MINNESOTA

# 2021 BUDGET

As approved on December 15, 2020 by the

**Hennepin County Board of  
Commissioners**

Vice-Chair: Mike Opat, 1st District

Irene Fernando, 2nd District

Chair: Marion Greene, 3rd District

Angela Conley, 4th District

Debbie Goettel, 5th District

Jan Callison, 6th District

Jeff Johnson, 7th District

**Hennepin County Administrator**

David J. Hough

# 2021 Budget Table of Contents

## Introduction

Letter to the Board of County Commissioners.....	1
Budget Process .....	2
Property Tax Process .....	7
<b>I. Revenue and Expenditures</b>	
Computation of Levies by Fund.....	I-1
Tax Capacity/Tax Capacity Rates .....	I-2
Summary of Expenditures and Revenues by Fund .....	I-3
Sources of Revenue 2019-2021 .....	I-5
Sources of Revenue 2019-2021 Bar Chart.....	I-6
Expenditures and FTEs by Major Program 2019-2021 .....	I-7
Expenditures by Major Program 2019-2021 Bar Chart.....	I-8
Personnel Comparison by Department .....	I-9
<b>II. Fund Summaries</b>	
General Fund:	
County Revenue Fund .....	II-1
County Revenue Fund/Expenditures and FTEs by Dept. ....	II-3
Special Revenue Funds:	
Human Services.....	II-4
Transportation Sales Tax .....	II-6
Ballpark Sales Tax Revenue Programs .....	II-7
Capital Projects and Debt Service Funds:	
Capital Improvements .....	II-8
Debt Retirement.....	II-9
Future Levy Requirements, General Obligation Debt.....	II-10
Enterprise Funds:	
Hennepin Health .....	II-11
Solid Waste Enterprise.....	II-12
Radio Communications .....	II-13
Glen Lake Golf Course .....	II-14
Internal Services Funds .....	II-15
<b>III. Major Program Summaries</b>	
County Organizational Chart.....	III-1
Countywide Summary .....	III-2
<b>Public Works</b> .....	III-6
Public Works Services.....	III-9
Environment and Energy .....	III-12
Glen Lake Golf Course .....	III-15
Transportation Sales Tax and Development.....	III-16

<b>Public Safety</b> .....	III-17
Public Safety & Justice .....	III-21
County Attorney's Office .....	III-24
Court Functions .....	III-27
Public Defender's Office .....	III-29
Sheriff's Office .....	III-32
Department of Community Corrections and Rehabilitation .....	III-35
Radio Communications .....	III-39
<b>Health</b> .....	III-41
Hennepin Health.....	III-44
NorthPoint Health and Wellness .....	III-46
Medical Examiner's Office .....	III-49
Hennepin Uncompensated Care .....	III-52
Health Administration .....	III-53
Sexual Assault Resources Service (SARS).....	III-55
<b>Human Services and Public Health</b> .....	III-56
<b>Operations</b> .....	III-61
Board of Commissioners .....	III-65
County Administration .....	III-66
Housing and Economic Development.....	III-67
Office of Budget and Finance .....	III-69
Facility Services .....	III-71
Central Information Technology.....	III-74
Real Property Group.....	III-75
Human Resources.....	III-78
Audit, Compliance, and Investigation Services .....	III-81
Libraries .....	III-83
General County Purposes .....	III-86
Ballpark Sales Tax Revenues.....	III-89
Debt Retirement .....	III-91
<b>Capital Improvements</b> .....	III-92
<b>Internal Service Funds</b> .....	III-95
Fleet Services.....	III-97
Energy Center .....	III-98
Employee Health Plan Self Insurance .....	III-99
Information Technology Internal Services.....	III-100
Self-Insurance .....	III-101
Other Employee Benefits.....	III-102

## Introduction

# HENNEPIN COUNTY

## MINNESOTA

January 4, 2021

Honorable Board of County Commissioners:

I am pleased to present the approved 2021 Hennepin County Budget. This budget demonstrates how the county is managing through crisis, how we're carrying on the vision of disparity reduction and, how we plan to come out of the crisis as an even stronger county. There is significant financial pressure on our residents and our business owners that will impact our budget both through loss of revenue and increases in spending where we feel we can reduce the burden on our community most. We are confident this demonstrates our commitment to our mission and goals while keeping operating costs as low as possible.


The 2021 Hennepin County budget totals \$2.2 billion dollars, with a net property tax levy of \$868,958,906 dollars – no increase when compared to last year.

The operating portion of this budget totals \$2 billion dollars, a decrease of \$6.7 million dollars from the adjusted 2020 budget. The capital portion of the 2021 budget totals \$190 million dollars, a decrease of \$272 million or 58.9 percent from the adjusted 2020 amount. The capital budget reduction is mostly related to the planned budget schedule for the Southwest Light Rail Transit project; currently at 25% completion. The 2021 budget includes funding for 8,369.9 full-time equivalent employees, a decrease of 26.1 from the adjusted 2020 number.

I am confident this budget demonstrates our commitment to our mission and goals and reflects our commitment to solid fiscal stewardship and responsibility that remains evident in almost four decades of AAA bond ratings. This budget reflects several knowns and unknowns regarding the pandemic and federal financial support of related costs. We also know that the quest for social justice is ongoing, and we know that our community is not healed.

The work and commitment that we have shown during 2020 continues to illustrate Hennepin County as a caring, innovative and responsive organization. The integrity of this organization and the ability to create hope and opportunity for the residents we serve, is my optimism for the future. I want to express my appreciation and gratitude to our employees who serve our residents with commitment and compassion and make Hennepin County a great place to work and live. Finally, I want to thank you, the Hennepin County Board of Commissioners, for your leadership, vision and support.

Respectfully submitted,



David J. Hough  
County Administrator

Hennepin County Administration

A-2303 Government Center, 300 South Sixth Street, Minneapolis, MN 55487-0233  
612-348-7574 | TDD: 612-348-7367 | FAX: 612-348-8228 | hennepin.us



## The 2021 Hennepin County Budget Process

Preparation of the annual budget begins eleven months prior to the start of the fiscal/calendar year with the distribution in February of the capital budget and the five-year Capital Improvement Program (CIP) instructions to departments. In April, the Office of Budget and Finance (OBF) distributes the operating budget instructions. These instructions provide parameters and guidelines from county administration to departments in the preparation of their 2021 operating and capital budget submissions. The schedule on page 5 identifies key stages in the formulation of the operating and capital budgets.

In the beginning of March, developments around the global coronavirus pandemic continued to rapidly change as the county began development of budget plans for the next year. The impact of the pandemic continued to evolve and required the county to be flexible and responsive as the 2021 budget was drafted.

For 2021, the operating budget guidelines directed departments to submit a budget request that required no more than 100 percent of each department's 2020 adjusted property tax requirement and to prepare a prioritized reduction schedule that reduced the department's property tax requirement by 4.0 percent from the requested level.

Personnel remain a significant driver of budget expenses. Departments were asked to scrutinize each position as it became vacant to reevaluate the tasks and consider innovative alternatives to filling the position. Only positions that were deemed critical or essential were considered for hiring approval.

Additional issues for department consideration as they developed their 2021 budget request included:

- Federal and state government funding levels are uncertain
- Flat to declining property tax revenues
- Other revenues are expected to decline
- Transformational change in how we do business must continue
- Rapidly changing environment may require different services and service levels
- Innovative, collaborative partnerships and shared service opportunities must be developed
- Contracted service needs should be reassessed
- Requests for new positions are not recommended

Organizational considerations:

- Strategies and activities toward achieving the county goal of reducing disparities in the seven domains (education, employment, health, housing, income, justice and transportation) should influence budget requests.
- Hennepin County core values – continuous improvement, customer services, diversity and inclusion, employee engagement and workforce development should support department decisions.

On March 16, 2020, the county declared a State of Emergency related to the COVID-19 pandemic that included temporarily closing the Hennepin County Government Center. All budget related meetings and hearings were held virtually in 2020.

Departments submitted budget requests to the Office of Budget and Finance on June 25, 2020. During July and August, department staff met with County Administration and the Office of Budget and Finance to clarify and resolve areas of concern. In preparation for the county administrator's 2021 budget recommendation, a series of budget briefings were held. These briefings provided the county board with overall financial information and a format to discuss the challenges and opportunities considered in the developing the proposed 2021 budget.

On September 15, 2020, the county administrator presented a proposed budget within the context of the current state of the economy, a public health crisis, the county board's mission and vision statements and the organization's core values.

"Truth-in-Taxation" statutes established in 1989 by the State of Minnesota require that a proposed budget and maximum tax levy be approved by September 30<sup>th</sup> of every year. On September 29, the county administrator recommended, and the Hennepin County Board of Commissioners approved a maximum levy of \$869 million – no increase when compared to last year.

During early October through November, the county board held a series of public hearings in which Hennepin County citizens, contracted service providers, taxpayers and clients were given the opportunity to comment on the proposed budget.

The "Truth-in-Taxation" statutes require that the county send out proposed property tax notices to all taxpayers in November based on the maximum proposed levy set by the county board in September. In addition, the statutes require the county to hold a public meeting where the proposed budget and levy are discussed. This meeting must occur after November 24 at 6:00 PM or later. The time and place of this hearing must be announced during the meeting where the preliminary levy is adopted and subsequently published in the minutes of that meeting and included with the parcel-specific notices sent to taxpayers.

The county board held its public meeting at 6:00 p.m. on December 1, 2020. On December 15, the county board adopted the 2021 budget by resolution, authorizing appropriations and establishing staffing complements for county departments.

The final approved property tax levy for 2021 is \$869 million – no increase when compared to last year.

### **Other Governmental Unit Budgets**

In conjunction with the Hennepin County budget process, other governmental units associated with the county also create budgets during the same time period.

The Hennepin County Regional Railroad Authority (HCRRA) was established to plan, design and implement rail transit in Hennepin County. The final approved HCRRA 2021 budget is \$31,359,572, with a property tax levy of \$30,000,000.



The Hennepin County Housing and Redevelopment Authority (HCHRA) was established to serve the housing, economic development and redevelopment needs of the citizens of Hennepin County and its municipalities. The final approved HCHRA 2021 budget is \$20,691,243, with a property tax levy of \$16,455,995.

Hennepin Healthcare System, Inc. is a public subsidiary corporation of the county which does business under the name Hennepin Healthcare. Although the Hennepin Healthcare budget is not included in the county budget, except for large capital investments, Minnesota Statutes section 383B.908 subd. 5 requires the county board to approve their annual budget. The approved Hennepin Healthcare 2021 operating budget is \$1,108,671,000.

<b>2020 Fiscal Year</b>	<b>2021 Operating Budget</b>	<b>2021 - 2025 Capital Improvement Program</b>	<b>Related Activities</b>
<b>January</b>			2020 Fiscal Year begins
<b>February</b>		2021 - 2025 CIP instructions distributed	
<b>March</b>		Departmental preliminary capital project requests submitted to Facility Services or Public Works Administration	Recap of FY 2019 Financials completed and distributed
<b>April</b>	2021 Operating Budget instructions & targets distributed		
<b>May</b>	Departments develop 2021 budget requests consistent with property tax targets and other budget guidelines	Capital project descriptions and cost estimates returned to departments; departments finalize capital project requests; and departments meet with County Administration regarding CIP as required	
<b>June</b>			
<b>July</b>	2021 department budget requests due to Office of Budget and Finance (OBF)  County Administration and OBF Office review and discuss budget requests with departments	Capital Budgeting Task Force (CBTF) meets with departments to review 2021 - 2025 project requests	2nd Quarter 2020 Financials/Year-end Projections completed and distributed
<b>August</b>			
<b>September</b>	County Board Briefing on 2021 budget and tax levy; County Administrator presents Proposed 2021 Budget; and County Board adopts maximum proposed property tax levy for 2021	County Administrator finalizes the proposed 2021 Capital Budget; CBTF finalizes its recommended 2021 - 2025 CIP	
<b>October</b>	Beginning in October, the County Board holds a series of public hearings to review and discuss proposed 2021 operating and capital budgets, and proposed fee schedule revisions		
<b>November</b>	Truth-in-Taxation notices mailed to all property owners		3rd Quarter 2020 Financials/Year-end projections completed and distributed
	The County Board holds public meeting for budget and levy discussion and holds public hearings to consider amendments to the proposed 2021 operating and capital budgets; and holds a public meeting for budget and levy discussion.		
<b>December</b>	County Board approves a final 2021 property tax levy and adopts a 2021 Operating and Capital Budget; and Budget Office finalizes property tax levy certifications and reporting to State agencies.		2020 Fiscal Year ends

## Budget/Financial Planning Processes

The annual budget process incorporates several short and long-term planning processes.

- The foundation of the annual budget is the five overarching goals first established by the county board in 1999, found on page III-2 of this document.
- The five-year Capital Improvement Program (CIP), which includes the 2021 Capital Budget as the first year of the program, is another example of an annual planning process that the county conducts. The CIP is reviewed and amended each year with the assistance of the Capital Budgeting Task Force (CBTF), an 11-member advisory committee of citizens appointed by the Hennepin County Board of Commissioners. Specific details of the county's capital projects and the CBTF's Report are contained within a separate document: **2021 Capital Budget and 2021-2025 Capital Improvement Program**.
- The Office of Budget and Finance prepares interim financial reports at the fund and departmental level to increase participation and accountability throughout the organization. These reports provide the county board and county administrator critical financial information needed for sound fiscal management as the year progresses.
- The county's APEX system, incorporates financial, human resources and procurement data into a single integrated system. The system allows county employees to track processes, query data and run reports on an on-going basis. The budget module of the APEX system incorporates both the annual operating budget and the five-year Capital Improvement Program and is used throughout the planning process to create budget versions culminating in county board consideration and adoption of the final budget.
- To simplify access to financial and budgetary information, interactive revenue and expense data is available at the county's home page [www.hennepin.us/your-government](http://www.hennepin.us/your-government). The website includes four years of information and presents the county's revenues and expenditures. Users can view the data by county program or department with various levels of detail available.
- In addition to these formalized planning processes, the county has incorporated several other short-term or ad-hoc planning groups to study and make recommendations on a variety of discussion issues.

---

## The 2021 Hennepin County Property Tax Process

### Tax Base

Minnesota's property tax system is generally considered to be one of the most complex in the country. The tax base starts with Estimated Market Value, which is set by county or local assessors. The amount of value that is actually used in computing taxes is Taxable Market Value. Differences between the two are the result of specific market value exclusions adopted by the state legislature, such as the exclusion for qualifying disabled veterans and the homestead market value exclusion.

Property taxes in Minnesota are ultimately based on a local jurisdiction's Net Tax Capacity or tax base. The tax capacity of an individual property is determined by multiplying the property's taxable market value by the relevant class rate(s). The use of a particular property determines which class rate is applied. For example, a property with a primary use as residential has a lower class rate than a property that has a primarily commercial or industrial use. These rates are set in statute and are uniform throughout the state.

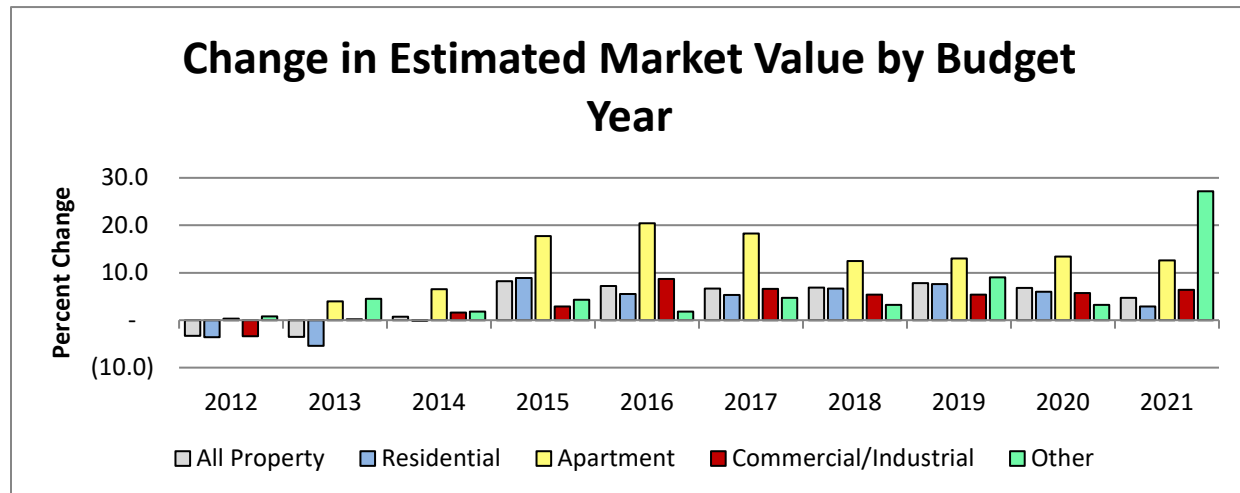
### Estimated Market Value

Estimated Market Value (EMV) represents the estimated selling price of a property, given a willing buyer and seller. In the assessment year 2020, for taxes payable in 2021, Hennepin County's total EMV was \$198.8 billion, an increase of \$9.8 billion, or 5.2 percent from taxes payable in 2020. In Minneapolis, property values increased by \$3.0 billion, or 5.3 percent. Suburban property values rose by \$6.8 billion, or 5.1 percent.

Residential values in suburban Hennepin rose 4.0 percent. The City of Minneapolis saw an increase in value for residential properties of about 2.7 percent. Residential properties comprise 66.9 percent of all property value in the county.

Suburban properties account for 70.1 percent of Hennepin County's estimated market value with the remaining 29.9 percent in the City of Minneapolis. Residential property accounts for most of the property value in both Minneapolis (57.8 percent) and suburban Hennepin County (70.8 percent).

Apartments account for 12.3 percent of Hennepin County's total EMV comprising 9.1 percent of the total EMV in the suburbs and 19.6 percent of total EMV in Minneapolis. Commercial and industrial property values are balanced in Minneapolis (21.6 percent of EMV) and in suburban areas (18.3 percent of EMV).



**Tax Capacity**

Tax capacity is the county’s tax base, after the state-determined tax classification rates are applied to taxable market value. Tax capacity acts as one of the major determinants of tax incidence, a measure of which properties bear the burden of the property tax levy. For example, residential properties valued under \$500,000 convert to tax capacity at a rate of 1.0 percent of EMV, while commercial properties convert at a rate of 2.0 percent of EMV in excess of \$150,000. This shifts the distribution of the tax burden between property types. On a countywide basis, residential property makes up 66.9 percent of the EMV, but after the conversion to (unadjusted) tax capacity, residential properties comprise 55.0 percent of tax capacity. Similarly, commercial/industrial property represents 19.3 percent of the countywide EMV, but the tax capacity of those commercial/industrial properties accounts for 31.1 percent of the county’s tax base.

There are two state programs which further shift the tax burden between property types and are set by jurisdictions other than Hennepin County. They are the Metropolitan Fiscal Disparities Program and Tax Increment Financing.

- The Metropolitan Fiscal Disparities Program was created by the state legislature and shares the growth in the commercial/industrial tax base between municipalities in the seven-county metropolitan area. In 2021, approximately \$32.3 million in taxes paid by Hennepin County taxpayers will be used to support services in other counties.
- Tax Increment Financing (TIF) districts, which are established by city governments, exclude portions of the tax base to finance redevelopment efforts. In 2021, approximately \$37.1 million in taxes will be used to pay for improvements in TIF districts located throughout the county and unavailable to support county and school programs. These programs increase the tax burden on all other properties. After adjusting for the fiscal disparities contribution and TIF, the tax burden shifts back onto residential, apartment and other properties.

Property % of Total	Estimated Market Value	Tax Capacity	Net Tax Capacity
Residential	66.9%	55.0%	59.4%
Commerical/Industrial	19.3%	31.1%	25.5%
Apartment	12.3%	11.9%	12.9%
Other/Personal	1.5%	2.0%	2.2%
Total:	100%	100%	100%

Tax capacity is adjusted for fiscal disparities and TIF to get the net tax capacity. The property tax levy is divided by the net tax capacity of all real and personal property in the county to determine the tax capacity rate. That rate then will be applied against the adjusted tax capacity of real and personal property in Hennepin County. For taxes payable in 2021, the total adjusted tax capacity of taxable property in Hennepin County is estimated to be \$2.3 billion, a 7.1 percent increase from taxes payable in 2020.

Residential property tax bills are impacted by 2011 legislation that created the Homestead Market Value Exclusion Program. The exclusion provides that for a home valued at \$76,000, 40 percent of the home's market value is excluded from its value for property tax calculations. The amount of value excluded decreases as the value of a home increases, with homes valued over \$413,800 receiving no exclusion.

### Tax Levy Process

The process for establishing and certifying the property tax levy is prescribed by Minnesota Statutes, Section 275.065. For taxes payable in 2021, local governments were required to adopt a maximum property tax levy by September 30, 2020, and to send out proposed property tax notices between the 10<sup>th</sup> and 24<sup>th</sup> of November. Local governments were also required to hold a meeting after 6:00 p.m. where the public could speak, and the 2021 budget and levy were discussed. The final 2021 tax levy had to be adopted and certified to the County Auditor by December 30, 2020. Hennepin County met all statutory requirements for establishing the 2021 Property Tax Levy.

After the county has determined its property tax requirements for the budget year, the budget requirement is increased by a factor to compensate for delinquent and uncollectible taxes and refunds of prior year taxes. The collection factor for 2021 is 98.5 percent and therefore, an additional 1.5 percent is applied to the property tax requirement of county funds (except in the case of debt service funds where the collection factor is regulated by law) to produce the amount of property tax to be levied.

## I. Revenue and Expenditures

# 2021 BUDGET

## COMPUTATION OF LEVIES BY FUND

	TOTAL BUDGET	INCOME FROM OTHER SOURCES	PROPERTY TAX REQUIREMENT	COLLECTION RATE	GROSS PROPERTY TAX LEVY
County Revenue	\$810,501,593	\$301,023,216	\$509,478,377	98.5%	\$517,236,932
Human Services	650,554,283	359,557,873	290,996,410	98.5%	295,427,827
Hennepin Health	271,090,312	271,090,312	0	0.0%	0
Transportation Sales Tax	25,750,000	25,750,000	0	0.0%	0
Solid Waste Enterprise Fund	78,289,969	78,289,969	0	0.0%	0
Glen Lake Golf Course	1,098,060	1,098,060	0	0.0%	0
Radio Communications	4,181,772	4,181,772	0	0.0%	0
<b>Total Operating</b>	<b><u>\$1,841,465,989</u></b>	<b><u>\$1,040,991,202</u></b>	<b><u>\$800,474,787</u></b>		<b><u>\$812,664,759</u></b>
Debt Retirement - Countywide	163,824,550	73,777,366	90,047,184	100.0%	90,047,184
Debt Retirement - Suburban	352,816	0	352,816	100.0%	352,816
Ballpark Sales Tax Revenue	2,505,000	2,505,000	0	0.0%	0
Capital Improvements	189,725,460	187,850,460	1,875,000	98.5%	1,903,553
<b>Total Non-Operating</b>	<b><u>\$356,407,826</u></b>	<b><u>\$264,132,826</u></b>	<b><u>\$92,275,000</u></b>		<b><u>\$92,303,553</u></b>
<b>GRAND TOTAL</b>	<b><u>\$2,197,873,815</u></b>	<b><u>\$1,305,124,028</u></b>	<b><u>\$892,749,787</u></b>		<b><u>\$904,968,312</u></b>
<b>Less County Program Aid</b>			<b><u>(\$36,009,406)</u></b>		<b><u>(\$36,009,406)</u></b>
<b>County Property Tax Levy</b>			<b><u>\$856,740,381</u></b>		<b><u>\$868,958,906</u></b>



# 2021 BUDGET

## TAX CAPACITY TAX CAPACITY RATES

	<b>2019 Actual</b>	<b>2020 Budget</b>	<b>2021 Budget</b>
ESTIMATED MARKET VALUE			
Minneapolis	\$52,725,405,700	\$56,353,252,300	\$58,392,300,714
Suburban	<u>124,441,323,900</u>	<u>132,606,901,649</u>	<u>139,431,469,500</u>
TOTAL ESTIMATED MARKET VALUE	<u>\$177,166,729,600</u>	<u>\$188,960,153,949</u>	<u>\$197,823,770,214</u>
NET TAX CAPACITY			
Minneapolis	\$586,430,142	\$624,313,281	\$696,691,201
Suburban	<u>1,392,585,198</u>	<u>1,487,082,648</u>	<u>1,564,015,754</u>
TOTAL NET TAX CAPACITY	<u>\$1,979,015,340</u>	<u>\$2,111,395,929</u>	<u>\$2,260,706,955</u>
TAX CAPACITY RATE (OPERATING)	<b>Taxes Payable 2019</b>	<b>Taxes Payable 2020</b>	<b>Taxes Payable 2021</b>
County Revenue	19.640%	19.240%	21.755%
Human Services	<u>13.770%</u>	<u>13.871%</u>	<u>12.399%</u>
OPERATING RATE SUBTOTAL	33.410%	33.111%	34.154%
Countywide Debt Retirement	4.523%	4.238%	3.960%
Capital Improvements	<u>0.198%</u>	<u>0.145%</u>	<u>0.084%</u>
TOTAL TAX CAPACITY RATE: <b>Minneapolis</b>	<b>38.131%</b>	<b>37.494%</b>	<b>38.198%</b>
Suburban Debt Retirement	0.055%	0.049%	0.019%
TOTAL TAX CAPACITY RATE: <b>Suburban Hennepin</b>	<b>38.186%</b>	<b>37.543%</b>	<b>38.217%</b>

Tax capacity and tax capacity rates shown are prior to final determination of tax capacity and disparity reduction aid.  
The rates also reflect initial contributions and distributions of the fiscal disparities program.

# 2021 BUDGET

## 2021 Expenditures and Revenues By Fund (Page 1 of 2)

### I. Governmental Funds

	County Revenue	Human Services	Library	Transportation Sales Tax	Ballpark Sales Tax Revenue	Capital Improvement	Debt Retirement	Governmental Subtotals
<b>BUDGET EXPENDITURES</b>								
Public Works	\$62,556,900			\$25,750,000				\$88,306,900
Public Safety	338,378,242							338,378,242
Health	77,122,767							77,122,767
Libraries								0
Human Services		650,554,283						650,554,283
Operations	332,443,684				2,505,000		164,177,366	499,126,050
Capital Improvements						189,725,460		189,725,460
<b>TOTAL EXPENDITURES</b>	<b>\$810,501,593</b>	<b>\$650,554,283</b>	<b>\$0</b>	<b>\$25,750,000</b>	<b>\$2,505,000</b>	<b>\$189,725,460</b>	<b>\$164,177,366</b>	<b>\$1,843,213,702</b>
<b>BUDGET REVENUES</b>								
Property Taxes								
Current Collections	\$509,478,377	\$290,996,410				\$1,875,000	\$90,400,000	\$892,749,787
Less County Program Aid	(22,529,761)	(13,479,645)						(36,009,406)
<b>Net Property Tax Total</b>	<b>486,948,616</b>	<b>277,516,765</b>	<b>0</b>	<b>0</b>	<b>0</b>	<b>1,875,000</b>	<b>90,400,000</b>	<b>856,740,381</b>
Other Taxes								
Wheelage Tax	20,800,000							20,800,000
Sales and Use Taxes				117,000,000	39,210,961			156,210,961
Other Non-Property Taxes	2,596,100							2,596,100
<b>Net Other Taxes Total</b>	<b>23,396,100</b>			<b>117,000,000</b>	<b>39,210,961</b>	<b>0</b>		<b>179,607,061</b>
<b>Total Taxes</b>	<b>510,344,716</b>	<b>277,516,765</b>	<b>0</b>	<b>117,000,000</b>	<b>39,210,961</b>	<b>1,875,000</b>	<b>90,400,000</b>	<b>1,036,347,442</b>
Intergovernmental-Federal	21,295,056	189,625,824				8,620,900	1,252,552	220,794,332
Intergovernmental-State								
County Program Aid	22,529,761	13,479,645						36,009,406
Highway Maintenance	16,982,183					33,766,111		50,748,294
Community Corrections	19,376,135							19,376,135
Community Health		2,040,188						2,040,188
Human Services		92,675,653						92,675,653
Public Defender	5,775,000							5,775,000
Other	34,779,374					5,786,750		40,566,124
<b>Total State</b>	<b>99,442,453</b>	<b>108,195,486</b>	<b>0</b>	<b>0</b>	<b>0</b>	<b>39,552,861</b>	<b>0</b>	<b>247,190,800</b>
Intergovernmental-Local	3,292,485	1,906,584				2,970,000	12,031,119	20,200,188
<b>Total Intergovernmental</b>	<b>124,029,994</b>	<b>299,727,894</b>	<b>0</b>	<b>0</b>	<b>0</b>	<b>51,143,761</b>	<b>13,283,671</b>	<b>488,185,320</b>
<b>Fees for Services</b>	<b>61,047,086</b>	<b>56,964,612</b>						<b>118,011,698</b>
<b>Fines and Forfeitures</b>	<b>377,200</b>							<b>377,200</b>
Other Revenue								
Investment Earnings	5,025,000							5,025,000
Licenses and Permits	6,331,909	2,166,000						8,497,909
Bond Proceeds						130,621,870		130,621,870
Indirect Cost Allocation	27,181,914							27,181,914
Miscellaneous	32,666,478	1,891,000		(29,191,449)	(35,802,489)	6,084,829	60,493,695	36,142,064
<b>Total Other Revenue</b>	<b>71,205,301</b>	<b>4,057,000</b>	<b>0</b>	<b>(29,191,449)</b>	<b>(35,802,489)</b>	<b>136,706,699</b>	<b>60,493,695</b>	<b>207,468,757</b>
<b>Total Current Revenue</b>	<b>767,004,297</b>	<b>638,266,271</b>	<b>0</b>	<b>87,808,551</b>	<b>3,408,472</b>	<b>189,725,460</b>	<b>164,177,366</b>	<b>1,850,390,417</b>
Fund Balance / Assets								
Decrease / (Increase)	43,497,296	12,288,012		(62,058,551)	(903,472)			(7,176,715)
<b>Total Revenue</b>	<b>\$810,501,593</b>	<b>\$650,554,283</b>	<b>\$0</b>	<b>\$25,750,000</b>	<b>\$2,505,000</b>	<b>\$189,725,460</b>	<b>\$164,177,366</b>	<b>\$1,843,213,702</b>

# 2021 BUDGET

<b>2021 Expenditures and Revenues</b> <b>By Fund</b> <b>(Page 2 of 2)</b>
---

## II. Enterprise Funds

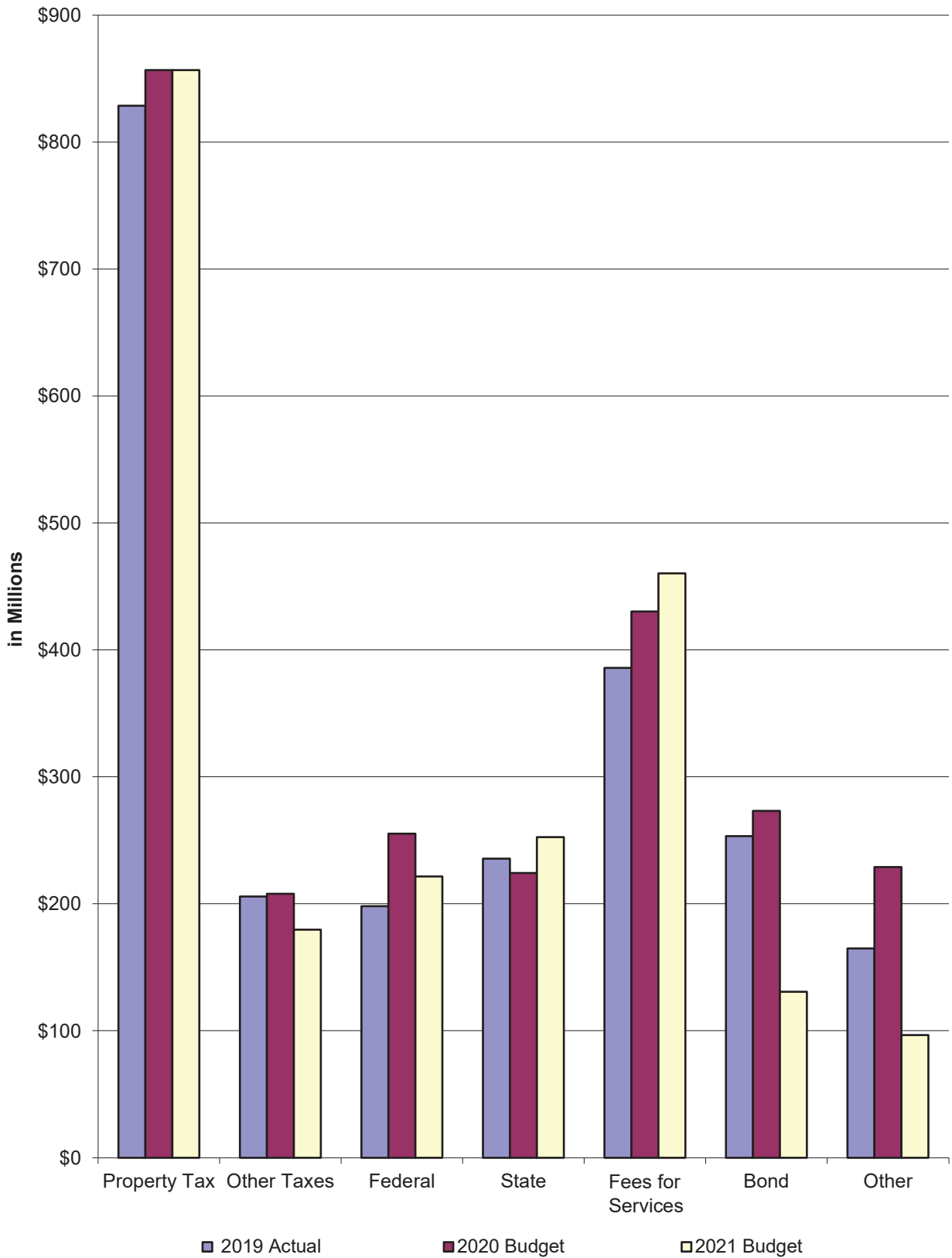
	Hennepin Health	Solid Waste Enterprise	Radio Comm.	Glen Lake Golf Course	Governmental & Enterprise Totals
<b>BUDGET EXPENDITURES</b>					
Public Works		\$78,289,969		\$1,098,060	\$167,694,929
Public Safety			4,181,772		342,560,014
Health	271,090,312				348,213,079
Libraries					0
Human Services					650,554,283
Operations					499,126,050
Capital Improvements					189,725,460
<b>TOTAL EXPENDITURES</b>	<b>\$271,090,312</b>	<b>\$78,289,969</b>	<b>\$4,181,772</b>	<b>\$1,098,060</b>	<b>\$2,197,873,815</b>
<b>BUDGET REVENUES</b>					
Property Taxes					
Current Collections					\$892,749,787
Less County Program Aid					(36,009,406)
<b>Net Property Tax Total</b>	<b>0</b>	<b>0</b>	<b>0</b>	<b>0</b>	<b>856,740,381</b>
Other Taxes					
Wheelage Tax					20,800,000
Sales and Use Taxes					156,210,961
Other Non-Property Taxes					2,596,100
<b>Net Other Taxes Total</b>					<b>179,607,061</b>
<b>Total Taxes</b>	<b>0</b>	<b>0</b>	<b>0</b>	<b>0</b>	<b>1,036,347,442</b>
Intergovernmental-Federal		800,000			221,594,332
Intergovernmental-State					
County Program Aid					36,009,406
Highway Maintenance					50,748,294
Community Corrections					19,376,135
Community Health					2,040,188
Human Services					92,675,653
Public Defender					5,775,000
Other		5,313,929			45,880,053
<b>Total State</b>	<b>0</b>	<b>5,313,929</b>	<b>0</b>	<b>0</b>	<b>252,504,729</b>
Intergovernmental-Local					20,200,188
<b>Total Intergovernmental</b>	<b>0</b>	<b>6,113,929</b>	<b>0</b>	<b>0</b>	<b>494,299,249</b>
<b>Fees for Services</b>	<b>274,591,964</b>	<b>63,498,865</b>	<b>4,135,303</b>		<b>460,237,830</b>
<b>Fines and Forfeitures</b>		<b>30,000</b>			<b>407,200</b>
Other Revenue					
Investment Earnings	525,000	490,000			6,040,000
Licenses and Permits		1,119,400			9,617,309
Bond Proceeds					130,621,870
Indirect Cost Allocation					27,181,914
Miscellaneous		849,452		1,098,060	38,089,576
<b>Total Other Revenue</b>	<b>525,000</b>	<b>2,458,852</b>	<b>0</b>	<b>1,098,060</b>	<b>211,550,669</b>
<b>Total Current Revenue</b>	<b>275,116,964</b>	<b>72,101,646</b>	<b>4,135,303</b>	<b>1,098,060</b>	<b>2,202,842,390</b>
Fund Balance / Assets					
Decrease / (Increase)	(4,026,652)	6,188,323	46,469		(4,968,575)
<b>Total Revenue</b>	<b>\$271,090,312</b>	<b>\$78,289,969</b>	<b>\$4,181,772</b>	<b>\$1,098,060</b>	<b>\$2,197,873,815</b>

# 2021 BUDGET

## SOURCES OF REVENUE

	2019 ACTUAL	2020 BUDGET	2021 BUDGET
Current Property Tax	\$828,543,213	\$856,743,044	\$856,740,381
Other Taxes	205,635,692	207,834,528	179,607,061
Federal	198,036,565	255,267,583	221,594,332
State	235,585,721	224,220,758	252,504,729
Local	30,585,138	28,805,951	20,200,188
Investment Earnings	36,048,500	14,853,870	6,040,000
Fees for Services	385,726,462	430,152,351	460,237,830
Fines and Forfeitures	1,211,656	816,350	407,200
Licenses and Permits	9,712,864	10,707,416	9,617,309
Bond Proceeds	253,250,922	273,100,000	130,621,870
Other Financing	1,962,396	192,749	1,340,206
Other Revenue	73,291,275	74,887,275	63,931,284
Subtotal - Current Revenue	<u>2,259,590,404</u>	<u>2,377,581,875</u>	<u>2,202,842,390</u>
Use of / (Add to) Fund Balance	<u>0</u>	<u>98,660,217</u>	<u>(4,968,575)</u>
<b>TOTAL REVENUES</b>	<b><u>\$2,259,590,404</u></b>	<b><u>\$2,476,242,092</u></b>	<b><u>\$2,197,873,815</u></b>

## SOURCES OF REVENUE 2019 - 2021

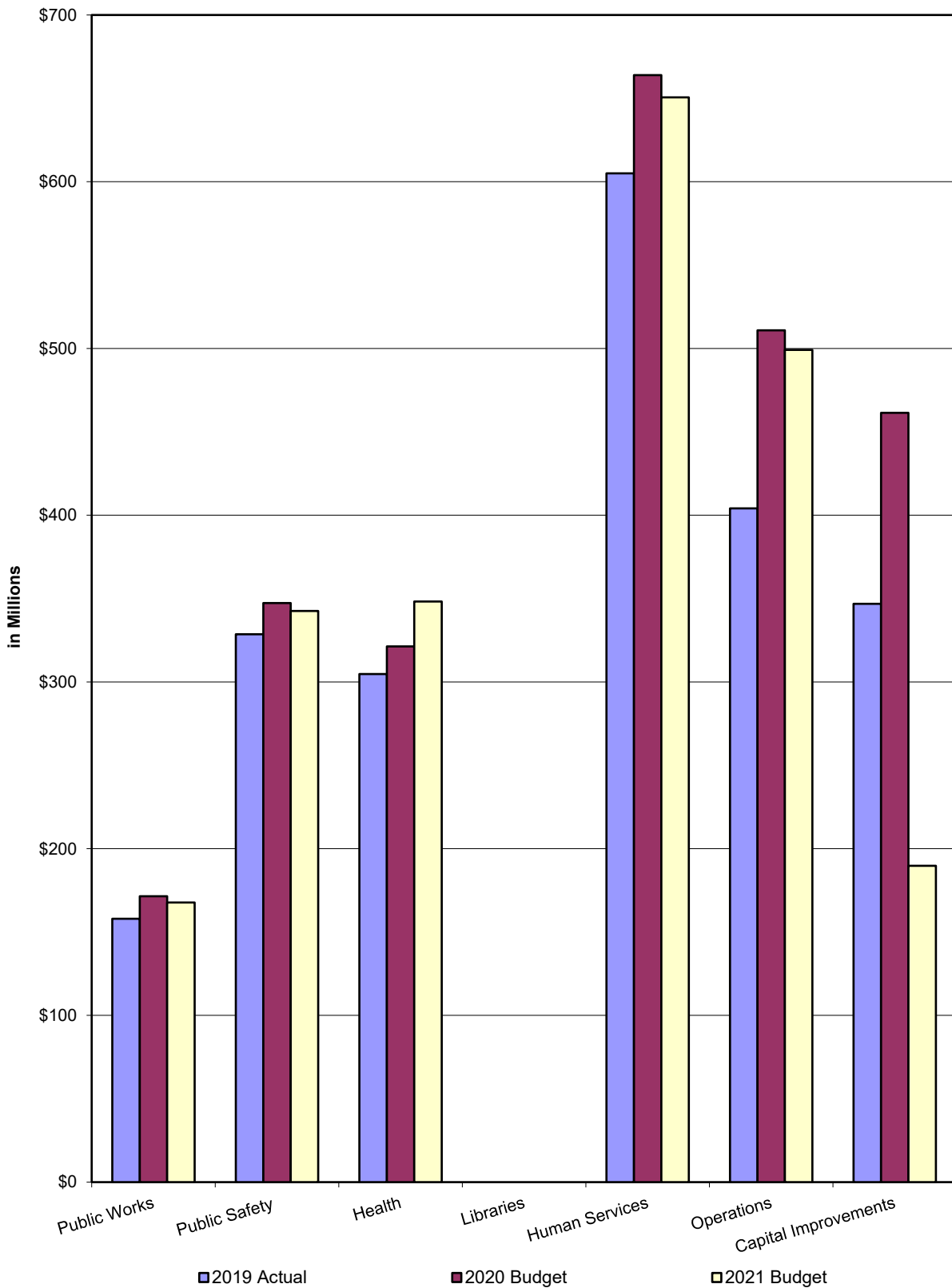


# 2021 BUDGET

## EXPENDITURES AND FTE SUMMARY

MAJOR PROGRAM	2019 ACTUAL		2020 BUDGET		2021 BUDGET	
	ACTUAL	FTE	BUDGET	FTE	BUDGET	FTE
Public Works	\$157,960,279	396.6	\$171,467,273	388.6	\$167,694,929	384.6
Public Safety	328,575,321	2,302.2	347,263,678	2,318.1	342,560,014	2,269.5
Health	304,685,642	426.2	321,324,125	426.9	348,213,079	410.6
Human Services	604,984,914	3,210.0	663,947,789	3,216.7	650,554,283	3,241.8
Operations	404,057,665	1,657.2	510,867,407	1,627.3	499,126,050	1,639.0
Capital Improvements	346,824,179	0.0	461,371,820	0.0	189,725,460	0.0
Internal Service Funds	<u>0</u>	<u>416.4</u>	<u>0</u>	<u>418.4</u>	<u>0</u>	<u>424.4</u>
<b>Total</b>	<b><u>\$2,147,088,000</u></b>	<b><u>8,408.6</u></b>	<b><u>\$2,476,242,092</u></b>	<b><u>8,396.0</u></b>	<b><u>\$2,197,873,815</u></b>	<b><u>8,369.9</u></b>

## EXPENDITURES BY MAJOR PROGRAM 2019 - 2021



**PERSONNEL COMPARISON BY DEPARTMENT**  
 FULL-TIME EQUIVALENTS (FTEs)

PROGRAM / DEPARTMENT	2019 BUDGET	2020 BUDGET	2021 BUDGET	Chg 2020-2021
<b>PUBLIC WORKS</b>				
Public Works Services.....	318.0	309.0	305.0	(4.0)
Environment and Energy.....	78.6	79.6	79.6	0.0
Glen Lake Golf Course.....	0.0	0.0	0.0	0.0
Transportation Sales Tax & Development.....	<u>0.0</u>	<u>0.0</u>	<u>0.0</u>	<u>0.0</u>
TOTAL	<u>396.6</u>	<u>388.6</u>	<u>384.6</u>	<u>(4.0)</u>
<b>PUBLIC SAFETY</b>				
Public Safety Administration & Justice.....	60.0	74.0	73.0	(1.0)
County Attorney's Office.....	398.0	407.5	407.5	0.0
Court Functions .....	0.0	0.0	0.0	0.0
Public Defender's Office.....	41.0	35.8	31.8	(4.0)
Sheriff's Office.....	807.0	810.0	810.0	0.0
Dept of Community Corrections & Rehabilitation.....	996.2	990.8	947.2	(43.6)
Radio Communications.....	<u>0.0</u>	<u>0.0</u>	<u>0.0</u>	<u>0.0</u>
TOTAL	<u>2,302.2</u>	<u>2,318.1</u>	<u>2,269.5</u>	<u>(48.6)</u>
<b>HEALTH</b>				
Hennepin Health.....	128.0	128.0	112.5	(15.5)
NorthPoint Health and Wellness.....	252.1	251.6	251.6	0.0
Medical Examiner's Office.....	41.1	42.3	43.5	1.2
Hennepin Uncompensated Care.....	0.0	0.0	0.0	0.0
Health Administration and Support.....	5.0	5.0	3.0	(2.0)
Sexual Assault Resources Services.....	<u>0.0</u>	<u>0.0</u>	<u>0.0</u>	<u>0.0</u>
TOTAL	<u>426.2</u>	<u>426.9</u>	<u>410.6</u>	<u>(16.3)</u>
<b>HUMAN SERVICES</b>				
TOTAL	<u>3,210.0</u>	<u>3,216.7</u>	<u>3,241.8</u>	<u>25.1</u>
<b>OPERATIONS</b>				
Commissioners.....	25.0	25.0	25.0	0.0
County Administration.....	17.0	17.0	17.0	0.0
Housing and Economic Development.....	34.0	37.0	37.0	0.0
Office of Budget and Finance.....	82.1	83.1	83.1	0.0
Facility Services.....	271.0	271.5	271.5	0.0
Central Information Technology.....	34.1	30.1	24.1	(6.0)
Real Property Group.....	336.5	352.6	351.6	(1.0)
Human Resources.....	99.6	105.6	104.8	(0.8)
Audit, Compliance, and Investigation Services.....	27.0	27.0	27.0	0.0
Libraries.....	611.4	535.6	535.6	0.0
General County Purposes.....	119.5	142.8	162.3	19.5
Debt Retirement.....	<u>0.0</u>	<u>0.0</u>	<u>0.0</u>	<u>0.0</u>
TOTAL	<u>1,657.2</u>	<u>1,627.3</u>	<u>1,639.0</u>	<u>11.7</u>
<b>INTERNAL SERVICE FUNDS</b>				
Fleet Services.....	28.0	28.0	28.0	0.0
Energy Center.....	1.0	1.0	1.0	0.0
Employee Health Plan Self Insurance.....	6.0	6.0	6.0	0.0
Information Technology Internal Services.....	375.4	376.4	381.4	5.0
Self Insurance.....	6.0	7.0	8.0	1.0
Other Employee Benefits.....	<u>0.0</u>	<u>0.0</u>	<u>0.0</u>	<u>0.0</u>
TOTAL	<u>416.4</u>	<u>418.4</u>	<u>424.4</u>	<u>6.0</u>
<b>GRAND TOTAL</b>	<b><u>8,408.6</u></b>	<b><u>8,396.0</u></b>	<b><u>8,369.9</u></b>	<b><u>(26.1)</u></b>



## II. Fund Summaries

# 2021 BUDGET

## COUNTY REVENUE FUND SUMMARY

(Page 1 of 2)

Basis of Accounting: Modified Accrual	2019 ACTUAL	2020 BUDGET	2021 BUDGET
<b><u>TOTAL EXPENDITURES</u></b>	<b><u>\$652,262,666</u></b>	<b><u>\$836,216,009</u></b>	<b><u>\$810,501,593</u></b>
<b><u>SOURCE OF REVENUE</u></b>			
<u>Property Taxes</u>			
Current Collections	\$406,749,349	\$496,877,810	\$509,478,377
Less County Program Aid	(17,048,999)	(22,432,352)	(22,529,761)
Market Value Homestead Credit	(39,430)	0	0
Total Property Taxes	<u>389,660,920</u>	<u>474,445,458</u>	<u>486,948,616</u>
<u>Nonproperty Taxes</u>			
Mortgage Registry/Deed Tax	2,731,657	2,300,000	2,500,000
Tax Increment Financing	13,510,907	12,127,467	-
Wheelage Tax	10,678,140	20,800,000	20,800,000
Other	<u>504,678</u>	<u>96,100</u>	<u>96,100</u>
Total Nonproperty Taxes	<u>27,425,382</u>	<u>35,323,567</u>	<u>23,396,100</u>
Total Taxes	<u>417,086,302</u>	<u>509,769,025</u>	<u>510,344,716</u>
<u>Intergovernmental Revenue</u>			
Federal	<u>16,112,441</u>	<u>39,677,179</u>	<u>21,295,056</u>
State - County Program Aid	17,048,999	22,432,352	22,529,761
State - Market Value Homestead Credit	39,430	0	0
State - Highway Maintenance	19,767,632	19,613,979	16,982,183
State - Community Corrections	19,463,548	19,393,300	19,376,135
State - Public Defender	6,450,000	6,400,000	5,775,000
State - Other	<u>11,989,395</u>	<u>9,718,850</u>	<u>34,779,374</u>
Total State	<u>74,759,004</u>	<u>77,558,481</u>	<u>99,442,453</u>
Local - Intergovernmental Gov't Transfers	903,133	0	0
Other	<u>2,256,605</u>	<u>3,692,226</u>	<u>3,292,485</u>
Total Local	<u>3,159,738</u>	<u>3,692,226</u>	<u>3,292,485</u>
Total Intergovernmental Revenue	<u>94,031,183</u>	<u>120,927,886</u>	<u>124,029,994</u>
<u>Investment Income</u>	<u>28,753,579</u>	<u>13,868,870</u>	<u>5,025,000</u>

# 2021 BUDGET

## COUNTY REVENUE FUND SUMMARY

(Page 2 of 2)

	2019 ACTUAL	2020 BUDGET	2021 BUDGET
<u>Fees for Services</u>			
Service Center Fees	1,024,701	1,032,900	910,000
North Point Patient Reimbursements	26,000,192	31,044,909	29,661,285
Assessor - Services Provided To Municipalities	3,773,619	3,828,178	3,396,843
Boarding of Prisoners	670,645	740,000	659,670
Correction Facility Fees	1,713,548	2,123,512	1,740,821
Public Records Fees	7,657,081	7,240,000	7,725,000
Client Fees	1,796,228	2,061,250	1,568,249
Sheriff Fees	3,224,546	4,310,762	4,377,694
Other Fees and Service Charges	<u>10,241,362</u>	<u>10,685,266</u>	<u>11,007,524</u>
Total Fees for Services	<u>56,101,922</u>	<u>63,066,777</u>	<u>61,047,086</u>
Total Fines and Forfeitures	<u>641,103</u>	<u>801,350</u>	<u>377,200</u>
<u>Licenses and Permits</u>			
Drivers Licenses	1,952,254	1,937,000	1,549,600
Vital Certificates	1,033,795	1,148,100	918,478
Motor Vehicle Licenses	2,116,424	2,599,916	2,079,931
Other Licenses and Permits	<u>1,563,061</u>	<u>1,703,900</u>	<u>1,783,900</u>
Total Licenses and Permits	<u>6,665,534</u>	<u>7,388,916</u>	<u>6,331,909</u>
<u>Other Revenue</u>			
Commodity, Concession and Miscellaneous	679,639	1,067,454	751,404
Interfund	0	1,051,581	4,299,000
Miscellaneous	<u>59,023,111</u>	<u>42,060,416</u>	<u>27,616,074</u>
Total Other Revenue	<u>59,702,750</u>	<u>71,983,185</u>	<u>59,848,392</u>
<u>Total Current Revenue</u>	<u>662,982,373</u>	<u>787,806,009</u>	<u>767,004,297</u>
<u>Budgeted Use of Fund Balance</u>	<u>0</u>	<u>48,410,000</u>	<u>43,497,296</u>
<b><u>TOTAL BUDGETED REVENUES</u></b>	<b><u>\$662,982,373</u></b>	<b><u>\$836,216,009</u></b>	<b><u>\$810,501,593</u></b>

# 2021 BUDGET

## COUNTY REVENUE FUND EXPENDITURES AND FTE SUMMARY

MAJOR PROGRAM/DEPARTMENT	2019		2020		2021	
	ACTUAL	FTE	BUDGET	FTE	BUDGET	FTE
<b>PUBLIC WORKS</b>						
Public Works Services	\$64,400,183	318.0	\$66,237,493	309.0	\$62,556,900	305.0
<b>PUBLIC SAFETY</b>						
Public Safety and Justice	13,206,430	60.0	16,794,241	74.0	16,454,656	73.0
County Attorney's Office	59,289,042	398.0	61,971,948	407.5	61,917,335	407.5
Court Functions	2,012,497	0.0	2,258,600	0.0	2,258,600	0.0
Public Defender's Office	12,549,119	41.0	10,891,292	35.8	10,061,861	31.8
Sheriff's Office	113,838,372	807.0	121,732,075	810.0	121,044,308	810.0
Community Corrections & Rehabilitation	<u>124,018,330</u>	<u>996.2</u>	<u>129,383,108</u>	<u>990.8</u>	<u>126,641,482</u>	<u>947.2</u>
Subtotal	324,913,790	2,302.2	343,031,264	2,318.1	338,378,242	2,269.5
<b>HEALTH</b>						
Health Administration	812,946	5.0	1,102,923	5.0	742,383	3.0
NorthPoint Health and Wellness	40,516,056	252.1	45,279,972	251.6	41,372,438	251.6
Medical Examiner's Office	7,260,252	41.1	7,801,239	42.3	7,807,946	43.5
Hennepin Uncompensated Care	24,500,000	0.0	26,000,000	0.0	26,000,000	0.0
Sexual Assault Resources Service	<u>1,165,809</u>	<u>0.0</u>	<u>1,450,000</u>	<u>0.0</u>	<u>1,200,000</u>	<u>0.0</u>
Subtotal	74,255,063	298.2	81,634,134	298.9	77,122,767	298.1
<b>OPERATIONS</b>						
Commissioners	2,829,840	25.0	3,061,745	25.0	3,061,144	25.0
County Administration	3,297,308	17.0	3,856,272	17.0	3,670,791	17.0
Housing and Economic Development	9,761,637	34.0	23,078,745	37.0	38,831,200	37.0
Facility Services	59,552,301	271.0	68,227,508	271.5	68,346,452	271.5
Office of Budget and Finance	14,316,590	82.1	16,068,362	83.1	15,826,996	83.1
Central Information Technology	5,855,480	34.1	7,243,179	30.1	5,172,242	24.1
Real Property Group	44,403,351	336.5	56,595,497	352.6	53,954,376	351.6
Human Resources	17,621,405	99.6	18,727,332	105.6	19,318,511	104.8
Audit, Compliance, and Investigation Svcs.	3,618,600	27.0	4,203,589	27.0	4,144,806	27.0
Libraries	81,895,814	611.4	88,867,729	535.6	67,910,481	535.6
General County Purposes	<u>27,437,126</u>	<u>119.5</u>	<u>55,383,160</u>	<u>142.8</u>	<u>52,206,685</u>	<u>162.3</u>
Subtotal	270,589,452	1,657.2	345,313,118	1,627.3	332,443,684	1,639.0
<b>TOTAL</b>	<b><u>\$734,158,488</u></b>	<b><u>4,575.6</u></b>	<b><u>\$836,216,009</u></b>	<b><u>4,553.3</u></b>	<b><u>\$810,501,593</u></b>	<b><u>4,511.6</u></b>

# 2021 BUDGET

Special Revenue Fund

## HUMAN SERVICES FUND SUMMARY

Basis of Accounting: Modified Accrual	2019 ACTUAL	2020 BUDGET	2021 BUDGET
<b><u>TOTAL EXPENDITURES</u></b>	<b><u>\$604,984,914</u></b>	<b><u>\$663,947,789</u></b>	<b><u>\$650,554,283</u></b>
<b><u>SOURCE OF REVENUE</u></b>			
<u>Property Taxes</u>			
Current Collections	283,512,190	302,293,109	290,996,410
Less Program Aid	(11,362,398)	(13,399,523)	(13,479,645)
Less Market Value Homestead Credit	<u>(27,645)</u>	<u>0</u>	<u>0</u>
Total Property Taxes	<u>272,122,147</u>	<u>288,893,586</u>	<u>277,516,765</u>
<u>Nonproperty Taxes</u>			
Other Taxes	<u>164,867</u>	<u>0</u>	<u>0</u>
<u>Intergovernmental Revenue</u>			
Federal - Administrative Grants	17,972,639	18,892,550	19,497,718
Federal - Title XX - Human Services Grants	6,424,319	7,008,349	7,008,349
Federal - Title IVE - Foster Care	4,969,314	8,656,000	6,766,000
Federal - Grants for Training and Employment Programs	20,380,386	20,800,071	20,800,071
Federal - General	16,321,768	18,198,890	22,115,305
Federal - CARES COVID 19	0	10,361,825	0
Federal - Title IVD - Child Support	17,986,330	19,400,000	17,349,231
Federal - Medical Assistance (MA) Administration	58,160,594	56,399,161	60,808,266
Federal - Food Stamp (SNAP) Administration	14,689,853	14,199,349	15,258,536
Federal - TANF Administration	5,510,380	5,351,000	5,717,525
Federal - Community Health	7,427,028	11,969,785	12,379,823
Federal Incentive - Child Support and MA	<u>1,960,437</u>	<u>1,925,000</u>	<u>1,925,000</u>
Total Federal	<u>171,803,048</u>	<u>193,161,980</u>	<u>189,625,824</u>

# 2020 BUDGET

Special Revenue Fund

## HUMAN SERVICES FUND SUMMARY

(Page 2 of 2)

	2019 ACTUAL	2020 BUDGET	2021 BUDGET
State - Grants for Human Services	40,134,575	41,229,537	37,961,913
State - County Program Aid	11,362,398	13,399,523	13,479,645
State - Market Value Homestead Credit	27,645	0	0
State - Vulnerable Children and Adults Act	12,693,133	12,976,383	12,976,383
State - Grants for Training and Employment Programs	2,213,037	3,036,000	3,036,000
State - Administrative	4,041,013	3,974,000	3,839,600
State - General Assistance	4,940,697	4,330,000	4,330,000
State - Community Health	1,346,889	2,622,131	2,040,188
State - Medical Assistance/Medicare	<u>29,408,329</u>	<u>30,646,000</u>	<u>30,531,757</u>
Total State	<u>106,167,715</u>	<u>112,213,574</u>	<u>108,195,486</u>
Local Grants	<u>1,623,402</u>	<u>3,019,000</u>	<u>1,906,584</u>
<u>Interest Income</u>	<u>0</u>	<u>0</u>	<u>0</u>
<u>Fees for Services</u>			
Patient Fees	10,557,631	10,830,990	9,479,041
Medicaid/GAMC/Targeted Case Management	25,557,355	30,844,862	35,345,096
Medicare	376,078	427,844	493,932
Other Services	<u>14,154,639</u>	<u>14,552,312</u>	<u>11,646,543</u>
Total Fees and Services	<u>50,645,702</u>	<u>56,656,008</u>	<u>56,964,612</u>
<u>Health Licenses</u>	<u>1,924,720</u>	<u>2,128,500</u>	<u>2,166,000</u>
<u>Other Revenue</u>			
Miscellaneous - Other	3,647,426	1,875,000	1,891,000
Interfund Transfers	<u>14,000,000</u>	<u>0</u>	<u>0</u>
Total Other Revenue	<u>17,647,426</u>	<u>1,875,000</u>	<u>1,891,000</u>
Total Current Revenue	<u>622,099,028</u>	<u>657,947,648</u>	<u>638,266,271</u>
<u>Budgeted Use of Fund Balance</u>	<u>0</u>	<u>6,000,141</u>	<u>12,288,012</u>
<b><u>TOTAL REVENUES</u></b>	<b><u>\$622,099,028</u></b>	<b><u>\$663,947,789</u></b>	<b><u>\$650,554,283</u></b>

# 2021 BUDGET

Special Revenue Funds

<b>TRANSPORTATION SALES TAX FUND SUMMARY</b>
--

Basis of Accounting: Modified Accrual	2019 ACTUAL	2020 BUDGET	2021 BUDGET
<b><u>TOTAL EXPENDITURES</u></b>	<b><u>\$21,835,904</u></b>	<b><u>\$25,000,000</u></b>	<b><u>\$25,750,000</u></b>
<b><u>SOURCE OF REVENUE</u></b>			
<u>Sales Tax Revenue</u>	<u>141,127,241</u>	<u>133,300,000</u>	<u>117,000,000</u>
<u>Transfers to Other Funds</u>	<u>(70,872,078)</u>	<u>(149,615,664)</u>	<u>(29,191,449)</u>
<u>Total Current Revenue</u>	<u>70,255,163</u>	<u>(16,315,664)</u>	<u>87,808,551</u>
<u>Budgeted Use / (Increase) of Fund Balance</u>	<u>0</u>	<u>41,315,664</u>	<u>(62,058,551)</u>
<b><u>TOTAL REVENUES</u></b>	<b><u>\$70,255,163</u></b>	<b><u>\$25,000,000</u></b>	<b><u>\$25,750,000</u></b>

# 2021 BUDGET

Special Revenue Funds

## BALLPARK SALES TAX REVENUE FUND SUMMARY

Basis of Accounting: Modified Accrual	2019 ACTUAL	2020 BUDGET	2021 BUDGET
<b><u>TOTAL EXPENDITURES</u></b>	<b><u>\$2,400,573</u></b>	<b><u>\$2,505,000</u></b>	<b><u>\$2,505,000</u></b>
<b><u>SOURCE OF REVENUE</u></b>			
<u>Sales Tax Revenue</u>	<u>39,727,752</u>	<u>39,210,961</u>	<u>39,210,961</u>
<u>Transfers to Other Funds</u>	<u>(34,471,388)</u>	<u>(35,978,000)</u>	<u>(35,802,489)</u>
<u>Investment Income</u>	<u>170,607</u>	<u>0</u>	<u>0</u>
<u>Total Current Revenue</u>	<u>5,426,971</u>	<u>3,232,961</u>	<u>3,408,472</u>
<u>Budgeted Use of Fund Balance</u>	<u>0</u>	<u>(727,961)</u>	<u>(903,472)</u>
<b><u>TOTAL REVENUES</u></b>	<b><u>\$5,426,971</u></b>	<b><u>\$2,505,000</u></b>	<b><u>\$2,505,000</u></b>



# 2021 BUDGET

<b>CAPITAL IMPROVEMENTS FUND SUMMARY</b>
--

Basis of Accounting: Modified Accrual	2019 ACTUALS	2020 BUDGET	2021 BUDGET
<b><u>TOTAL EXPENDITURES</u></b>	<b><u>\$346,824,179</u></b>	<b><u>\$461,371,820</u></b>	<b><u>\$189,725,460</u></b>
<b><u>SOURCE OF REVENUE</u></b>			
<u>Property Taxes</u>			
Current Collections	3,909,752	3,004,000	1,875,000
Less County Program Aid	60	0	0
Less Market Value Homestead Credit	(483)	0	0
Total Property Taxes	<u>3,909,329</u>	<u>3,004,000</u>	<u>1,875,000</u>
<u>Nonproperty Taxes (Transportation Sales &amp; Use)</u>	<u>47,407</u>	<u>0</u>	<u>0</u>
<u>Intergovernmental Revenue</u>			
Federal - Highway Aids	7,901,264	20,249,000	8,620,900
State - County Program Aid	(60)	0	0
State - Market Value Homestead Credit	483	0	0
State - Highway and Bridge Aids	44,471,737	28,887,000	33,766,111
State - Other	0	500,000	5,786,750
Local	<u>12,326,828</u>	<u>10,267,156</u>	<u>2,970,000</u>
Total Intergovernmental Revenue	<u>64,700,252</u>	<u>59,903,156</u>	<u>51,143,761</u>
<u>Investment Income</u>	<u>4,136,563</u>	<u>0</u>	<u>0</u>
<u>Fees for Services</u>	<u>0</u>	<u>0</u>	<u>0</u>
<u>Other Revenue</u>	<u>6,000,476</u>	<u>174,000</u>	<u>4,543,380</u>
<u>Total Current Revenue</u>	<u>78,794,027</u>	<u>63,081,156</u>	<u>57,562,141</u>
<u>Other Financing</u>			
Bond Proceeds	253,061,922	273,100,000	130,621,870
Transfers (To) From Other Funds*	69,325,322	125,190,664	1,541,449
Building & Land Sales	<u>121,549</u>	<u>0</u>	<u>0</u>
Total Other Financing	<u>322,508,793</u>	<u>398,290,664</u>	<u>132,163,319</u>
<b><u>TOTAL REVENUES</u></b>	<b><u>\$401,302,820</u></b>	<b><u>\$461,371,820</u></b>	<b><u>\$189,725,460</u></b>

\*2019: \$68.1m & 2020: \$123.6m Transpo Sales & Use Tax for Light Rail Transit projects.

# 2021 BUDGET

## DEBT RETIREMENT FUND SUMMARY

Basis of Accounting: Modified Accrual	2019 ACTUAL	2020 BUDGET	2021 BUDGET
<b><u>TOTAL EXPENDITURES</u></b>	<b><u>\$131,067,642</u></b>	<b><u>\$163,049,289</u></b>	<b><u>\$164,177,366</u></b>
<b><u>SOURCE OF REVENUE</u></b>			
<u>Property Taxes</u>			
Current Collections	90,217,298	90,400,000	90,400,000
Less Program Aid	<u>0</u>	<u>0</u>	<u>0</u>
Less Market Value Homestead Credit	(8,482)	<u>0</u>	<u>0</u>
<u>Total Property Taxes</u>	<u>90,208,816</u>	<u>90,400,000</u>	<u>90,400,000</u>
<u>Nonproperty Taxes</u>	<u>9,286</u>	<u>0</u>	<u>0</u>
<u>Intergovernmental Revenue</u>			
Federal - Interest Subsidy Payments	2,140,518	1,252,552	1,252,552
State - Program Aid	0	0	0
State - Market Value Homestead Credit	8,482	0	0
Other local intergovernmental	<u>10,413,859</u>	<u>11,827,569</u>	<u>12,031,119</u>
<u>Total Intergovernmental Revenue</u>	<u>12,562,859</u>	<u>13,080,121</u>	<u>13,283,671</u>
<u>Other Revenue</u>			
Interest on Investments	210,584	0	0
Bond Proceeds	48,249,000	0	0
Bond Redemption	(48,060,000)	0	0
Transfer From Other Funds	32,580,166	59,569,168	60,493,695
Other Revenues	<u>0</u>	<u>0</u>	<u>0</u>
<u>Total Other Revenue</u>	<u>32,979,750</u>	<u>59,569,168</u>	<u>60,493,695</u>
<u>Total Current Revenue</u>	<u>102,780,961</u>	<u>163,049,289</u>	<u>164,177,366</u>
<u>Actual/Budgeted Use of Fund Balance</u>	<u>0</u>	<u>0</u>	<u>0</u>
<b><u>TOTAL REVENUES</u></b>	<b><u>\$135,760,711</u></b>	<b><u>\$163,049,289</u></b>	<b><u>\$164,177,366</u></b>

Notes: This fund summary shows budgets for General Obligation Debt in Fund 70 and for Ballpark Debt in Fund 79. The Ballpark debt is paid with non-property tax revenues.

In 2021, Transfer From Other Funds includes \$30.9 million for Ballpark debt, \$28.0 million for Transportation Sales Tax Debt, and \$1.6 million for Energy Center debt.

# FUTURE LEVY REQUIREMENTS - GENERAL OBLIGATION DEBT

**2021 Budget**

Based on Actual General Obligation Debt

Series	2010C-D	2013A	2014A-B	2016B-C	2017C	2018A-B	2019C	2020A-B	TOTAL DEBT SERVICE LEVY	Countywide Portion	Suburban Only Portion
Year											
<b>2021</b>	7,944,472	4,326,000	16,531,725	14,224,613	8,528,100	19,639,560	5,370,254	13,835,276	90,400,000	90,047,184	352,816
<b>2022</b>	7,887,194	0	16,423,050	14,070,788	8,525,738	19,061,070	5,383,875	19,149,900	90,501,614	90,154,607	347,007
<b>2023</b>	7,837,109	0	16,274,475	13,900,163	8,524,688	24,572,835	5,389,125	14,333,288	90,831,682	90,486,035	345,647
<b>2024</b>	7,782,509	0	16,318,050	13,749,750	8,524,425	24,593,782	5,395,950	14,184,188	90,548,654	90,205,402	343,252
<b>2025</b>	7,711,949	0	15,977,483	13,591,725	8,524,425	24,622,973	5,403,825	14,043,488	89,875,867	89,534,401	341,466
<b>2026</b>	7,647,269	0	16,029,038	13,441,575	8,524,163	24,643,238	5,401,725	11,458,388	87,145,394	86,801,761	343,634
<b>2027</b>	7,575,460	0	12,235,335	13,277,250	8,523,113	24,674,055	5,405,400	11,459,175	83,149,787	83,149,787	0
<b>2028</b>	7,495,917	0	7,751,888	13,130,250	8,526,000	24,703,770	5,403,563	11,459,700	78,471,087	78,471,087	0
<b>2029</b>	7,421,094	0	7,751,363	6,247,500	8,526,788	24,735,795	5,406,450	11,464,425	71,553,414	71,553,414	0
<b>2030</b>	7,817,259	0	7,755,825	6,090,000	8,524,950	17,470,845	5,413,275	11,461,800	64,533,954	64,533,954	0
<b>2031-2041</b>	38,157,079	0	69,793,500	68,031,075	59,682,000	141,656,550	0	84,785,663	462,105,866	462,105,866	0
<b>Totals</b>	115,277,313	4,326,000	202,841,730	189,754,688	144,934,388	370,374,473	53,973,442	217,635,289	1,299,117,321	1,297,043,499	2,073,823

# 2021 BUDGET

Enterprise Funds

## HENNEPIN HEALTH FUND SUMMARY

Basis of Accounting: Accrual	2019 ACTUAL	2020 BUDGET	2021 BUDGET
<b><u>TOTAL EXPENDITURES</u></b>	<b><u>\$230,430,579</u></b>	<b><u>\$239,689,991</u></b>	<b><u>\$271,090,312</u></b>
<b><u>SOURCE OF REVENUE</u></b>			
<u>Intergovernmental &amp; Grants</u>		120,386	
<u>Fees for Services</u>			
State Premium Revenue	214,225,999	241,030,244	274,591,964
<b>Total Fees and Services</b>	<b><u>214,225,999</u></b>	<b><u>241,150,630</u></b>	<b><u>274,591,964</u></b>
Investment Income	<u>1,656,740</u>	<u>525,000</u>	<u>525,000</u>
<u>Other Revenue</u>			
Miscellaneous Revenue	132,264		
<b>Total Other Revenue</b>	<b><u>132,264</u></b>		
<u>Capital Contributions</u>			
<u>(Increase)/Decrease in Net Assets</u>		<u>(1,985,639)</u>	<u>(4,026,652)</u>
<b><u>TOTAL REVENUES</u></b>	<b><u>\$216,015,002</u></b>	<b><u>\$239,689,991</u></b>	<b><u>\$271,090,312</u></b>

# 2021 BUDGET

Enterprise Funds

## SOLID WASTE ENTERPRISE FUND SUMMARY

Basis of Accounting: Accrual	2019 ACTUAL	2020 BUDGET	2021 BUDGET
<b><u>TOTAL EXPENDITURES</u></b>	<b><u>\$70,825,616</u></b>	<b><u>\$79,143,188</u></b>	<b><u>\$78,289,969</u></b>
<b><u>SOURCE OF REVENUE</u></b>			
<u>Property Taxes</u>			
Misc. Collections	0	0	0
Less Program Aid	0	0	0
Less Market Value Homestead Credit	0	0	0
Total Property Taxes	0	0	0
<u>Nonproperty Taxes</u>	51,745	0	0
<u>Intergovernmental Revenue</u>			
Federal Grants	0	806,486	800,000
State Grants	4,963,455	5,061,703	5,313,929
Local Government Grants	0	0	0
Total Intergovernmental Revenue	4,963,455	5,868,189	6,113,929
<u>Investment Income</u>	930,105	460,000	490,000
<u>Fees and Services</u>			
Special Assessments	555,309	1,900,000	1,500,000
Solid Waste Tipping Fees	25,727,468	27,175,000	27,175,000
Solid Waste Mgmt Fees - Hauler Collected	24,708,766	26,182,091	26,920,000
Other Fees and Services	9,464,711	10,208,550	7,903,865
Total Fees and Services	60,456,254	65,465,641	63,498,865
<u>Licenses and Permits</u>			
Solid/Hazardous Waste Licenses	1,122,610	1,190,000	1,119,400
<u>Fines and Penalties</u>			
Solid Waste and Other Fines	32,407	15,000	30,000
<u>Other Revenue/Transfers</u>	770,273	795,079	849,452
<u>(Increase)/Decrease in Net Assets</u>	0	5,349,279	6,188,323
<b><u>TOTAL REVENUES</u></b>	<b><u>\$68,326,849</u></b>	<b><u>\$79,143,188</u></b>	<b><u>\$78,289,969</u></b>

# 2021 BUDGET

Enterprise Funds

## RADIO COMMUNICATIONS FUND SUMMARY

Basis of Accounting: Accrual	2019 ACTUAL	2020 BUDGET	2021 BUDGET
<b><u>TOTAL EXPENDITURES</u></b>	<b><u>\$3,661,532</u></b>	<b><u>\$4,232,414</u></b>	<b><u>\$4,181,772</u></b>
<b><u>SOURCE OF REVENUE</u></b>			
<u>Fees for Services</u>	<u>3,680,194</u>	<u>3,933,681</u>	<u>4,135,303</u>
<u>Other Financing</u>	<u>976,364</u>	<u>0</u>	<u>0</u>
<u>Total Current Revenue</u>	<u>4,656,558</u>	<u>3,933,681</u>	<u>4,135,303</u>
<u>(Increase)/Decrease in Net Assets</u>	<u>0</u>	<u>298,733</u>	<u>46,469</u>
<b><u>TOTAL REVENUES</u></b>	<b><u>\$4,656,558</u></b>	<b><u>\$4,232,414</u></b>	<b><u>\$4,181,772</u></b>

# 2021 BUDGET

Enterprise Funds

## GLEN LAKE GOLF COURSE FUND SUMMARY

Basis of Accounting: Accrual	2019 ACTUAL	2020 BUDGET	2021 BUDGET
<b><u>TOTAL EXPENDITURES</u></b>	<b><u>\$876,428</u></b>	<b><u>\$1,086,592</u></b>	<b><u>\$1,098,060</u></b>
<b><u>SOURCE OF REVENUE</u></b>			
<u>Other Revenue</u>	890,118	1,086,592	1,098,060
Total Current Revenue	<u>890,118</u>	<u>1,086,592</u>	<u>1,098,060</u>
<u>(Increase)/Decrease in Net Assets</u>	<u>0</u>	<u>0</u>	<u>0</u>
<b><u>TOTAL REVENUES</u></b>	<b><u>\$890,118</u></b>	<b><u>\$1,086,592</u></b>	<b><u>\$1,098,060</u></b>

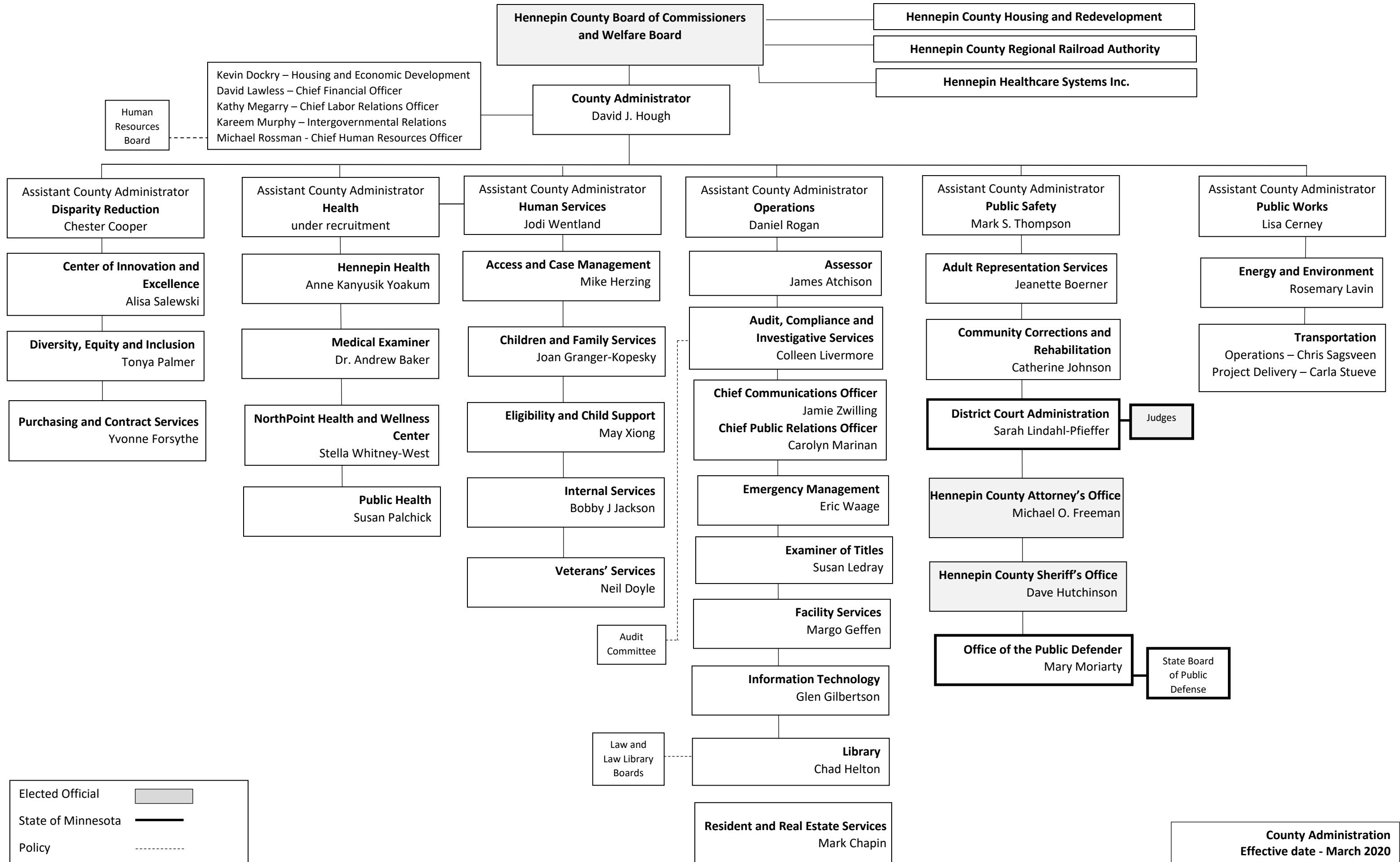
# 2021 BUDGET

## INTERNAL SERVICE FUND SUMMARIES

Basis of Accounting: Accrual	2019 ACTUAL	2020 BUDGET	2021 BUDGET
<b>FUND: Fleet Services</b>			
Program Expenditures	<u>\$15,885,319</u>	<u>\$18,644,375</u>	<u>\$18,593,817</u>
Charges for Services	20,191,727	18,644,375	18,593,817
Net Assets (Increase)/Decrease	(4,306,408)	0	0
<b>FUND: Energy Center</b>			
Program Expenditures	<u>\$8,822,134</u>	<u>\$10,362,248</u>	<u>\$10,145,955</u>
Charges for Services	9,416,805	10,362,248	10,145,955
Net Assets (Increase)/Decrease	(594,671)	0	0
<b>FUND: Employee Health Plan Self Insurance</b>			
Program Expenditures	<u>\$118,868,759</u>	<u>\$150,558,995</u>	<u>\$150,679,855</u>
Charges for Services	118,153,338	150,558,995	150,679,855
Net Assets (Increase)/Decrease	715,421	0	0
<b>FUND: Information Technology Internal Services</b>			
Program Expenditures	<u>\$78,074,564</u>	<u>\$101,562,562</u>	<u>\$102,261,878</u>
Charges for Services	92,969,518	101,562,562	102,261,878
Net Assets (Increase)/Decrease	(14,894,954)	0	0
<b>FUND: Self Insurance</b>			
Program Expenditures	<u>\$7,311,241</u>	<u>\$12,716,235</u>	<u>\$13,165,978</u>
Charges for Services	8,772,865	12,716,235	13,165,978
Net Assets (Increase)/Decrease	(1,461,624)	0	0
<b>FUND: Other Employee Benefits</b>			
Program Expenditures	<u>\$8,866,593</u>	<u>\$35,500,000</u>	<u>\$25,000,000</u>
Charges for Services	8,866,593	35,500,000	25,000,000
Net Assets (Increase)/Decrease	0	0	0



### III. Major Programs



**County Administration**  
Effective date - March 2020

# Hennepin County

Hennepin County

2021 BUDGET

Adopted

## Mission Statement:

*The mission of Hennepin County is to enhance the health, safety and quality of life of our residents and communities in a respectful, efficient and fiscally responsible way.*

## Description and Goals:

We envision a future where residents are healthy and successful and where our communities are safe and vibrant. We strive to meet and exceed expectations by engaging people and communities in developing innovative solutions to challenges. We will be a diverse, learning organization. We will partner with others to enhance the quality of life in Hennepin County and the region.

## Overarching Goals:

People are:

**Healthy** - People are healthy, have access to quality health care and live in a clean environment.

**Protected and Safe** - People are safe from harm through prevention, early intervention and treatment services, and through enhanced public safety.

**Self-Reliant** - People achieve success with the support of essential services, have access to affordable housing and opportunities for life-long learning.

**Assured Due Process** - People are assured equal protection of the laws through adversarial and respectful system designed to assure fairness and reliability in the ascertainment of liability, guilt and innocence.

**Mobile** - People and goods move easily and safely throughout the county and the region, via an integrated system of transportation.

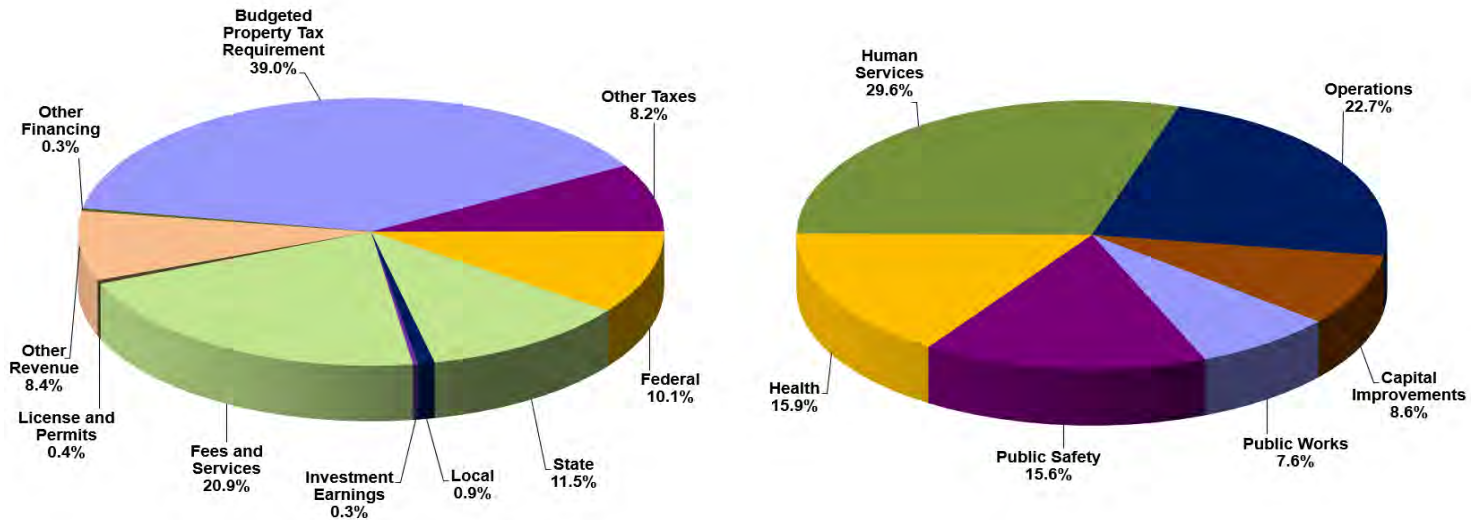
Revenue and Expenditure Information:	2019 Actual	2020 Budget	2021 Budget
Budgeted Property Tax Requirement*	\$817,993,520	\$856,743,044	\$856,740,381
Sales and Other Taxes	205,635,692	207,834,528	179,607,061
Federal	198,036,565	255,267,583	221,594,332
State	235,585,721	224,220,758	252,504,729
Local	30,585,138	28,805,951	20,200,188
Interest on Investments	36,048,500	14,853,870	6,040,000
Fees and Services	385,726,462	430,152,351	460,237,830
Fines and Forfeitures	1,211,656	816,350	407,200
Licenses and Permits	9,712,864	10,707,416	9,617,309
Other Revenue	73,291,275	173,547,492	58,962,709
Other Financing	255,213,318	273,292,749	131,962,076
<b>Total Revenues</b>	<b>\$2,249,040,711</b>	<b>\$2,476,242,092</b>	<b>\$2,197,873,815</b>

*\* Reflects the adjusted property tax requirement budget, not actual property tax collections*

Revenue and Expenditure Information Continued:	2019 Actual	2020 Budget	2021 Budget
Public Works	\$157,960,279	\$171,467,273	\$167,694,929
Public Safety	328,575,321	347,263,678	342,560,014
Health	304,685,642	321,324,125	348,213,079
Human Services	604,984,914	663,947,789	650,554,283
Operations	404,057,666	510,867,407	499,126,050
Capital Improvements	346,824,179	461,371,820	189,725,460
<b>Total Expenditures</b>	<b>\$2,147,088,001</b>	<b>\$2,476,242,092</b>	<b>\$2,197,873,815</b>

# Hennepin County

## Revenue and Expenditure Comparison:



The Revenue and Expenditure Section reflects an overview of the 2021 budget by revenue category and major program area. The majority of Hennepin County's 2021 budgeted expenditures stem from the Human Services, Operations (including debt), and the Health programs. In 2021, these programs account for 68.2 percent of the appropriated expenditures and 63.2 percent of the FTEs.

For further detail on significant changes in revenues and expenditures by category or major program, see **Sections II-V**.

## Revenue Highlights:

The 2021 revenue budget for Hennepin County is \$2.2 billion, which is an decrease of 11.2 percent or \$278.4 million from the 2020 adjusted budget. The 2021 capital budget component totals \$189.7 million, which is 58.9 percent or \$271.7 million less than the 2021 adjusted capital budget. When capital is excluded, the operating portion of the 2021 budget reflects an decrease of \$6.7 million or 0.3 percent when compared to the 2020 adjusted budget. Both the operating and capital expenditures will be offset by approximately \$1.3 billion in non-property tax revenues and \$856.7 million in property taxes. The county will operate with 8,369.9 authorized full-time equivalents (FTEs), 26.1 less than the 2020 adjusted budget.

### Property Tax Revenues:

Property tax revenue contributes \$856.7 million or 39.0 percent of the 2021 budgeted revenue of \$2.2 billion and when compared to the 2020 adjusted budget, it remains flat. Information on the property tax computation can be found on **page I-6**.

The State of Minnesota provides property tax relief to Minnesota counties and taxpayers through local aid programs. For example, County Program Aid (CPA) is a general purpose aid, which consists of County Need Aid and County Tax Base Equalization Aid. The aid is distributed as general property tax relief that is allocated based upon percent of the total budgeted property tax to the following funds: County Revenue and Human Services. CPA for 2021 is budgeted at \$36.0 million, which is relatively flat with the 2020 adjusted budget.

### Sales and Other Taxes:

In 2021, Other Taxes are budgeted at \$179.6 million, or 8.2 percent of total 2021 budget revenue, with the major components being \$117.0 million in Transportation Sales Tax revenue for transit projects; \$39.2 million in Ballpark Sales Tax revenue which is used to pay debt service on the ballpark bonds and other uses as allowed by legislation; and \$20.8 million from a Wheelage Tax that is used for the preservation, efficiency, safety and modernization of bridges, roads, and equipment.

### Federal Revenues:

In 2021, federal revenue are \$221.6 million, or 10.1 percent, of all county revenues and represents an decrease of 13.2 percent or \$33.7 million from the 2020 adjusted budget. Of the \$33.7 million decrease, \$24.4 million relates to one-time 2020 monies for services related to the Federal CARES Act.

Of the \$221.6 million in total anticipated federal revenue, \$189.6 million or 85.6 percent stems from the Human Services program. These monies consists of reimbursements for the medical assistance, food stamps, human service grants, training and employment, administrative costs of health, child support, foster care, economic assistance, and community health. The County Revenue Fund is \$21.3 million or 9.6 percent of total anticipated federal revenue and support activities in the Operations, Public Safety, and Health lines of business'.

In the Operations Line of Business, the majority of federal revenues support housing grants, workforce services, and activities related to emergency management/services. In the Public Safety program, the federal revenues consist of reimbursement for administrative costs related to child support collection, child protection, victim emergency funds, welfare fraud, reimbursement for breakfast and lunch programs at the Juvenile Detention Center and County Home School, and grants for drug trafficking and reduce the DNA backlog. In the Health program, the federal monies represent grants that support services like medical, dental, and behavioral health for indigent patients.

# Hennepin County

## Revenue Highlights Continued:

### State Revenues:

The revenues from the State of Minnesota are budgeted at \$252.5 million, or 11.5 percent of all county revenues.

State funding is based on criteria such as caseloads, statewide funding formulas, approved plans, and particular service requirements. In general, state monies are used to fund activities and services related to community health, financial assistance, vulnerable children and adults, medical assistance, along with training and employment programs in human services; highway construction and maintenance projects; correctional subsidy to assist with correctional services and programs; partial reimbursement for expenses in the Public Defender's Office; and police state aid and grants related to peace officers training and public safety.

Overall State revenues have increased \$28.3 million or 12.6 percent when compared to the 2020 adjusted budget of \$224.2 million. The majority of the increase is attributed to a \$25.3 million COVID-19 relief grant to assist eligible Hennepin County organizations to survive/recover from the pandemic.

### Local Revenues:

The 2021 local revenue budget of \$20.2 million has decreased by \$8.6 million from the 2020 adjusted budget of \$28.8 million. Revenues in this category stem from debt for the new Hennepin Healthcare Systems new Clinic & Specialty Center; services in the Health program for special needs basic care and autopsies; the Capital program for roads & bridges from local municipalities; and the Human Services program for various grants and the Block Nurse program.

### Fees for Services Revenues:

User fees are established charges borne by those individuals that utilize specific government services and activities. This source of revenue provides an equitable, proportional method to fund governmental services without charging the general population. Minnesota Statute 383B.118 authorizes counties to establish a fee or charge for a service, after holding a public hearing, based upon the costs of providing such services.

In 2021, the total revenues generated from fees charged for services are programmed at \$460.2 million, representing 20.9 percent of the total county revenue budget, and reflects an increase of \$30.1 million or 7.0 percent from the 2020 adjusted budget.

Hennepin County provides a wide range of services for which fees are charged. The most significant portion of this revenue is generated by reimbursement/payment from third party payers and state and federal reimbursement for patient fees and services provided by NorthPoint Health and Wellness Center and Hennepin Health. For 2021, revenues are programmed to be \$302.7 million or 65.8 percent of total Fees for Services revenues. This is an increase of \$32.7 million, or 12.1 percent, from the 2020 adjusted budget of \$270.0 million. The increase is due an overall increase in the base premium for Prepaid Medical Assistance Program (PMAP), MnCare, and Special Needs Basic Care (SNBC).

Another major source of fee revenue is the Solid Waste program, which collects fees for services associated with management of solid waste. In 2021, \$63.5 million is budgeted as revenue from tipping fees, ordinances, and solid waste fees.

The Human Services program is programming \$57.0 million in fees for services revenue in 2021. The majority of this revenue is accounted for in case management and other services for specialized populations (developmentally disabled, vulnerable adults, child at-risk, etc.) and is reimbursed by federal/state Medical Assistance funding at pre-established rates for units of service.

The Public Safety program, which includes the Radio Communication Fund, has budgeted \$19.7 million in 2021 fee revenue. Each department or office provides services in which fees are charged and/or fines assessed. The majority of the revenue stems from charges to other jurisdictions or clients for processing, boarding or monitoring pre- and post-adjudications of clients; professional service fee, civil fees, court fees, program participation fees, leased antenna space along with leased Mobile Data Computers (MDC) and radios.

The Operations program has budgeted \$17.2 million in fee for service revenue with \$15.2 million from sources like property assessment, public records, service centers, the recording of abstract and torrens properties and fall within the county's Real Property Group budget, which includes the County Assessor's Office. When compared to the 2020 adjusted budget, Service Center revenues will decrease due to fewer expected transactions.

## Hennepin County

### Revenue Highlights Continued:

**Other Revenue:**

A wide variety of sources contribute to the \$59.0 million, or 2.7 percent, of revenues categorized as Other Revenue in 2021. Other revenue includes book fines, building rental, parking revenue, vital records (e.g. birth and death certificates), and fund balance.

The remaining revenue is comprised of indirect cost allocation revenue, which is based upon the county's indirect cost allocation plan, interfund transfers, commodity/surplus sales, and changes in net assets in the enterprise funds.

Budgeting of prior year revenue reflects the county's fiscal management practice of maximizing all sources of revenues while simultaneously monitoring revenues and expenditures within the current year. In the 2021 budget, the overall utilization of fund balance in the governmental funds and net assets in the enterprise funds is set to increase/added to by \$5.0 million.

**Other Financing:**

Proceeds generated through the sale of General Obligation (GO) bonds finance authorized capital improvement projects within the county's adopted capital budget. The county also periodically issues new GO bonds to refund outstanding bonds to realize debt service savings when interest rates are favorable. Bond proceeds budgeted for 2021 are \$130.6 million, a decrease of \$142.5 million from the \$273.1 million in the 2020 adjusted budget. Details concerning the county's debt retirement and debt management can be found in the Debt Retirement section of the Operations program.

Budgeted Positions:	2019 Actual	2020 Budget	2021 Budget
Public Works	396.6	388.6	384.6
Public Safety	2,302.2	2,318.1	2,269.5
Health	426.2	426.9	410.6
Human Services	3,210.0	3,216.7	3,241.8
Operations	1,657.2	1,627.3	1,639.0
Capital Improvements	0.0	0.0	0.0
Internal Service Funds	416.4	418.4	424.4
Total Full-time Equivalents (FTEs)	<b>8,408.6</b>	<b>8,396.0</b>	<b>8,369.9</b>

**Major Program: Public Works**

- Public Works Services
- Environment and Energy
- Glen Lake Golf Course
- Transportation Sales Tax & Development



**Program Description:**

Public Works connects people to places through planning, designing, engineering, and constructing roads, bridges, and transit lines. Using innovative technologies, Public Works maintains, operates, and preserves the county's highway system. Public Works also manages solid waste, delivers clean energy, and protects the environment.

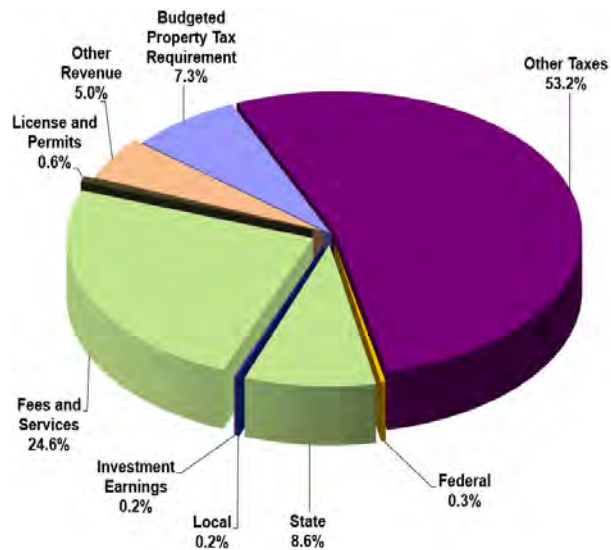
The team also supports the Hennepin County Regional Railroad Authority, provides Fleet Services to all lines of business in the county and manages the Energy Center which heats and cools county buildings in downtown Minneapolis.

Revenue and Expenditure Information	2019 Actual	2020 Budget	2021 Budget
Budgeted Property Tax Requirement*	\$23,072,757	\$19,014,554	\$18,886,592
Other Taxes	148,971,083	154,196,100	137,896,100
Federal	36,287	851,454	800,000
State	25,642,316	24,675,682	22,296,112
Local	3,336,874	544,000	418,700
Investment Earnings	938,674	460,000	490,000
Fees for Services	60,553,667	65,580,941	63,604,165
Fines and Forfeitures	62,143	15,000	30,000
Licenses and Permits	1,589,020	1,733,900	1,663,300
Other Revenue	6,134,583	54,011,307	-49,198,591
Other Financing	-70,872,077	-149,615,665	-29,191,449
<b>Total Revenues</b>	<b>\$199,465,327</b>	<b>\$171,467,273</b>	<b>\$167,694,929</b>
Personnel Services	\$42,323,779	\$45,131,553	\$45,275,358
Commodities	8,597,951	4,579,951	3,953,770
Services	66,675,488	73,984,246	71,015,005
Public Aid Assistance	0	0	0
Capital Outlay	1,165,401	225,090	65,409
Other Charges	33,650,093	41,726,434	40,515,387
Grants	5,547,566	5,820,000	6,870,000
<b>Total Expenditures</b>	<b>\$157,960,279</b>	<b>\$171,467,274</b>	<b>\$167,694,929</b>
<b>Budgeted Positions (Full-Time Equivalents)</b>	<b>396.6</b>	<b>388.6</b>	<b>384.6</b>

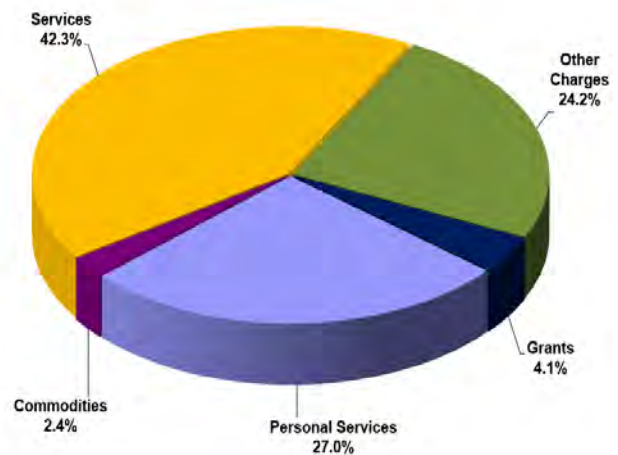
\* Reflects the adjusted property tax requirement budget, not actual property tax collections.

Revenue and Expenditure Comparison

2021 Revenue



2021 Expenditures



Department Expenditure Summary:	2019 Actual	2020 Budget	2021 Budget
Public Works Services	64,400,183	66,237,494	62,556,900
Environment and Energy	70,825,616	79,143,188	78,289,969
Glen Lake Golf Course	898,576	1,086,592	1,098,060
Transportation Sales Tax & Development	21,835,904	25,000,000	25,750,000
<b>Total Expenditures</b>	<b>\$157,960,279</b>	<b>\$171,467,274</b>	<b>\$167,694,929</b>

Budgeted Positions:	2019 Actual	2020 Budget	2021 Budget
Public Works Services	318.0	309.0	305.0
Environment and Energy	78.6	79.6	79.6
Glen Lake Golf Course	0	0	0
Transportation Sales Tax & Development	0	0	0
<b>Budgeted Positions (Full-Time Equivalents)</b>	<b>396.6</b>	<b>388.6</b>	<b>384.6</b>



## Revenue Summary:

The Public Works budgeted 2021 revenues are \$167.7 million, a \$3.8 million decrease from the 2020 adjusted budget. Details about the major sources of revenue include:

### **Budgeted Property Tax Requirement**

The 2021 adopted budget includes property taxes of \$18.9 million, a decrease of \$128,000 or 0.7 percent when compared to the 2020 adjusted budget amount.

### **Other Taxes**

The 2021 adopted budget includes Other Taxes of \$137.9 million, which is a \$16.3 million decrease from the 2020 adjusted budget. The decrease is attributable to lower anticipated Transportation Sales and Use Tax in 2021 to be used for transit and/or transportation investments serving the county.

### **Federal**

Federal revenue in the 2021 adopted budget is \$800,000, which is a decrease of about \$51,500, or 6.0 percent, from the 2020 adjusted budget. Most of the decrease is attributable to the expiration of federal CARES Act funding.

### **State**

The 2021 adopted budget for State revenue is \$22.3 million. This is a decrease of \$2.4 million or 9.6 percent, over the 2020 adjusted budget due to lower State Aid from the Minnesota Department of Transportation.

### **Other Revenue**

Other Revenue in the 2021 adopted budget is (\$49.2) million reflecting an anticipated increase in Fund Balance in Transportation Sales Tax and Development. (see Other Financing below for more information).

### **Other Financing**

The 2021 adopted budget for Other Financing is (\$29.2) million and is associated with transfers to other funds that will pay debt service on bonds issued for the Southwest Light Rail Transit project as well as fund current costs associated with the following capital projects: Southwest Light Rail Transit (project # 1005876), Bottineau Light Rail Transit (project # 1005877), and Orange Line Bus Rapid Transit (project # 1005878).

## Expenditure Summary:

### **Public Works Services**

#### **Public Works Administration**

The 2021 adopted budget totals \$6.9 million, a decrease of \$0.6 million, or 7.4 percent, over the 2020 adjusted budget. The decrease is primarily attributed to the elimination of vacant positions.

#### **Transportation Operations**

The 2021 adopted budget is \$37.0 million, which is a \$2.9 million, or 7.2 percent, decrease from the 2020 adjusted budget. The decrease primarily reflects lower anticipated State Aid from the Minnesota Department of Transportation.

#### **Transportation Project Delivery**

The 2021 adopted budget is \$18.6 million, a decrease of \$0.3 million, or 1.4 percent, from the 2020 adjusted budget. The decrease is associated with lower Personnel Services costs due to reduced temporary positions and lower budgeted Services expenses.

#### **Environment and Energy**

The 2021 adopted budget is \$78.3 million, which is a decrease of \$0.9 million, or 1.1 percent, from the 2020 adjusted budget. The decrease is primarily due to one-time disbursements of \$2.0 million for the Southwest Light Rail Transit project in 2020 that are not included in the 2021 budget. That reduction is partially offset by an increase in Grant expenditures for the Environmental Response fund which is returning to two rounds of grants in 2021.

#### **Glen Lake Golf Course**

The 2021 adopted budget remains little changed at \$1.1 million.

#### **Transportation Sales Tax and Development**

The 2021 adopted budget is \$25.8 million which reflects an increase of \$750,000 or 3.0 percent for costs associated with community engagement and transit planning.

**Mission**

Our mission is to create healthy and livable communities through environmental stewardship and advancement of a multimodal transportation network.

**Department Description:**

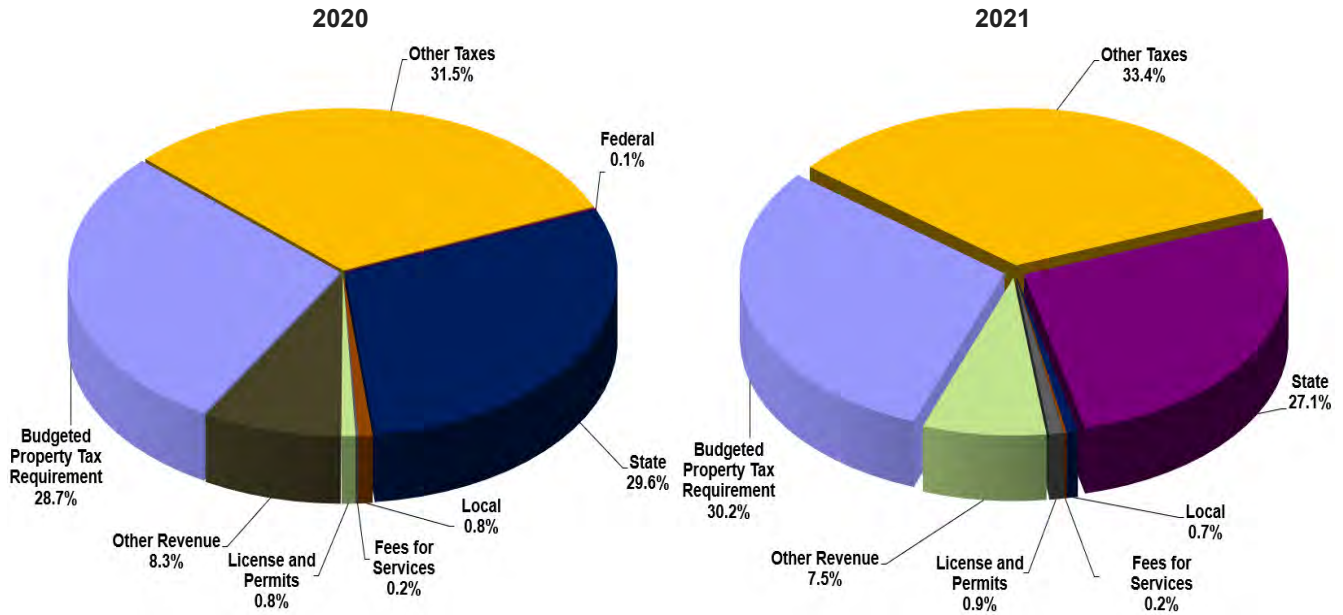
Public Works Services connects people to places through planning, designing, engineering, and constructing roads, bridges, and transit lines. Using innovative technologies, Public Works Services maintain, operate, and preserve the county's highway system and support the build-out of the regional transit system.

Public Works also oversees internal services funds for the Energy Center and Fleet Services; enterprise funds for Solid Waste and Glen Lake Golf Course; a special revenue fund for Transportation Sales Tax, and the Hennepin County Regional Railroad Authority (HCRRA)

<b>Revenue and Expenditure Information</b>	<b>2019 Actual</b>	<b>2020 Budget</b>	<b>2021 Budget</b>
Budgeted Property Tax Requirement*	\$23,072,757	\$19,014,554	\$18,886,592
Other Taxes	10,754,087	20,896,100	20,896,100
Federal	36,287	44,968	0
State	20,678,861	19,613,979	16,982,183
Local	374,885	544,000	418,700
Investment Earnings	0	0	0
Fees for Services	97,413	115,300	105,300
Fines and Forfeitures	29,736	0	0
Licenses and Permits	466,410	543,900	543,900
Other Revenue	4,482,759	5,464,693	4,724,125
Other Financing	0	0	0
<b>Total Revenues</b>	<b>\$59,993,195</b>	<b>\$66,237,494</b>	<b>\$62,556,900</b>
Personnel Services	\$32,935,558	\$35,178,951	\$35,019,305
Commodities	8,286,609	4,166,626	3,537,395
Services	21,674,315	26,297,572	23,614,530
Public Aid Assistance	0	0	0
Capital Outlay	1,165,401	225,090	65,409
Other Charges	338,300	369,255	320,261
Grants	0	0	0
<b>Total Expenditures</b>	<b>\$64,400,183</b>	<b>\$66,237,494</b>	<b>\$62,556,900</b>
<b>Budgeted Positions (Full-Time Equivalents)</b>	<b>318.0</b>	<b>309.0</b>	<b>305.0</b>

\* Reflects the adjusted property tax requirement budget, not actual property tax collections.

**Revenue Comparison**



**Significant Budget Changes**

The 2021 adopted budget is \$62.6 million, which reflects a 5.6 percent or \$3.7 million decrease from the 2020 adjusted budget. This is driven by a \$2.7 million decline in state revenues as a result of current economic conditions. When compared to the 2020 adjusted budget, expected property tax revenues decreased by \$128,000 to \$18.9 million and non-property tax revenues decreased to \$43.7 million.

Budget changes for 2021 include:

- Community Works was renamed Housing and Economic Development (HED) and the budget and property tax for that division was realigned to the Operations line of business along with its historical financial information for comparative purposes.
- Transit Planning and Engineering remained within Public Works Services but has been realigned to Administration along with its historical financial information for comparative purposes.

Division Budgets:	2019 Actual	2020 Budget	2021 Budget
Administration	7,697,078	7,477,581	6,920,571
Transportation Project Delivery	17,304,771	18,861,490	18,601,273
Transportation Operations	39,398,334	39,898,423	37,035,056
<b>Total Expenditures</b>	<b>\$64,400,183</b>	<b>\$66,237,494</b>	<b>\$62,556,900</b>

**Budget Commentary**

**Public Works Administration**

Supports the entire Public Works Line of Business by integrating the following areas: Assistant County Administrator - Public Work's Office, Financial Services, and Information Technology. For 2021, Public Works Administration will continue aligning work under the priority of reducing disparities.

**Transportation Operations**

Maintains the county's road infrastructure and is organized into the following areas: Administration, Traffic Operations, Road Operations, and Asset Management. In 2021, Transportation Operations will continue to evaluate new methods to preserve county highways well into the future. In addition to traditional mill and overlay, methods such as cold-inplace recycling and full-depth reclamation will extend the life of the pavement beyond 20 years.

**Transportation Project Delivery**

Designs and administers the capital transportation program for the county and is organized into the following areas: Administration, Planning, Design, Bridge, and Construction. In 2021, Transportation Project Delivery will focus its efforts to remain innovative in project approach, project delivery, and in staff development to ensure adequate resources are available to meet the county's transportation and mobility needs now and into the future. Adapting to new technologies and workforce locations continues to be a priority in this continually changing work environment.

**Key Results:**

<b>Key Result</b>	<b>2019 Actual</b>	<b>2020 Estimate</b>	<b>2021 Goal</b>
Engineering costs as a percent of actual capital project costs	28%	22%	22%
Present serviceability rating (portion rated good or better)	60%	62%	67%
Accounts receivable billings processed	6,495	6,222	6,359
Accounts payable invoices processed	10,126	13,829	11,349
Hours to plow complete system during a snow event			
Urban	4:15	4:36	4:00
Rural	4:07	4:17	4:00
Percent of Traffic Signals with Flashing Yellow Arrows	34%	36%	40%
Percent of County Highway System With Ground In Striping	59%	62%	68%

**Additional Resources:**

Transportation: [www.hennepin.us/residents#transportation](http://www.hennepin.us/residents#transportation)

Regional Railroad Authority: [www.hennepin.us/your-government/leadership/rra](http://www.hennepin.us/your-government/leadership/rra)

**Mission**

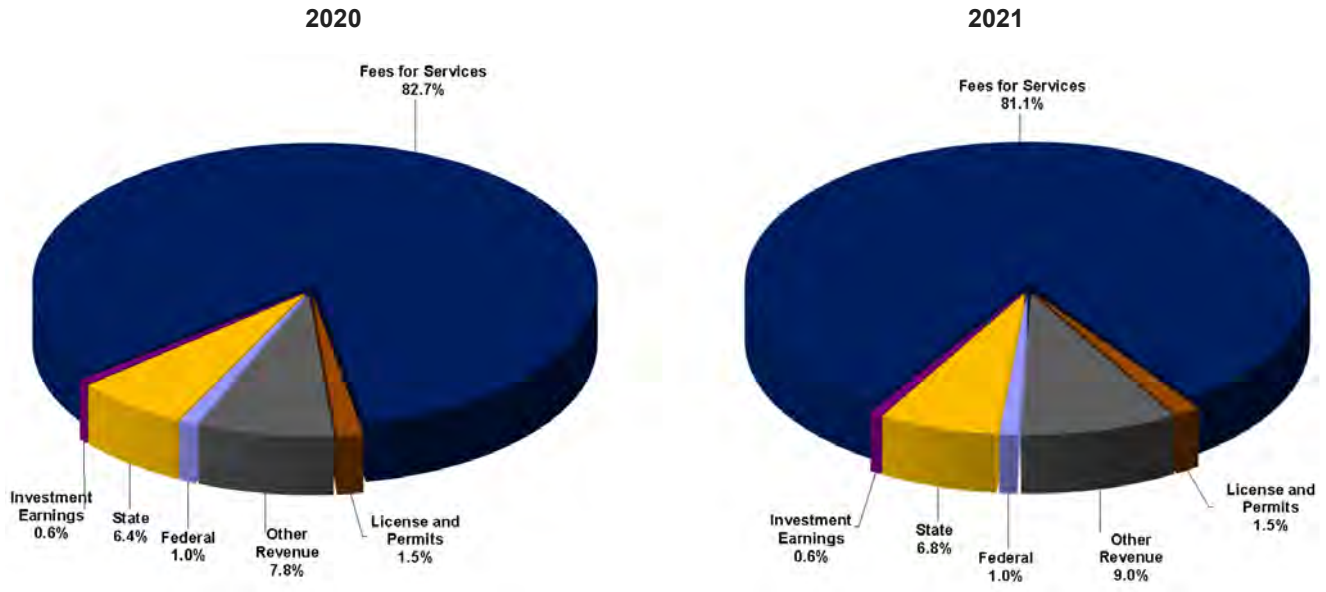
Protect and preserve the environment to enhance the quality of life for current and future generations.

**Department Description:**

We engage communities to develop and enact sustainable solutions that enhance the quality of life and the environment in Hennepin County. We focus on reducing and responsibly managing waste, protecting and preserving ecosystems, delivering clean energy and promoting environmental stewardship.

Revenue and Expenditure Information	2019 Actual	2020 Budget	2021 Budget
Budgeted Property Tax Requirement	\$0	\$0	\$0
Other Taxes	51,745	0	0
Federal	0	806,486	800,000
State	4,963,455	5,061,703	5,313,929
Local	0	0	0
Investment Earnings	938,674	460,000	490,000
Fees for Services	60,456,254	65,465,641	63,498,865
Fines and Forfeitures	32,407	15,000	30,000
Licenses and Permits	1,122,610	1,190,000	1,119,400
Other Revenue	761,707	6,144,358	7,037,775
Other Financing	0	0	0
<b>Total Revenues</b>	<b>\$68,326,852</b>	<b>\$79,143,188</b>	<b>\$78,289,969</b>
Personnel Services	\$8,835,756	\$9,403,458	\$9,681,496
Commodities	217,714	307,350	299,100
Services	44,126,619	46,745,780	46,445,996
Public Aid Assistance	0	0	0
Capital Outlay	0	0	0
Other Charges	12,097,960	16,866,600	14,993,377
Grants	5,547,567	5,820,000	6,870,000
<b>Total Expenditures</b>	<b>\$70,825,616</b>	<b>\$79,143,188</b>	<b>\$78,289,969</b>
<b>Budgeted Positions (Full-Time Equivalents)</b>	<b>78.6</b>	<b>79.6</b>	<b>79.6</b>

**Revenue Comparison**



**Significant Budget Changes**

In 2021, Environment and Energy will have an adopted operating budget of \$78.3 million, which will be funded entirely by non-property tax revenue. The adopted budget also includes 79.6 full-time equivalent (FTE) positions, which is the same level as the 2020 adjusted budget.

When compared to the 2020 adjusted budget, there is an increase in personnel services due to general salary adjustments and a change in budget methodology. In addition, there is a \$1,050,000 increase in grant-funded programs in Environmental Response Fund to include a second round of grants again, \$2,000,000 decrease in Other Charges to complete the commitment to SWLRT project, 235,000 increase in insurance cost. Lastly, in Services there is an overall \$300,000 decrease in several areas such as Consulting, Printing and Other Services.

Division Budgets:	2019 Actual	2020 Budget	2021 Budget
Administration and Planning	5,540,599	6,477,440	6,679,227
Environmental Protection	4,781,325	7,005,870	6,943,381
Environmental Response	1,327,256	4,800,000	4,000,000
Solid Waste	59,176,436	60,859,878	60,667,361
<b>Total Expenditures</b>	<b>\$70,825,616</b>	<b>\$79,143,188</b>	<b>\$78,289,969</b>

**Budget Commentary**

In 2021, Environment and Energy has the following new opportunities:

- Assisting businesses in setting up organics recycling programs
- Addressing the threat emerald ash borer has on our tree canopy
- Taking an increasingly strategic approach to improve water quality and protect natural resources

**Key Results:**

<u>Results</u>	<u>2019 Actual</u>	<u>2020 Estimate</u>	<u>2021 Goal</u>
Energy Production (Megawatt hours of electricity)	191,755	165,000	200,000
Awards to environmental response grantees	\$1,327,256	\$3,500,000	\$4,000,000
Recycling Rate	49%	48%	50%

**Additional Resources:**

[www.hennepin.us](http://www.hennepin.us)

**Mission**

To operate in a manner that provides the greatest amount of community benefit.

**Department Description:**

Glen Lake Golf Course is owned by the county and operated by Three Rivers Park District. The course includes a nine-hole executive course and driving range. Golf lessons are available and fee discounts are offered to seniors 62 years of age and older and juniors 17 years of age and younger. The course is self-supported by fees.

<b>Revenue and Expenditure Information</b>	<b>2019 Actual</b>	<b>2020 Budget</b>	<b>2021 Budget</b>
Budgeted Property Tax Requirement*	\$0	\$0	\$0
Other Taxes	0	0	0
Federal	0	0	0
State	0	0	0
Local	0	0	0
Investment Earnings	0	0	0
Fees for Services	0	0	0
Fines and Forfeitures	0	0	0
Licenses and Permits	0	0	0
Other Revenue	890,118	1,086,592	1,098,060
Other Financing	0	0	0
<b>Total Revenues</b>	<b>\$890,118</b>	<b>\$1,086,592</b>	<b>\$1,098,060</b>
Personnel Services	\$552,465	\$549,144	\$574,557
Commodities	93,628	105,975	117,275
Services	136,816	140,894	154,479
Public Aid Assistance	0	0	0
Capital Outlay	0	0	0
Other Charges	115,667	290,579	251,749
Grants	0	0	0
<b>Total Expenditures</b>	<b>\$898,576</b>	<b>\$1,086,592</b>	<b>\$1,098,060</b>
<b>Budgeted Positions (Full-Time Equivalents)</b>	<b>0</b>	<b>0</b>	<b>0</b>



**Mission**

**Department Description:**

Hennepin County's transportation system contributes to a high quality of life and strong economy by providing an integrated network of roads, bridges, bikeways, sidewalks, and transitways. In addition, the county supports a comprehensive regional system of transitways that includes existing Blue Line Light Rail Transit (LRT), Green Line LRT, and Northstar Commuter Rail; planned Green Line Extension LRT, Blue Line Extension LRT, and Orange Line Bus Rapid Transit (BRT); and proposed Riverview Corridor. The department is supported by a 0.5 percent county local sales and use tax as well as a \$20 per vehicle excise tax for transit and/or transportation investments serving the county.

<b>Revenue and Expenditure Information</b>	<b>2019 Actual</b>	<b>2020 Budget</b>	<b>2021 Budget</b>
Budgeted Property Tax Requirement*	\$0	\$0	\$0
Other Taxes	138,165,251	133,300,000	117,000,000
Federal	0	0	0
State	0	0	0
Local	2,961,989	0	0
Investment Earnings	0	0	0
Fees for Services	0	0	0
Fines and Forfeitures	0	0	0
Licenses and Permits	0	0	0
Other Revenue	0	41,315,664	-62,058,551
Other Financing	-70,872,078	-149,615,664	-29,191,449
<b>Total Revenues</b>	<b>\$70,255,162</b>	<b>\$25,000,000</b>	<b>\$25,750,000</b>
Personnel Services	\$0	\$0	\$0
Commodities	0	0	0
Services	737,737	800,000	800,000
Public Aid Assistance	0	0	0
Capital Outlay	0	0	0
Other Charges	21,098,166	24,200,000	24,950,000
Grants	0	0	0
<b>Total Expenditures</b>	<b>\$21,835,904</b>	<b>\$25,000,000</b>	<b>\$25,750,000</b>
<b>Budgeted Positions (Full-Time Equivalents)</b>	<b>0</b>	<b>0</b>	<b>0</b>

**Major Program: Public Safety**

Public Safety & Justice  
 County Attorney's Office  
 Court Functions  
 Public Defender's Office  
 Sheriff's Office  
 Department of Community Corrections and Rehabilitation  
 Radio Communications



County Attorney Michael O. Freeman



Sheriff David Hutchinson

**Program Description:**

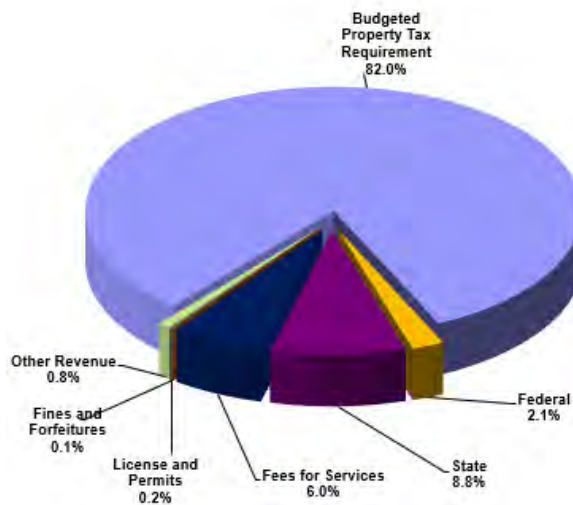
The Public Safety program includes the county's activities in law enforcement, criminal prosecution, legal consultant for the indigent, and correctional programs. The county departments contributing to this major program are the Public Safety & Justice, County Attorney's Office, Court Functions, Public Defender's Office, Sheriff's Office, Department of Community Corrections and Rehabilitation, and the Radio Communications Fund.

Revenue and Expenditure Information	2019 Actual	2020 Budget	2021 Budget
Budgeted Property Tax Requirement*	\$275,251,268	\$284,626,676	\$284,230,614
Other Taxes	0	0	0
Federal	4,384,710	7,288,625	5,366,579
State	30,480,670	30,592,400	29,810,162
Local	179,159	55,000	30,000
Investment Earnings	0	0	0
Fees for Services	18,653,244	20,889,972	19,702,351
Fines and Forfeitures	611,367	201,000	200,000
Licenses and Permits	605,095	750,000	750,000
Other Revenue	2,047,700	2,860,005	2,470,308
Other Financing	976,364	0	0
<b>Total Revenues</b>	<b>\$333,189,578</b>	<b>\$347,263,678</b>	<b>\$342,560,014</b>
Personnel Services	\$257,224,612	\$274,113,826	\$271,516,973
Commodities	8,493,217	8,719,905	8,014,536
Services	58,188,717	58,548,660	58,138,529
Public Aid Assistance	0	0	0
Capital Outlay	623,100	364,697	803,596
Other Charges	4,045,675	5,516,590	4,086,380
Grants	0	0	0
<b>Total Expenditures</b>	<b>\$328,575,321</b>	<b>\$347,263,678</b>	<b>\$342,560,014</b>
<b>Budgeted Positions (Full-Time Equivalents)</b>	<b>2,302.2</b>	<b>2,318.1</b>	<b>2,269.5</b>

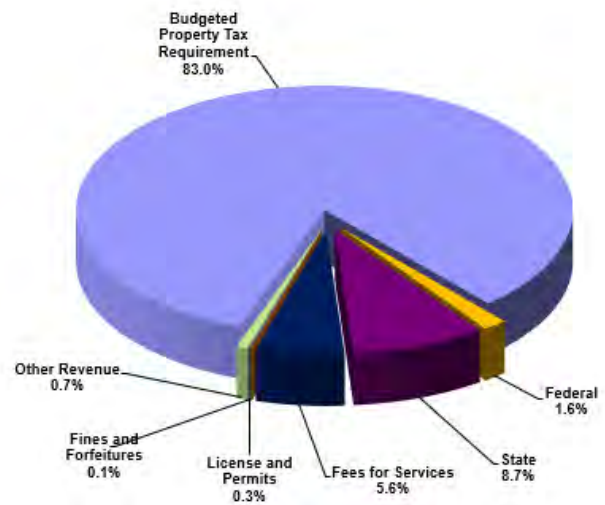
\* Reflects the adjusted property tax requirement budget, not actual property tax collections.

Revenue and Expenditure Comparison

2021 Revenue



2021 Expenditures



Department Expenditure Summary:	2019 Actual	2020 Budget	2021 Budget
Public Safety & Justice	13,206,430	16,794,241	16,454,656
County Attorney's Office	59,289,042	61,971,948	61,917,335
Court Functions	2,012,497	2,258,600	2,258,600
Public Defender's Office	12,549,119	10,891,292	10,061,861
Sheriff's Office	113,838,372	121,732,075	121,044,308
Department of Community Corrections and Rehabilitation	124,018,330	129,383,108	126,641,482
Radio Communications	3,661,532	4,232,414	4,181,772
<b>Total Expenditures</b>	<b>\$328,575,321</b>	<b>\$347,263,678</b>	<b>\$342,560,014</b>

Budgeted Positions:	2019 Actual	2020 Budget	2021 Budget
Public Safety & Justice	60.0	74.0	73.0
County Attorney's Office	398.0	407.5	407.5
Court Functions	0	0	0
Public Defender's Office	41.0	35.8	31.8
Sheriff's Office	807.0	810.0	810.0
Department of Community Corrections and Rehabilitation	996.2	990.8	947.2
Radio Communications	0	0	0
<b>Budgeted Positions (Full-Time Equivalents)</b>	<b>2,302.2</b>	<b>2,318.1</b>	<b>2,269.5</b>

## Revenue Summary:

The 2021 Public Safety Line of Business accounts for 42.3 percent of the expenditures in the County Revenue Fund, and 100 percent of the Radio Communications Fund. The program will operate with 2,269.5 authorized full-time equivalents (FTEs) which is a decrease of 48.6 FTEs over the 2020 adjusted budget.

The 2021 operating expenditures for the Public Safety Line of Business have decreased by 1.4 percent or \$4.1 million over the 2020 adjusted budget for a total operating budget of \$342.6 million.

### Property Tax Revenues:

In 2021, property tax revenues will fund \$284.2 million or 83.0 percent of the Public Safety line of business total expected revenues of \$342.6 million. The majority of the property tax will fund the Sheriff's Office at \$106.7 million and the Department of Community Corrections and Rehabilitation at \$99.0 million. The County Attorney's Office will be funded by \$56.7 million, Public Safety & Justice by \$15.4 million, the Public Defender's Office by \$4.2 million and Court Functions by \$2.3 million.

### Federal Revenue:

Federal revenue supports activities in child support and child protection, victim advocacy and direct financial assistance, welfare fraud, reimbursement for breakfast and lunch programs at the Juvenile Detention Center and County Home School, along with several grants like the Homeland Port Security, forensic science, Justice Assistance, DNA, Counter Violent Extremism, Community Oriented Policing Services (COPS), and Driving While Intoxicated countermeasures & supervision programs.

### State Revenue:

Revenue from the State of Minnesota is the largest source of non-property tax income for the Public Safety Line of Business at 8.7 percent of total revenues. The majority of state revenue will be used by the Department of Community Corrections and Rehabilitation for activities related to the Community Corrections Act, Intensive Supervised Release, and Remote Electronic Alcohol Monitoring. Additionally, the Public Defender's Office uses state money for subsidizing the remaining Hennepin County employees, the Sheriff's Office uses state money for Police State Aid, the 911 Enhancement fee, Peace Officer Standards and Training, Violent Offender Task Force, and Department of Natural Resources grants.

### Fees for Services Revenue:

Fees for Services are the second largest sources of non-property tax revenue at 5.6 percent of total revenues. Fees include: charges to other jurisdictions or clients for processing/booking into the jail, boarding, monitoring pre- and post-adjudication of clients, civil legal service fees, court fees, and lease revenue for radios and mobile data computers.

### Other Revenue:

In 2021, other revenue has been budgeted at \$2.5 million and accounts for less than one percent of total revenues. The majority of this revenue is attributed to the Sheriff's Office for reimbursement of personnel costs from the Radio Communications fund, detective work for other Hennepin County departments, court security, and jail commissary sales. Other contributors are Department of Community Corrections and Rehabilitation for Adult Correction Facility concessions, building rental, and the Productive Day Program.

## Expenditure Summary:

### Public Safety & Justice:

Public Safety & Justice includes four divisions: Public Safety Administration, Public Safety Information Technology, Criminal Justice Coordinating Committee, and Adult Representation Services. In 2021, Public Safety Justice's budget will decrease \$0.4 million and 1.0 full-time equivalents (FTEs).

### County Attorney's Office:

In 2021, the Attorney's Office budget will decrease by \$54,000.

### Court Functions:

When the State of Minnesota took over District Court on July 1, 2003, Hennepin County was assigned administrative oversight and funding responsibility for functions remaining with the county including representation for Mental Health Court and temporary hospital confinement, Probate Court, Housing Court and Criminal Court.

The Court Functions budget is funded 100 percent by property taxes and will remain flat in 2021.

### Public Defender's Office:

In 2021, the Public Defender's Office budget will decrease by \$0.8 million and FTEs will decrease by 4.0 due to three retirements and one promotion to a judgeship.

**Expenditure Summary:**

**Sheriff's Office:**

In 2021, the Sheriff's Office budget will decrease by \$0.7 million and FTEs remain flat at 810.0.

**Department of Community Corrections and Rehabilitation:**

In 2021, the Department of Community Corrections and Rehabilitation budget will decrease by \$2.7 million primarily due to personnel expenses and a decrease of 43.6 FTEs.

**Radio Communications:**

In 2021, the Radio Communication Fund will decrease by \$51,000 due to a decrease in depreciation expenses.

**Mission**

*To lead and coordinate public safety endeavors while working with partners to identify and promote best management practices.*

**Department Description:**

Public Safety & Justice consists of four divisions: Public Safety Administration, Public Safety Information Technology, Criminal Justice Coordinating Committee, and Adult Representation Services.

Public Safety Administration is responsible for advising the Hennepin County Board and Hennepin County Administrator on policies and issues related to and involving the Hennepin County justice partners as well as overseeing the strategic and fiscal management of the departments. The office provides leadership and fosters collaboration on strategic initiatives that promote efficiencies and organizational effectiveness and inter-agency partnerships to improve outcomes.

Public Safety Information Technology coordinates and aligns the technology strategies of Hennepin County Information Technology for the Public Safety Line of Business.

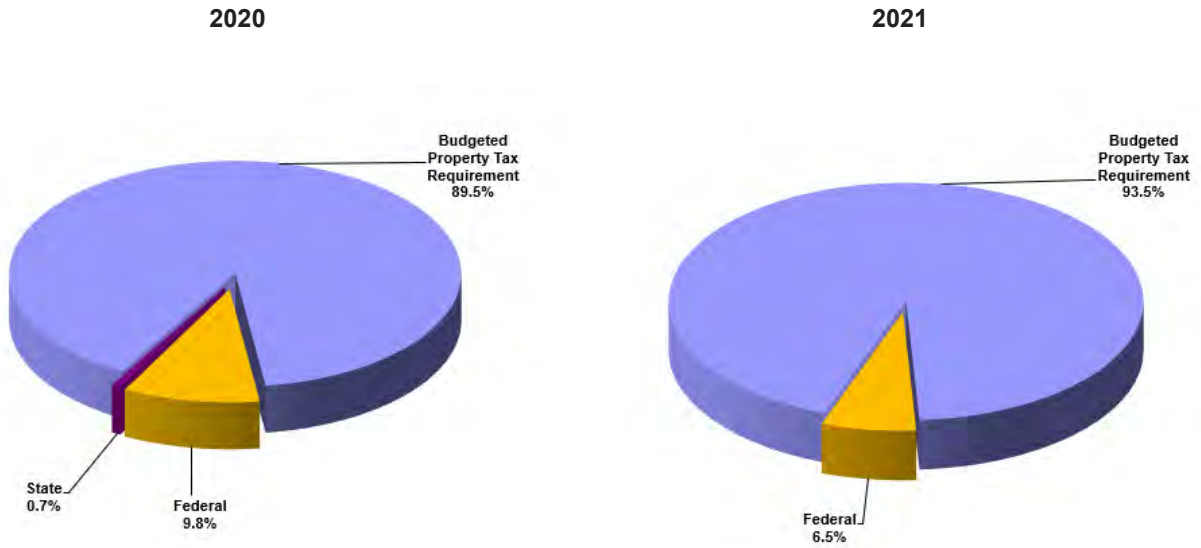
Criminal Justice Coordinating Committee (CJCC) was established in 1986 and meets on a regular forum where city and county policy-makers discuss issues and initiatives that require cooperation across jurisdictional lines and among many parts of the criminal justice system.

Adult Representation Service division provides high-quality representation to indigent clients who are legally entitled to representation for civil matters which include Child Protection Adult Defense and Family Court Contempt.

<b>Revenue and Expenditure Information</b>	<b>2019 Actual</b>	<b>2020 Budget</b>	<b>2021 Budget</b>
Budgeted Property Tax Requirement*	\$13,723,478	\$15,035,722	\$15,392,663
Other Taxes	0	0	0
Federal	427,322	1,643,519	1,061,993
State	0	115,000	0
Local	0	0	0
Investment Earnings	0	0	0
Fees for Services	0	0	0
Fines and Forfeitures	0	0	0
Licenses and Permits	0	0	0
Other Revenue	0	0	0
Other Financing	0	0	0
<b>Total Revenues</b>	<b>\$14,150,800</b>	<b>\$16,794,241</b>	<b>\$16,454,656</b>
Personnel Services	\$7,534,028	\$10,580,595	\$10,693,776
Commodities	293,218	86,768	64,127
Services	5,296,040	5,842,453	5,527,628
Public Aid Assistance	0	0	0
Capital Outlay	0	60,000	60,000
Other Charges	83,145	224,425	109,125
Grants	0	0	0
<b>Total Expenditures</b>	<b>\$13,206,430</b>	<b>\$16,794,241</b>	<b>\$16,454,656</b>
<b>Budgeted Positions (Full-Time Equivalents)</b>	<b>60.0</b>	<b>74.0</b>	<b>73.0</b>

\* Reflects the adjusted property tax requirement budget, not actual property tax collections.

**Revenue Comparison**



**Significant Budget Changes**

In 2021, Public Safety & Justice will have an appropriation of \$16.5 million which will be funded by expected property tax revenue of \$15.4 million and non-property tax revenue of \$1.1 million. When compared to the 2020 adjusted budget, the operating budget has decreased by 2.0 percent or \$340 thousand. Property tax revenues have increased by 2.4 percent or \$357 thousand, with non-property tax revenues decreasing by \$697 thousand. The department will operate with 73.0 full-time equivalents (FTEs); which is a decrease of 1.0 FTEs over the 2020 adjusted budget.

In 2021, the only increase can be associated with the Personnel Services expense category which includes overall general salary adjustments, merit, and benefits.

Division Budgets:	2019 Actual	2020 Budget	2021 Budget
Public Safety Administration	1,096,253	1,482,754	1,480,661
Criminal Justice Coordinating Committee	630,053	729,942	671,674
Public Safety IT	9,207,270	9,906,716	9,411,146
Adult Representation Services	2,272,854	4,674,829	4,891,175
<b>Total Expenditures</b>	<b>\$13,206,430</b>	<b>\$16,794,241</b>	<b>\$16,454,656</b>

\* Public Safety & Justice was known as Public Safety Administration & Integration prior to 2020.

## Budget Commentary

**Sexually Exploited Youth:** Public Safety Administration provides oversight of the No Wrong Door program. In 2011, Minnesota passed the Safe Harbor Law and the state developed a No Wrong Door model for a victim-centered, multidisciplinary response for juvenile victims of sex trafficking.

No Wrong Door's mission is to fight against the sexual exploitation of youth by providing a comprehensive range of services to help young survivors heal while bringing traffickers to justice and raising public awareness.

Ongoing efforts for the No Wrong Door program include:

- Identifying over 553 allegations of minor sexual trafficking and exploitation in the last 3 years;
- Providing case management to over 538 work groups in the past 3 years, while offering ongoing services for survivors;
- Strengthening partnerships with over 45 internal and external stakeholders, including: MDH, BCA, DHS, and several community agencies;
- Developing the first County-wide vulnerability mapping analyses platform (No Wrong Door Vulnerability map) for early assessment of areas with highest risk-factors for sexual trafficking of minors;
- Providing online training to over 500 county staff regarding sexual exploitation, and initiating police-based training with at least one Police department (45 P.Os);
- Strengthened service delivery in 75% over the past year, by adding 4 additional projects for counseling COVID19-related emergency shelter, and funding the opening of 2 emergency rooms for early identification of youth in crisis;
- Developed the first online state-wide one-stop shop of supportive services for Safe Harbor: <https://hc-nwd-hennepin.hub.arcgis.com>

**Criminal Justice Coordinating Committee (CJCC):** The work of the CJCC is carried out by groups of leaders from various departments and justice partners.

Strategies include:

- Improving client service delivery;
- Reducing unnecessary system delays;
- Evaluating and identifying opportunities to reduce disparities;
- Increasing transparency through data collaboration and sharing; and
- Collaborating with Human Services and Public Health to address system issues such as jail crowding, case processing inefficiencies, and responding to client populations with adult behavioral health issues.

## Key Results:

The Public Safety line of business has worked for years to identify and reduce disparities in the criminal justice system leveraging strong and committed partnerships focused on equity and better outcomes. We addressed overcrowding at the jail, created alternatives to detention, and options for early release for low risk individuals. We partnered with Human Services and Public Health to pair social services and health resources with law enforcement to improve the response and outcomes including increased access to service and follow up care. The pandemic proved we could further reduce in custody populations, and not increase recidivism. We are seeking to make many COVID practices permanent and they are part of our ongoing conversations with stakeholders as part of justice reform and reducing disparities. Despite our past efforts, the death of George Floyd showed we needed to be more strategic. This year we created the Justice Equity Analysis team to build on existing efforts to make quick, systemic changes to decrease disparities focused on drug testing practices and policies, creating more opportunities for defendants in the system to avoid a permanent record through increased diversion and stay of adjudications and merging resources and obligations for clients who are in multiple court systems such as criminal and child protection.

## Additional Resources:

Public Safety Line of Business Information:  
Website: [www.hennepin.us/residents#public-safety](http://www.hennepin.us/residents#public-safety)

Criminal Justice Coordinating Committee  
Website: [www.hennepin.us/cjcc](http://www.hennepin.us/cjcc)

Adult Representation Services  
Website: [www.hennepin.us/residents/public-safety/legal-representation](http://www.hennepin.us/residents/public-safety/legal-representation)

Sexually Exploited Youth  
Website: [www.hennepin.us/your-government/projects-initiatives/no-wrong-door](http://www.hennepin.us/your-government/projects-initiatives/no-wrong-door)  
<https://hc-nwd-hennepin.hub.arcgis.com>



**Mission**

*We serve justice and public safety through our commitment to ethical prosecution, crime prevention, and innovative and reasoned client representation.*

**Department Description:**

The County Attorney's Office is organized by Criminal and Civil Divisions.

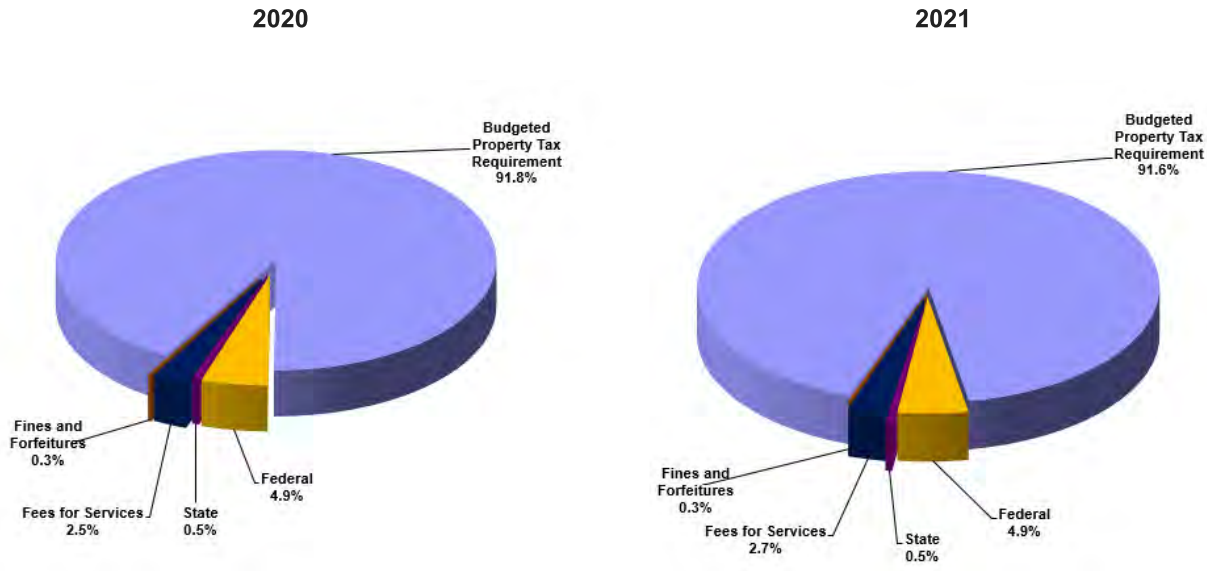
The Criminal Divisions represent the State of Minnesota, prosecuting adults charged with felonies, and all crimes committed by juveniles. The Criminal Divisions include Adult Prosecution, Juvenile Prosecution, the Gang Unit, Community Prosecution, Special Litigation, the Victim Witness Program and the Domestic Abuse Service Center.

The Civil Division provides legal representation to the Board of Commissioners, County Administrator's Office and all county departments as well as Hennepin Healthcare Systems and the Hennepin County Regional Rail Authority. The other Civil Divisions include Child Protection, Child Support Enforcement and Mental Health. The Information Technology (IT) Division provides IT services to all divisions. The Administration Division provides executive direction and coordination for policy and office-wide functions.

Revenue and Expenditure Information	2019 Actual	2020 Budget	2021 Budget
Budgeted Property Tax Requirement*	\$55,978,651	\$56,861,230	\$56,712,538
Other Taxes	0	0	0
Federal	3,022,218	3,010,348	3,045,000
State	238,135	331,270	293,697
Local	100,000	25,000	0
Investment Earnings	0	0	0
Fees for Services	1,807,903	1,569,500	1,694,500
Fines and Forfeitures	281,148	150,000	150,000
Licenses and Permits	0	0	0
Other Revenue	17,730	24,600	21,600
Other Financing	0	0	0
<b>Total Revenues</b>	<b>\$61,445,785</b>	<b>\$61,971,948</b>	<b>\$61,917,335</b>
Personnel Services	\$50,317,441	\$53,221,761	\$53,407,695
Commodities	342,282	188,100	157,855
Services	7,899,810	8,303,734	8,182,665
Public Aid Assistance	0	0	0
Capital Outlay	88,532	0	0
Other Charges	640,977	258,353	169,120
Grants	0	0	0
<b>Total Expenditures</b>	<b>\$59,289,042</b>	<b>\$61,971,948</b>	<b>\$61,917,335</b>
<b>Budgeted Positions (Full-Time Equivalents)</b>	<b>398.0</b>	<b>407.5</b>	<b>407.5</b>

\* Reflects the adjusted property tax requirement budget, not actual property tax collections.

**Revenue Comparison**



**Significant Budget Changes**

In 2021, the Hennepin County Attorney's Office (HCAO) will have an expense appropriation of \$61.9 million which will be funded by expected property tax revenue of \$56.7 million and non-property tax revenue of \$5.2 million. When compared to the 2020 adjusted budget, the operating budget has decreased by 0.1 percent or \$54,600. Property tax revenues have decreased by 0.3 percent or \$149,000 and all other revenues increased by 3.0 percent or \$139,000.

The Hennepin County Attorney's Office met the County requested zero percent increase in property tax target by freezing vacancies, limiting the number of Law Clerks, having no Student Interns as well as reductions in certain contracted services and several other non-personnel line items. Additional reductions totaling \$148,692 were implemented as a result of health insurance premium decreases.

Division Budgets:	2019 Actual	2020 Budget	2021 Budget
Criminal	30,435,396	32,269,861	32,686,312
Civil and Administration	28,853,647	29,702,087	29,231,023
<b>Total Expenditures</b>	<b>\$59,289,042</b>	<b>\$61,971,948</b>	<b>\$61,917,335</b>

## Budget Commentary

In 2020, the Hennepin County Attorney's Office (HCAO) experienced a significant increase in the most serious, labor-intensive offenses. Violent offenses increased by 7%, gun offenses grew by 26% and motor vehicle theft went up by 27%. Most troubling was the increase in homicides which rose by a startling 61% (from 66 in 2019 to 106 in 2020). HCAO also began tracking data for carjacking cases in 2020 and recorded an alarming 119 carjacking cases. Even though juvenile felonies overall dropped by 3.5%, the growth in serious offenses was significant among juveniles where robberies increased by 31% and serious violent offenses (i.e., cases where adult certification or extended juvenile jurisdiction motions are filed) increased by 23%.

This past summer saw an unprecedented outpouring of peaceful protesters outraged over the police killing of George Floyd. Unfortunately, some people did not peacefully protest, but engaged in looting and destruction. This office prosecuted 36 people for illegal felonies from that rampage. That included charging a truck driver with threats of violence and criminal vehicular operation.

## Key Results:

### CARES Act

- The coronavirus pandemic ravaged Minnesota and the rest of the country.
- Congress passed the CARES Act Coronavirus Relief Fund in the spring and Hennepin County received \$220 million.
- Attorneys in the Civil Division of the Hennepin County Attorney's Office worked with county staff to navigate complicated federal regulations for spending these funds.
- Applications and agreements were quickly drafted to get money to the public health agencies for Covid-19 testing, distribution of personal protective equipment and emergency funding to homeless shelters and hotels in order to protect individuals experiencing homelessness from the virus.
- Attorneys also cleared the way for the money to be directed towards providing food to the hungry and emergency rent assistance to tenants who had lost their income.
- Other funds went to help small businesses, nonprofits and community organizations. Some money was used to distribute devices and hotspots to reduce technology barriers throughout the county which prevented children from doing remote learning and adults from working from home.

### Reduction in Jail Population

- When the pandemic hit, the county attorney's office worked with the Hennepin County Sheriff and other criminal justice partners and determined there were people in jail who could be released in order to protect them and the community from the virus.
- HCAO expanded use of summons, instead of warrants, and a new practice of book and release the same day dropped the jail population 40 percent within the first four weeks. Again, these were people accused of low-level, non-violent crimes.
- While that did not save the county attorney's office any money, because we still prosecuted them, it did save the sheriff's office, and therefore county taxpayers, a significant amount of money.

### Expungement

- HCAO simplified the expungement process so people could, after a specified number of years, have an old conviction sealed so that the general public could not see that someone had, for example, been convicted of burglary years ago.

### Sexual Assault Test Kit Initiative

- In November 2019, the Minneapolis Police Department announced they had discovered 1,700 untested sexual assault exam kits.
- The Hennepin County Attorney's Office immediately offered assistance, including money, to get the kits tested.
- In 2020, all kits were ranked and highest priority kits were tested. The results led to investigations and some have been submitted for prosecution.
- The money from our office and the police department has sped testing and governmental grants should allow all, or most, of the kits to be tested by the end of 2021.

## Additional Resources:

Hennepin County Attorney's Office  
C-2000 Government Center  
300 South Sixth Street  
Minneapolis, MN 55487  
Phone: (612) 348-5550  
Email: [citizeninfo@hennepin.us](mailto:citizeninfo@hennepin.us)  
Website: [www.hennepinattorney.org](http://www.hennepinattorney.org)

**Mission**

*Provide administrative oversight and funding for certain District Court functions that remain with the county following the state takeover of the District Court on July 1, 2003.*

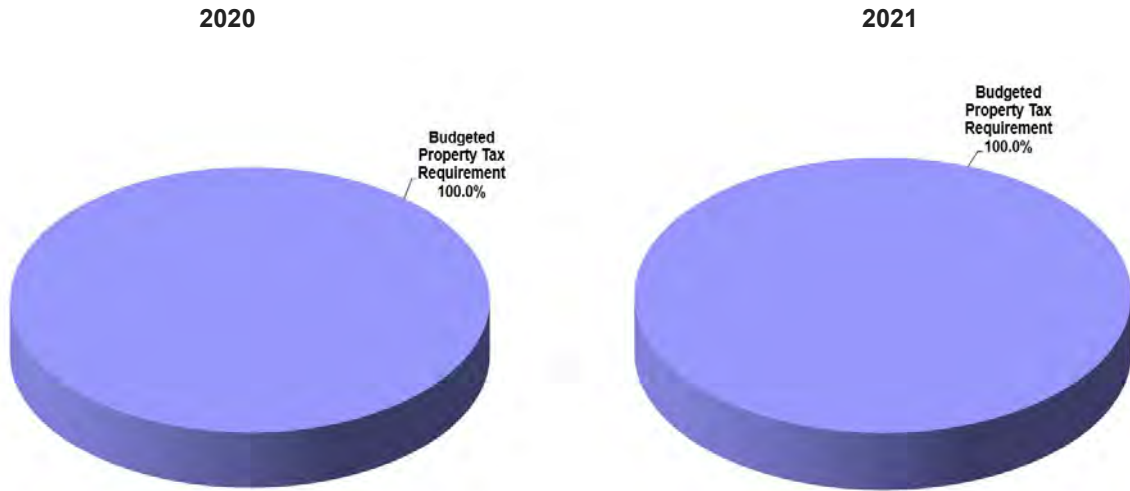
**Department Description:**

The state takeover of the Fourth Judicial District occurred on July 1, 2003. In accordance with MN Statute 273.1398 Subd. 4b(b), certain functions that were overseen by the District Court remain with the county following the takeover. Court Functions include the following contract services: Mental Health Court representation and temporary hospital confinement, Probate Court representation, along with representation in Housing and Criminal Court.

<b>Revenue and Expenditure Information</b>	<b>2019 Actual</b>	<b>2020 Budget</b>	<b>2021 Budget</b>
Budgeted Property Tax Requirement*	\$2,261,700	\$2,258,600	\$2,258,600
Other Taxes	0	0	0
Federal	0	0	0
State	0	0	0
Local	0	0	0
Investment Earnings	0	0	0
Fees for Services	0	0	0
Fines and Forfeitures	0	0	0
Licenses and Permits	0	0	0
Other Revenue	0	0	0
Other Financing	0	0	0
<b>Total Revenues</b>	<b>\$2,261,700</b>	<b>\$2,258,600</b>	<b>\$2,258,600</b>
Personnel Services	\$0	\$0	\$0
Commodities	0	0	0
Services	2,012,497	2,258,600	2,258,600
Public Aid Assistance	0	0	0
Capital Outlay	0	0	0
Other Charges	0	0	0
Grants	0	0	0
<b>Total Expenditures</b>	<b>\$2,012,497</b>	<b>\$2,258,600</b>	<b>\$2,258,600</b>
<b>Budgeted Positions (Full-Time Equivalents)</b>	<b>0</b>	<b>0</b>	<b>0</b>

\* Reflects the adjusted property tax requirement budget, not actual property tax collections.

**Revenue Comparison**



**Significant Budget Changes**

The 2021 Court Functions authorized operating budget will remain unchanged when compared to the 2020 adjusted budget.

<b>Division Budgets:</b>	<b>2019 Actual</b>	<b>2020 Budget</b>	<b>2021 Budget</b>
Court Function Contracts	2,012,497	2,258,600	2,258,600
<b>Total Expenditures</b>	<b>\$2,012,497</b>	<b>\$2,258,600</b>	<b>\$2,258,600</b>

**Budget Commentary**

The 2021 budget is comprised as follows:

- \$1,352,174 for Mental Health Court legal representation.
- \$101,500 for the Temporary hospital confinement of Mental Health Court clients.
- \$609,000 for Probate Court, appointed legal representation of minor children, incapacitated or incompetent indigent adults.
- \$125,050 for Housing Court, appointed legal representation for legal advice to low-income tenants and landlords
- \$70,876 for legal assistance for indigent clients in criminal cases.

**Mission**

To provide the highest quality representation to indigent clients in the protection of their legal rights, thereby safeguarding those rights for each member of the community.

**Department Description:**

The Hennepin County Public Defender's office represents people in the criminal justice system who cannot afford an attorney. The right to counsel is constitutionally-based and was established through two landmark decisions. In 1963, in Gideon v. Wainwright, the United States Supreme court held that an adult indigent defendant is entitled to assistance of counsel in a criminal trial. Soon thereafter, in 1967, the Supreme Court established the same right to counsel for juveniles in In re Gault.

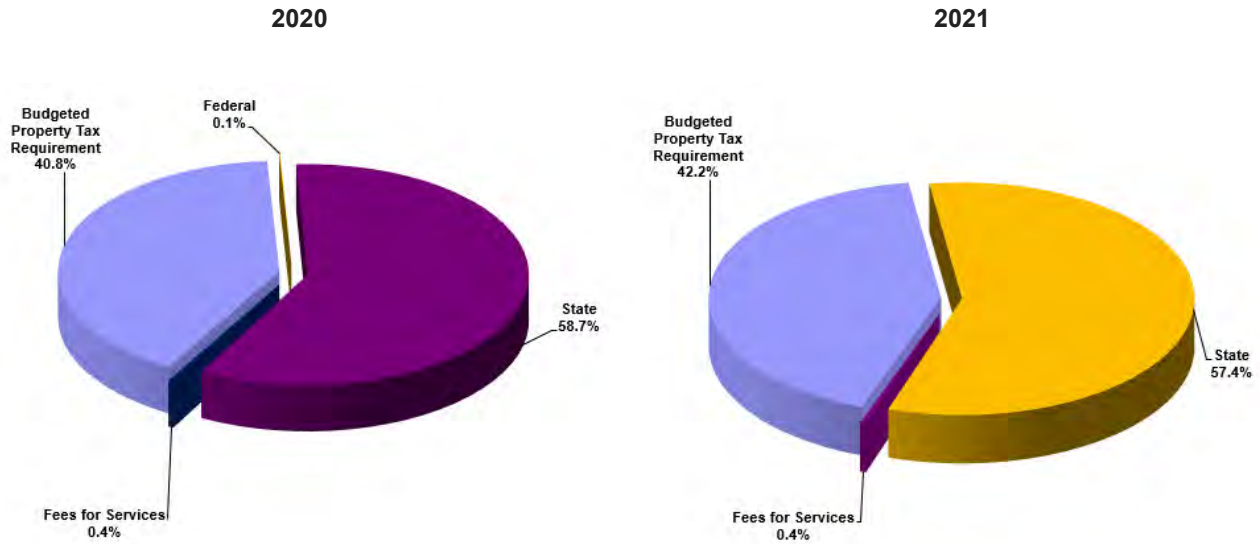
In addition to representing adults and juveniles accused of criminal offenses, the Hennepin County Public Defender represents children involved in child protection cases. In 2010, in Padilla v. Kentucky, the Supreme Court declared that immigration consequences are not collateral issues and that the accused is entitled to effective assistance of counsel on this issue during plea negotiations. As a result, the Public Defender's office also ensure that our client's rights are protected according to this Supreme Court mandate.

Prior to July 1, 2003, Hennepin County was solely responsible for funding the Hennepin County Public Defender's office. On July 1, 2003, the State assumed primary financial responsibility. Hennepin County remains legally responsible for funding the county employees who were hired prior to July 1, 2003 and has continued its financial support for other necessary operational expenses as well.

<b>Revenue and Expenditure Information</b>	<b>2019 Actual</b>	<b>2020 Budget</b>	<b>2021 Budget</b>
Budgeted Property Tax Requirement*	\$5,433,172	\$4,441,748	\$4,244,861
Other Taxes	0	0	0
Federal	0	7,544	0
State	6,450,000	6,400,000	5,775,000
Local	0	0	0
Investment Earnings	0	0	0
Fees for Services	46,063	42,000	42,000
Fines and Forfeitures	0	0	0
Licenses and Permits	0	0	0
Other Revenue	0	0	0
Other Financing	0	0	0
<b>Total Revenues</b>	<b>\$11,929,235</b>	<b>\$10,891,292</b>	<b>\$10,061,861</b>
Personnel Services	\$7,455,446	\$6,402,145	\$5,750,134
Commodities	50,028	47,100	44,000
Services	5,002,572	4,377,503	4,237,727
Public Aid Assistance	0	0	0
Capital Outlay	0	0	0
Other Charges	41,073	64,544	30,000
Grants	0	0	0
<b>Total Expenditures</b>	<b>\$12,549,119</b>	<b>\$10,891,292</b>	<b>\$10,061,861</b>
<b>Budgeted Positions (Full-Time Equivalents)</b>	<b>41.0</b>	<b>35.8</b>	<b>31.8</b>

\* Reflects the adjusted property tax requirement budget, not actual property tax collections.

**Revenue Comparison**



**Significant Budget Changes**

In 2021, the Hennepin County Public Defender's Office has an appropriation of \$10.1 million, offset by expected non-property tax revenues of \$5.8 million and property tax revenues of \$4.3 million and 31.8 full-time equivalents (FTEs). When compared to the 2020 adjusted budget of \$10.9 million, the authorized operating budget will decrease by \$0.8 million and decrease by 4 FTEs.

Personnel Services: The primary driver for the \$0.8 million decrease is staffing reductions; \$0.6 million due to the attrition of 4.0 FTE.

Services: Service expenditures will decrease by about \$0.1 million for the following reasons:

- 1) A new case management system, PDCM, was implemented in 2020 and 0.4 million in Information Technology (IT) development expenditures were approved for 2021, a decrease of 0.1 million.
- 2) \$0.4 million reduction in contractor expenses by replacing contractors with state employees.
- 3) A small budget of \$25 thousand was authorized for the court ride project whereby clients can take a LYFT ride to court appearances and other meetings in Hennepin County related to their case.

Revenue: The State of Minnesota budgeted revenue has gone down again because the overall budget has gone down. The Board of Public Defense has replaced county public defenders with state employees as they retire or transfer.

<b>Division Budgets:</b>	<b>2019 Actual</b>	<b>2020 Budget</b>	<b>2021 Budget</b>
Public Defender's	12,549,119	10,891,292	10,061,861
<b>Total Expenditures</b>	<b>\$12,549,119</b>	<b>\$10,891,292</b>	<b>\$10,061,861</b>

## Budget Commentary

The Public Defender's Office (PDO) is committed to providing excellent representation to indigent clients. In order to maximize limited resources, we continue to build partnerships with county lines of business and the community.

PDO will continue to attract and retain a dynamic and diverse staff of attorneys, investigators, paralegals, dispositional advisors, office assistants, information technology employees and law clerks. PDO will prioritize the retention of these employees by providing training and growth opportunities throughout the year.

In 2021, our office continued to refine our Public Defender Case Management system- PDCM. The intent of PDCM is to provide greater efficiency to the organization of the large volume of discovery we receive. This refinement of PDCM includes working on e-discovery integrations within the county attorney and suburban prosecutors to improve efficiencies. We also strive to continue with the Court Ride program and were able to secure funds to support the initiative.

In Juvenile Court, our office represents children in both delinquency and child protection matters. In 2021, the Youth Justice Council was launched, and the Public Defender's Office has been an active participant in developing and participating in this important work. The mission of the group is to "improve and reform the juvenile justice system by eliminating the unnecessary use of secure detention, eliminating disparities based on race, color, national origin, religion, sexual orientation, gender, gender identity, or disability and providing resources to effective community-based and culturally appropriate services for youth and their families." We will also focus on our current work regarding trauma experienced by our clients in child protection and delinquency matters. We will apply what we have learned during this pandemic to explore ways to best serve our clients while ensuring that their voices are heard. Representing juvenile clients presents a unique opportunity to improve their lives.

We continue to prioritize our commitment to reducing disparities for our indigent clients, many of whom are people of color and suffer from mental health and substance abuse disorders. To this end, we will continue to request transparency in data that is maintained regarding our clients and challenge practices and policies that compromise our clients' constitutional rights.

## Key Results:

- Provided monthly free legal education training opportunities for staff
- Represented clients on in-custody appearances, throughout Covid-19, resulting in the release of many of our clients.
- Worked collaboratively with the courts and prosecutors to find ways to resolve cases without court appearances.
- Continued to refine our public defender case management system, PDCM, so that it properly works with the large volume of information we receive.
- Working on e-discovery integrations to PDCM with the county attorney and suburban courts to improve efficiencies.
- Court Ride has provided over 350 rides to public defender clients who had either a court appearance or has a scheduled meeting.

## Additional Resources:

Public Defender's Office  
Minnesota 4th Judicial District  
701 Fourth Avenue South, Ste: 1400  
Minneapolis, MN 55415  
Phone: (612) 348-7530  
Website: [www.pubdef.state.mn.us](http://www.pubdef.state.mn.us)  
[www.hennepinpublicdefender.org](http://www.hennepinpublicdefender.org)



**Mission**

*Serving and protecting all in our community by furthering equal justice, safety and wellness.*

**Department Description:**

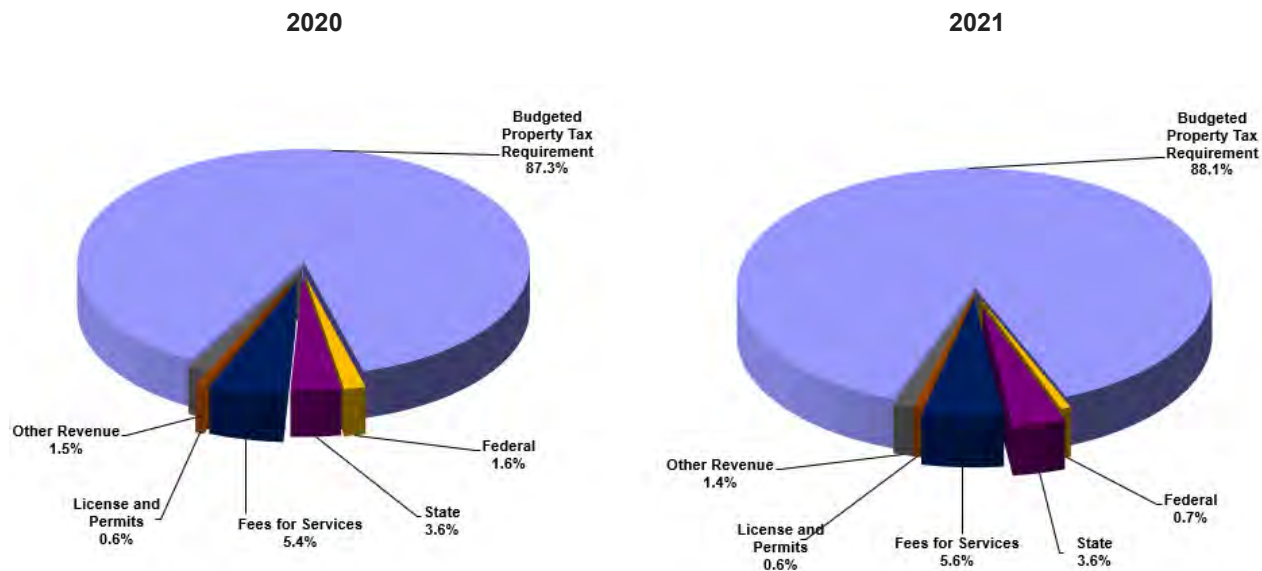
Minnesota State Statutes provides that the Sheriff is the Chief Law Enforcement Officer of the County, empowered to use all resources necessary "to keep and preserve the peace of the county." Minnesota State Statutes specifically confer upon the Sheriff the mandate to perform critical public safety functions:

- Safe and secure operation of the county jail
- Operation of the public safety communications system
- Enforcement on the county's waters (i.e., search, rescue and buoying)
- Execution of all civil processes brought to the Sheriff (e.g., foreclosure, redemption, levy, garnishment, eviction and other executions of judgment)
- Security for the Fourth Judicial District Court
- Transport for individuals under the court's jurisdiction
- Pursuit and apprehension of all felons

Revenue and Expenditure Information	2019 Actual	2020 Budget	2021 Budget
Budgeted Property Tax Requirement*	\$99,633,777	\$106,359,875	\$106,650,494
Other Taxes	0	0	0
Federal	535,646	1,884,007	813,658
State	4,328,487	4,352,830	4,365,330
Local	0	0	0
Investment Earnings	0	0	0
Fees for Services	5,359,972	6,533,440	6,741,537
Fines and Forfeitures	330,219	51,000	50,000
Licenses and Permits	605,095	750,000	750,000
Other Revenue	1,717,930	1,800,923	1,673,289
Other Financing	0	0	0
<b>Total Revenues</b>	<b>\$112,511,126</b>	<b>\$121,732,075</b>	<b>\$121,044,308</b>
Personnel Services	\$93,127,598	\$98,346,276	\$98,599,588
Commodities	4,819,308	5,312,156	4,871,581
Services	14,144,270	15,551,227	15,494,227
Public Aid Assistance	0	0	0
Capital Outlay	423,414	194,697	683,596
Other Charges	1,323,782	2,327,719	1,395,316
Grants	0	0	0
<b>Total Expenditures</b>	<b>\$113,838,372</b>	<b>\$121,732,075</b>	<b>\$121,044,308</b>
<b>Budgeted Positions (Full-Time Equivalents)</b>	<b>807.0</b>	<b>810.0</b>	<b>810.0</b>

\* Reflects the adjusted property tax requirement budget, not actual property tax collections.

**Revenue Comparison**



**Significant Budget Changes**

The 2021 budget decrease is the result of federal Coronavirus Aid, Relief, and Economic Security (CARES) Act funding was received in 2020 and is not available in 2021.

Division Budgets:	2019 Actual	2020 Budget	2021 Budget
Administrative	9,910,041	10,879,894	10,795,531
Enforcement Services	15,785,993	17,644,437	17,538,439
911 Dispatch	10,920,958	12,441,709	12,572,748
Sheriff IT Technology	6,121,119	6,089,292	6,358,607
Investigative Services	7,325,622	7,356,459	6,799,240
Forensic Sciences	5,009,506	5,452,641	5,691,001
Criminal Intelligence	1,888,405	1,938,655	2,247,458
Adult Detention	48,388,167	50,347,828	49,819,272
Court Services	8,486,895	9,581,160	9,222,012
Sheriff Other Revenue	1,666	0	0
<b>Total Expenditures</b>	<b>\$113,838,372</b>	<b>\$121,732,075</b>	<b>\$121,044,308</b>

**Budget Commentary**

The Hennepin County Sheriff's Office serves the county's 1.2 million residents through a variety of roles and services. Many of these duties are mandated by state law, including managing the county jail and providing security to the district court. The Hennepin County Sheriff's Office also patrols Hennepin County's lakes and rivers, operates the Forensic Science Laboratory, provides patrol services to several communities in the western edge of the county, and much more.

Under the leadership of Sheriff David Hutchinson, the Hennepin County Sheriff's Office is committed to making Hennepin County a safer, healthier, and more equal place to live.

Advancing Criminal Intelligence is designed to provide greater organization and collaboration between teams and agencies that rely on criminal intelligence. The Sheriff's Office provides the appropriate structure to support continued expansion, new initiatives and increased partnerships with our local, state and federal public safety partners to further reduce and prevent crime.

The Sheriff's Office is dedicated to building trust with all the of the communities that we serve and is building new programs to increase diversity in hiring within our agency, as well as programs to engage with the youth in our communities in positive, educational, non-enforcement activities.

**Key Results:**

	<u>2019</u>	<u>2020</u>	<u>2021 Est.</u>
Number of police/fire/medical dispatched calls	692,443	612,123	650,000
Number of jail bookings	30,950	21,173	25,000
Number of court security escorts	33,343	21,016	25,000
Number of crime scene responses	1,975	1,974	1,975
Number of mortgage foreclosure sales	494	231	300

**Additional Resources:**

Hennepin County Sheriff's Office  
 350 South 5th Street, Room 6  
 Minneapolis, MN 55415  
 Phone: (612) 348-3744  
 Email: [sheriff@hennepin.us](mailto:sheriff@hennepin.us)  
 Website: [www.hennepinsheriff.org](http://www.hennepinsheriff.org)

**Mission**

*To enhance community safety, promote community restoration and reduce the risk of re-offense.*

**Department Description:**

The Department of Community Corrections and Rehabilitation is the largest community corrections system in Minnesota, with an annual supervision of approximately 26,000 adults and juveniles. On any given day, approximately 1,000 juveniles and 23,000 adults are supervised with 2,000 clients on Sentence to Service.

The department operates three correctional facilities, COVID-19 mitigation efforts reduced the populations in 2020:

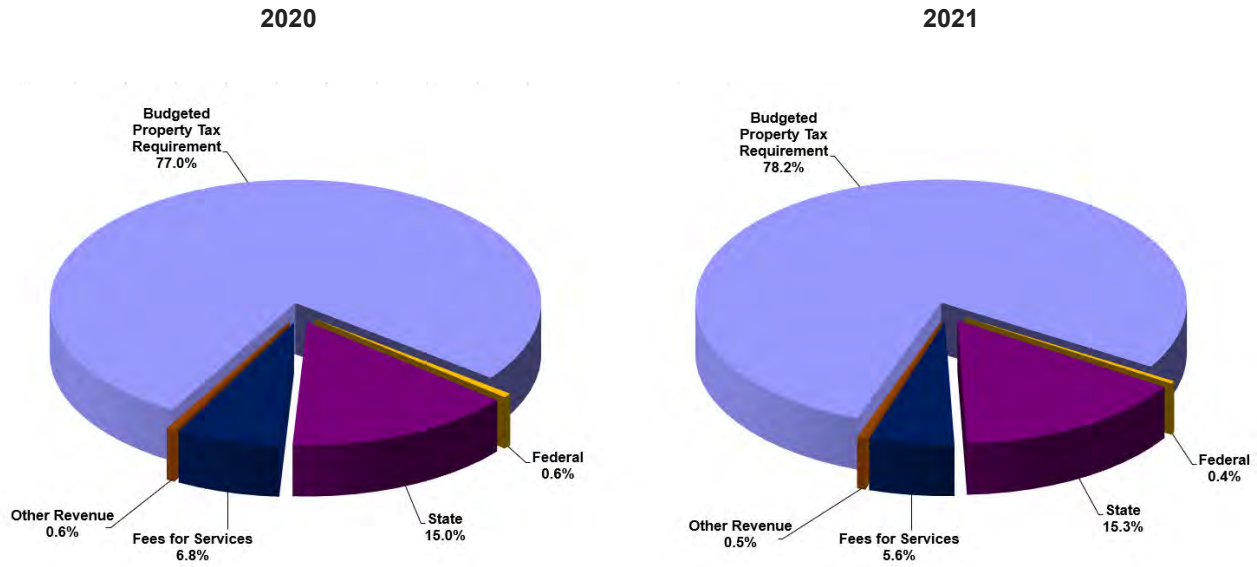
- Adult Corrections Facility provides custody and programming for approximately 2,964 in-house residents; the facilities housed 1,096 residents in 2020 with a median daily population of 86;
- Juvenile Detention Center provides custody and care for approximately 1,200 juveniles per year pending court disposition; in 2020 there were 908 bookings with a median daily population of 30;
- County Home School provides custody and treatment for approximately 50 juvenile residents in a year; 2020 remained constant with historical populations, with a median daily population of 21.

Family Court Services performs custody and family mediation services; 1,400 families received services in 2020.

Revenue and Expenditure Information	2019 Actual	2020 Budget	2021 Budget
Budgeted Property Tax Requirement*	\$98,220,490	\$99,669,501	\$98,971,458
Other Taxes	0	0	0
Federal	399,524	743,206	445,928
State	19,464,048	19,393,300	19,376,135
Local	79,159	30,000	30,000
Investment Earnings	0	0	0
Fees for Services	7,759,112	8,811,351	7,089,011
Fines and Forfeitures	0	0	0
Licenses and Permits	0	0	0
Other Revenue	312,039	735,750	728,950
Other Financing	0	0	0
<b>Total Revenues</b>	<b>\$126,234,373</b>	<b>\$129,383,108</b>	<b>\$126,641,482</b>
Personnel Services	\$97,210,371	\$103,853,726	\$101,484,092
Commodities	2,851,515	2,930,781	2,721,973
Services	23,542,447	21,616,159	21,918,182
Public Aid Assistance	0	0	0
Capital Outlay	111,154	110,000	60,000
Other Charges	302,843	872,442	457,235
Grants	0	0	0
<b>Total Expenditures</b>	<b>\$124,018,330</b>	<b>\$129,383,108</b>	<b>\$126,641,482</b>
<b>Budgeted Positions (Full-Time Equivalents)</b>	<b>996.2</b>	<b>990.8</b>	<b>947.2</b>

\*Reflects the adjusted property tax requirement budget, not actual property tax collections.

**Revenue Comparison**



**Significant Budget Changes**

The 2021 Department of Community Corrections and Rehabilitation (DOCCR) budget will have an appropriation of \$126.6 million funded by expected property tax revenues of \$99.0 million, and non-property tax revenues of \$27.7 million. When compared to the 2020 adjusted budget, the operating budget has decreased by 2.1 percent or \$2.7 million; property tax revenues have decreased by 0.7 percent or \$0.7 million; and non-property tax revenues have decreased by 6.9 percent or \$2.0 million. In 2021, the property tax and the State Community Corrections Act (CCA) funding account for 93.0 percent of all revenues.

Hennepin County has participated in the Minnesota Community Corrections Act (CCA) since 1978, whereby DOCCR provides all community supervision services. In return for providing all correctional services in the county (excluding long-term prison incarceration), the state provides the county with a subsidy to assist with the provision of CCA services. For both calendar years 2020 and 2021, total CCA funding to DOCCR is \$18.9 million, which accounts for 68.1 percent of all 2021 program generated revenues. The CCA Subsidy totals \$16.9 million, with additional CCA funding for the Intensive Supervised Release (ISR) grant (\$1,889,200) and the Remote Electronic Alcohol Monitoring (REAM) grant (\$90,000) bringing the total CCA funding to the \$18.9 million.

The COVID-19 pandemic has unfavorably affected national, state and local economies. DOCCR's 2020 actual revenue collections were unfavorable to budget, with programmed 2021 revenues reduced. The Productive Day programming (resident and client work programs) for both the Adult Corrections Facility (ACF) and the Client and Community Restoration (CCR) divisions are experiencing fewer work opportunities. The ACF's Private Sector Work Program revenues for 2021 total \$1.7 million down from the 2020 budget of \$2.1 million. CCR has eliminated its Cafe Future, a juvenile barista work training program.

Similarly, COVID-19 has negatively impacted municipal boarding revenues for the County Home School and the Adult Corrections Facility. Boarding revenue for these two facilities are down \$650,000 with the 2021 budget. At the Adult Corrections Facility the reduction reflects both a reduced population as well as a heavier mix of higher risk residents (felony and gross misdemeanors) and fewer low risk misdemeanor residents, which DOCCR bills back to the municipalities.

DOCCR's 2021 personnel services total \$101.5 million, or 80.1 percent of the overall budget. The 2021 authorized staffing of 947.2 full-time equivalents (FTEs) is 43.6 FTEs below the 2020 authorized staffing, consequently, overall personnel services are down \$2.4 million (2.3 percent) from the 2020 adjusted budget. The decreases include: permanent and non-permanent wages (\$1.1 million); payroll taxes (\$211,000; FICA, Public Employee Retirement Association/PERA, comp time payroll charge, retiree health insurance); and reduced client work opportunities through the Productive Day programming at the Adult Corrections Facility and Client and Community Restoration (\$185,000). Finally, the 2021 county paid long-term disability, life, health and dental insurance premiums are budgeted at \$11.9 million, which is a decrease of \$781,000 from 2020.

Presented below is an overview of the more significant staffing changes for 2021. In total, there is a net decrease of 43.6 FTEs, however, there were also additional staffing changes accomplished through internal reallocations both within and across divisions.

DOCCR has a strong history of reallocating positions, primarily in field services, to better address high risk populations and balance caseloads. Over the last ten plus years we have moved probation staffing from juvenile services to adult services as the juvenile probation population decreased and the adult population remained stable.

Within Juvenile Probation, the 2020 budget established a Transition-Aged Youth (TAY) unit comprised of 5.0 probation officers through reallocating resources and staffing. The emphasis of this unit is to provide age appropriate, data driven responses to this population and support the growth and development as productive members of the community in lieu of the adult correctional system. Similarly, the TAY unit decreases adult high-risk caseloads in the traditional supervision units and serves a client population that is 75 percent Black, Indigenous and people of color. The 2021 DOCCR budget internally reallocates an additional 5.0 probation officers to this unit.

**Significant Budget Changes**

DOCCR continuously reviews work activities to ensure that the positions are appropriately classed. The 2021 budget continues this practice. The UA Lab Unit, within Adult Pre-Adjudication Services (APAS) division, reallocated 7.0 community corrections specialists as 5.0 lab assistants and 2.0 medical lab technicians.

While the correctional officers/senior correctional officers (115.0 FTEs) and juvenile correctional officers (104.5 FTEs) at the three correctional facilities are constant for 2020 and 2021, the field services probation officer staffing is being reduced by 17.1 FTEs, from 337.4 FTEs in 2020 to 320.4 for 2021. The probation officer staffing changes include:

- The Family Court Services unit is reducing its probation staffing by 6.0 officers. As a result of this reduction, Family Court will focus its work on clients least able to afford outside evaluations and other services provided on a sliding fee scale.
- Juvenile Probation has eliminated 2.0 probation officers based on caseloads, and an additional probation officer, funded by the Mental Health Screening grant has been eliminated with the work to be absorbed by existing agents.
- Adult Pre-Adjudication Services Division has eliminated 4.0 conditional release probation officers, as well as reassigning 2.0 probation officers providing Remote Alcohol Electronic Monitoring (REAM) grant activities to the Client and Community Restoration division.
- Adult Probation Supervision Services division has eliminated 2.0 officers. First, the probation officer assigned to the 1-day DWI program has been eliminated with the work activities being reassigned and absorbed by the Client and Community Restoration division. Second, the probation officer assigned as a liaison in the Sheriff's Office providing communication and collaboration support has been eliminated.
- The Adult Specialized Supervision Services division has reallocated 2.0 Intra- and Inter-state probation officers as case management assistants, with the staff reassigned to the Adult Pre-Adjudication Services division.
- The Adult Corrections Facility eliminated its last 1.0 probation officer, while the Client and Community Restoration division added 1.0 officer for its Productive Day client programming.

After four years of increasing probation staffing to address workload needs, balance caseloads, improve outcomes and respond to workforce planning, the field services divisions will be challenged in managing the adult caseloads for its high risk traditional, sex offender, domestic, inter- and intra-state supervision, and supervised release units.

In the contract area there are several notable changes:

- The 2021 budget eliminates four leased locations used for adult field service programming: (1) Seward Neighborhood Probation - first floor; (2) Seward Neighborhood Probation - second floor; (3) North Suburban Office; and (4) Midtown Safety Center. In 2021, staff and programming previously provided at these locations will be centralized at the County's Brookdale Regional Center and the South Region Human Services Center.
- Responding to the County and department's priority to address race equity and disparity reduction, the Adult Probation Supervision Services division has programmed \$350,000 for culturally specific contract services addressing trauma, cognitive skills, and treatment alternatives.
- Expanding on a 2020 initiative, the 2021 budget includes \$270,000 for court-ordered domestic abuse counseling services to ensure that indigent clients can participate in programming, receive culturally specific services, and decrease delayed interventions.
- The Train Coach Practice unit will work with a vendor to develop a culturally specific curriculum for interventions targeting disparity reduction and increasing the likelihood of desistance.
- The Adult Corrections Facility, in order to improve client and family communications, will: (1) provide 2 "free" phone calls each week for its residents; and (2) will implement a remote video visitation program whereby family and friends can remotely visit residents at the correctional facility.

<b>Division Budgets:</b>	<b>2019 Actual</b>	<b>2020 Budget</b>	<b>2021 Budget</b>
Corrections Administration	1,142,219	1,111,286	1,121,312
Information Technology Systems	2,040,601	1,971,605	1,983,245
Operations & Innovation Services	13,154,805	15,031,392	13,210,778
Field Services	63,365,308	64,442,191	63,552,629
Institutional Services	44,315,397	46,826,634	46,773,518
<b>Total Expenditures</b>	<b>\$124,018,330</b>	<b>\$129,383,108</b>	<b>\$126,641,482</b>

**Budget Commentary**

DOCCR continues to reduce the number of clients by diverting low-risk clients and those with low-risk offenses. This allows the department to focus interventions, services and tools towards clients who are at high-risk to engage in behavior that can cause injury, violence or danger to themselves or others. This is fundamental as a public safety organization, and the department continually uses data to inform decisions work with its justice partners to advance this work. DOCCR's strategic plan highlights four areas of strategic focus:

- Reduce racial disparities with department practices
- Increase the community input and influence in the department's practice
- Sustain foundational evidence-based practices and expand them to better address clients' overall well-being
- Build equity into departmental workforce and support workforce needs.

Reducing disparities is both a department as well as a Countywide priority. The department uses data to identify disparities and to determine progress in reducing them. The 2021 budget includes contract funding for culturally specific, community-based services for Black, Indigenous and people of color (BIPOC), to address trauma, be evidenced-based, increase client well-being and support desistance. In addition, the 2021 budget also reduces economic barriers for clients, as racial and economic disparities are not mutually exclusive: eliminating the correctional service client fee for public defender eligible clients, and providing two free phone calls per week to residents of the Adult Corrections Facility. These changes will decrease the economic burden on clients already struggling with stability, and facilitate a focus on interventions that support behavior change.

In 2021, DOCCR will solidify current community engagement efforts and build additional opportunities to be connected and inclusive to its community, including clients, former clients, stakeholders and residents. In 2020, the department established the Community Corrections Coalition (CCC), comprised of community members, staff and those impacted by the department policies. The CCC is advises and influences policies and practices particularly as they relate to racial disparities and service gaps, as well as to further the relationship between the community and the department. In addition to the CCC, the department has formed the Youth Justice Council (YJC), a collaborative effort among court stakeholders, law enforcement and community members committed to improving the juvenile justice system for positive youth, family and community outcomes, and community safety.

Improving client well-being is a strategic priority for DOCCR, and is directly related to addressing racism as a public health crisis. Hennepin County has a disparities reduction framework which examines the inter-connectedness of inequities and how addressing one disparity can reduce the impact of other disparities. Together, addressing these disparities can improve overall client well-being. Specific priorities for 2021 include: hiring a clinical director at the County Home School to improve the impact of interventions on the whole of youth; shifting resources to more fully fund domestic violence preventions; and building a well-being data dashboard to highlight the barriers and needs of clients. DOCCR has incorporated equity as a focus in all of its assessment practices.

Having a well-trained, talented workforce, that is engaged, supported and valued continues to be a DOCCR strategic focus. It is also important that its workforce be representative of people the department serves. The 2021 budget is contracting with a vendor to examine the internal culture through a diversity and equity lens. Staff from all levels will be engaged to examine the work culture with a specific outcome to create an employee advisory group that will have input into departmental decisions around policy, hiring, staff development and retention.

**Key Results:**

	<u>2019 Actual</u>	<u>2020 Actual</u>	<u>2020 Est.</u>
1st Year Recidivism Rate - All clients referred in the last month of the year	23 % (2017 Cohort)	22 % (2018 Cohort)	22 % (2019 Cohort)
Juveniles in Correctional Out-of-Home Placements (COHP) - last day of the year	88	81	83
Total Sentencing to Service (STS) and Community Work Service hours completed	156,556	62,078 (reduced hours; COVID-19 mitigation)	80,000
Adult Corrections Facility Percent Capacity (at year end)	54 %	15 % (reduced capacity; COVID-19 mitigation)	50 %
Juvenile Detention Center Average Length of Stay (at year end)	10.6 days	10.9 days	10.0 days

**Additional Resources:**

Department of Community Corrections and Rehabilitation  
C-2353 Government Center  
300 S 6th Street  
Minneapolis, MN 55487-0040  
Phone: (612) 348-6180  
Email: [community.corrections@hennepin.us](mailto:community.corrections@hennepin.us)  
Website: [www.hennepin.us/residents#public-safety](http://www.hennepin.us/residents#public-safety)

**Mission**

*Purchase and maintenance of radio and mobile data computer equipment associated with the 800 MHz Radio System, including related infrastructure expenditures.*

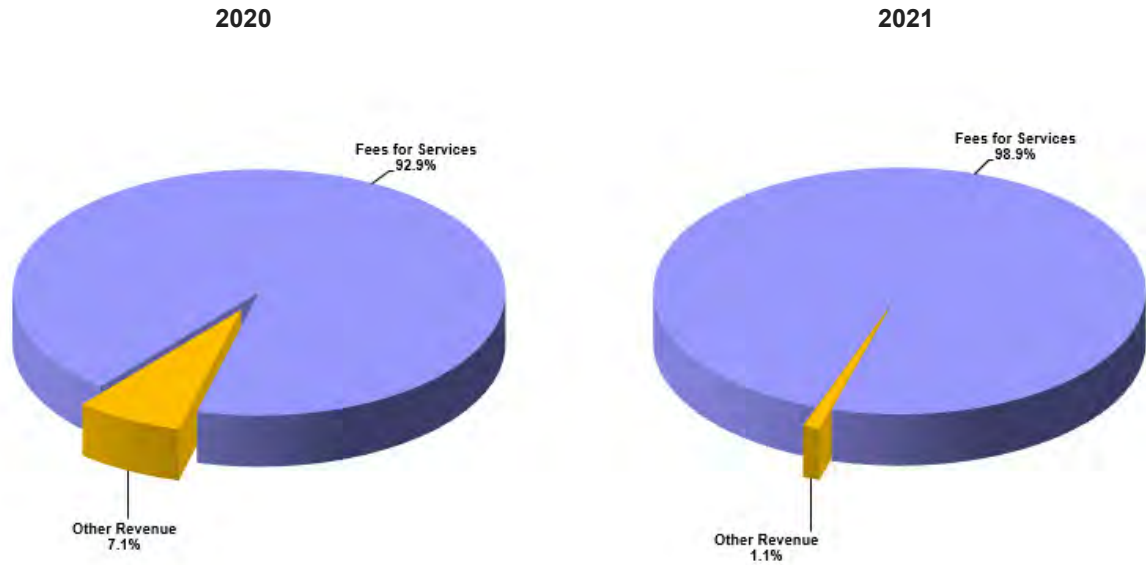
**Department Description:**

The 800 MHz Radio Lease Program operates as an enterprise fund, with the revenues received by the program covering the maintenance and depreciation costs of the 800 MHz digital radios/mobile data computers and use of the Minnesota Regional Public Service Communications System. Users include county departments along with police, fire and emergency medical service agencies within Hennepin County.

<b>Revenue and Expenditure Information</b>	<b>2019 Actual</b>	<b>2020 Budget</b>	<b>2021 Budget</b>
Budgeted Property Tax Requirement*	\$0	\$0	\$0
Other Taxes	0	0	0
Federal	0	0	0
State	0	0	0
Local	0	0	0
Investment Earnings	0	0	0
Fees for Services	3,680,194	3,933,681	4,135,303
Fines and Forfeitures	0	0	0
Licenses and Permits	0	0	0
Other Revenue	0	298,733	46,469
Other Financing	976,364	0	0
<b>Total Revenues</b>	<b>\$4,656,558</b>	<b>\$4,232,414</b>	<b>\$4,181,772</b>
Personnel Services	\$1,579,728	\$1,709,323	\$1,581,688
Commodities	136,867	155,000	155,000
Services	291,082	598,985	519,500
Public Aid Assistance	0	0	0
Capital Outlay	0	0	0
Other Charges	1,653,854	1,769,106	1,925,584
Grants	0	0	0
<b>Total Expenditures</b>	<b>\$3,661,531</b>	<b>\$4,232,414</b>	<b>\$4,181,772</b>
<b>Budgeted Positions (Full-Time Equivalents)</b>	<b>0</b>	<b>0</b>	<b>0</b>



**Revenue Comparison**



**Significant Budget Changes**

The majority of the decrease in the 2021 Radio Communications Fund operational budget is related to a decrease in depreciation expenses.

Division Budgets:	2019 Actual	2020 Budget	2021 Budget
Radio Lease Program	2,935,238	3,122,160	3,105,198
Radio Infrastructure	267,997	431,472	468,300
Mobile Data Computers	458,296	543,782	431,068
Mobile Device Software	0	135,000	177,206
<b>Total Expenditures</b>	<b>\$3,661,531</b>	<b>\$4,232,414</b>	<b>\$4,181,772</b>

**Additional Resources:**

Hennepin County Sheriff's Office  
350 S 5th Street, Room 6  
Minneapolis, MN 55415  
Phone: (612) 348-3744  
Email: [sheriff@hennepin.us](mailto:sheriff@hennepin.us)  
Website: [www.hennepinsheriff.org](http://www.hennepinsheriff.org)

**Major Program: Health**

- Hennepin Health
- NorthPoint Health and Wellness
- Medical Examiner's Office
- Hennepin Uncompensated Care
- Health Administration
- Sexual Assault Resources Service (SARS)



**Program Description:**

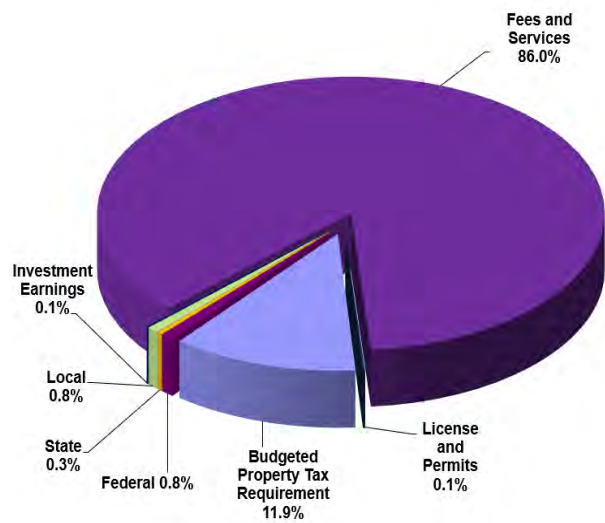
The Health program encompasses the county's health care activities. The county is the principal public agency responsible for providing services to the indigent. This major program consists of the following departments: Health Administration, Hennepin Health, NorthPoint Health and Wellness Center, and the Medical Examiner. In addition, health related costs are included in the Uncompensated Care and Sexual Assault Resource Service (SARS) cost centers.

Revenue and Expenditure Information	2019 Actual	2020 Budget	2021 Budget
Budgeted Property Tax Requirement*	\$38,092,700	\$42,349,707	\$41,576,878
Other Taxes	0	0	0
Federal	2,900,837	5,488,001	2,960,000
State	847,234	1,246,953	1,068,080
Local	1,749,138	2,929,226	2,683,785
Investment Earnings	1,656,740	525,000	525,000
Fees for Services	238,393,020	270,135,878	302,745,988
Fines and Forfeitures	0	0	0
Licenses and Permits	496,190	410,000	490,000
Other Revenue	601,300	-1,760,640	-3,836,652
Other Financing	0	0	0
<b>Total Revenues</b>	<b>\$284,737,159</b>	<b>\$321,324,125</b>	<b>\$348,213,079</b>
Personnel Services	\$49,358,349	\$53,784,125	\$50,974,025
Commodities	2,398,256	2,680,606	2,695,434
Services	238,881,515	254,804,991	286,295,617
Public Aid Assistance	72,413	3,000	3,000
Capital Outlay	6,521	36,000	67,000
Other Charges	13,968,588	10,015,403	8,178,003
Grants	0	0	0
<b>Total Expenditures</b>	<b>\$304,685,642</b>	<b>\$321,324,125</b>	<b>\$348,213,079</b>
<b>Budgeted Positions (Full-Time Equivalents)</b>	<b>426.2</b>	<b>426.9</b>	<b>410.6</b>

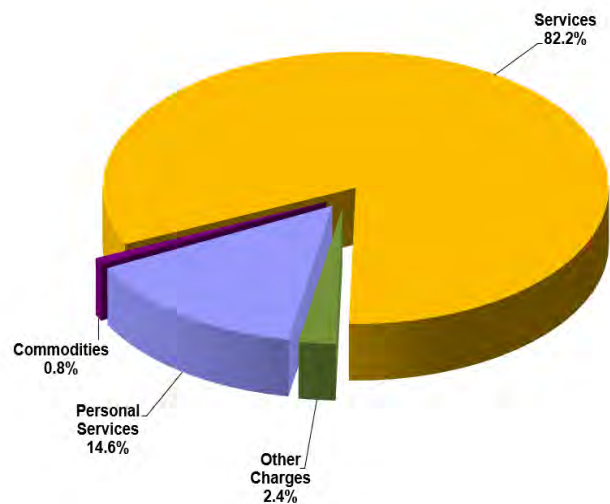
\* Reflects the adjusted property tax requirement budget, not actual property tax collections.

Revenue and Expenditure Comparison

2021 Revenue



2021 Expenditures



Department Expenditure Summary:	2019 Actual	2020 Budget	2021 Budget
Hennepin Health	230,430,579	239,689,991	271,090,312
NorthPoint Health and Wellness	40,516,056	45,279,972	41,372,438
Medical Examiner's Office	7,260,252	7,801,239	7,807,946
Hennepin Uncompensated Care	24,500,000	26,000,000	26,000,000
Health Administration	812,946	1,102,923	742,383
Sexual Assault Resources Service (SARS)	1,165,809	1,450,000	1,200,000
<b>Total Expenditures</b>	<b>\$304,685,642</b>	<b>\$321,324,125</b>	<b>\$348,213,079</b>

Budgeted Positions:	2019 Actual	2020 Budget	2021 Budget
Hennepin Health	128.0	128.0	112.5
NorthPoint Health and Wellness	252.1	251.6	251.6
Medical Examiner's Office	41.1	42.3	43.5
Hennepin Uncompensated Care	0	0	0
Health Administration	5.0	5.0	3.0
Sexual Assault Resources Service (SARS)	0	0	0
<b>Budgeted Positions (Full-Time Equivalents)</b>	<b>426.2</b>	<b>426.9</b>	<b>410.6</b>

## Revenue Summary:

Budgeted 2021 non-property tax revenues total \$306.6 million, a 9.9 percent increase from the 2020 adjusted budget.

**Property Tax Revenues:** In 2021, property taxes comprise 11.9 percent of the Health program's total estimated revenue compared to 15.2 percent in the 2020 adjusted budget. Total property taxes are decreasing by \$772,829 or 1.8 percent. As in past years, Hennepin Health does not include any property tax revenue.

**Non-Property Tax Revenues:** The Health program relies to a large extent on non-property tax revenue to finance its budget. Some of the major sources of non-property tax revenue and their relative impact on the county's 2021 budget are:

**Federal:** The Health program's Federal sources consists entirely of nearly \$3.0 million in federal grants for health care programs at NorthPoint Health and Wellness Center. These grants are a decrease of just over \$2.5 million from the 2020 adjusted budget.

**State / Other Intergovernmental (Local):** Revenue from the State of Minnesota is estimated at \$1.1 million and local revenue is estimated at \$2.7 million. Revenues in these categories are a combined \$424,314 decrease from the 2020 adjusted budget.

**Fees and Services:** Revenues from fees charged for services are \$302.7 million for 2021 and comprise 86.0 percent of the Health program's total revenues. Nearly all of the fees and services revenue comes through as payments for healthcare services provided by NorthPoint Health and Wellness Center and Hennepin Health. Total 2021 fees and services revenue is budgeted to be \$32.6 million more than the 2020 adjusted budget. This is primarily due to Hennepin Health having an overall increase in base premium rates.

## Expenditure Summary:

**NorthPoint Health and Wellness Center:** NorthPoint's 2021 budget is \$41.4 million which is an 8.6% percent decrease from the 2020 adjusted budget. The decrease is due to reduced use of contractors and open positions at the start of 2021 along with service reductions partly due to delays of the Behavioral Health Home Program.

**Hennepin Health:** Hennepin Health's 2021 budget is \$271.1 million which is a 13.1% percent increase from the 2020 adjusted budget. The increase is mainly due to expected increases in medical costs, specifically due to an increase in outpatient medical cost utilization.

**Health Administration and Support:** Health Administration and Support's 2021 budget is \$742,383 which is 32.7 percent lower than the 2020 adjusted budget. This is primarily due to the removal of the Strategic Health Director and transfer of a Principal Administrative Assistant positions.

**Medical Examiner:** The Medical Examiner's 2021 budget is \$7.8 million which is \$6,707 higher than the 2020 adjusted budget.

**Mission:**

*Hennepin Health improves the health of Hennepin County residents through innovative collaboration with health care providers, Hennepin County services, community organizations, and Hennepin Health members.*

**Department Description:**

Hennepin Health (HH) is a not-for-profit, state certified health maintenance organization. HH serves Medical Assistance and Special Needs Basic Care (SNBC) participants residing in Hennepin County.

Funding for both services is provided through contracts with the Minnesota Department of Human Services (DHS). HH serves Medical Assistance members through its Hennepin Health Prepaid Medical Assistance Program (PMAP) and MinnesotaCare (MNCare) product lines. HH is part of an integrated health delivery network in partnership with NorthPoint Health and Wellness Center, Hennepin Healthcare (formerly Hennepin County Medical Center), Hennepin County Health and Human Services, as well as other local healthcare providers to integrate medical, behavioral, and human services in a patient-centered model of care. Using a total cost-of-care model, HH seeks to improve health outcomes and lower the cost of medical care.

<b>Budget Summary:</b>	<b>2019 Actual</b>	<b>2020 Budget</b>	<b>2021 Budget</b>
Budgeted Property Tax Requirement*	\$0	\$0	\$0
Other Taxes	0	0	0
Federal	0	120,386	0
State	0	0	0
Local	132,623	0	0
Investment Earnings	1,656,740	525,000	525,000
Fees for Services	213,811,031	241,030,244	274,591,964
Fines and Forfeitures	0	0	0
Licenses and Permits	0	0	0
Other Revenue	414,968	-1,985,639	-4,026,652
Other Financing	0	0	0
<b>Total Revenues</b>	<b>\$216,015,002</b>	<b>\$239,689,991</b>	<b>271,090,312</b>
Personnel Services	\$12,021,383	\$14,208,497	\$12,865,919
Commodities	15,528	38,684	35,834
Services	205,208,605	218,733,749	250,782,230
Public Aid Assistance	0	3,000	3,000
Capital Outlay	0	0	0
Other Charges	13,185,063	6,706,061	7,403,329
Grants	0	0	0
<b>Total Expenditures</b>	<b>\$230,430,579</b>	<b>\$239,689,991</b>	<b>\$271,090,312</b>
<b>Budgeted Positions (Full-time Equivalents)</b>	<b>128.0</b>	<b>128.0</b>	<b>112.5</b>

**Significant Budget Changes:**

Total operating revenue for 2021 is budgeted to reach \$271.1 million, a 13.1 percent increase compared to the 2020 adjusted budget. This increase is primarily driven by both an increase in premium base rates as well as the risk adjustment factors which represents the overall risk of its membership. On an aggregate Per Member Per Month (PMPM) basis, the 2021 premium revenue is budgeted to be \$844.93 compared to the 2020 adopted budget of \$733.32. This increase in PMPM represents an increase of 15.2 percent in 2021 and is driven by a premium base rate increase.

Services are expected to increase by \$32.0 million or 14.7 percent. This increase is driven by medical costs, specifically due to an increase in outpatient medical cost utilization. Personnel Services are budgeted to decrease by \$1.3 million or 9.4 percent. This decrease is a result of management's review of all open FTE positions and resulting in a reduction of 15.5 FTE positions.

Division Budgets:	2019 Actual	2020 Budget	2021 Budget
HH Administrative	26,153,198	30,479,850	29,012,009
Hennepin Health Total Co	204,277,381	209,210,141	242,078,303
<b>Total Expenditures</b>	<b>\$230,430,579</b>	<b>\$239,689,991</b>	<b>\$271,090,312</b>

**Budget Commentary:**

Hennepin Health is anticipating that the federal emergency related to the pandemic will end by early 2021 and that a portion of the enrollment gained during the emergency will be lost. Hennepin Health is budgeting enrollment at year end 2021 to be 27,139 members, which is a decrease of 3,855 versus year end 2020 expected membership.

The risk based capital (RBC) ratio budgeted for 2021 is 405 percent. This decrease from a June 2020 rate of 425 is primarily driven by increased RBC requirements due to increased revenue and medical costs budgeted in 2021.

Overall, Hennepin Health is projected to generate a \$4.0 million net surplus in 2021.

As Hennepin Health adjusts to the new enrollment levels and the ongoing COVID-19 pandemic, there will be continuing challenges for its operations in 2021. The continuing demand for greater efficiency and transparency coupled with uncertainty of how the pandemic will unfold could cause actual results to vary significantly from the 2021 budget.

**Key Results:**

	2019 Actual	2020 Budget	2021 Budget
Enrollment (Average)	24,613	27,800	27,255
Administrative Cost Ratio	11.6%	12.6%	10.5%
Medical Loss Ratio	91.9%	85.2%	86.5%
Net Change in Capital and Surplus	\$(14,647,736)	\$(1,985,639)	\$4,026,652
RBC Ratio	384.0%	495.0%	405.0%

**Additional Resources:**

HH Provides additional information related to the health plan under its internet site. The website includes information to assist our members and providers with resources that easily connect them to all that HH has to offer in the way of a health plan. The following website has this information: <http://www.hennepinhealth.org>

Health

**Mission**

NorthPoint's mission is *Partnering to Create a Healthier Community*. Its mission is supported by three primary strategies: Whole Person Care that is Culturally Responsive and Trauma Informed; Community Well-Being; and Health Equity. NorthPoint Health & Wellness Center sets a standard of excellence in providing culturally responsive, integrated, holistic primary care and social services that strengthens our community and the lives of the people we serve. We are leaders and partners in a shared vision of a healthy, environmentally safe and economically stable self-reliant community.

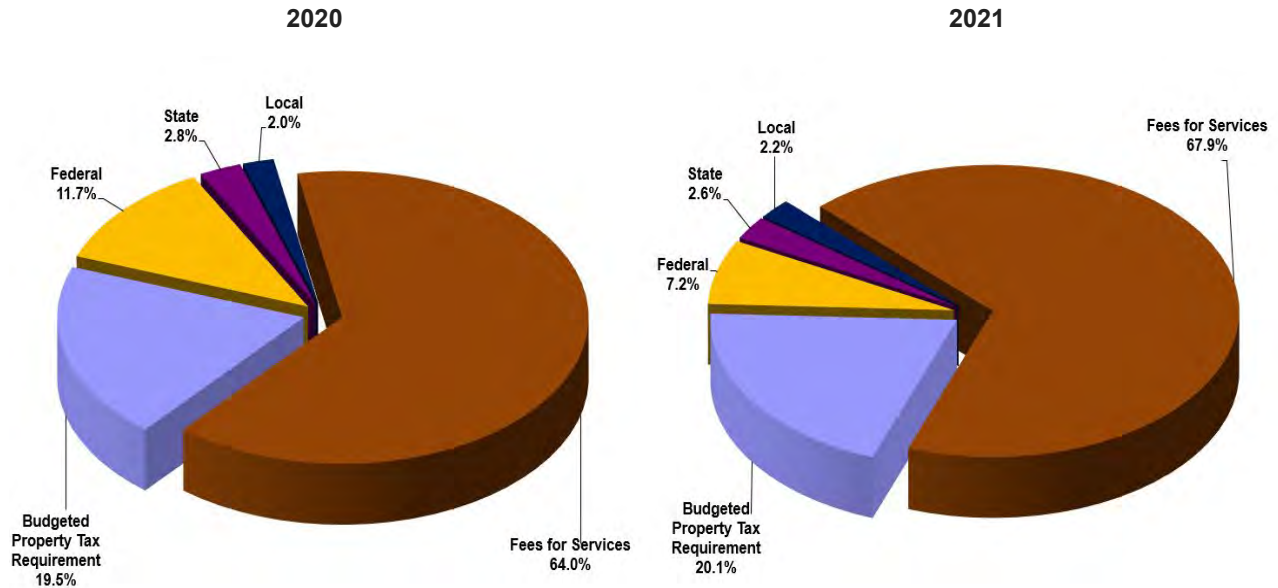
**Department Description:**

NorthPoint Health & Wellness Center is a comprehensive health and human services agency located in the heart of North Minneapolis. Established in 1968, NorthPoint was formerly known as "Pilot City Health Center" and was operated by Hennepin County's division of Primary Care. As of January 1, 2006, NorthPoint was approved for funding as a public entity community health center. Through a unique co-applicant agreement, the Hennepin County Board of Commissioners began sharing governance and operations of NorthPoint Health & Wellness Center with NorthPoint Inc. Community Board, (formerly Pilot City Neighborhood Services) while maintaining fiscal responsibility for the health care operations. NorthPoint, Inc. is an independent nonprofit social/human services agency co-located with the NorthPoint Health and Wellness Center. The close working relationship between the two entities was designed to improve patient/client care through the integration of health and human services on the NorthPoint campus.

Revenue and Expenditure Information	2019 Actual	2020 Budget	2021 Budget
Budgeted Property Tax Requirement*	\$6,453,573	\$8,824,046	\$8,328,322
Other Taxes	0	0	0
Federal	2,900,837	5,302,314	2,960,000
State	847,234	1,246,953	1,068,080
Local	55,700	923,000	923,000
Investment Earnings	0	0	0
Fees for Services	24,460,015	28,983,659	28,093,036
Fines and Forfeitures	0	0	0
Licenses and Permits	150	0	0
Other Revenue	180	0	0
Other Financing	0	0	0
<b>Total Revenues</b>	<b>\$34,717,689</b>	<b>\$45,279,972</b>	<b>\$41,372,438</b>
Personnel Services	\$30,909,591	\$32,768,085	\$31,329,401
Commodities	2,313,741	2,550,722	2,571,300
Services	6,562,369	6,744,272	6,682,663
Public Aid Assistance	0	0	0
Capital Outlay	6,521	36,000	67,000
Other Charges	723,834	3,180,893	722,074
Grants	0	0	0
<b>Total Expenditures</b>	<b>\$40,516,056</b>	<b>\$45,279,972</b>	<b>\$41,372,438</b>
<b>Budgeted Positions (Full-Time Equivalents)</b>	<b>252.1</b>	<b>251.6</b>	<b>251.6</b>

\* Reflects the adjusted property tax requirement budget, not actual property tax collections.

**Revenue Comparison**



**Significant Budget Changes**

- The 2021 budget represents an 8.6 percent decrease from the 2020 adjusted budget, driven primarily by a decrease in patient visits.
- Patient visits are projected to decrease by 12.0 percent from the 2020 adjusted budget due primarily to assumptions in the operational model regarding staffing and facility capacity for social distancing.
- Property tax of 8,328,322 which represents a 495,724 or 5.6 percent decrease from the 2020 adjusted budget.
- Expenditures are decreasing by 3.9 million or 8.6 percent due primarily to a pandemic-related reduction in Other Charges.
- The 2021 FTE total will remain unchanged from the 2020 adjusted budget at 251.6 total FTEs.

Division Budgets:	2019 Actual	2020 Budget	2021 Budget
North Point Administration	8,797,757	9,633,872	9,097,475
Medical Operations	13,160,873	15,383,214	13,234,267
Dental Operations	5,202,057	6,118,916	5,356,232
Behavioral Health	4,668,791	5,531,336	5,152,156
Pharmacy	2,552,388	2,813,753	2,786,077
Workforce Center	1,218,215	1,314,433	1,284,770
Heritage Park	357,691	394,996	431,663
Other Professional	549,467	599,238	608,931
Enabling Services	4,008,816	3,490,214	3,420,867
<b>Total Expenditures</b>	<b>\$40,516,056</b>	<b>\$45,279,972</b>	<b>\$41,372,438</b>



**Budget Commentary**

NPHWC has witnessed an unprecedented impact of the COVID-19 pandemic, the killing of George Floyd, and subsequent civil unrest in North and South Minneapolis. These events caused NPHWC to shift its operational model to: allow for recommended social distancing in clinical space for patients and staff, incorporate options for tele-health and tele-dentistry visits, implement curbside pick-up for the pharmacy, and implement COVID-19 screening and testing.

Additional challenges include meeting the health care needs of patients and respond to the glaring disparities impacting the NPHWC customers. These events combined have caused NPHWC to shift its operational model in the first half of 2020 and beyond into 2021. These changes impact customer access from routine preventative care to restrictive and urgent care.

**Key Results:**

	<u>2019 Actual</u>	<u>2020 Estimated</u>	<u>2021 Budget</u>
Medical Visits	57,473	37,119	53,445
Behavioral Health Visits	21,164	25,968	25,974
Dental Visits	23,498	11,750	27,592

**Additional Resources:**

Additional information about NorthPoint Health & Wellness Center and its services is available at the following website:  
[www.northpointhealth.org](http://www.northpointhealth.org)

**Mission**

To investigate deaths via the highest standards, to support families and the community, and to advance the knowledge of death investigative professionals to improve health, safety, and quality of life.

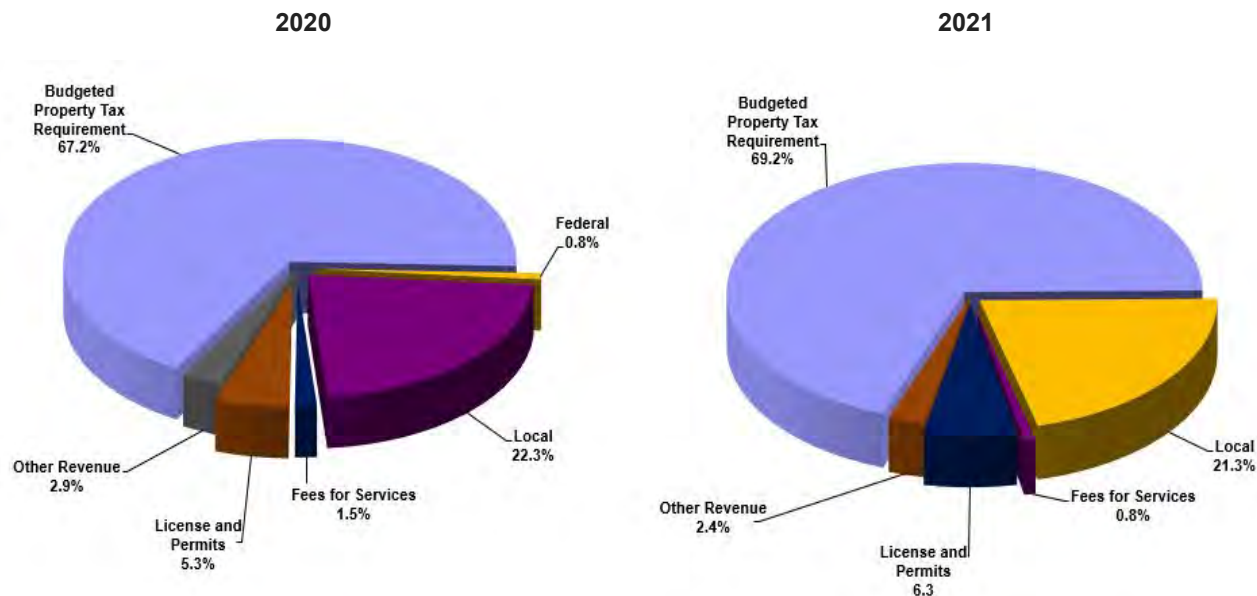
**Department Description:**

The Medical Examiner is responsible for investigation of all known or suspected homicides, suicides, accidental deaths, drug related deaths, medically unattended deaths, and deaths which might constitute a threat to public health and safety that occur under the Hennepin County Medical Examiner's jurisdiction including Hennepin, Dakota and Scott Counties. The office provides autopsy services for other jurisdictions on a referral basis and is responsible for cremation services. The Medical Examiner harnesses innovative technologies and solutions in a regional office that services a diverse population with timely, accurate and compassionate investigations run by professional staff equipped with state-of-the-art technology and resources.

<b>Revenue and Expenditure Information</b>	<b>2019 Actual</b>	<b>2020 Budget</b>	<b>2021 Budget</b>
Budgeted Property Tax Requirement*	\$4,979,129	\$5,242,738	\$5,406,173
Other Taxes	0	0	0
Federal	0	65,300	0
State	0	0	0
Local	1,461,175	1,736,226	1,660,785
Investment Earnings	0	0	0
Fees for Services	121,975	121,975	60,988
Fines and Forfeitures	0	0	0
Licenses and Permits	496,040	410,000	490,000
Other Revenue	186,151	225,000	190,000
Other Financing	0	0	0
<b>Total Revenues</b>	<b>\$7,244,470</b>	<b>\$7,801,239</b>	<b>\$7,807,946</b>
Personnel Services	\$5,694,001	\$5,903,170	\$6,218,822
Commodities	68,253	90,700	87,800
Services	1,448,039	1,689,469	1,448,724
Public Aid Assistance	0	0	0
Capital Outlay	0	0	0
Other Charges	49,958	117,900	52,600
Grants	0	0	0
<b>Total Expenditures</b>	<b>\$7,260,252</b>	<b>\$7,801,239</b>	<b>\$7,807,946</b>
<b>Budgeted Positions (Full-Time Equivalents)</b>	<b>41.1</b>	<b>42.3</b>	<b>43.5</b>

\* Reflects the adjusted property tax requirement budget, not actual property tax collections.

**Revenue Comparison**



**Significant Budget Changes**

Significant budgetary changes for 2021 include:

- Personnel Services increase of \$315,652 or 5.3 percent is mostly due to general salary increases, the addition of a 1.0 FTE Information Technology Analyst II position, and a 0.2 FTE was added to an existing 0.8 FTE Morgue Operations Attendant position bringing it to 1.0 FTE.
- Property taxes have increased by \$163,435 or 3.1 percent driven primarily by general Personnel Services cost.
- Information Technology fees have decreased by \$49,508 from the 2020 Adjusted budget through implementation of the new case management system and cloud-based technology solutions.
- Nearly half of the \$126,287 decrease of Fees and Services is from having received 65,230 in CARE Relief funds for the 2020 Adopted budget.
- A decrease of \$75,441 from the 2020 Adopted budget is due to the recalculation of the Cooperative Services Agreement financial formula and adjustments based on volume of autopsies, cases, and scene visits per county.
- An increase of \$80,000 is due to increased cremation approvals.
- A decrease of \$306,045 or 17.4 percent is due primarily to the reduction in expense for the vault scanning project to digitize paper records.

**Budget Commentary**

**Recruit and retain staff:** The Medical Examiner's Office uses the Scientific Working Group for Medicolegal Death Investigation (SWGMDI) guidelines found in their published report on construction, staffing, and costs as a guide for its staffing model. The 2021 budget includes the recommended 80 percent expense for personal services and 20 percent expense in service. The Medical Examiner's Office will continue to follow the SWGMDI guidelines for staffing model guidance to align personnel expenses to volume and help stabilize staffing.

**Optimize transformational change and continuous improvement:** A contract was finalized with a new case management system vendor - VertiQ. A total amount allocated for implementation was included in the 2020 Adopted budget for \$244,113. The scheduled go live date was January 1, 2021.

**Vault Scanning Project:** The project to digitize historical records expense is estimated at \$310,772. The vault scanning project will be completed by December 2021. The State archives at the Minnesota Historical Society agreed to take possession of the public information bound autopsy books, digitize all information, and return the electronic files to the Medical Examiner's Office at zero expense while preserving historical books in its archives.

**Cooperative Services Agreement:** Prioritized to work with Dakota and Scott Counties to set up a capital budget allocation schedule for their portion of the new Medical Examiner facility expense. Also, to reach out to additional counties who have expressed interest in the Medical Examiner services after moving to its new location in Minnetonka.

**Fee Adjustment:** Body bag fees will be increased from \$15 to \$35 per bag based on market analysis which reflected the Medical Examiner's Office having lower than other examiner office fees. Also, a complete file fee of \$250 has been added which is used by other medical examiner offices and creates a standardized billing process for attorneys and clients.

**Key Results:**

	2019	2020 (est.)	2021 (est.)
Number of cases reported	7,691	7,990	8,200
Number of autopsies performed	1,196	1,387	1,481

**Additional Resources:**

Useful and educational information about the Medical Examiner's office and the services provided is available by visiting our department's website and [www.hennepin.us/me](http://www.hennepin.us/me). The information includes the Minnesota statutes that govern its work and data practices. For further information, the Medical Examiner's department most recent Annual Report contains statistics and outcomes for counties within its jurisdiction.

**Mission**

This cost center is used to track county payments to Hennepin Healthcare for uncompensated care provided by Hennepin Healthcare to Hennepin County residents who have no health insurance or are underinsured.

**Department Description:**

The payments to Hennepin Healthcare for uncompensated care are based on an agreement between the county and Hennepin Healthcare System, Inc. (HHS), a public subsidiary corporation of the county which operates Hennepin Healthcare.

<b>Revenue and Expenditure Information</b>	<b>2019 Actual</b>	<b>2020 Budget</b>	<b>2021 Budget</b>
Budgeted Property Tax Requirement*	\$24,500,000	\$26,000,000	\$26,000,000
Other Taxes	0	0	0
Federal	0	0	0
State	0	0	0
Local	0	0	0
Investment Earnings	0	0	0
Fees for Services	0	0	0
Fines and Forfeitures	0	0	0
Licenses and Permits	0	0	0
Other Revenue	0	0	0
Other Financing	0	0	0
<b>Total Revenues</b>	<b>\$24,500,000</b>	<b>\$26,000,000</b>	<b>\$26,000,000</b>
Personnel Services	\$0	\$0	\$0
Commodities	0	0	0
Services	24,500,000	26,000,000	26,000,000
Public Aid Assistance	0	0	0
Capital Outlay	0	0	0
Other Charges	0	0	0
Grants	0	0	0
<b>Total Expenditures</b>	<b>\$24,500,000</b>	<b>\$26,000,000</b>	<b>\$26,000,000</b>
<b>Budgeted Positions (Full-Time Equivalents)</b>	<b>0</b>	<b>0</b>	<b>0</b>

\* Reflects the adjusted property tax requirement budget, not actual property tax collections.

**Mission**

Health Administration and Support is responsible for the Health line of business.

**Department Description:**

The Health Administration and Support department is responsible for the Health line of business which includes NorthPoint Health & Wellness Center, Medical Examiner, Hennepin Health, and two payments to Hennepin Healthcare: Uncompensated Care and Sexual Assault Resources Service (SARS). This department includes an Assistant County Administrator, an Executive Assistant, and a Principal Administrative Assistant.

Revenue and Expenditure Information	2019 Actual	2020 Budget	2021 Budget
Budgeted Property Tax Requirement*	\$812,998	\$832,923	\$642,383
Other Taxes	0	0	0
Federal	0	0	0
State	0	0	0
Local	100,000	270,000	100,000
Investment Earnings	0	0	0
Fees for Services	0	0	0
Fines and Forfeitures	0	0	0
Licenses and Permits	0	0	0
Other Revenue	0	0	0
Other Financing	0	0	0
<b>Total Revenues</b>	<b>\$912,998</b>	<b>\$1,102,923</b>	<b>\$742,383</b>
Personnel Services	\$733,374	\$904,373	\$559,883
Commodities	734	500	500
Services	69,107	187,500	182,000
Public Aid Assistance	0	0	0
Capital Outlay	0	0	0
Other Charges	9,731	10,550	0
Grants	0	0	0
<b>Total Expenditures</b>	<b>\$812,946</b>	<b>\$1,102,923</b>	<b>\$742,383</b>
<b>Budgeted Positions (Full-Time Equivalents)</b>	<b>5.0</b>	<b>5.0</b>	<b>3.0</b>

\* Reflects the adjusted property tax requirement budget, not actual property tax collections.

**Budget Commentary**

The Assistant County Administrator (ACA) position will remain open for 2021.

A transfer of a 1.0 FTE Principal Administrative Assistant position to Communications. Also, a 1.0 FTE position of Strategic Health Director, which was previously 50 percent supported for salary and benefits by Hennepin Health, has been eliminated.

The Kresge Foundation grant will receive \$100,000 for 2021. This grant (19-0374) is to participate in the, "Integrating Health and Human Services: Systems for Equitable and Thriving Communities" project. This grant is from October 1, 2019 through September 30, 2022, with a receivable of \$100,000 for three years, totaling \$300,000.

**Mission**

The Sexual Assault Resources Service (SARS) provides assistance to victims of assault through area hospital emergency departments 24 hours a day.

**Department Description:**

This department is responsible for county payments to Hennepin Healthcare for examinations made by the Sexual Assault Resources Service (SARS) program at Hennepin Healthcare. A county, in which the assault occurred, is required by Minnesota Statutes section 609.35 to pay for forensic examinations of assault victims.

<b>Revenue and Expenditure Information</b>	<b>2019 Actual</b>	<b>2020 Budget</b>	<b>2021 Budget</b>
Budgeted Property Tax Requirement*	\$1,347,000	\$1,450,000	\$1,200,000
Other Taxes	0	0	0
Federal	0	0	0
State	0	0	0
Local	0	0	0
Investment Earnings	0	0	0
Fees for Services	0	0	0
Fines and Forfeitures	0	0	0
Licenses and Permits	0	0	0
Other Revenue	0	0	0
Other Financing	0	0	0
<b>Total Revenues</b>	<b>\$1,347,000</b>	<b>\$1,450,000</b>	<b>\$1,200,000</b>
Personnel Services	\$0	\$0	\$0
Commodities	0	0	0
Services	1,165,809	1,450,000	1,200,000
Public Aid Assistance	0	0	0
Capital Outlay	0	0	0
Other Charges	0	0	0
Grants	0	0	0
<b>Total Expenditures</b>	<b>\$1,165,809</b>	<b>\$1,450,000</b>	<b>\$1,200,000</b>
<b>Budgeted Positions (Full-Time Equivalents)</b>	<b>0</b>	<b>0</b>	<b>0</b>

\* Reflects the adjusted property tax requirement budget, not actual property tax collections.



**Major Program: Human Services**

Human Services and Public Health



**Program Description:**

Human Services strives to improve the outcomes of safety, stability, self-sufficiency and well-being for residents of Hennepin County. We do this by assisting residents to access available services and resources and providing direct services and coordinating services from community providers. At the same time, we know that our residents of color are disproportionately affected by the impacts of discrimination in income, housing, employment, justice and more, so we try to view everything we do through a lens of racial equity. We also know that achieving equity will help us and our residents achieve those outcomes.

Public Health uses a health and racial equity framework to focus on improving and protecting the health of children, adolescents and adults who live, learn, work or play in Hennepin County. Our ultimate purpose is to promote physical and mental health, prevent illness and injury associated with communicable diseases and environmental conditions, reduce chronic diseases, and enhance the well-being of individuals affected by mental illnesses and serious emotional disturbances.

Human Services

- Children and Family services - Protective services for children
- Veterans Services - Advocacy, counseling, claims assistance and special programs for Veterans
- Housing Stability - Supportive housing, resource navigation and systems change
- Behavioral Health - Adult and Children's mental health services and substance use disorder services
- Access, Aging and Disability services - navigation and services for vulnerable adults and children and adults with disabilities
- Child Support - working with families to ensure children can count on their parents for resources
- Economic Supports - financial, healthcare and food support assistance
- Well-Being - early prevention and intervention programs, employment services, education initiatives and transition age youth

Public Health

- Clinical Services - Emergency and outpatient mental health, Health Care for the Homeless, TB, Refugee, HIV prevention
- Family Health - WIC, Better Together Hennepin, Maternal Child Health, Child and Teen Checkups
- Health Protection - Epidemiology, Environmental Health, Emergency Preparedness, EMS, Immunizations Services
- Community Health and Strategic Initiatives - Health Promotion, Community Engagement, Healthy Aging

Revenue and Expenditure Information	2019 Actual	2020 Budget	2021 Budget
Budgeted Property Tax Requirement*	\$280,301,514	\$302,293,109	\$290,996,410
Other Taxes	164,867	0	0
Federal	171,803,048	193,161,980	189,625,824
State	94,777,673	98,814,051	94,715,841
Local	1,623,402	3,019,000	1,906,584
Investment Earnings	0	0	0
Fees for Services	50,645,702	56,656,008	56,964,612
Fines and Forfeitures	0	0	0
Licenses and Permits	1,924,720	2,128,500	2,166,000
Other Revenue	3,647,426	7,875,141	14,179,012
Other Financing	14,000,000	0	0
<b>Total Revenues</b>	<b>\$618,888,352</b>	<b>\$663,947,789</b>	<b>\$650,554,283</b>

**Major Program: Human Services**

Human Services and Public Health



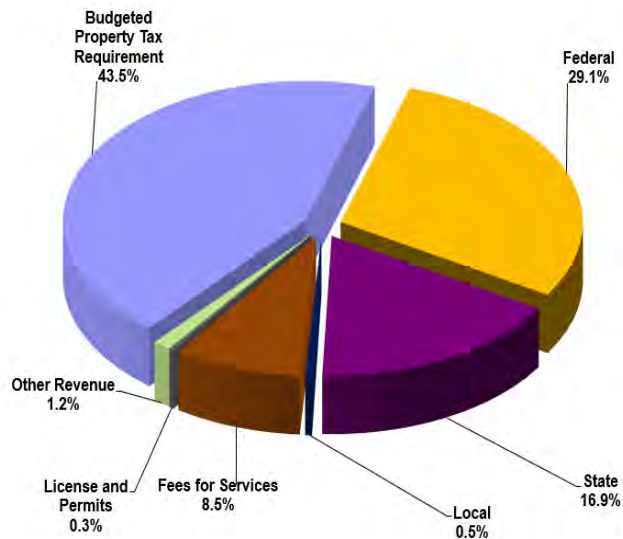
**Program Description:**

Personnel Services	\$316,927,740	\$338,078,863	\$342,965,997
Commodities	1,552,810	1,827,238	1,870,697
Services	53,527,047	59,343,693	57,042,411
Public Aid Assistance	212,860,846	229,633,306	225,083,915
Capital Outlay	-54,368	0	0
Other Charges	20,170,839	35,064,689	23,591,263
Grants	0	0	0
<b>Total Expenditures</b>	<b>\$604,984,914</b>	<b>\$663,947,789</b>	<b>\$650,554,283</b>
<b>Budgeted Positions (Full-Time Equivalents)</b>	<b>3,210.0</b>	<b>3,216.7</b>	<b>3,241.8</b>

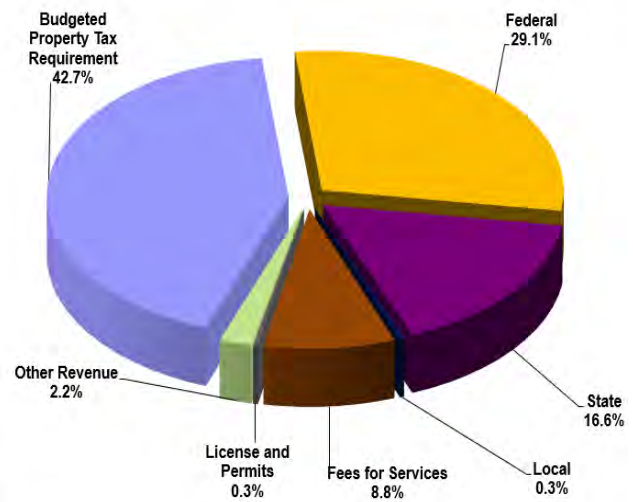
*\*Reflects the adjusted property tax requirement budget, not actual property tax collections.*

Revenue and Expenditure Comparison

2021 Revenue



2021 Expenditures



Department Expenditure Summary:

	2019 Actual	2020 Budget	2021 Budget
Human Services	541,481,721	583,515,528	581,205,428
Public Health	63,503,192	80,432,261	69,348,855
<b>Total Expenditures</b>	<b>\$604,984,913</b>	<b>\$663,947,789</b>	<b>\$650,554,283</b>

Budgeted Positions:

	2019 Actual	2020 Budget	2021 Budget
Human Services	2,781.2	2,815.5	2,827.1
Public Health	428.8	401.2	414.7
<b>Budgeted Positions (Full-Time Equivalents)</b>	<b>3,210.0</b>	<b>3,216.7</b>	<b>3,241.8</b>

## Revenue Summary:

Budgeted 2021 revenues for the Human Services program total \$650.5 million, a decrease of \$13.4 million or 2.0 percent from the 2020 adjusted budget of \$663,947,789 million. The following summary compares revenue by major category in 2020 and 2021.

### Property Tax Revenues \$291.0 million

County property tax support totals \$291.0 million for 2021, a decrease of \$11.3 million from the 2020 adjusted budget of \$302.3 million. Property tax support accounts 44.7 percent of the Human Services and Public Health program. This compares to 45.5 percent in 2020.

### Federal Revenues \$189.6 million

The federal portion of the 2021 revenue budget accounts for approximately 29.1 percent of the Human Services program revenues, unchanged from 2020.

#### Human Services (\$167.2 million)

Federal revenue sources, estimated at \$167.2 million are up approximately 4.9 percent when compared to the 2020 adjusted budget of \$159.3 million. The increase in federal revenue reimbursement is primarily due to \$4.4 million of increased Medical Assistance, \$2.3 million for an Emergency Solutions grant for Homelessness Assistance, \$1.5 million due to an accounting change for the Local Collaborative Time Study, \$1.2 of additional Title-IV E administrative funding, \$1.0 million additional funding for food stamps, \$0.4 million increased federally funded grants contracted between the State of Minnesota and the county, increased Temporary Assistance for Needy Families (TANF) of \$0.4 million and approximately \$0.1 million for emergency shelter funding. These revenues are partially offset by decreases in Title IV-D (\$2.0 million), Foster Care (\$1.9 million), and decreased revenue for Minnesota Family Investment Program (\$1.7 million).

Federal revenues consist of reimbursements for the administrative costs of Human Services programs including financial, medical, training and employment programs; as well as social services such as assessments and case management. The reimbursements are based upon the county's costs as well as federal rates. In 2021, the Human Services program will receive approximately \$103.9 million in federal reimbursement for the administrative costs of the Temporary Assistance for Needy Families (TANF) program, Supplemental Nutrition Assistance Program (SNAP) and medical assistance programs. The TANF program is administered within Minnesota as the Minnesota Family Investment Program, or MFIP. Human Services will receive approximately \$42.5 million in federal reimbursement for case management services and assessments of residents with disabilities and \$20.8 million for training and employment programs.

#### Public Health (\$22.4 million)

The primary driver of the \$11.5 million reduction is due to one-time funding of approximately \$10.4 million in Federal CARES COVID-19 relief funds received in 2020. In June 2020, a five-year, \$1.5 million/per year grant with the Office of Adolescent Health (OAH) for teen pregnancy prevention ended. This resulted in a reduction in federal grants of \$750,000 from the previous year.

### State Revenues \$108.2 million

In 2021, revenues from the state make up 16.6 percent of the total Human Services and Public Health program revenue.

#### Human Services \$100.6 million

State monies are used to fund human services programs, training and employment programs, financial and medical assistance programs. Revenues from the State of Minnesota to Hennepin County are estimated at \$87.1 million, a decrease of \$2.8 million compared to the 2020 adjusted budget of \$103.4 million due reduced general assistance.

#### Public Health \$7.6 million

Changes to state general and block grants yield a decrease of approximately \$7.6 million from the previous year.

### Local Grants \$1.9 million

Local grant revenue from private parties, nonprofit institutions, local governments, and private foundations. In 2021, local grants are budgeted at \$1.9 million.

### Fees and Services \$56.9 million

Human Services \$48.2 million A major portion of fee revenue is payments from third party payers and state and federal reimbursements for patient fees and services. Revenues from fees charged for services are estimated at \$48.2 million for 2021, a decrease of approximately \$0.5 million when compared to the 2020 adjusted budget.

#### Public Health \$8.7 million

Approximate increase of \$0.8 million reflects the significant work that Public Health Clinical Services is doing to maximize revenues and reimbursements from Medicaid and Medicare.

**Licensing and Permits \$2.2 million** In Public Health, this increase is attributed to an increase in health licensing fees administered by Environmental Health.

**Other Revenue/Fund Balance** Other revenues include licenses, permits and interdepartmental payments. When the \$12.3 million budgeted use of fund balance is added in, this account category accounts for 2.2 percent of total budgeted revenue. To reduce the tax levy for 2021, the budget includes a planned use of fund balance of \$12.3 million.

## Expenditure Summary:

The Human Services and Public Health Department (HSPHD) as a county department is unique in that it spans two of the county's lines of business. Public Health functions as part of the Health line of business and is integrated within the Human Services line of business budget.

In addition to financial, medical training and employment programs, the department collects child support, provides services to people who are disabled, provides aid to the elderly, inspects restaurants, works with communities to reduce chronic disease, investigates disease outbreaks and protects our most vulnerable populations of children and adults.

### **Personnel Services \$343.0 million**

Expenditures are budgeted to decrease \$13.4 million in 2021.

#### Human Services \$295.4 million

Personnel costs are budgeted to increase \$4.3 million dollars or compared to the 2020 adjusted budget primarily due the addition of 11.6 Full-Time Equivalent (FTE) to bring previously contracted work in-house (9.0 FTE) an IT Records Management position (1.0 FTE), Social Workers funded by Hennepin Health (2.0 FTE) and attrition of 0.4 FTE. Partial offsetting decreases include \$4 million vacancy factor, as well as reduced temporary staff wages, life insurance, shift differentials, overtime, and on call expenses.

#### Public Health \$47.6 million

Increase of approximately \$0.6 million compared to the 2020 adjusted budget is primarily due to the addition of 15.0 FTE to sustain operations related to COVID-19 and address public health prevention capacity issues, merit increases and general salary adjustments. Offsets include the health insurance adjustment, decreased temporary staff costs, and the shifting of 1.5 FTE from Public Health to other services areas within Human Services for a net increase of 13.5 FTE

### **Commodities \$1.9 million**

Overall spending increased approximately \$43,000 compared to the 2020 adjusted budget primarily due to a tuberculosis medication grant as well as drugs and medicine for a healthcare for the homeless clinic grant in Public Health. Offsets across dozens of commodity accounts lowered the overall budgeted increase to 2.4 percent compared to the 2020 adjusted budget.

### **Services \$57.0 million**

#### Human Services \$52.6 million

Spending decreased \$2.0 million compared to the 2020 adjusted budget primarily due to less building rental and security costs from less leased space of (\$1.1 million), information technology costs savings transitioning from both physical and virtual servers to mostly virtual servers (approximately \$0.7 million), and decreased consulting costs (approximately \$0.2 million) as a result of bringing contract work in-house.

#### Public Health \$4.4 million

Expenses decreased approximately \$0.3 million primarily due to the relocation of the Mental Health Center from leased space to the south Minneapolis hub (approximately \$0.6 million) and decreased advertising on outreach services for the Minnesota department of Human Services (less than \$0.1 million); these decreases were partially offset by increased printing and mailing of immunization registry recalls and reminders (approximately \$0.2 million) and miscellaneous grant expenses across all of Public Health (approximately \$0.2 million).

### **Public Aid Assistance \$225.1 million**

#### Human Services \$211.3 million

Decrease of approximately \$3.8 million is primarily due to reduced out of home placement expenses and utilizing community-based resources. Detoxification decreased \$2.9 million due to providers billing Prepaid Medical Assistance Programs directly. Residential treatment decreased \$2.7 million. Regional Treatment decreased \$0.9 million due to number of residents admitted and level of care required for 2021 compared to previous years. Chemical Dependency Treatment decreased \$1.8 million due to more closely aligning with previous year actuals; additionally, new legislation effective July 2020 shifts costs from client to medical assistance. Foster Care Home increasing (approximately \$1.0 million) and Private Agency placement decreasing \$0.6 million because of policy and practice changes.

In 2021, federal grant reimbursements to sub-recipients is budgeted to increase approximately \$5.3 million due to an accounting change as recommended by external auditors related to payment to school districts. Increases to Juvenile Services of approximately \$1.8 million result from working to secure culturally specific services, domestic partner resources, and continuing to build diversion efforts.

Emergency Shelter continues to be an ongoing need and is budgeted at \$19.9 million in 2021.

#### Public Health \$13.8 million

Expenses decreased \$0.8 million for reduced family home visits (\$0.4 million) due to a lower grant award amount in 2021 compared to 2020, end of the teen pregnancy prevention grant (\$0.4 million), end of a contract with the city of Minneapolis for Teen Parent support (\$0.1 million), and food insecurity supports contracted amounts reducing closer to prior year actuals (\$0.1 million). These decreases were partially offset by approximately \$0.2 million in respite care.

### **Other Charges \$23.6 million**

#### Human Services \$20.6 million

Allocation of indirect costs decreased approximately \$0.5 million due to decreased spending across the budget.

#### Public Health \$3.0 million

Decrease of \$10.9 million was due to one-time funding from the federal government in relief to support Coronavirus recovery in 2020 as part of the CARES Act.

**Major Program: Operations**

- Board of Commissioners
- County Administration
- Housing and Economic Development
- Office of Budget and Finance
- Facility Services
- Central Information Technology
- Real Property Group
- Human Resources
- Audit, Compliance, and Investigation Services
- Libraries
- General County Purposes
- Ballpark Sales Tax Revenues
- Debt Retirement



**Program Description:**

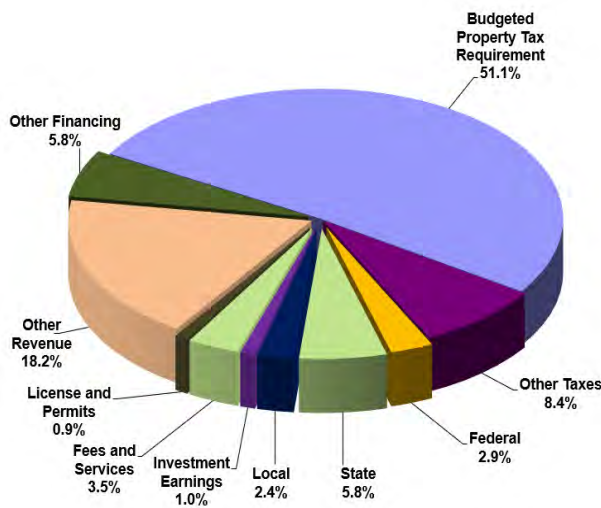
The Operations program encompasses the policy making, administrative support and staff services necessary for the efficient and effective management of county programs. The Board of Commissioners, as the elected governing body of the county, establishes policies and programs, approves the annual budget, and appoints key officials. The County Administrator is responsible for advising the County Board and implementing approved policies and programs.

<b>Revenue and Expenditure Information</b>	<b>2019 Actual</b>	<b>2020 Budget</b>	<b>2021 Budget</b>
Budgeted Property Tax Requirement*	\$240,223,354	\$253,414,340	\$255,184,293
Other Taxes	42,941,427	41,510,961	41,710,961
Federal	11,010,420	28,228,525	14,221,029
State	7,667,958	3,672,797	29,052,267
Local	11,369,738	11,991,569	12,191,119
Investment Earnings	29,316,523	13,868,870	5,025,000
Fees for Services	17,480,829	16,889,552	17,220,714
Fines and Forfeitures	538,146	600,350	177,200
Licenses and Permits	5,097,839	5,685,016	4,548,009
Other Revenue	54,859,789	110,387,678	90,805,252
Other Financing	-11,399,761	24,617,749	28,990,206
<b>Total Revenues</b>	<b>\$409,106,262</b>	<b>\$510,867,407</b>	<b>\$499,126,050</b>
Personnel Services	\$153,375,607	\$177,177,179	\$172,318,917
Commodities	4,533,658	5,498,734	3,948,572
Services	98,453,629	119,919,870	100,188,999
Public Aid Assistance	2,236,153	2,193,249	27,436,139
Capital Outlay	5,763,159	5,740,498	5,440,807
Other Charges	135,546,427	198,344,877	185,399,616
Grants	4,149,033	4,393,000	4,393,000
<b>Total Expenditures</b>	<b>\$404,057,666</b>	<b>\$510,867,407</b>	<b>\$499,126,050</b>
<b>Budgeted Positions (Full-Time Equivalents)</b>	<b>1,657.2</b>	<b>1,693.3</b>	<b>1,639.0</b>

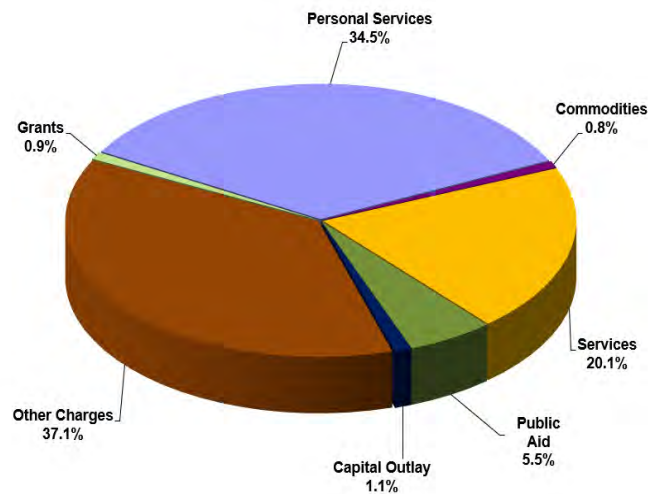
\* Reflects the adjusted property tax requirement budget, not actual property tax collections.  
Note: Include the General Fund Revenues.

Revenue and Expenditure Comparison

2021 Revenue



2021 Expenditures



Department Expenditure Summary:

	2019 Actual	2020 Budget	2021 Budget
Board of Commissioners	2,829,840	3,061,745	3,061,144
County Administration	3,297,307	3,856,272	3,670,791
Housing and Economic Development	9,761,637	23,078,745	38,831,200
Office of Budget and Finance	14,316,590	16,068,362	15,826,996
Facility Services	59,552,301	68,227,508	68,346,452
Central Information Technology	5,855,480	7,243,179	5,172,242
Real Property Group	44,403,351	56,595,497	53,954,376
Human Resources	17,621,405	18,727,332	19,318,511
Audit, Compliance, and Investigation Services	3,618,600	4,203,589	4,144,806
Libraries	81,895,813	88,867,729	67,910,481
General County Purposes	27,437,126	55,383,160	52,206,685
Ballpark Sales Tax Revenues	2,400,573	2,505,000	2,505,000
Debt Retirement	131,067,642	163,049,289	164,177,366
<b>Total Expenditures</b>	<b>\$404,057,666</b>	<b>\$510,867,407</b>	<b>\$499,126,050</b>

Budgeted Positions:

	2019 Actual	2020 Budget	2021 Budget
Board of Commissioners	25.0	25.0	25.0
County Administration	17.0	17.0	17.0
Housing and Economic Development	34.0	37.0	37.0
Office of Budget and Finance	82.1	83.1	83.1
Facility Services	271.0	271.5	271.5
Central Information Technology	34.1	30.1	24.1
Real Property Group	336.5	352.6	351.6
Human Resources	99.6	105.6	104.8
Audit, Compliance, and Investigation Services	27.0	27.0	27.0
Libraries	611.4	535.6	535.6
General County Purposes	119.5	142.8	162.3
Ballpark Sales Tax Revenues	0	0	0
Debt Retirement	0	0	0
<b>Budgeted Positions (Full-Time Equivalents)</b>	<b>1,657.2</b>	<b>1,627.3</b>	<b>1,629.0</b>

## Revenue Summary:

In 2020, the Hennepin County Board approved resolution 20-0272 which reduced the 2020 budget and merged the Library Fund into the the General Fund and positioned within the Operations Line of Business as of January 1, 2021.

The 2021 Operations Line of Business budget, which includes Ballpark Sales Tax, Debt Service, and now the Libraries, accounts for 22.7 percent or \$499.1 million of the 2021 Hennepin County budget of \$2,197,873,815 and when compared to the 2020 adjusted budget, reflects a decrease of 2.3 percent or \$11.7 million. The 2021 Operations Line of Business will be supported by \$243.9 million in non-property tax revenues and \$255.2 million in property tax.

Below are descriptions of the different revenues in the Operations Line of Business.

### Property Tax Revenues:

Operations is largely comprised of policy, administrative and support services departments funded primarily through property tax support. In 2021, property tax is comprised of 51.1 percent of the \$499.1 million in programmed revenues with the majority supporting activities in Debt Retirement, Facility Services, Libraries, Real Property Group, Housing and Economic Development, General County Purposes, Human Resources, and Office of Budget and Finance.

### Other Taxes:

Ballpark Sales Tax Revenues are programmed to generate \$39.2 million in sales tax collections for 2021, which is flat with the 2020 adjusted budget. The sales tax collected provides payments on principal and interest on the sales tax revenue bonds issued to fund the county's contribution to Target Field and other authorized uses.

### State:

In 2021, \$29.1 million has been programmed in State revenues and reflects an increase of \$25.4 million when compared to the 2020 adjusted budget of \$3.7 million. The driver for this increase is attributed to a \$25.3 million COVID-19 relief grant awarded to the Housing and Economic Development department to assist eligible Hennepin County organizations to survive/recover from the pandemic.

### Local:

The majority of Local revenue stems from Debt Retirement for the Hennepin Healthcare Systems (HHS) new Clinic & Specialty Center and the Minnehaha Creek Watershed District for repayment of bonds issued by the county on their behalf.

### Fees for Services & Licenses and Permits:

In 2021, of the anticipated revenues related to Fees for Service is \$17.2 million and License and Permits is \$4.5 million. The majority of these revenues stem from sources like property assessment, public records, service centers and fall within the Real Property Group budget which includes the County Assessor's Office. The Assessor's Office generates revenues through assessments to 32 jurisdictions including Fort Snelling and the Minneapolis/St. Paul Airport. When compared to the 2020 adjusted budget, Service Center revenues will decrease due to fewer transactions.

### Fines and Forfeitures:

In 2021, Operations line of business has programmed \$177,200 in fines which is a decrease of \$423,150 when compared to the 2020 adjusted budget. The reduction is as a result of the elimination of late fines for all library patrons (fees for non-returned books remain).

### Other Revenue and Other Financing:

Other Revenue and Other Financing is comprised of \$119.8 million makes up 24.0 percent of Operations 2021 total revenues. The majority of these revenues stem from activities in Debt Retirement, Facility Services, Libraries, the utilization of fund balance, and contingency.

The Debt Retirement budget includes \$31.1 million for ballpark debt service and other authorized ballpark activities; \$26.0 million in transportation sales tax; and \$2.3 million for energy center improvements.

The Facility Services department has programmed \$15.6 million in 2021 revenues. The majority of these revenues include \$7.4 million from building rental, \$3.4 million from interdepartmental revenue, and \$3.0 million in daily parking revenues. When compared to the 2020 adjusted budget of \$29.5 million, the driver of the decrease stems from an accounting shift due to the merging of the Library Fund into the General Fund in 2021.

In 2021, \$41.4 million has been programmed for fund balance and contingency utilization.



**Expenditure Summary:**

The 2021, the Operations Line of Business budget is \$499.1 million which includes \$164.2 million for Debt Retirement and \$2.5 million in Ballpark Sales Tax Revenues. When compared to the 2020 adjusted budget of \$510.9 million, the Operations budget reflects an decrease of \$11.7 million or 2.3 percent and will operate with 1,639.0 full-time equivalents (FTEs), which is an increase of 11.7 FTEs over the 2020 adjusted budget. Overall, the decrease in the Operations Line of Business expenditure budget stems from a shift in resources to internal service funds, contingency, realignment to actuals from one-time 2020 monies for assistive voting devices, one-time Federal CARES Act monies, and an accounting shift due to a board resolution that merged the Library Fund into the General Fund. These reductions were offset by a \$25.3 million State of Minnesota COVID-19 grant to assist eligible Hennepin County organizations to survive/recover from the pandemic and a new department that supports education for county involved youth.

**Libraries:**

Per county board resolution 20-0272, in 2021 the Library Fund was consolidated into the General Fund and positioned within the Operations Line of Business. This action will cause a shift in an accounting practices where the Facility Services department will discontinue passing through approximately \$13.5 million in expenses; another \$2.0 million due to 1,200 fewer public facing computers to provide social distancing; and a reduction in the library's collection budget.

**Housing and Economic Development (HED):**

The driver for the increase in the 2021 HED budget stems from a county board approved resolution in December of 2020 that accepts \$25.3 million COVID-19 grant from the State of Minnesota that will assist eligible Hennepin County organizations to survive/recover from the pandemic.

**Real Property Group (RPG):**

In 2021, Real Property Group reflects a decrease of \$2.6 million or 4.7 percent which stems from one-time monies allocated to Resident and Real Estate Services, a division of RPG, for the three elections in 2020; and the sunset of Federal CARES Act funding.

**General County Purposes (GCP):**

The 2021 budget for General County Purposes will decrease by \$3.2 million or 5.7 percent when compared with the 2020 adjusted budget and, the FTEs will increase by 19.5 or 13.7 percent to 162.3 FTEs. The majority of the expenditure decrease stems the sunset of the 2020 Federal CARES Act funding and contingency. The reduction was offset by a new department called Education Support Services and a shift of resources from other Operations departments to Business Information Office within GCP.

As of January 1, 2021, Emergency Management was realigned from the Public Safety & Justice department within the Public Safety Line of Business to General County Purposes under the Operations Line of Business. For year over year comparative purposes, the financial history was also realigned.

In 2021, the Hennepin County Board created a new department called Education Support Services (ESS) to advance countywide efforts to support education stability, outcomes, health and well-being of students involved in county systems. ESS is programmed at \$1.8 million and 15.0 FTEs to support these efforts.

Contingency has been decreased by \$1.9 million to \$16.5 million.

In 2021, to coordinate the countywide vision and efforts around disparity reduction, the county identified resources which will fundamentally align and manage the implication of disparities on our residents and on our county budget. This effort includes Diversity, Equity and Inclusion; Center of Innovation and Excellence; Purchasing and Contract Services; along with Education Support Services.

Note that narrative regarding Debt Retirement and Ballpark Sales Tax Revenue activity are provided in separate sections of this document.

**Mission**

*The mission of Hennepin County is to enhance the health, safety and quality of life of our residents and communities in a respectful, efficient and fiscally responsible way (Resolution 01-05-0294A adopted May 7, 2002).*

**Department Description:**

Hennepin County operates under the board of commissioner-administrator form of government. Policy making and legislative authority are vested in the seven-member board of commissioners by state statutes that apply to all county governments and other statutes that apply to Hennepin County only (Minnesota Statutes Chapter 383B). Board members are elected to four-year overlapping terms on a non-partisan basis.

<b>Revenue and Expenditure Information</b>	<b>2019 Actual</b>	<b>2020 Budget</b>	<b>2021 Budget</b>
Budgeted Property Tax Requirement*	\$3,236,144	\$3,061,144	\$3,061,144
Other Taxes	0	0	0
Federal	0	601	0
State	0	0	0
Local	0	0	0
Investment Earnings	0	0	0
Fees for Services	0	0	0
Fines and Forfeitures	0	0	0
Licenses and Permits	0	0	0
Other Revenue	0	0	0
Other Financing	0	0	0
<b>Total Revenues</b>	<b>\$3,236,144</b>	<b>\$3,061,745</b>	<b>\$3,061,144</b>
Personnel Services	\$2,618,338	\$2,792,933	\$2,795,624
Commodities	21,306	46,359	42,600
Services	109,480	128,937	122,380
Public Aid Assistance	0	0	0
Capital Outlay	0	0	0
Other Charges	80,716	93,516	100,540
Grants	0	0	0
<b>Total Expenditures</b>	<b>\$2,829,840</b>	<b>\$3,061,745</b>	<b>\$3,061,144</b>
<b>Budgeted Positions (Full-Time Equivalents)</b>	<b>25.0</b>	<b>25.0</b>	<b>25.0</b>

\* Reflects the adjusted property tax requirement budget, not actual property tax collection.

**Mission**

*The mission of Hennepin County Administration is to implement County Board policies and state statutes, to promote county interests with other governmental agencies, and to provide direction to departments to achieve the county's overarching goals.*

**Department Description:**

The Hennepin County Board of Commissioners creates county policy and administrative responsibility for carrying out county policy is delegated to the County Administrator. Other Operations departments fulfill statutory requirements or provide necessary management service functions. The county's vision statement, core values, and overarching goals guide departments as they direct, administer, plan, facilitate, assist and coordinate the services provided by all county departments. Operations departments use the County Revenue Fund, Debt Retirement Fund and Internal Services Funds.

Revenue and Expenditure Information	2019 Actual	2020 Budget	2021 Budget
Budgeted Property Tax Requirement*	\$3,269,716	\$3,335,110	\$3,330,441
Other Taxes	0	0	0
Federal	0	186,162	0
State	0	0	0
Local	0	0	0
Investment Earnings	0	0	0
Fees for Services	175,000	335,000	339,600
Fines and Forfeitures	0	0	0
Licenses and Permits	0	0	0
Other Revenue	140,750	0	750
Other Financing	0	0	0
<b>Total Revenues</b>	<b>\$3,585,466</b>	<b>\$3,856,272</b>	<b>\$3,670,791</b>
Personnel Services	\$2,443,071	\$2,656,938	\$2,581,820
Commodities	10,233	13,100	6,000
Services	801,337	951,322	1,035,521
Public Aid Assistance	0	0	0
Capital Outlay	0	0	0
Other Charges	42,666	234,912	47,450
Grants	0	0	0
<b>Total Expenditures</b>	<b>\$3,297,307</b>	<b>\$3,856,272</b>	<b>\$3,670,791</b>
<b>Budgeted Positions (Full-Time Equivalents)</b>	<b>17.0</b>	<b>17.0</b>	<b>17.0</b>

\* Reflects the adjusted property tax requirement budget, not actual property tax collections.

**Mission**

*Housing and Economic Development builds and strengthens communities by developing quality, affordable housing and creating healthy built environments that provide transportation choices and community connections, attract investment and create jobs.*

**Department Description:**

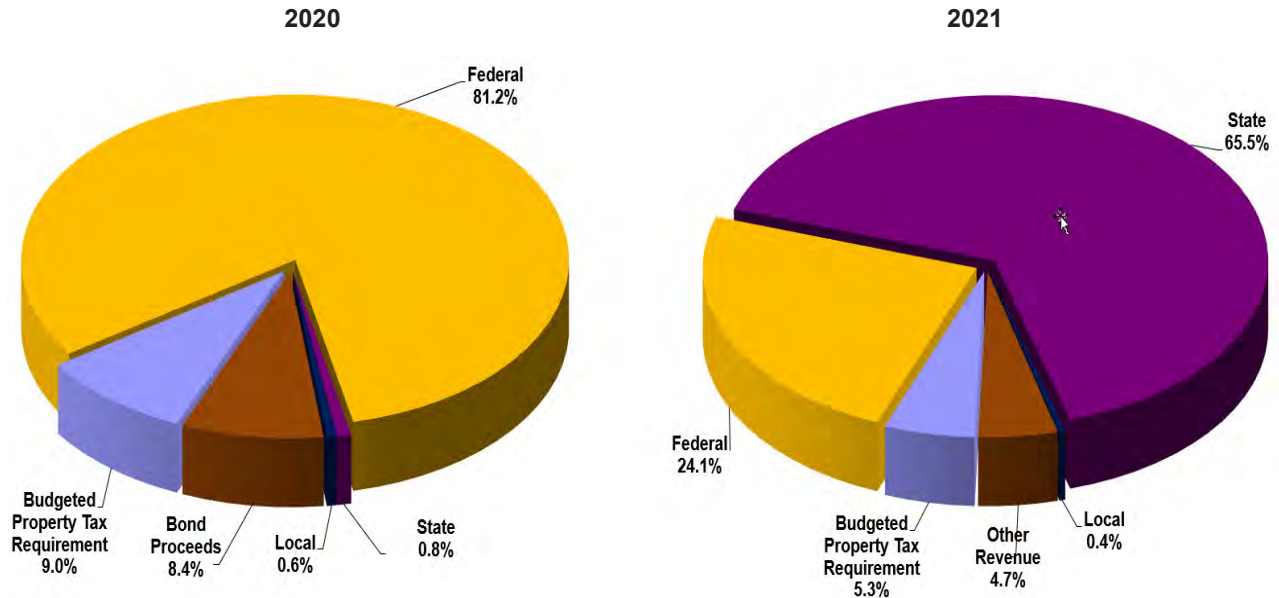
Housing and Economic Development focuses on investing local, regional, county, state and federal resources in partnership with public and private partners to provide a full range of housing choices, housing rehabilitation, and lead-safe housing and to create and provide access to jobs and build long-term community value. It is organized into three areas:

- Administration
- Housing Development and Finance
- Community and Economic Development

Revenue and Expenditure Information	2019 Actual	2020 Budget	2021 Budget
Budgeted Property Tax Requirement*	\$1,733,883	\$2,087,223	\$2,073,709
Other Taxes	0	0	0
Federal	4,992,094	18,723,638	9,363,473
State	15,160	190,000	25,436,000
Local	150,697	135,000	135,000
Investment Earnings	0	0	0
Fees for Services	25,050	10,400	10,400
Fines and Forfeitures	0	0	0
Licenses and Permits	0	0	0
Other Revenue	1,867,667	1,932,484	1,812,618
Other Financing	0	0	0
<b>Total Revenues</b>	<b>\$8,784,551</b>	<b>\$23,078,745</b>	<b>\$38,831,200</b>
Personnel Services	\$3,448,616	\$4,402,700	\$4,282,071
Commodities	8,395	17,600	18,540
Services	6,195,540	11,824,534	9,191,414
Public Aid Assistance	0	0	25,261,000
Capital Outlay	16,545	0	0
Other Charges	92,541	6,833,911	78,175
Grants	0	0	0
<b>Total Expenditures</b>	<b>\$9,761,637</b>	<b>\$23,078,745</b>	<b>\$38,831,200</b>
<b>Budgeted Positions (Full-Time Equivalents)</b>	<b>34.0</b>	<b>37.0</b>	<b>37.0</b>

\* Reflects the adjusted property tax requirement budget, not actual property tax collections.

**Revenue Comparison**



**Significant Budget Changes**

Housing and Economic Development was realigned from the Public Works line of business to Operations. Additionally, in 2021 Leasing and Property Control, Engineering and Transit Planning, and Land Acquisition divisions were realigned to Facility Services, Public Works Administration and Transportation Project Delivery along with the financial history for comparative purposes.

Federal revenues are anticipated to decrease in 2021 by \$9.4 million due to activities in 2020 that are funded with CARES Act dollars that are not budgeted to continue in 2021. State revenues are increasing by \$25.4 million for the continued implementation of the Hennepin County Small Business Relief Program.

<b>Division Budgets:</b>	<b>2019 Actual</b>	<b>2020 Budget</b>	<b>2021 Budget</b>
Administration	886,890	1,095,853	1,086,863
Housing Development and Finance	7,444,740	13,280,023	10,551,543
Community and Economic Development	1,430,007	8,702,869	27,192,794
<b>Total Expenditures</b>	<b>\$9,761,637</b>	<b>\$23,078,745</b>	<b>\$38,831,200</b>

**Mission**

*Ensure sound credit conditions, working capital and overall financial health within Hennepin County by supporting strategic objectives through leveraging technology, effective management of financial and human resource systems and services, as well as Hennepin County's commitment to equal opportunity, affirmative action, diversity and inclusion.*

**Department Description:**

The Office of Budget and Finance (OBF) is organized into the following two divisions:

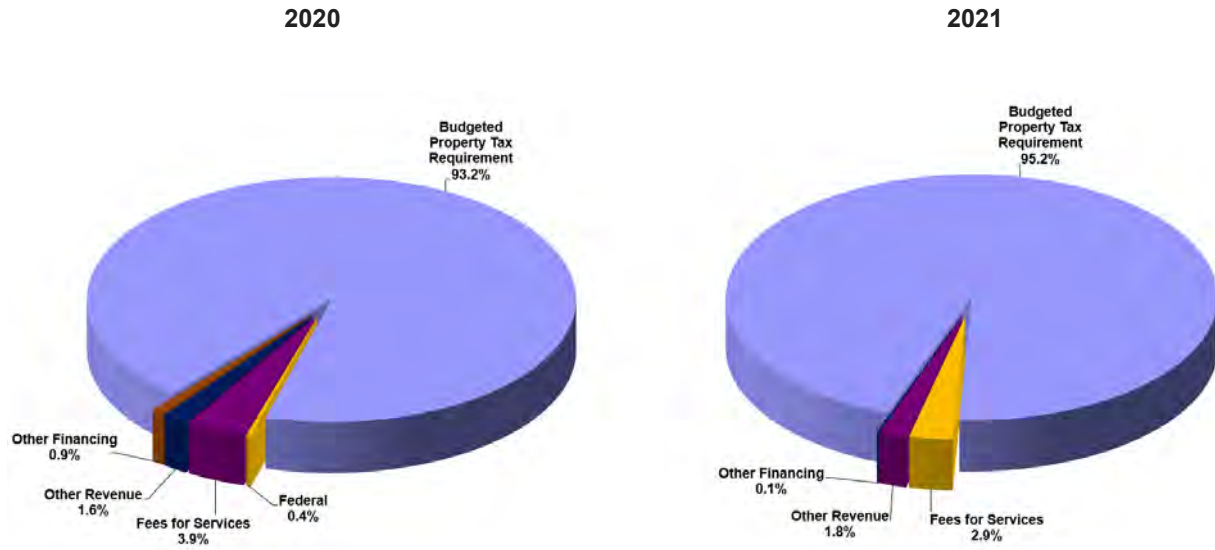
The Finance, Budget Analysis and Accounting division performs budget preparation and analysis, revenue and expenditure forecasting, legislative analysis, treasury services, and accounting services. Additionally, OBF performs risk management in cooperation with the County Attorney's Office to monitor and control the financial and operational risk for Hennepin County.

The APEX Service Center provides production and user support for Hennepin County's PeopleSoft Enterprise Resource Planning (ERP) system. This ERP system provides the county's financial and human resources systems.

Revenue and Expenditure Information	2019 Actual	2020 Budget	2021 Budget
Budgeted Property Tax Requirement*	\$14,211,472	\$14,980,209	\$14,946,996
Other Taxes	0	0	0
Federal	0	52,153	0
State	0	0	0
Local	0	0	0
Investment Earnings	0	0	0
Fees for Services	552,393	627,500	447,500
Fines and Forfeitures	0	0	0
Licenses and Permits	0	0	0
Other Revenue	234,172	263,500	283,500
Other Financing	137,028	145,000	149,000
<b>Total Revenues</b>	<b>\$15,135,065</b>	<b>\$16,068,362</b>	<b>\$15,826,996</b>
Personnel Services	\$10,234,698	\$11,207,073	\$11,414,714
Commodities	151,556	126,100	13,400
Services	3,697,367	4,404,901	4,120,431
Public Aid Assistance	0	0	0
Capital Outlay	0	0	0
Other Charges	232,969	330,288	278,451
Grants	0	0	0
<b>Total Expenditures</b>	<b>\$14,316,590</b>	<b>\$16,068,362</b>	<b>\$15,826,996</b>
<b>Budgeted Positions (Full-Time Equivalents)</b>	<b>82.1</b>	<b>83.1</b>	<b>83.1</b>

\* Reflects the adjusted property tax requirement budget, not actual property tax collections.

**Revenue Comparison**



**Significant Budget Changes**

In April 2020, a staff person from the Libraries department transferred into the Office of Budget and Finance department to serve as a Federal Grants Manager. This role assists with the County's response to the COVID-19 pandemic.

Division Budgets:	2019 Actual	2020 Budget	2021 Budget
Finance Budget Analysis and Accounting	3,842,695	4,503,093	4,424,966
APEX	10,473,895	11,565,269	11,402,030
<b>Total Expenditures</b>	<b>\$14,316,590</b>	<b>\$16,068,362</b>	<b>\$15,826,996</b>

**Mission**

*To build, manage, operate and maintain safe and secure Hennepin County buildings.*

**Department Description:**

The Hennepin County Facility Services Department provides a full range of facility services for county programs and services.

The department:

- Identifies capital needs, responds to and supports capital projects identified by line departments
- Develops and manages projects to construct new buildings, refurbish existing buildings, and maintain infrastructure
- Operates and maintains buildings
- Undertakes, manages and administers all real estate functions of Hennepin County, and Hennepin County Regional Railroad Authority
- Protects employees, clients and property

Revenue and Expenditure Information	2019 Actual	2020 Budget	2021 Budget
Budgeted Property Tax Requirement*	\$36,581,426	\$40,069,788	\$53,410,744
Other Taxes	0	0	0
Federal	0	228,892	0
State	0	0	0
Local	0	0	0
Investment Earnings	0	0	0
Fees for Services	408	5,408	3,408
Fines and Forfeitures	0	0	0
Licenses and Permits	0	0	0
Other Revenue	26,159,726	29,466,839	15,632,300
Other Financing	-496,920	-1,543,419	-700,000
<b>Total Revenues</b>	<b>\$62,244,641</b>	<b>\$68,227,508</b>	<b>\$68,346,452</b>
Personnel Services	\$23,514,490	\$26,454,597	\$26,853,883
Commodities	1,188,967	1,840,118	1,721,492
Services	33,959,054	38,908,682	38,742,587
Public Aid Assistance	0	0	0
Capital Outlay	100,350	30,750	41,457
Other Charges	789,440	993,361	987,033
Grants	0	0	0
<b>Total Expenditures</b>	<b>\$59,552,301</b>	<b>\$68,227,508</b>	<b>\$68,346,452</b>
<b>Budgeted Positions (Full-Time Equivalents)</b>	<b>271.0</b>	<b>271.5</b>	<b>271.5</b>

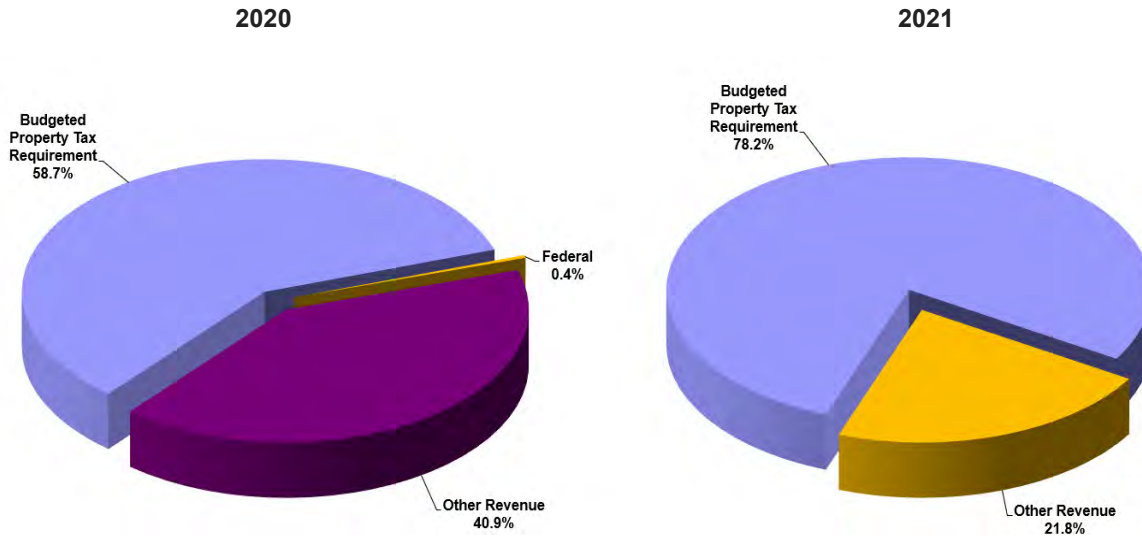
\* Reflects the adjusted property tax requirement budget, not actual property tax collections.

*In 2021, Leasing and Property Control from the Housing and Economic Development department was realigned to Facility Services along with the financial history for comparative purposes.*

*With the merging of the Library fund into the General fund, a change in accounting procedure will occur in 2021, and \$13.5 million will shift from Other Revenue to Property Tax. A correlating shift will occur in the Library line of business.*



**Revenue Comparison**



**Significant Budget Changes**

**Revenue:** In 2021, there is an increase in the "Budgeted Property Tax Requirement" and a decrease in "Other Revenue"; this is reflective of a shift in funding from Fund 40 to Fund 10 for Library reimbursement. In addition, "Other Financing" decreases; this reflects retired bonds associated with Central Library Parking Ramp.

**Expenses:** While the budget assumes that all buildings are open and staffed in 2021, the uncertainties related to the COVID-19 pandemic may result in variations from the budget.

The Facility Services department expenses of 2021 are in line with those of 2020. Expense increases are offset by various expense decreases. Increases include county-wide personnel costs, janitorial and snowplow vendor labor costs, increased property insurance costs, and the opening of the new Regional Medical Examiner Facility. An example of decreased expenses are lower utility costs due to energy saving initiatives.

Division Budgets:	2019 Actual	2020 Budget	2021 Budget
Leasing and Property Control	571,061	601,671	600,628
Facility Services Administration	5,424,726	5,736,817	5,068,216
Design & Construction	2,362,867	2,602,213	2,795,771
Energy & Engineering	879,380	1,398,345	771,243
Planning & Project Development	1,057,321	1,175,257	1,067,840
Security Management	11,354,200	13,573,646	13,313,672
Facilities Management	37,902,746	43,139,559	44,729,082
<b>Total Expenditures</b>	<b>\$59,552,301</b>	<b>\$68,227,508</b>	<b>\$68,346,452</b>

**Budget Commentary**

Changes to the Facility Services budget are often a function of service demand growth in other areas. As departmental programs change throughout the county, the Facility Services department's service delivery model adapts to the new demands.

Major projects in 2021 will include the Regional Medical Examiner's Office, Northpoint Health and Wellness expansion, 625 Building renovation, and the Hennepin County Government Center elevators and C-Tower plumbing projects.

The department has the following objectives for 2021:

- Plan and implement changes to reflect the changing needs of Hennepin county employees and residents, particularly in response to the pandemic.
- Continue to prioritize departmental project requests. At any time, there are approximately 75 active capital and 100 operating projects.
- Continue to track, measure, monitor, and reduce project costs.
- Further utilize technology to optimize operations including saving energy.
- Continue to preserve county's aging infrastructure.
- Recruit, train and retain a workforce that reflects the county's diverse residents, clients and customers.
- Continue to support and engage small and emerging businesses.

**Key Results:**

	<u>Industry Average (BOMA)</u>	<u>2019 Actual</u>	<u>2020 Estimate</u>	<u>2021 Estimate</u>
Janitorial Costs	\$1.58 sq ft.	\$1.27 sq ft.	\$1.49 sq ft	\$1.46 sq ft.
Utilities	\$2.06 sq ft.	\$1.51 sq ft.	\$1.70 sq ft	\$1.57 sq ft.
Energy		408,154 MMBtu's	398,850 MMBtu's	446,000 MMBtu's
Security Trespass/ Contests		538/1	202/3	500/5

Facility Services strives to to be within 96-101 percent of the Building Owners and Managers Association (BOMA) industry average along with a 3 percent energy reduction per year.

**Additional Resources:**

[www.hennepin.us](http://www.hennepin.us)

**Mission**

*To leverage technology that improves residents' lives.*

**Department Description:**

The Information Technology Department (IT) partners with Hennepin County departments to develop the infrastructure used to deliver business applications and communications throughout the organization. The IT Department also includes Central Service and Imaging, which provides print, mailing, and imaging services, together with a centralized multi-function copy, print and fax devices program to all of Hennepin County. The IT Department develops policies, procedures and tools that ensure information security. The majority of IT Department expenses are in Fund 62 and are reimbursed through internal service rates. Special activities and project costs are included in Fund 10, shown in the Budget Summary section below.

Detail budget Information Technology Internal Services (Fund 62) may be found in the Internal Services tab of this budget book.

Revenue and Expenditure Information	2019 Actual	2020 Budget	2021 Budget
Budgeted Property Tax Requirement*	\$7,479,863	\$7,198,368	\$5,172,242
Other Taxes	0	0	0
Federal	0	44,811	0
State	0	0	0
Local	150,000	0	0
Investment Earnings	0	0	0
Fees for Services	122,538	0	0
Fines and Forfeitures	0	0	0
Licenses and Permits	0	0	0
Other Revenue	0	0	0
Other Financing	0	0	0
<b>Total Revenues</b>	<b>\$7,752,401</b>	<b>\$7,243,179</b>	<b>\$5,172,242</b>
Personnel Services	\$4,087,159	\$4,556,538	\$3,476,889
Commodities	31,321	100,583	84,934
Services	3,113,313	4,001,980	3,035,962
Public Aid Assistance	0	0	0
Capital Outlay	0	0	0
Other Charges	-1,376,313	-1,415,922	-1,425,543
Grants	0	0	0
<b>Total Expenditures</b>	<b>\$5,855,480</b>	<b>\$7,243,179</b>	<b>\$5,172,242</b>
<b>Budgeted Positions (Full-Time Equivalents)</b>	<b>34.1</b>	<b>30.1</b>	<b>24.1</b>

\* Reflects the adjusted property tax requirement budget, not actual property tax collections.

**Mission**

*The budget for the Real Property Group includes three separate, but closely aligned departments with the following missions:*

*Resident and Real Estate Services: Provides a range of real estate, licensing and election related services united under the mission, "Valued services; satisfied customers."*

*Assessor's Office: To serve the taxpayers of Hennepin County by uniformly valuing and classifying real property, uniformly and accurately.*

*Examiner of Titles: To expertly, timely, and efficiently administer Minnesota's Land Title Registration Act ("Torrens") in Hennepin County.*

**Department Description:**

The Resident and Real Estate Services Department performs the County Auditor, Treasurer and Recorder functions for Hennepin County. The department consists of seven divisions: County Surveyor, Office of Public Records, Service Centers, Elections, Property Tax, Strategy and Support, and Business Technology Solutions.

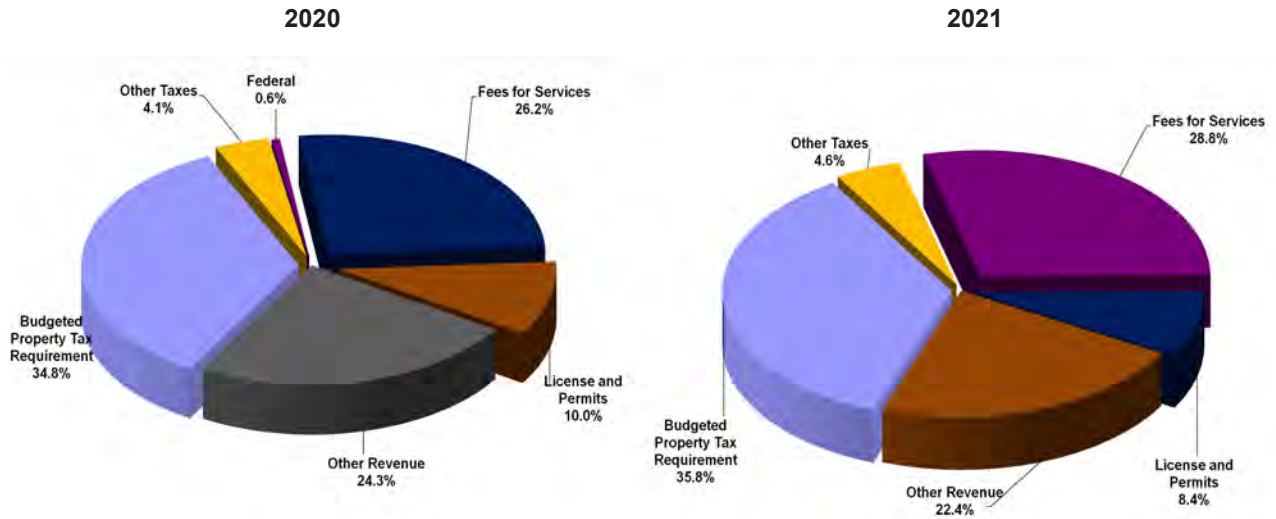
The County Assessor's Office is responsible, both directly and indirectly, for estimating the market value and determining the correct classification for every real estate parcel in suburban Hennepin County.

The Examiner of Titles assists the District Court by examining titles, issuing reports and conducting hearings in court cases involving the registration of land titles and in court cases involving problems or disputes with land which has been previously registered and is the legal advisor to the Registrar of Titles.

<b>Revenue and Expenditure Information</b>	<b>2019 Actual</b>	<b>2020 Budget</b>	<b>2021 Budget</b>
Budgeted Property Tax Requirement*	\$14,746,821	\$19,702,753	\$19,311,166
Other Taxes	2,758,463	2,300,000	2,500,000
Federal	0	350,064	0
State	25,028	0	0
Local	663,122	0	0
Investment Earnings	0	0	0
Fees for Services	15,458,979	14,797,664	15,548,201
Fines and Forfeitures	0	0	0
Licenses and Permits	5,097,839	5,685,016	4,548,009
Other Revenue	1,149,245	13,760,000	12,047,000
Other Financing	0	0	0
<b>Total Revenues</b>	<b>\$39,899,497</b>	<b>\$56,595,497</b>	<b>\$53,954,376</b>
Personnel Services	\$32,605,575	\$39,271,184	\$37,393,721
Commodities	821,408	549,085	535,250
Services	9,318,098	14,613,629	13,995,685
Public Aid Assistance	5,002	0	0
Capital Outlay	105,116	8,000	308,000
Other Charges	1,548,152	2,153,599	1,721,720
Grants	0	0	0
<b>Total Expenditures</b>	<b>\$44,403,351</b>	<b>\$56,595,497</b>	<b>\$53,954,376</b>
<b>Budgeted Positions (Full-Time Equivalents)</b>	<b>336.5</b>	<b>352.6</b>	<b>351.6</b>

\* Reflects the adjusted property tax requirement budget, not actual property tax collections.

**Revenue Comparison**



**Significant Budget Changes**

The reduction in Real Property Group's 2021 budget is driven primarily by changes in the Resident and Real Estate Services (RRES), a department of the Real Property Group. RRES changes include the elimination of costs associated with the 2020 presidential election, removal of COVID-19 related expenses, the sunset of a one-time state grant and support for the Assessment and Taxes Project.

Specific changes include:

- Expenditures related to the three elections (March presidential primary, August primary and November general election) in 2020 were removed from the 2021 budget. The costs for the elections included ballots, postage and temporary staffing support for processing all county absentee ballots.
- COVID-19 related expense that were supported by federal CARES Act funding were removed from the budget. The funding expired at the end of 2020.
- The State of Minnesota provided the county with a one-time matching grant for the purchase of specialized election equipment. The grant sunset in 2020.
- Increases in IT infrastructure and vendor payments are included in the budget for the Assessment and Taxes project.

Division Budgets:	2019 Actual	2020 Budget	2021 Budget
Resident and Real Estate Services	36,582,456	47,652,975	45,037,751
Assessor's Office	6,762,850	7,675,960	7,653,127
Examiner of Titles Office	1,058,045	1,266,562	1,263,498
<b>Total Expenditures</b>	<b>\$44,403,351</b>	<b>\$56,595,497</b>	<b>\$53,954,376</b>

### Budget Commentary

When Resident and Real Estate Services (RRES) three major initiatives (elections, continued implementation of REAL ID together with replacement of the state-wide motor vehicle system and support for the Assessment and Taxes project) are excluded, other department expenditures are relatively stable with increases attributed to the general salary adjustment and merit pay increases.

The 2021 budget anticipates a revenue reduction in RRES due to fewer transactions at the Service Centers. The department estimates 540,000 service center transactions (a 20 percent decrease from the previous year) for driver licenses, motor vehicle registration and vital records in 2021 associated with the new customer service model. The County Recorder's Office is projecting a slight increase in revenue by recording more the 250,00 documents. Revenue generated from the sale and refinancing of real property by the Recorder's Office although up, continues to lag behind historical levels.

### Key Results:

The Assessor's Office continues to move forward with efforts to increase the security of data and find efficiencies in how the department uses and manages records. The Filenet project to image and securely store all homestead application documents was completed in 2020.

Numerous service delivery innovations were implemented to continue RRES services during the COVID-19 pandemic:

- In response to COVID-19, Service Centers reduced the number of in-person transactions and created safer protocols for those transactions when they are the only option. Where permitted, the Service Centers expanded service delivery options beyond in-person appointments including remote processing through mail, web forms, drop boxes, soft phone triage, chat and the expansion of physical spaces.
- Elections initiated a communication campaign to encourage voters to vot absentee by mail and redesigned its staffing model and work spaces for absentee ballot processing. The 2020 Election set an all-time high for absentee voting by mail in Hennepin County.
- The Recorder's Office/Registrar of Titles used their recent investment in systems modernization to move nearly their entire operation offsite.

**Mission**

*To provide an employee experience that attracts and retains the best talent to serve our residents.*

**Department Description:**

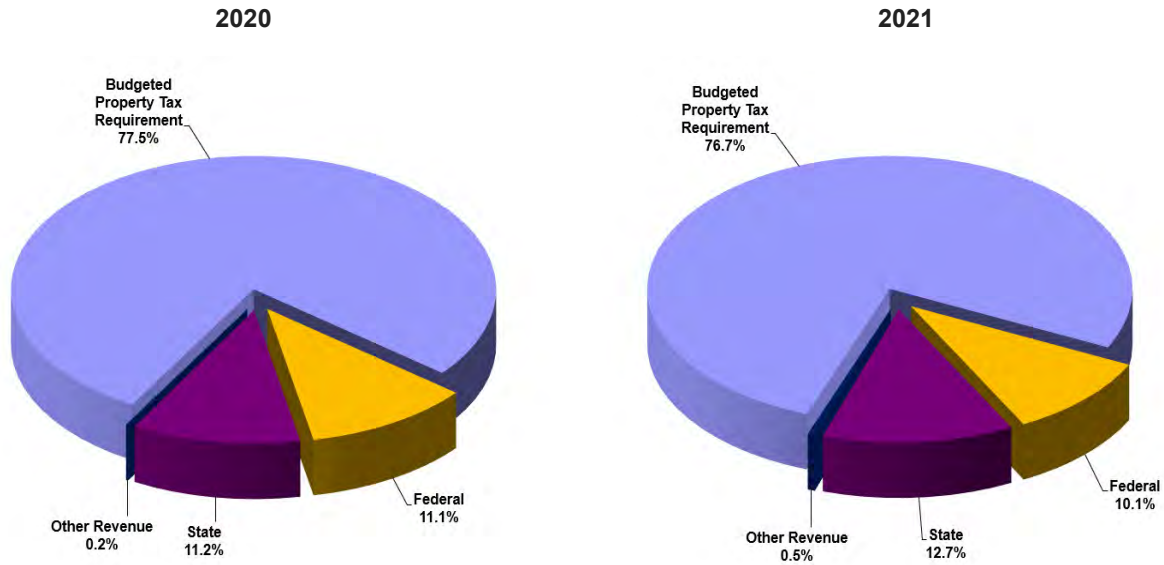
Human Resources' services are a critical component in supporting the county's core values and positioning the organization to meet the service delivery and internal/external workforce challenges of both today and the future.

Operational Activities: Organization Development; Learning and Development; Workforce Services; Talent Acquisition; Health & Well-being; Human Resources Business Partner Services; Human Resources Service Center; Classification and Compensation; Workplace Safety; Volunteering; Human Resources Administration.

<b>Revenue and Expenditure Information</b>	<b>2019 Actual</b>	<b>2020 Budget</b>	<b>2021 Budget</b>
Budgeted Property Tax Requirement*	\$13,357,233	\$14,508,388	\$14,814,690
Other Taxes	232	0	0
Federal	1,988,907	2,082,482	1,948,554
State	2,547,522	2,104,462	2,459,267
Local	0	4,000	0
Investment Earnings	0	0	0
Fees for Services	0	0	0
Fines and Forfeitures	0	0	0
Licenses and Permits	0	0	0
Other Revenue	116,409	28,000	96,000
Other Financing	0	0	0
<b>Total Revenues</b>	<b>\$18,010,303</b>	<b>\$18,727,332</b>	<b>\$19,318,511</b>
Personnel Services	\$10,924,405	\$12,166,717	\$12,501,223
Commodities	73,566	106,740	67,100
Services	4,018,774	3,555,711	4,128,049
Public Aid Assistance	2,231,150	2,193,249	2,175,139
Capital Outlay	0	0	0
Other Charges	373,510	704,915	447,000
Grants	0	0	0
<b>Total Expenditures</b>	<b>\$17,621,405</b>	<b>\$18,727,332</b>	<b>\$19,318,511</b>
<b>Budgeted Positions (Full-Time Equivalents)</b>	<b>99.6</b>	<b>105.6</b>	<b>104.8</b>

\* Reflects the adjusted property tax requirement budget, not actual property tax collections.

**Revenue Comparison**



**Significant Budget Changes**

When compared to the 2020 adjusted budget, the increase is a transfer of volunteer staff from the Department of Community Corrections and Rehabilitation to realize synergies by consolidating countywide volunteering efforts. Other notable increases within the budget are offset by decreases; consulting, and building rental are increased which will be offset by conference and travel, memberships, and overall cost containment.

Division Budgets:	2019 Actual	2020 Budget	2021 Budget
Human Resources Administration	1,872,158	2,157,429	2,275,161
Workforce and Organizational Development	8,970,679	9,258,850	9,114,347
Benefits and Wellness	2,932,772	3,541,905	4,319,232
Information Technology and APEX	1,179,226	1,017,479	778,000
Business Partners and Service Center	2,666,570	2,751,670	2,831,771
<b>Total Expenditures</b>	<b>\$17,621,405</b>	<b>\$18,727,332</b>	<b>\$19,318,511</b>



### Budget Commentary

Human Resources programs and services are foundational and have a direct effect on employee productivity and engagement.

Human Resources continues to expand the workforce development strategy to meet the workforce needs for both the county and other employers, reduce employment disparities among residents of Hennepin County, move human services and corrections clients from government support to training and employment, and foster economic competitiveness across the region.

### Key Results:

The organization's aspiration is to employ a workforce that represents the diversity of the community we serve.

Race equity and disparity reduction goals within this Human Resources budget include:

- \* Address systemic racism by reforming rules, policies and practices by focusing on hiring, promotions and leadership appointments.
- \* Promote Diversity, Equity & Inclusion by an increase use of Conversation and Interview Builder tools.
- \* Continue the focus on Pathways to Employment program.

### Additional Resources:

For more information regarding Hennepin County Human Resources and public service job opportunities, visit:

**Hennepin County Job Opportunities:** [hennepin.jobs](http://hennepin.jobs)

**State of Minnesota Job Opportunities:** [mn.gov/deed/job-seekers/workforce-centers](http://mn.gov/deed/job-seekers/workforce-centers)

**Hennepin County Pathways:** [hennepin.us/your-government/projects-initiatives/workforce](http://hennepin.us/your-government/projects-initiatives/workforce)

**Mission**

*To support Hennepin County's commitment to ethics, compliance and risk mitigation by providing oversight, objective assurance and independent investigation services.*

**Department Description:**

Audit, Compliance and Investigation Services is an independent and objective assurance, consulting and investigation activity comprising four divisions.

- The ACIS Administration Division consists of the department director and support staff, and also coordinates county-wide Enterprise Risk Management.
- The Internal Audit Division conducts and supports compliance activities, information technology audits, vendor contract audits and risk-based assurance and consulting engagements.
- The Digital Forensics Division conducts county employee investigations, providing digital evidence to support or dismiss the allegation of a violation.
- The Respectful Workplace Investigations Division conducts investigations of formal complaints resulting from alleged violations of Hennepin County's Non-Discrimination and Respectful Workplace policy.

<b>Revenue and Expenditure Information</b>	<b>2019 Actual</b>	<b>2020 Budget</b>	<b>2021 Budget</b>
Budgeted Property Tax Requirement*	\$3,913,965	\$4,058,826	\$4,049,726
Other Taxes	0	0	0
Federal	0	49,683	0
State	0	0	0
Local	0	0	0
Investment Earnings	0	0	0
Fees for Services	115,080	95,080	95,080
Fines and Forfeitures	0	0	0
Licenses and Permits	0	0	0
Other Revenue	0	0	0
Other Financing	0	0	0
<b>Total Revenues</b>	<b>\$4,029,045</b>	<b>\$4,203,589</b>	<b>\$4,144,806</b>
Personnel Services	\$2,881,779	\$3,359,682	\$3,257,737
Commodities	4,566	24,600	16,950
Services	692,525	691,890	800,925
Public Aid Assistance	0	0	0
Capital Outlay	0	0	0
Other Charges	39,730	127,417	69,194
Grants	0	0	0
<b>Total Expenditures</b>	<b>\$3,618,600</b>	<b>\$4,203,589</b>	<b>\$4,144,806</b>
<b>Budgeted Positions (Full-Time Equivalents)</b>	<b>27.0</b>	<b>27.0</b>	<b>27.0</b>

\* Reflects the adjusted property tax requirement budget, not actual property tax collections.

<b>Division Budgets:</b>	<b>2019 Actual</b>	<b>2020 Budget</b>	<b>2021 Budget</b>
ACIS Administration	567,531	580,933	726,082
Internal Audit	2,049,431	2,497,654	2,375,714
Digital Forensics	743,651	855,311	851,127
Respectful Workplace Investigations	257,987	269,691	191,883
<b>Total Expenditures</b>	<b>\$3,618,600</b>	<b>\$4,203,589</b>	<b>\$4,144,806</b>

**Budget Commentary**

After excluding the approximately \$50,000 of federal CARES Act funding the department received for COVID-19 related activities in 2020, the 2021 Audit, Compliance and Investigation Services budget is flat compared to the previous year.

**Mission**

*Hennepin County Library works to nourish minds, transform lives, and build community together.*

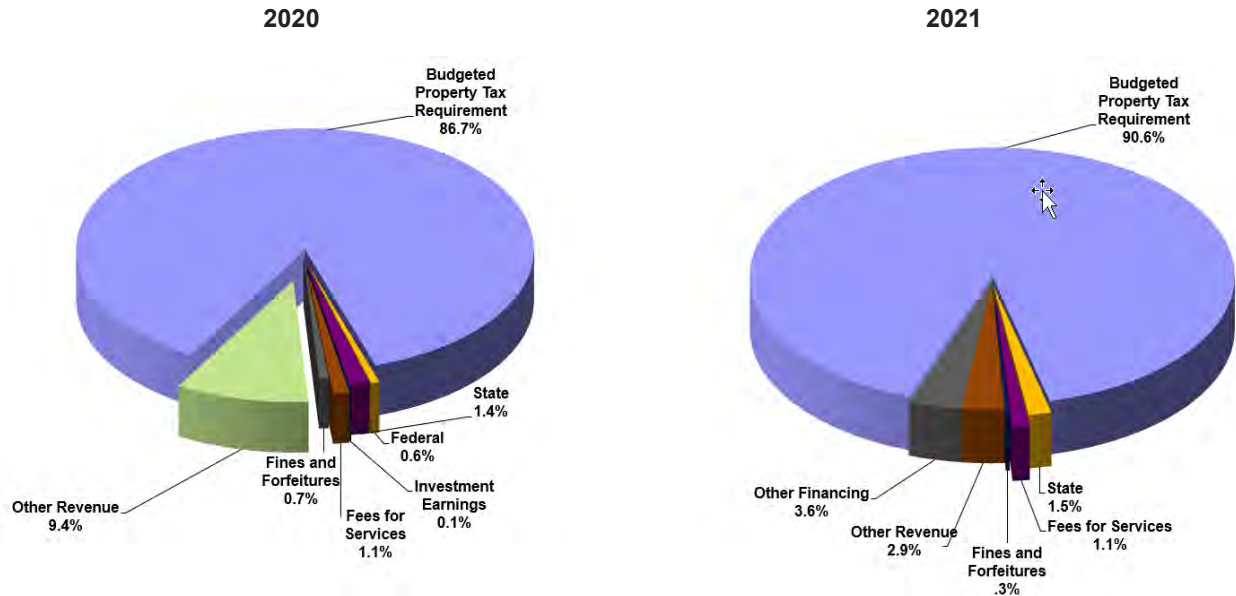
**Department Description:**

Libraries is comprised of two areas that provide library services to Hennepin County citizens: 1) the county's award-winning public library system, which is comprised of 41 library locations, a substantial online presence and additional outreach services, and 2) the Law Library, which provides legal information services pursuant to Minnesota Statutes Chapter 134A to judges, government officials, practicing attorneys and citizens from a location within the Hennepin County Government Center.

<b>Revenue and Expenditure Information</b>	<b>2019 Actual</b>	<b>2020 Budget</b>	<b>2021 Budget</b>
Budgeted Property Tax Requirement*	\$74,920,365	\$77,040,355	\$61,532,006
Other Taxes	44,001	0	0
Federal	79,296	524,524	0
State	1,971,189	1,255,000	1,040,000
Local	19	0	0
Investment Earnings	181,752	70,000	25,000
Fees for Services	1,031,361	1,018,500	738,250
Fines and Forfeitures	538,146	600,350	177,200
Licenses and Permits	0	0	0
Other Revenue	1,876,908	8,359,000	1,973,025
Other Financing	-17,665,500	0	2,425,000
<b>Total Revenues</b>	<b>\$62,977,537</b>	<b>\$88,867,729</b>	<b>\$67,910,481</b>
Personnel Services	\$45,913,497	\$48,325,734	\$46,394,257
Commodities	1,201,931	1,656,200	805,600
Services	28,602,545	31,633,872	14,976,998
Public Aid Assistance	0	0	0
Capital Outlay	5,505,845	5,701,748	5,091,350
Other Charges	671,995	1,550,175	642,276
Grants	0	0	0
<b>Total Expenditures</b>	<b>\$81,895,813</b>	<b>\$88,867,729</b>	<b>\$67,910,481</b>
<b>Budgeted Positions (Full-Time Equivalents)</b>	<b>611.4</b>	<b>535.6</b>	<b>535.6</b>

\* Reflects the adjusted property tax requirement budget, not actual property tax collections.  
In 2021, per county board direction the Library Fund was consolidated into the General Fund.

**Revenue Comparison**



**Significant Budget Changes**

The decrease in 2021 property tax and budget includes the reallocation of property tax and reduction in budget for library facilities charges. Beginning in 2021, the Facility Services department will discontinue passing through approximately \$13.5 million charges to the Library. A decrease in Central IT charges due to 1,200 fewer public facing computers to provide social distancing accounts for an additional \$2 million of the reduction.

As part of the department's disparity reduction initiatives, the 2021 budget includes two significant policy changes:

1. Elimination of late fines for all library patrons (fees for non-returned books remain).
2. Elimination of printing fees up to a set amount per patron.

Over the last several years, library systems across the United States have sought to advance racial equity through the elimination of late fines. According to the Urban Libraries Council "communities of color are more likely to be impacted by unpaid library fees and are grappling with a higher percentage of suspended library cards."

Division Budgets:	2019 Actual	2020 Budget	2021 Budget
Public Library	80,469,783	87,416,284	66,578,438
Law Library	1,426,030	1,451,445	1,332,043
<b>Total Expenditures</b>	<b>\$81,895,813</b>	<b>\$88,867,729</b>	<b>\$67,910,481</b>

### **Budget Commentary**

The Library was committed to developing a 2021 budget plan that maximized access to library services with reduced resources. The plan would be consistent with the social distancing and other safety measures needed in response to the COVID-19 pandemic. Most importantly, the plan would honor the library's commitment to work with the community, county partners, and other county departments to address systemic racism and the resulting disparities.

### **Key Results:**

After years of intentional positioning library buildings as public gathering spaces, COVID-19 pandemic precautions limited building access.

In the earliest days of the countywide pandemic response, the library worked to leverage its abundant online resources. In some cases, vendors provided remote access to tools that were previous only available while sitting at a physical terminal within the library.

In addition to serving existing patrons, the library sought to attract new patrons through an innovative library card program.

Collection management staff adopted an agile approach to deploying the library's collection budget throughout the library's pandemic response, prioritizing downloadable titles.

Throughout the pandemic, the law library continued to fulfill its mission by adapting to remote service models.

One of the biggest 2020 success stories has been a contactless curbside pickup service. The program was developed as an effort to connect patrons with the library physical collection, despite countywide building closures. In the first 12 weeks of service, patrons were able to check out more than 75,000 pieces from the physical collection.

### **Additional Resources:**

<https://www.hclib.org>

**Mission**

*To encourage and assist public programs and activities dedicated to cultural enrichment and to educational and technical assistance; to provide dues and contributions to organizations benefiting the county; and to reserve available funding for contingent activities further defined during the budget year. The General County Purposes activities, programs and services support and further the vision and overarching goals of the county.*

**Department Description:**

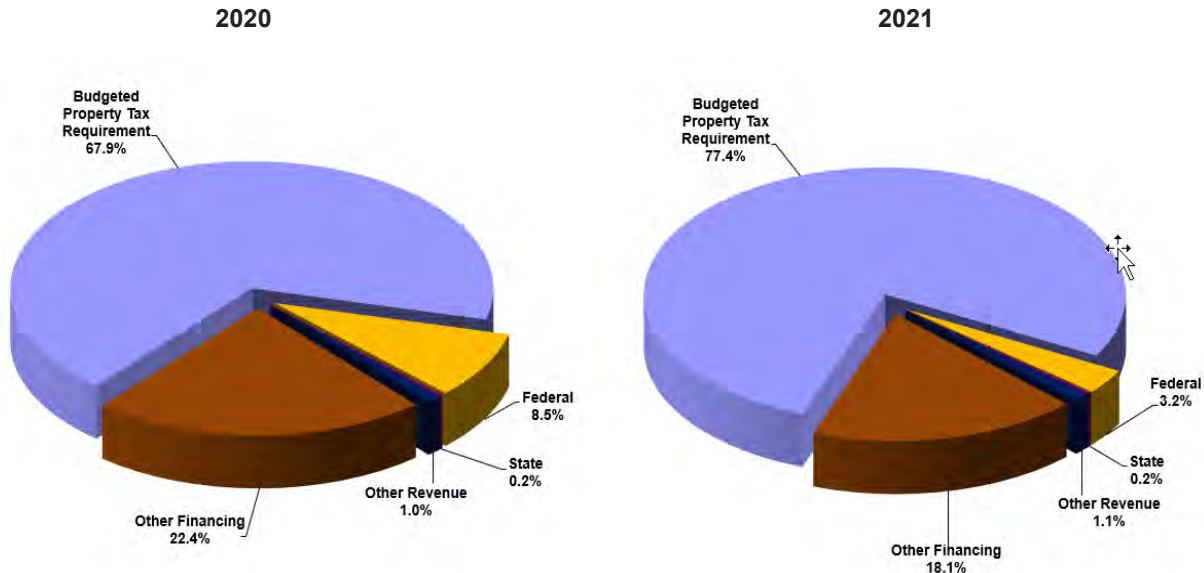
General County Purposes includes:

- Hennepin History Museum, County Fair, Extension Services, National Association of Counties, Association of Minnesota Counties, that the county supports through funding as required or permitted by state law.
- Minneapolis Employee Retirement Fund (MERF) Payments for former city entities (Minneapolis Workhouse, Center Hospital)
- Municipal Building Commission (MBC)
- Communications & Engagement Services
- Center of Innovation and Excellence (CIE)
- Business Information Office (BIO)
- Disparity Reduction
- Purchasing and Contract Services (PCS)
- Diversity, Equity and Inclusion (DEI)
- Education Support Services (ESS)
- Emergency Management
- Ballpark Office expenses and the Hennepin Youth Sports Program reimbursed through sales tax.
- Commercial Paper Program
- Hennepin University Partnership (HUP)
- Countywide Tuition
- Contingency

Revenue and Expenditure Information	2019 Actual	2020 Budget	2021 Budget
Budgeted Property Tax Requirement*	\$30,806,477	\$37,574,780	\$40,425,624
Other Taxes	0	0	0
Federal	1,809,606	4,732,963	1,656,450
State	144,973	123,335	117,000
Local	25,000	25,000	25,000
Investment Earnings	0	0	0
Fees for Services	19	0	0
Fines and Forfeitures	0	0	0
Licenses and Permits	0	0	0
Other Revenue	310,983	502,082	557,611
Other Financing	2,334,500	12,425,000	9,425,000
<b>Total Revenues</b>	<b>\$35,431,558</b>	<b>\$55,383,160</b>	<b>\$52,206,685</b>
Personnel Services	\$14,703,979	\$19,583,083	\$21,366,978
Commodities	1,020,410	1,018,249	636,706
Services	6,257,545	7,804,412	8,139,047
Public Aid Assistance	0	0	0
Capital Outlay	35,301	0	0
Other Charges	3,240,067	24,589,416	19,675,954
Grants	2,179,824	2,388,000	2,388,000
<b>Total Expenditures</b>	<b>\$27,437,126</b>	<b>\$55,383,160</b>	<b>\$52,206,685</b>
<b>Budgeted Positions (Full-Time Equivalents)</b>	<b>119.5</b>	<b>142.8</b>	<b>162.3</b>

\* Reflects the adjusted property tax requirement budget, not actual property tax collections.

**Revenue Comparison**



**Significant Budget Changes**

The 2021 approved General County Purposes budget is \$52.2 million, a net decrease of \$3.2 million from the 2020 adjusted budget. The decrease stems from a reduced contingency budget, \$1.9 million less than the 2020 adjusted budget, the sunset of CARES Act funding in Purchasing and Contract Services accounts for an additional \$2.2 million reduction. In 2020, Purchasing and Contract Services received CARES Act funding for the purchase of Personal Protective Equipment (PPE) for the entire organization. To advance countywide efforts to support an align the educational stability, outcomes, health and well-being of students involved in county systems, a new Education Support Services department was created with a property tax and expenditure budget of approximately \$1.8 million.

Other changes in 2021 include, transferring the Emergency Management division of Public Safety and Justice to General County Purposes. For comparative purposes, the General County Purposes 2020 adjusted budget includes Emergency Management (\$3,128,255 and 10.5 FTEs).

**Division Budgets:**

	2019 Actual	2020 Budget	2021 Budget
Emergency Management	2,950,362	3,128,255	2,812,100
Purchasing and Contract Services	2,755,399	5,525,138	3,235,063
Center of Innovation and Excellence	2,911,209	3,740,091	3,414,943
Communications & Engagement Svcs.	4,690,504	8,675,257	8,251,810
Diversity, Equity and Inclusion	690,635	1,006,875	1,004,523
Education Support Services	0	0	1,804,100
Contingency	0	18,334,104	16,471,052
Municipal Building Commission	3,449,657	3,766,308	3,766,308
Hennepin Youth Sports	2,191,557	2,425,000	2,425,000
Disparity Reduction	0	240,000	252,233
Business Information Office	3,187,280	3,973,746	4,201,167
Other General Government	4,610,523	4,568,386	4,568,386
<b>Total Expenditures</b>	<b>\$27,437,126</b>	<b>\$55,383,160</b>	<b>\$52,206,685</b>



**Budget Commentary**

The 2021 approved Contingency budget is approximately \$16.5 million which is a decrease of \$1.9 million when compared to the 2020 adjusted budget.

**Key Results:**

	<u>2019 Actuals</u>	<u>2020 Budget</u>	<u>2021 Budget</u>
National Association of Counties (NACO)	23,049	23,049	23,049
Association of Minnesota Counties (AMC)	88,008	90,640	90,640
St. Anthony Falls Heritage Board	31,000	31,000	31,000
Youth Coordinating Board	74,523	74,523	74,523
Brooklyn Bridge Alliance	57,500	57,500	57,500
Greater Mpls/St. Paul	150,000	150,000	25,000
Greater Metropolitan Workforce Council	0	10,400	10,400
Minnesota African American Heritage Museum	0	0	125,000
Allowance for Increases	<u>0</u>	<u>7,939</u>	<u>7,939</u>
<b>Total</b>	<b>\$424,080</b>	<b>\$445,051</b>	<b>\$445,051</b>

\*\*\* A place holder to account for increases to dues or contribution amounts

**Additional Resources:**

- hennepincountyfair.com
- hennepinhistory.org
- extension.umn.edu
- municipalbuildingcommission.org
- hennepin.us/youthsports
- hup.umn.edu

**Ballpark Sales Tax Revenues**

**Operations**

**2021 BUDGET**

**Adopted Budget**

**Mission**

*The Ballpark Sales Tax is authorized by Minnesota State Statute to make payments on the sales tax revenue bonds issued to fund Hennepin County's contribution to the downtown baseball stadium, and to fund other authorized uses.*

**Department Description:**

Budgeted funds are primarily used to make annual principal and interest payments on Hennepin County's sales tax revenue bonds for the Twins baseball stadium. Authorized uses for remaining funds include: contributions to a ballpark capital improvements account, the Minnesota Ballpark Authority's administrative costs, and youth sports and library programs.

Sales tax revenue is collected on all taxable goods and services in the county at the rate of 0.15 percent, and distributed by the Minnesota Department of Revenue to a bond trustee. The bond trustee makes all scheduled debt service payments. First lien bonds were issued in 2007 for a total of \$150 million. Second and third lien bonds were issued in 2008 for a total of \$200 million.

<b>Revenue and Expenditure Information</b>	<b>2019 Actual</b>	<b>2020 Budget</b>	<b>2021 Budget</b>
Budgeted Property Tax Requirement	\$0	\$0	\$0
Other Taxes	39,727,752	39,210,961	39,210,961
Federal	0	0	0
State	0	0	0
Local	0	0	0
Investment Earnings	170,607	0	0
Fees for Services	0	0	0
Fines and Forfeitures	0	0	0
Licenses and Permits	0	0	0
Other Revenue	0	-727,961	-903,472
Other Financing	-34,471,388	-35,978,000	-35,802,489
<b>Total Revenues</b>	<b>\$5,426,971</b>	<b>\$2,505,000</b>	<b>\$2,505,000</b>
Personnel Services	\$0	\$0	\$0
Commodities	0	0	0
Services	431,364	500,000	500,000
Public Aid Assistance	0	0	0
Capital Outlay	0	0	0
Other Charges	0	0	0
Grants	1,969,209	2,005,000	2,005,000
<b>Total Expenditures</b>	<b>\$2,400,573</b>	<b>\$2,505,000</b>	<b>\$2,505,000</b>
<b>Budgeted Positions (Full-Time Equivalents)</b>	<b>0</b>	<b>0</b>	<b>0</b>

**Budget Commentary**

The other financing consists of transfers to other funds for the following: debt service (\$25.9 million), optional debt pre-payment (\$5.0 million), additional library hours (\$2.5 million), youth sports program (\$2.5 million) and use of fund balance (\$0.9 million).

**Mission**

*To provide for principal and interest payments on general obligation bonds issued for building projects and equipment acquisition; to provide for principal and interest payments on sales tax revenue bonds; and to provide for lease payments on certificates of participation.*

**Department Description:**


Monies budgeted in this program pay the annual principal and interest on the county's general obligation bonds, sales tax revenue bonds and any lease/purchase agreements that may exist. Payment schedules are established by board resolution at the time of the bond sale or upon approval of the lease/purchase agreement. This program is accounted for in the Debt Retirement (70) and the Ballpark Debt Retirement (79) Funds.

<b>Revenue and Expenditure Information</b>	<b>2019 Actual</b>	<b>2020 Budget</b>	<b>2021 Budget</b>
Budgeted Property Tax Requirement*	\$90,400,000	\$90,400,000	\$90,400,000
Other Taxes	9,286	0	0
Federal	2,140,518	1,252,552	1,252,552
State	32,959	0	0
Local	10,380,900	6,422,919	12,031,119
Investment Earnings	210,586	0	0
Fees for Services	0	0	0
Fines and Forfeitures	0	0	0
Licenses and Permits	0	0	0
Other Revenue	-2	5,404,650	0
Other Financing	32,762,520	59,569,168	60,493,695
<b>Total Revenues</b>	<b>\$135,936,766</b>	<b>\$163,049,289</b>	<b>\$164,177,366</b>
Personnel Services	\$0	\$0	\$0
Commodities	0	0	0
Services	1,256,689	900,000	1,400,000
Public Aid Assistance	0	0	0
Capital Outlay	0	0	0
Other Charges	129,810,954	162,149,289	162,777,366
Grants	0	0	0
<b>Total Expenditures</b>	<b>\$131,067,642</b>	<b>\$163,049,289</b>	<b>\$164,177,366</b>
<b>Budgeted Positions (Full-Time Equivalents)</b>	<b>0</b>	<b>0</b>	<b>0</b>

\* Reflects the adjusted property tax requirement budget, not actual property tax collections.

**Major Program: Capital Improvement Program**

Countywide Capital Projects



**Program Description:**

The capital budget provides resources that fund county building, facility modification and transportation construction projects during the budget year. Capital projects contained within the budget are often implemented in multiple years; requiring funding in preceding and/or succeeding years due to their magnitude and construction scheduling. Proposed capital projects are reviewed by citizen representatives serving on the Capital Budgeting Task Force (CBTF) as well as County Administration. Program needs, operating cost implications, revenues and expenditures are reviewed in order to develop a five-year Capital Improvement Program (CIP) that provides for the sound financial planning of future infrastructure needs of the county. The program is reassessed annually as new conditions and circumstances arise.

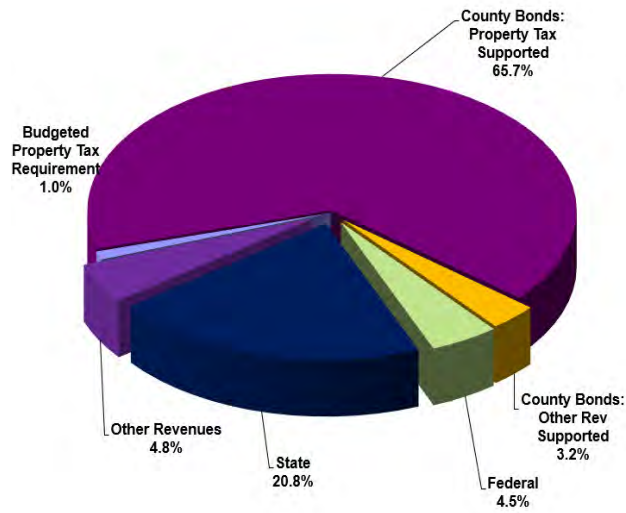
FOR SPECIFIC DETAILS REGARDING THE CAPITAL BUDGET AND EACH PROJECT, REFER TO THE 2021 CAPITAL BUDGET AND 2021 - 2025 CAPITAL IMPROVEMENT PROGRAM which is available on the County's internet site.

Revenue and Expenditure Information	2019 Actual	2020 Budget	2021 Budget
Budgeted Property Tax Requirement*	\$3,865,000	\$3,004,000	\$1,875,000
Other Taxes	47,407	0	0
Federal	7,901,264	20,249,000	8,620,900
State	44,471,823	29,387,000	39,552,861
Local	12,326,828	10,267,156	2,970,000
Investment Earnings	4,136,563	0	0
Fees for Services	0	0	0
Fines and Forfeitures	0	0	0
Licenses and Permits	0	0	0
Other Revenue	6,000,476	174,000	4,543,380
Other Financing	322,508,793	398,290,664	132,163,319
<b>Total Revenues</b>	<b>\$401,258,154</b>	<b>\$461,371,820</b>	<b>\$189,725,460</b>
Personnel Services			
Commodities	18,511,185	0	0
Services	17,220,270	0	0
Public Aid Assistance	0	0	0
Capital Outlay	148,488,960	461,371,820	189,725,460
Other Charges	162,603,764	0	0
Grants	0	0	0
<b>Total Expenditures</b>	<b>\$346,824,179</b>	<b>\$461,371,820</b>	<b>\$189,725,460</b>
<b>Budgeted Positions (Full-Time Equivalents)</b>	<b>0</b>	<b>0</b>	<b>0</b>

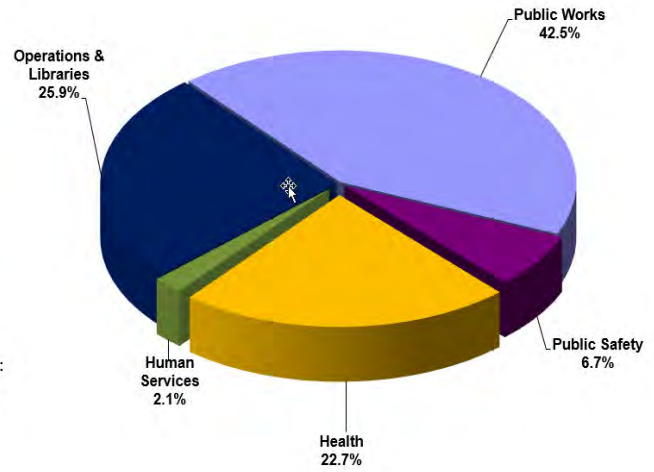
\* Reflects the adjusted property tax requirement budget, not actual property tax collected.

**Revenue and Expenditure Comparison**

**2021 Revenue**



**2021 Expenditures**



<b>Department Expenditure Summary:</b>	<b>2019 Actual</b>	<b>2020 Budget</b>	<b>2021 Budget</b>
Countywide Capital Projects	346,824,179	461,371,820	189,725,460
<b>Total Expenditures</b>	<b>\$346,824,179</b>	<b>\$461,371,820</b>	<b>\$189,725,460</b>

<b>Budgeted Positions:</b>	<b>2019 Actual</b>	<b>2020 Budget</b>	<b>2021 Budget</b>
Countywide Capital Projects	0	0	0
<b>Budgeted Positions (Full-Time Equivalents)</b>	<b>0</b>	<b>0</b>	<b>0</b>

**Revenue Summary:**

The capital budget for 2021 (excluding debt retirement, which is discussed in the Debt Retirement section of Operations) is \$189.7 million. This represents a decrease of \$271.6 million or 58.9 percent compared to the adjusted 2020 budget of \$461.4 million. The largest component of this decrease is related to the county's share of funding for the HC Southwest Light Rail Transit project. The county's share of this \$2 billion investment is \$592 million. Project construction is approximately 25% complete as of December 31, 2020. Revenue detail for this project is noted below for years 2020 and 2021 (see the capital budget and capital improvement program for additional project detail).

**Other Financing** - comprises the largest component of the annual capital budget and is mostly general obligation (GO) bonding, which supports countywide initiatives, or transportation sales & use tax collections, which support Transportation Sales Tax & Development program projects. Both categories contain significant reductions between the 2020 and 2021 budgets due to the budget schedule for the HC Southwest Light Rail Transit project which was mostly funded as of 2020, and explains the significant decrease in the 2021 budget:

<b>Southwest LRT funding sources:</b>	<b>2020 Budget</b>	<b>2021 Budget</b>	<b>YoY Change</b>
Bonds - GO (Transpo Sales Tax funded)	\$160,924,000	\$0	(\$160,924,000)
<u>Transportation Sales &amp; Use Taxes</u>	<u>116,615,664</u>	<u>1,191,449</u>	<u>(115,442,215)</u>
<b>Total</b>	<b>\$277,539,664</b>	<b>\$1,191,449</b>	<b>(\$276,348,215)</b>

For 2021, general obligation bonding supported with property tax collections is budgeted at \$120.6 million which is an increase of \$13.4 million from the \$107.2 million budgeted in 2020. The issuance of general obligation debt supports capital investments across all county programs and is the main funding source in the 2021 capital budget.

**Intergovernmental (federal, state and local) revenues** of \$51.2 million are included in the 2021 capital budget, which is down slightly from the 2020 level of \$59.9 million. The variance between federal, state and local revenues is almost exclusively related to road and bridge construction projects where the funding formulas vary based on the class of road or bridge being reconstructed as well as the construction schedule of given projects.

**Budgeted Property Tax Requirement** - The 2021 capital budget includes \$1.9 million in property tax funding which is \$1.1 million less than the \$3.0 million budgeted in 2020. Property Taxes are utilized in the capital budget only as a funding source of last resort- typically for preliminary capital project planning or studies that would not be eligible for any other type of funding source.

**Expenditure Summary:**

<b>Expenditure Area</b>	<b>2021 Budget</b>	<b>2022 Plan</b>	<b>2023 Plan</b>	<b>2024 Plan</b>	<b>2025 Plan</b>	<b>2021-2025 CIP</b>
Public Works	80,713,460	95,210,000	130,598,000	116,300,000	140,585,000	563,406,460
Public Safety	12,765,000	14,265,000	5,995,000	4,465,000	2,200,000	39,690,000
Health	43,150,000	36,605,000	42,200,000	10,500,000	10,500,000	142,955,000
Human Services	4,000,000	0	0	0	0	4,000,000
Operations & Libraries	<u>49,097,000</u>	<u>92,562,000</u>	<u>81,368,000</u>	<u>38,205,000</u>	<u>31,065,000</u>	<u>292,297,000</u>
<b>Total</b>	<b>189,725,460</b>	<b>238,642,000</b>	<b>260,161,000</b>	<b>169,470,000</b>	<b>184,350,000</b>	<b>1,042,348,460</b>

Role of the Capital Budgeting Task Force

Since 1973, the county has considered the recommendations of an appointed eleven member citizen board, referred to as the Capital Budgeting Task Force (CBTF), prior to the adoption of its annual capital budget and five-year capital improvement program. Specifically, the CBTF is responsible for reviewing, prioritizing and making recommendations to the County Board regarding the capital projects requested by county departments. The CBTF's annual report to the County Board is contained within the 2021 CAPITAL BUDGET AND 2021 - 2025 CAPITAL IMPROVEMENT PROGRAM which is available on the County's internet site.

**Major Program: Internal Service Funds**

- Fleet Services
- Energy Center
- Employee Health Plan Self Insurance
- Information Technology Internal Services
- Self Insurance
- Other Employee Benefits

**Program Description:**

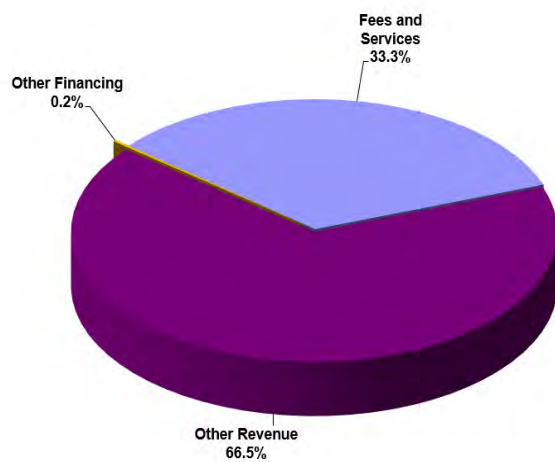
Internal service funds are used to account for the financing of goods or services provided by one department or agency to other departments or agencies of the government or to other governmental units, on a cost-reimbursement basis.

Revenue and Expenditure Information	2019 Actual	2020 Budget	2021 Budget
Budgeted Property Tax Requirement*	\$0	\$0	\$0
Other Taxes	0	0	0
Federal	0	1,089,172	0
State	0	0	0
Local	0	0	0
Investment Earnings	948,628	0	0
Fees for Services	99,179,555	104,576,543	106,551,763
Fines and Forfeitures	0	0	0
Licenses and Permits	0	0	0
Other Revenue	156,218,633	222,978,700	212,595,720
Other Financing	2,024,031	700,000	700,000
<b>Total Revenues</b>	<b>\$258,370,847</b>	<b>\$329,344,415</b>	<b>\$319,847,483</b>
Personnel Services	\$62,029,602	\$101,473,871	\$92,961,100
Commodities	9,591,960	15,731,017	14,848,457
Services	34,724,920	49,392,125	49,422,323
Public Aid Assistance	0	0	0
Capital Outlay	0	0	0
Other Charges	131,482,129	162,747,402	162,615,603
Grants	0	0	0
<b>Total Expenditures</b>	<b>\$237,828,611</b>	<b>\$329,344,415</b>	<b>\$319,847,483</b>
<b>Budgeted Positions (Full-Time Equivalents)</b>	<b>416.4</b>	<b>418.4</b>	<b>424.4</b>

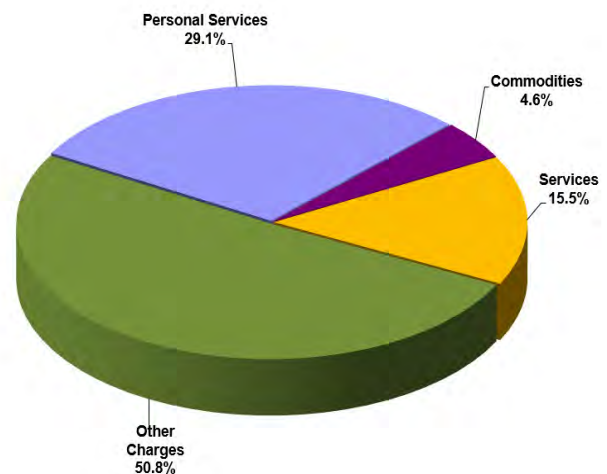


Revenue and Expenditure Comparison

2021 Revenue



2021 Expenditures



Department Expenditure Summary:	2019 Actual	2020 Budget	2021 Budget
Fleet Services	15,885,319	18,644,375	18,593,817
Energy Center	8,822,134	10,362,248	10,145,955
Employee Health Plan Self Insurance	118,868,759	150,558,995	150,679,855
Information Technology Internal Services	78,074,564	101,562,562	102,261,878
Self Insurance	7,311,241	12,716,235	13,165,978
Other Employee Benefits	8,866,593	35,500,000	25,000,000
<b>Total Expenditures</b>	<b>\$237,828,610</b>	<b>\$329,344,415</b>	<b>\$319,847,483</b>

Budgeted Positions:	2019 Actual	2020 Budget	2021 Budget
Fleet Services	28.0	28.0	28.0
Energy Center	1.0	1.0	1.0
Employee Health Plan Self Insurance	6.0	6.0	6.0
Information Technology Internal Services	375.4	376.4	381.4
Self Insurance	6.0	7.0	8.0
Other Employee Benefits	0	0	0
<b>Budgeted Positions (Full-Time Equivalents)</b>	<b>416.4</b>	<b>418.4</b>	<b>424.4</b>

**Mission**

To provide appropriate, economical, reliable, safe and environmentally responsible vehicles and equipment to all county departments.

**Department Description:**

Fleet Services provides centralized fleet services to all Hennepin County departments through a comprehensive program.

- Acquisition/Disposal
- Fuel and Maintenance
- Accident Reporting
- Motor Pool
- Vehicle and Driver Safety

<b>Revenue and Expenditure Information</b>	<b>2019 Actual</b>	<b>2020 Budget</b>	<b>2021 Budget</b>
Budgeted Property Tax Requirement	\$0	\$0	\$0
Other Taxes	0	0	0
Federal	0	11,694	0
State	0	0	0
Local	0	0	0
Investment Earnings	0	0	0
Fees for Services	87,115	55,000	55,000
Fines and Forfeitures	0	0	0
Licenses and Permits	0	0	0
Other Revenue	18,143,392	17,877,681	17,838,817
Other Financing	1,961,220	700,000	700,000
<b>Total Revenues</b>	<b>\$20,191,727</b>	<b>\$18,644,375</b>	<b>\$18,593,817</b>
Personnel Services	\$2,473,607	\$2,946,981	\$3,087,477
Commodities	3,304,444	3,885,900	3,428,000
Services	2,170,501	2,724,300	3,182,955
Public Aid Assistance	0	0	0
Capital Outlay	0	0	0
Other Charges	7,936,767	9,087,194	8,895,385
Grants	0	0	0
<b>Total Expenditures</b>	<b>\$15,885,319</b>	<b>\$18,644,375</b>	<b>\$18,593,817</b>
<b>Budgeted Positions (Full-Time Equivalents)</b>	<b>28.0</b>	<b>28.0</b>	<b>28.0</b>

**Mission**

Supply reliable and economical heating and cooling utilities, and operate the plant in a safe and environmentally sound manner.

**Department Description:**

The Hennepin County Energy Center supplies steam, chilled water, electrical distribution and other utilities to county and private sector customers. The Energy Center sets operating policies and procedures, manages contracts, sets rates, meets regulatory requirements and manages maintenance and capital projects.

Goals: Supply reliable, economical heating and cooling utilities; and operate the plan in a safe and environmentally sound manner.

<b>Revenue and Expenditure Information</b>	<b>2019 Actual</b>	<b>2020 Budget</b>	<b>2021 Budget</b>
Budgeted Property Tax Requirement	\$0	\$0	\$0
Other Taxes	0	0	0
Federal	0	0	0
State	0	0	0
Local	0	0	0
Investment Earnings	0	0	0
Fees for Services	9,414,655	10,748,726	10,145,955
Fines and Forfeitures	0	0	0
Licenses and Permits	0	0	0
Other Revenue	2,150	-386,478	0
Other Financing	0	0	0
<b>Total Revenues</b>	<b>\$9,416,805</b>	<b>\$10,362,248</b>	<b>\$10,145,955</b>
Personnel Services	\$136,861	\$142,842	\$142,810
Commodities	3,994,151	4,773,840	4,829,047
Services	2,480,830	2,780,282	2,887,856
Public Aid Assistance	0	0	0
Capital Outlay	0	0	0
Other Charges	2,210,292	2,665,284	2,286,242
Grants	0	0	0
<b>Total Expenditures</b>	<b>\$8,822,134</b>	<b>\$10,362,248</b>	<b>\$10,145,955</b>
<b>Budgeted Positions (Full-Time Equivalents)</b>	<b>1.0</b>	<b>1.0</b>	<b>1.0</b>

**Mission**

The Employee Health Plan Self Insurance Fund is to enhance and maintain the wellness of the Hennepin County employees and dependents and retirees while supporting the mission and vision of Hennepin County.

**Department Description:**

This department is an internal service fund that accounts for the county's employee health plan and the HealthWorks programs.

Employee Health Plan Self Insurance records premium revenue and claims expense.

HealthWorks connects employees, their dependents, and retirees with wellness programs and services to help them maintain or improve their health.

<b>Revenue and Expenditure Information</b>	<b>2019 Actual</b>	<b>2020 Budget</b>	<b>2021 Budget</b>
Budgeted Property Tax Requirement	\$0	\$0	\$0
Other Taxes	0	0	0
Federal	0	0	0
State	0	0	0
Local	0	0	0
Investment Earnings	948,628	0	0
Fees for Services	6,795,012	15,463,659	17,500,000
Fines and Forfeitures	0	0	0
Licenses and Permits	0	0	0
Other Revenue	110,409,697	135,095,336	133,179,855
Other Financing	0	0	0
<b>Total Revenues</b>	<b>\$118,153,337</b>	<b>\$150,558,995</b>	<b>\$150,679,855</b>
Personnel Services	\$514,964	\$572,439	\$622,771
Commodities	23,456	12,000	25,000
Services	8,359,867	12,942,420	10,674,084
Public Aid Assistance	0	0	0
Capital Outlay	0	0	0
Other Charges	109,970,472	137,032,136	139,358,000
Grants	0	0	0
<b>Total Expenditures</b>	<b>\$118,868,759</b>	<b>\$150,558,995</b>	<b>\$150,679,855</b>
<b>Budgeted Positions (Full-Time Equivalents)</b>	<b>6.0</b>	<b>6.0</b>	<b>6.0</b>

**Mission**

To leverage technology that improves residents' lives.

**Department Description:**

Information Technology Internal Services infrastructure and technology services are critical elements in providing effective and efficient services throughout the county. To keep pace with the changing county needs within the current technology environment, central information technology provides business value throughout the county by:

- Helping customers utilize web, cloud, and technology service providers to meet their business objectives.
- Creating an environment that is secure and recoverable from other technology related disasters.
- Supporting the workforce with increasingly mobile, secure access that is available at the times staff require to perform their jobs.
- Providing customers with collaboration and data management tools.

Revenue and Expenditure Information	2019 Actual	2020 Budget	2021 Budget
Budgeted Property Tax Requirement	\$0	\$0	\$0
Other Taxes	0	0	0
Federal	0	1,002,101	0
State	0	0	0
Local	0	0	0
Investment Earnings	0	0	0
Fees for Services	82,882,773	78,309,158	78,850,808
Fines and Forfeitures	0	0	0
Licenses and Permits	0	0	0
Other Revenue	10,023,934	22,251,303	23,411,070
Other Financing	62,811	0	0
<b>Total Revenues</b>	<b>\$92,969,518</b>	<b>\$101,562,562</b>	<b>\$102,261,878</b>
Personnel Services	\$44,033,328	\$50,954,851	\$52,257,392
Commodities	2,257,409	7,052,777	6,550,910
Services	21,152,088	30,014,023	31,730,300
Public Aid Assistance	0	0	0
Capital Outlay	0	0	0
Other Charges	10,631,739	13,540,911	11,723,276
Grants	0	0	0
<b>Total Expenditures</b>	<b>\$78,074,564</b>	<b>\$101,562,562</b>	<b>\$102,261,878</b>
<b>Budgeted Positions (Full-Time Equivalents)</b>	<b>375.4</b>	<b>376.4</b>	<b>381.4</b>

Note: In 2021, Information Technology Central Services (fund 60) was merged into Information Technology Internal Services (fund 62). 2019 actuals and the 2020 budget were adjusted for year over year comparative purposes.

**Mission**

To report and account for the assets and liabilities related to the county's self-insurance programs for workers' compensation, tort liabilities, and property insurance risks.

**Department Description:**

The Self Insurance internal service fund is used to account for assets and estimated liabilities related to the county's self-insurance programs for workers' compensation, tort liabilities, and property insurance risks. The workers' compensation program is funded by annual charges to county departments. The costs of the Workers' Compensation Claims Administration staff in the County Attorney's Office are accounted for in this fund. The fund also accounts for estimated tort liabilities and holds cash reserves related to the large deductible property insurance program for the county's buildings and equipment.

<b>Revenue and Expenditure Information</b>	<b>2019 Actual</b>	<b>2020 Budget</b>	<b>2021 Budget</b>
Budgeted Property Tax Requirement	\$0	\$0	\$0
Other Taxes	0	0	0
Federal	0	75,377	0
State	0	0	0
Local	0	0	0
Investment Earnings	0	0	0
Fees for Services	0	0	0
Fines and Forfeitures	0	0	0
Licenses and Permits	0	0	0
Other Revenue	8,772,865	12,640,858	13,165,978
Other Financing	0	0	0
<b>Total Revenues</b>	<b>\$8,772,865</b>	<b>\$12,716,235</b>	<b>\$13,165,978</b>
Personnel Services	\$6,004,248	\$11,356,758	\$11,850,650
Commodities	12,499	6,500	15,500
Services	561,634	931,100	947,128
Public Aid Assistance	0	0	0
Capital Outlay	0	0	0
Other Charges	732,860	421,877	352,700
Grants	0	0	0
<b>Total Expenditures</b>	<b>\$7,311,241</b>	<b>\$12,716,235</b>	<b>\$13,165,978</b>
<b>Budgeted Positions (Full-Time Equivalents)</b>	<b>6.0</b>	<b>7.0</b>	<b>8.0</b>

**Other Employee Benefits**  
**Internal Service Funds**

**2021 BUDGET**  
**Adopted Budget**

**Mission**

The Other Employee Benefits Fund is used to account for the cost of compensated absences along with the cost of other pose employment benefits obligations for governmental funds.

**Department Description:**

The Other Employee Benefits department is an internal service fund which is used to account for the cost and liquidation of compensated absences along with post employment healthcare benefits relating to governmental funds on a cost-reimbursement.

<b>Revenue and Expenditure Information</b>	<b>2019 Actual</b>	<b>2020 Budget</b>	<b>2021 Budget</b>
Budgeted Property Tax Requirement	\$0	\$0	\$0
Other Taxes	0	0	0
Federal	0	0	0
State	0	0	0
Local	0	0	0
Investment Earnings	0	0	0
Fees for Services	0	0	0
Fines and Forfeitures	0	0	0
Licenses and Permits	0	0	0
Other Revenue	8,866,593	35,500,000	25,000,000
Other Financing	0	0	0
<b>Total Revenues</b>	<b>\$8,866,593</b>	<b>\$35,500,000</b>	<b>\$25,000,000</b>
Personnel Services	\$8,866,593	\$35,500,000	\$25,000,000
Commodities	0	0	0
Services	0	0	0
Public Aid Assistance	0	0	0
Capital Outlay	0	0	0
Other Charges	0	0	0
Grants	0	0	0
<b>Total Expenditures</b>	<b>\$8,866,593</b>	<b>\$35,500,000</b>	<b>\$25,000,000</b>
<b>Budgeted Positions (Full-Time Equivalents)</b>	<b>0</b>	<b>0</b>	<b>0</b>

# Mission

The mission of Hennepin County is to enhance the health, safety and quality of life of our residents and communities in a respectful, efficient and fiscally responsible way.

For additional budget information visit:  
[www.hennepin.us/budgets](http://www.hennepin.us/budgets)



This material can be provided in alternative forms. For further information, please call 612-348-5125.

Hennepin County does not discriminate and provides equal access to employment, programs and services without regard to race, color, creed, religion, age, sex (except when sex is a bona fide occupational qualification), disability, marital status, sexual orientation, public assistance status, socio-economic status, education, ethnicity and/or national origin. If you believe you have been discriminated against, contact the Human Resources Department, A-400 Government Center, 300 S. Sixth St., Minneapolis, MN 55487, or call 612-348-2163. (9/09)