

# Consulting Services Program Report

1/1/2020 through 12/31/2020

HENNEPIN COUNTY  
MINNESOTA

## Memo

**To:** Board of commissioners

**From:** Dan Nickols, Program Manager

**Date:** March 1, 2021

**Re:** Consulting Services Program quarterly report – 1/1/2020 through 12/31/2020

---

Attached is the 4<sup>th</sup> quarter report for the Consulting Services Program. The reporting format has been updated to reflect some changes to the program and current reporting needs.

### Q4 Report highlights include:

- Total program expenditures were \$7,624,653
- Total dollars directed to SBE firms were \$1,869,502 (24%)
- Total dollars directed to ESBE firms were \$1,281,713 (17%)
- 267 firms have a master agreement in the program
- 124 firms received work under the program
  - 34 were SBE firms
  - 29 were ESBE firms

The [Consulting Services Program](#) provides professional service consultants in various technical fields (e.g. architecture, engineering, environment) an opportunity to be listed on a roster to provide services to county departments through a master agreement.

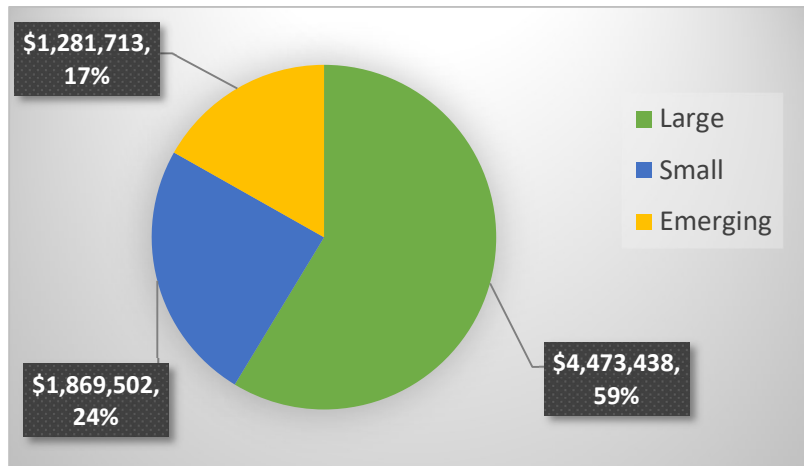
### Program goals include:

- Creating a transparent contracting process
- Encouraging greater use of emerging and small business enterprises
- Reducing disparities in contracting

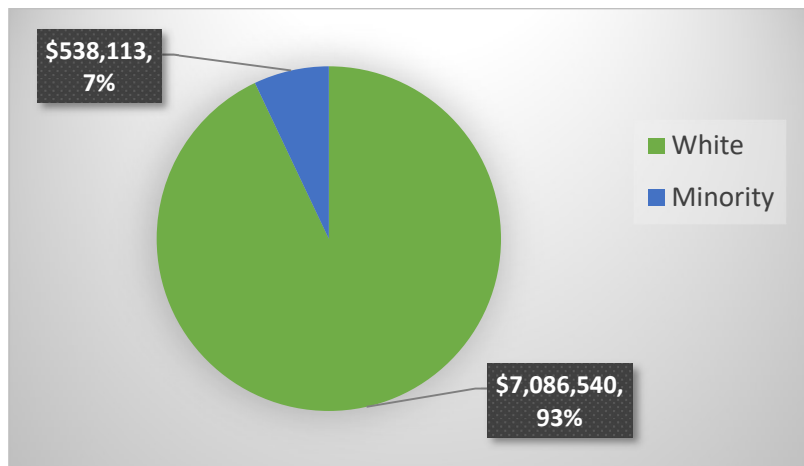
## Total program spending

<b>Firm description</b>	<b># firms used</b>	<b># firms available</b>	<b>Amount paid</b>
Large white male	59	123	\$4,440,402
Large white female	1	5	\$19,595
Large minority male	1	2	\$13,441
Large minority female	0	0	\$0
Small white male	22	31	\$1,074,934
Small white female	9	18	\$716,116
Small minority male	3	7	\$78,452
Small minority female	0	2	\$0
Emerging white male	15	34	\$573,660
Emerging white female	7	25	\$261,833
Emerging minority male	6	14	\$399,060
Emerging minority female	1	6	\$47,160
<b>Totals</b>	<b>124</b>	<b>267</b>	<b>\$7,624,653</b>

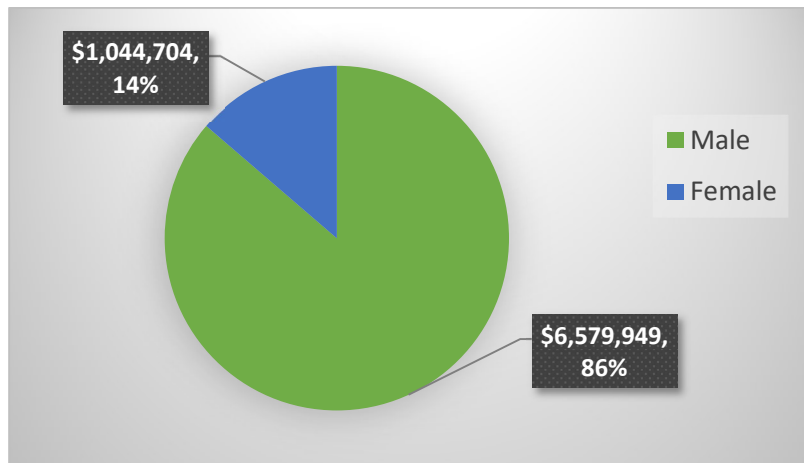
### Total spending (\$7,624,653) by firm size



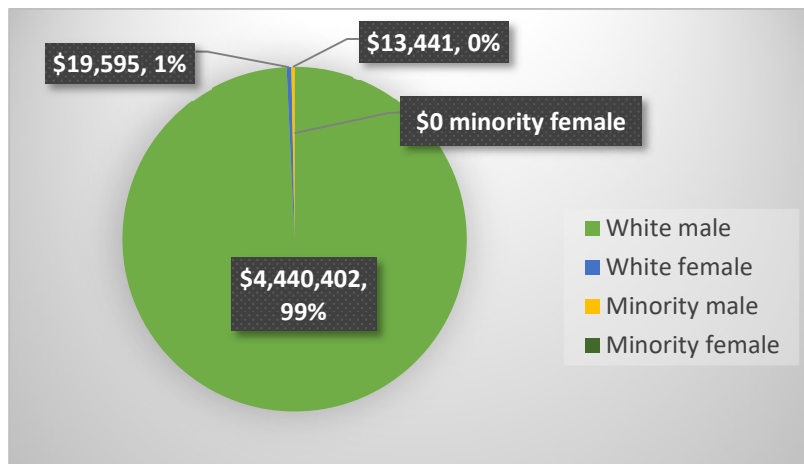
### Spending by race of firm owner



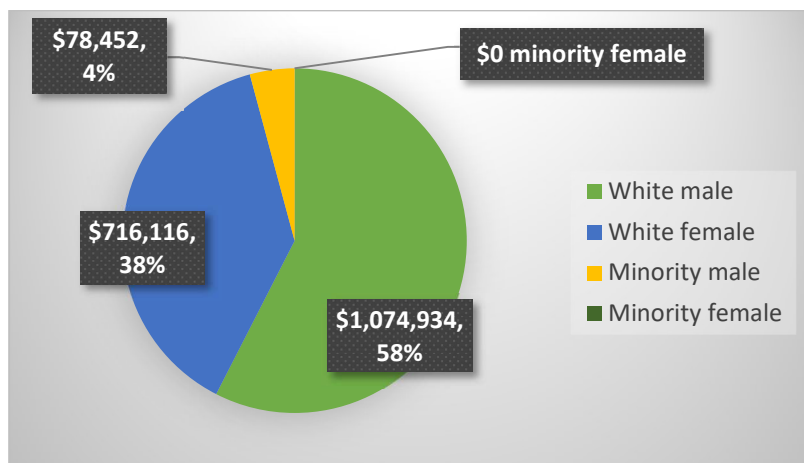
### Spending by gender of firm owner



### Large firm – spending by race & gender



### Small firm – spending by race & gender



### Emerging firm – spending by race & gender

