

Consulting Services Program Report 1/1/2023 through 3/31/2023

HENNEPIN COUNTY MINNESOTA

Memo

From: Dan Nickols, Program Manager

Date: May 19, 2023

Re: Consulting Services Program report – January 1 through March 31, 2023

Attached is the 2023 1st quarter report for the [Consulting Services Program](#). This report includes payments to sub-consultants where a SMBE or SBE goal has been established for projects in excess of \$100,000.

Q1 Report highlights include:

- Total program expenditures were \$2,892,379
- Total dollars directed to SBE firms were \$1,420,164 (49%)
- Total dollars directed to ESBE firms were \$663,156 (23%)
- 310 firms have a principal agreement in the program
- 84 firms received work under the program
 - 19 were SBE firms
 - 32 were ESBE firms
- Through establishment of SMBE/SBE goals on work orders more than \$100,000:
 - SBE utilization increased from 54% to 72%
 - WBE utilization increased from 4% to 7%
 - MBE utilization increased from 15% to 25%

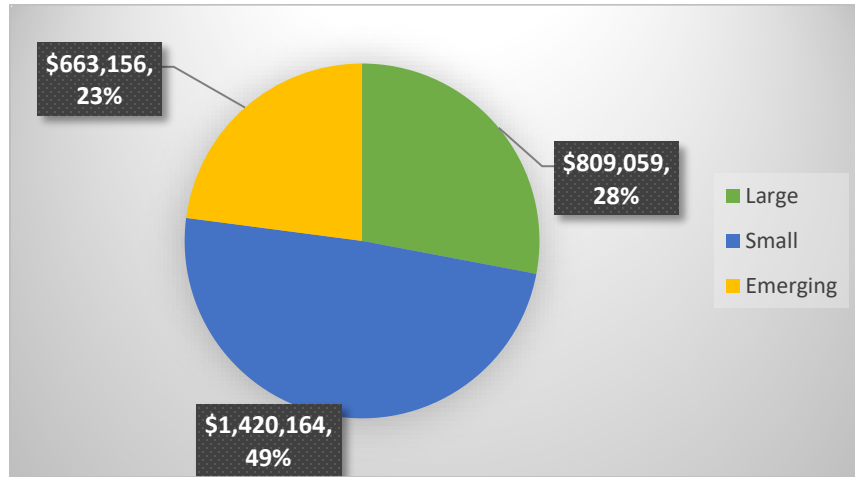
Program goals include:

- Creating a transparent contracting process
- Encouraging greater use of emerging and small business enterprises
- Reducing disparities in contracting

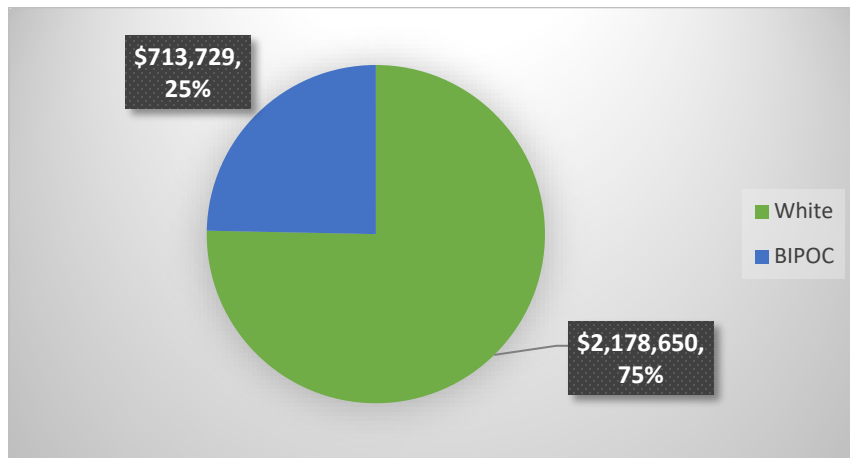
Total program spend (including payments to subconsultants on projects with SDBE/SBE goals)

| Firm description | # firms used | # firms available | Amount paid |
|--------------------------|---------------------|--------------------------|--------------------|
| Large white male | 33 | 143 | \$809,059 |
| Large white female | 0 | 4 | \$0 |
| Large minority male | 0 | 6 | \$0 |
| Large minority female | 0 | 5 | \$0 |
| Small white male | 12 | 33 | \$1,002,690 |
| Small white female | 3 | 18 | \$48,848 |
| Small minority male | 4 | 10 | \$347,396 |
| Small minority female | 0 | 3 | \$21,230 |
| Emerging white male | 12 | 31 | \$227,288 |
| Emerging white female | 8 | 27 | \$90,765 |
| Emerging minority male | 10 | 19 | \$297,301 |
| Emerging minority female | 2 | 11 | \$47,802 |
| Totals | 84 | 310 | \$2,892,379 |

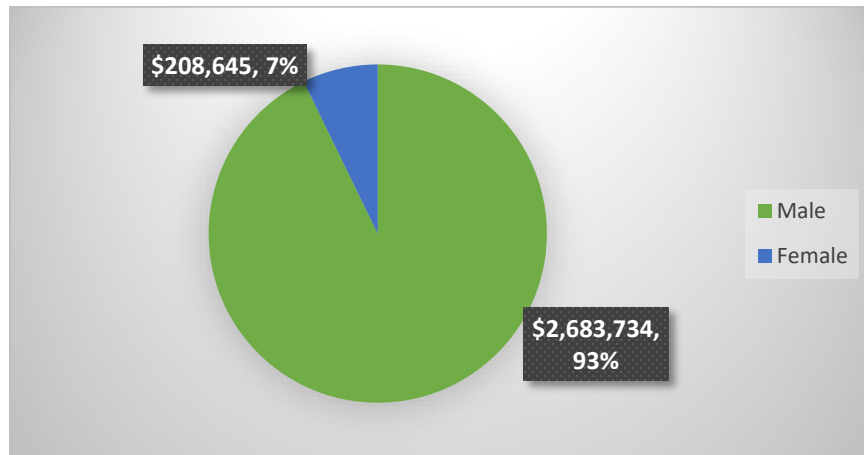
Total spending (\$2,892,379) by firm size



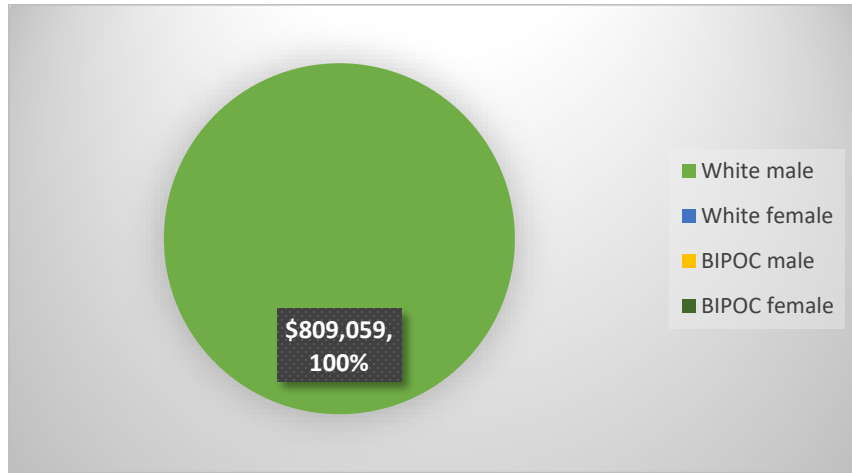
Spending by race of firm owner



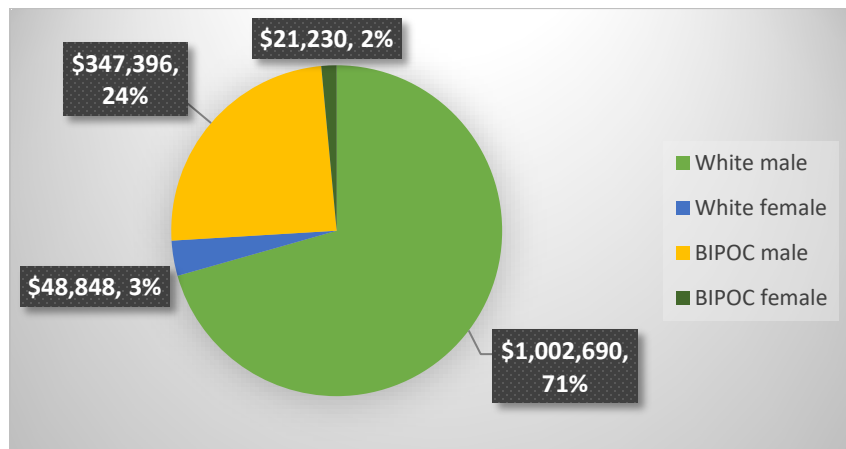
Spending by gender of firm owner



Large firm – spending by race & gender



Small firm – spending by race & gender



Emerging firm – spending by race & gender

