

Consulting Services Program Report

1/1/2022 through 6/30/2022

HENNEPIN COUNTY
MINNESOTA

Memo

From: Dan Nickols, Program Manager

Date: July 29, 2022

Re: Consulting Services Program quarterly report – January 1 through June 30, 2022

Attached is the 2nd quarter report for the Consulting Services Program.

Q1 Report highlights include:

- Total program expenditures were \$4,265,985
- Total dollars directed to SBE firms were \$692,553 (16.2%)
- Total dollars directed to ESBE firms were \$942,271 (22.1%)
- 311 firms have a principal agreement in the program
- 91 firms received work under the program
 - 25 were SBE firms
 - 28 were ESBE firms

The [Consulting Services Program](#) provides professional service consultants in various technical fields (e.g. architecture, engineering, environmental) an opportunity to be listed on a roster to provide services to county departments through a principal agreement.

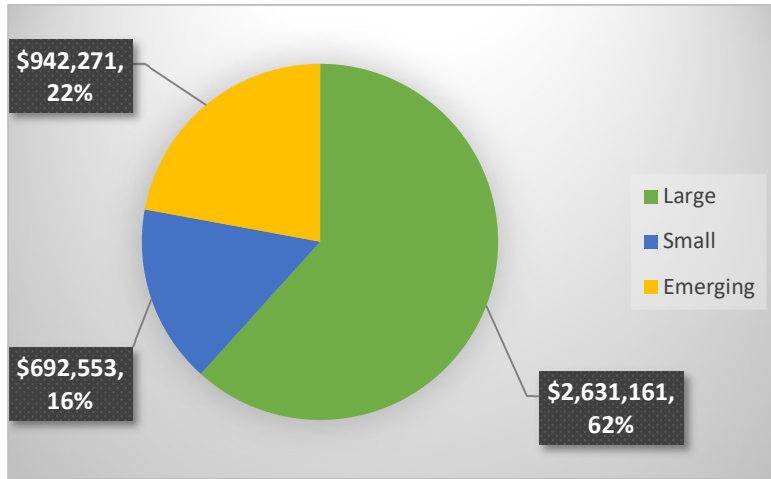
Program goals include:

- Creating a transparent contracting process
- Encouraging greater use of emerging and small business enterprises
- Reducing disparities in contracting

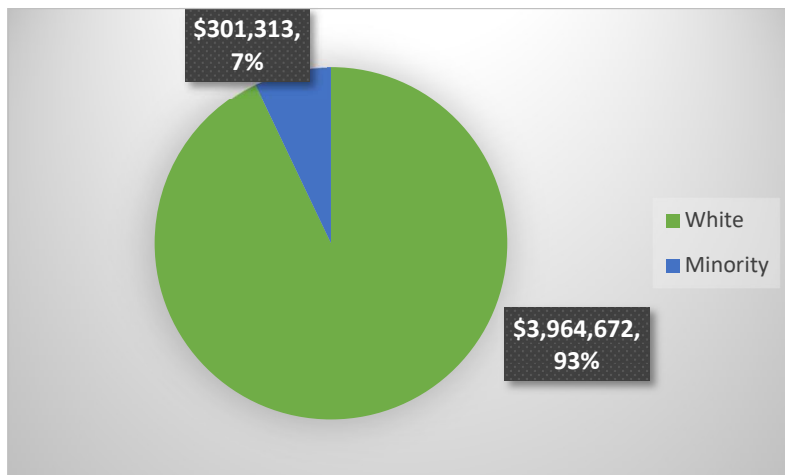
Total program spending

Firm description	# firms used	# firms available	Amount paid
Large white male	37	143	\$2,602,282
Large white female	0	5	\$0
Large minority male	1	8	\$28,879
Large minority female	0	5	\$0
Small white male	17	35	\$532,025
Small white female	6	18	\$130,226
Small minority male	2	9	\$30,302
Small minority female	0	3	\$0
Emerging white male	10	29	\$289,395
Emerging white female	10	26	\$410,744
Emerging minority male	7	19	\$184,686
Emerging minority female	1	12	\$57,446
Totals	91	311	\$4,265,985

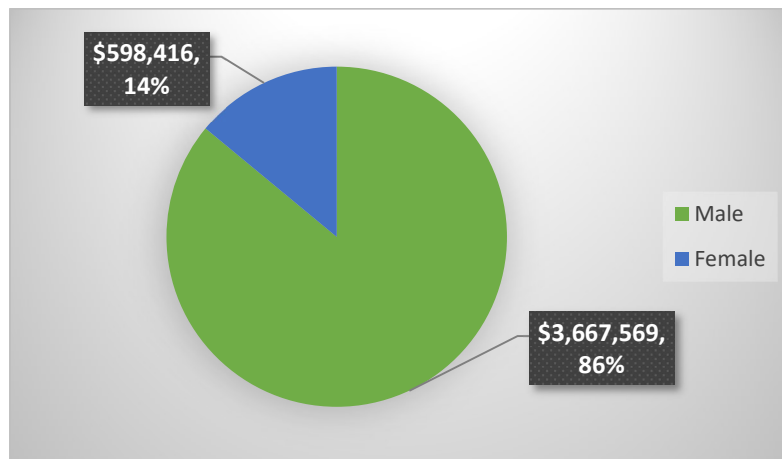
Total spending (\$4,265,985) by firm size



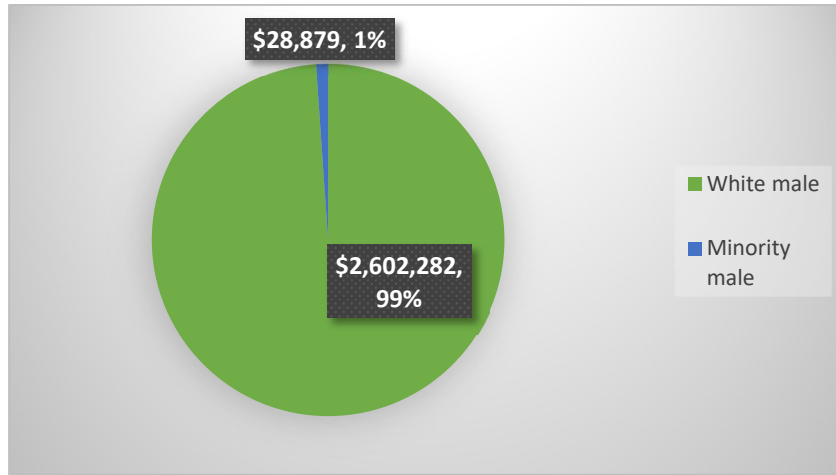
Spending by race of firm owner



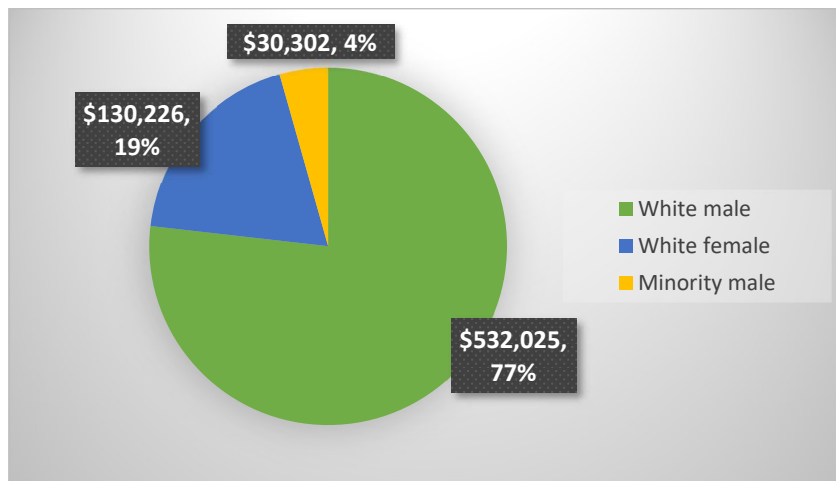
Spending by gender of firm owner



Large firm – spending by race & gender



Small firm – spending by race & gender



Emerging firm – spending by race & gender

