

# Consulting Services Program Report

1/1/2021 through 3/31/2021

HENNEPIN COUNTY  
MINNESOTA

## Memo

**To:** Board of commissioners

**From:** Dan Nickols, Program Manager

**Date:** April 19, 2021

**Re:** Consulting Services Program quarterly report – January 1 through March 31, 2021

---

Attached is the 1<sup>st</sup> quarter report for the Consulting Services Program.

### Q4 Report highlights include:

- Total program expenditures were \$1,445,717
- Total dollars directed to SBE firms were \$453,711 (31%)
- Total dollars directed to ESBE firms were \$260,282 (18%)
- 267 firms have a principal agreement in the program
- 68 firms received work under the program
  - 16 were SBE firms
  - 19 were ESBE firms

The [Consulting Services Program](#) provides professional service consultants in various technical fields (e.g. architecture, engineering, environmental) an opportunity to be listed on a roster to provide services to county departments through a principal agreement.

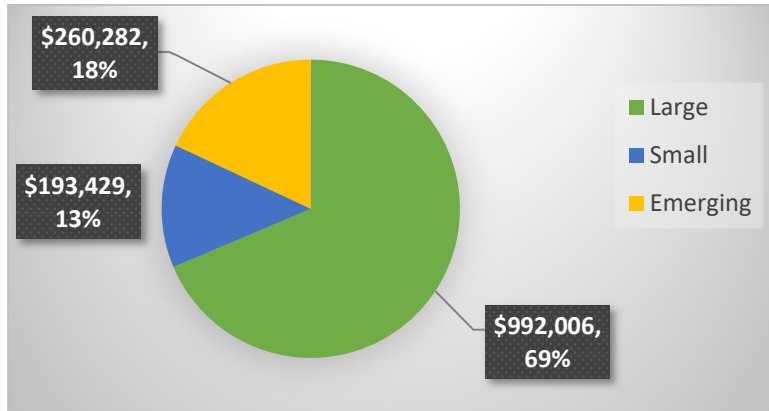
### Program goals include:

- Creating a transparent contracting process
- Encouraging greater use of emerging and small business enterprises
- Reducing disparities in contracting

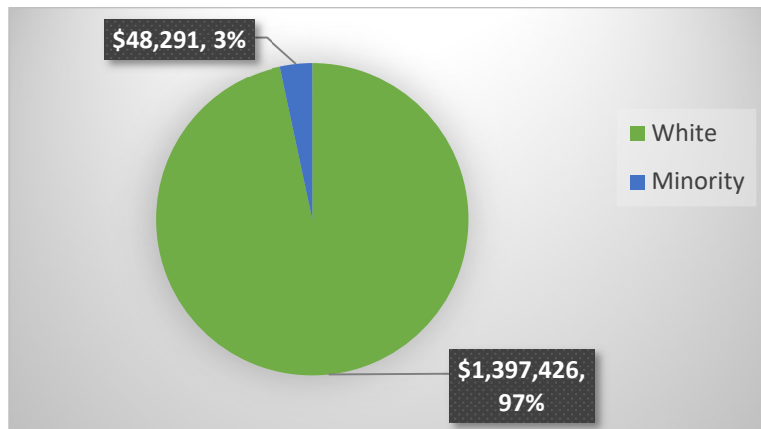
## Total program spending

<b>Firm description</b>	<b># firms used</b>	<b># firms available</b>	<b>Amount paid</b>
Large white male	32	122	\$988,348
Large white female	0	5	\$0
Large minority male	1	2	\$3,658
Large minority female	0	0	\$0
Small white male	11	31	\$104,262
Small white female	4	17	\$83,649
Small minority male	1	7	\$5,518
Small minority female	0	2	\$0
Emerging white male	8	33	\$135,213
Emerging white female	8	25	\$85,954
Emerging minority male	3	15	\$39,115
Emerging minority female	0	8	\$0
<b>Totals</b>	<b>68</b>	<b>267</b>	<b>\$1,445,717</b>

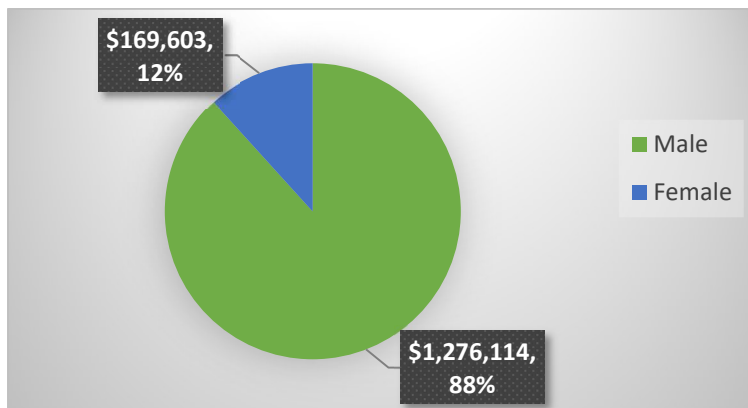
### Total spending (\$1,445,717) by firm size



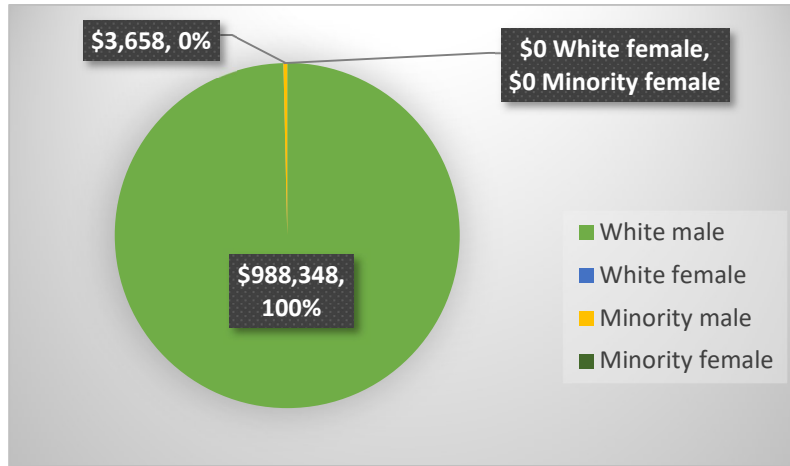
### Spending by race of firm owner



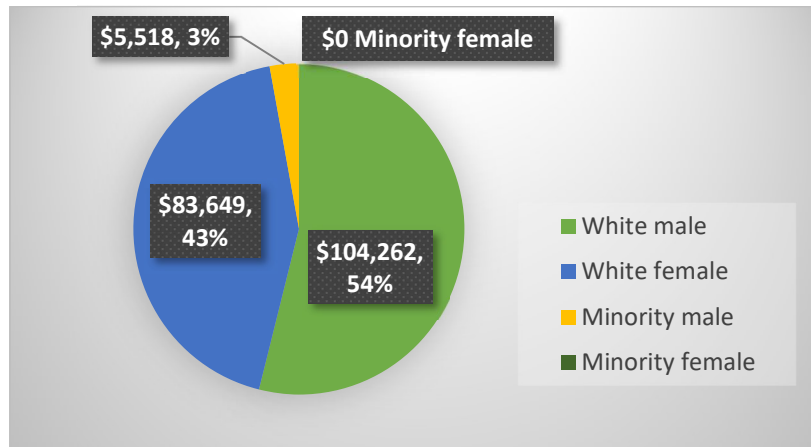
### Spending by gender of firm owner



### Large firm – spending by race & gender



### Small firm – spending by race & gender



### Emerging firm – spending by race & gender

