

Consulting Services Program Report

1/1/2022 through 12/31/2022

HENNEPIN COUNTY
MINNESOTA

Memo

From: Dan Nickols, Program Manager

Date: March 15, 2023

Re: Consulting Services Program report – January 1 through December 31, 2022

Attached is the 2022 4th quarter report for the Consulting Services Program. This report includes payments to sub-consultants where a SMBE or SBE goal has been established for projects in excess of \$100,000.

Q4 Report highlights include:

- Total program expenditures were \$12,485,866
- Total dollars directed to SBE firms were \$3,167,126 (25.4%)
- Total dollars directed to ESBE firms were \$2,706,966 (21.7%)
- 310 firms have a principal agreement in the program
- 123 firms received work under the program
 - 30 were SBE firms
 - 37 were ESBE firms

The [Consulting Services Program](#) provides professional service consultants in various technical fields (e.g. architecture, engineering, environmental) an opportunity to be listed on a roster to provide services to county departments through a principal agreement.

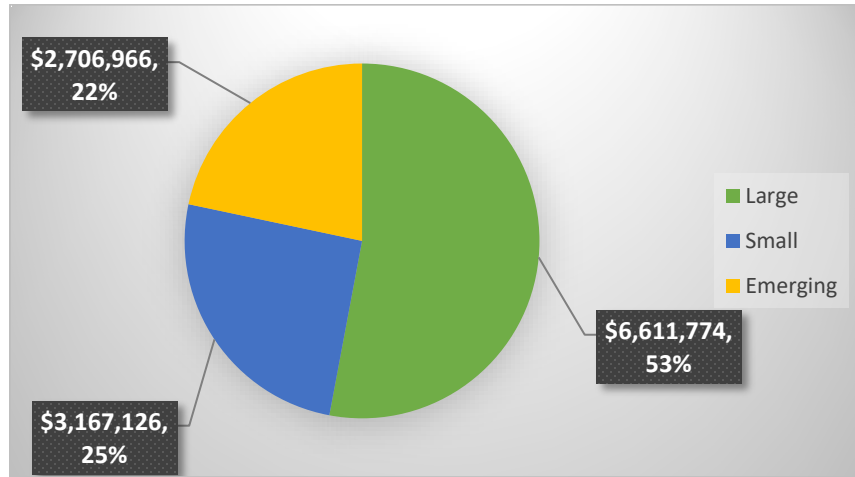
Program goals include:

- Creating a transparent contracting process
- Encouraging greater use of emerging and small business enterprises
- Reducing disparities in contracting

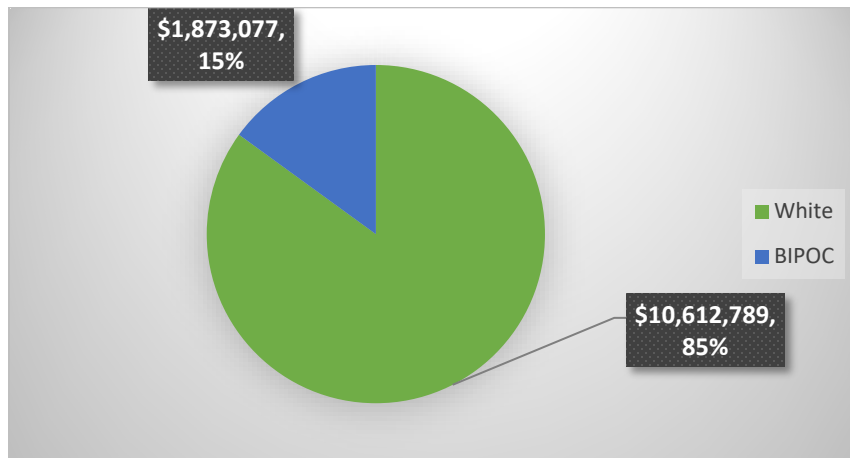
Total program spending

Firm description	# firms used	# firms available	Amount paid
Large white male	54	142	\$6,538,673
Large white female	0	4	\$0
Large minority male	1	6	\$33,113
Large minority female	1	5	\$39,988
Small white male	19	34	\$1,983,652
Small white female	6	18	\$190,564
Small minority male	4	10	\$950,480
Small minority female	1	3	\$42,430
Emerging white male	15	31	\$1,021,447
Emerging white female	13	28	\$878,453
Emerging minority male	8	18	\$552,219
Emerging minority female	1	11	\$254,847
Totals	123	310	\$12,485,866

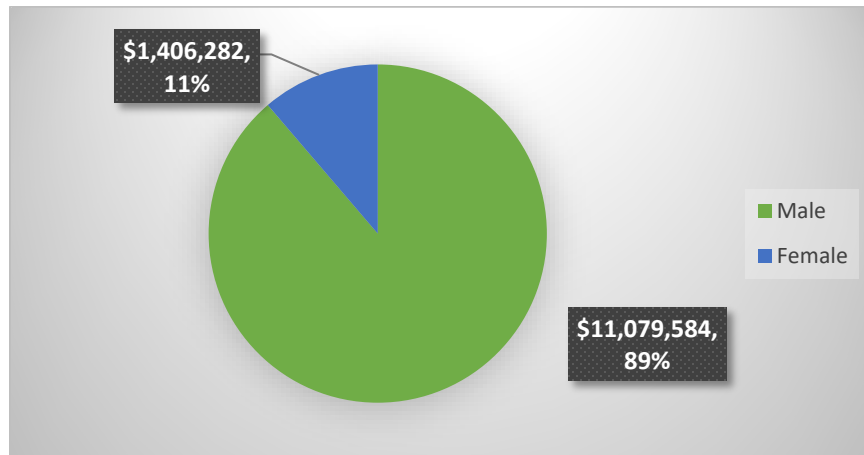
Total spending (\$12,485,866) by firm size



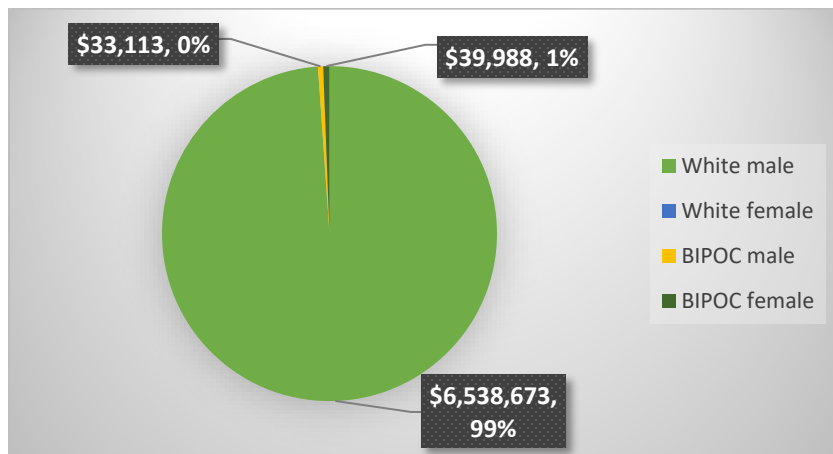
Spending by race of firm owner



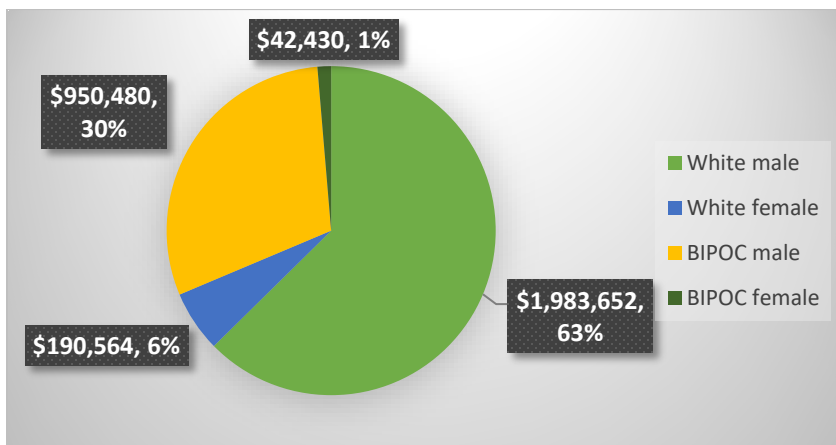
Spending by gender of firm owner



Large firm – spending by race & gender



Small firm – spending by race & gender



Emerging firm – spending by race & gender

