

Be@School

2021-2022 School Year School Report Cards

The Be@School mission is to address barriers to school attendance for Hennepin County's K-12 students and their families through early interventions which are collaborative and family-focused.

Anoka-Hennepin 2021 - 2022 School Year Report

Total duplicated reports: 195

Total reports accepted for investigation by child protection: 9

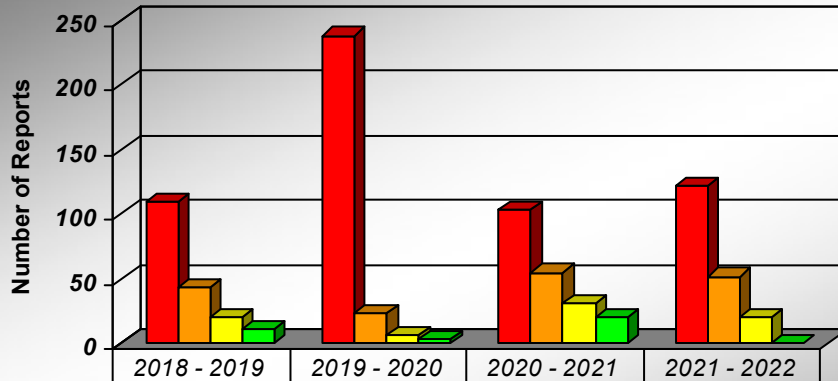
Average number of unexcused days at the first report: 15

Students ages 5-11

Report 1	Report 2
41	19

Students ages 12-17

Report 1	Report 2
81	34



	2018 - 2019	2019 - 2020	2020 - 2021	2021 - 2022
Report 1	110	238	104	122
Report 2	43	24	55	52
Report 3	20	7	31	21
Report 4	11	3	21	0

Anoka-Hennepin Schools that Reported During the 2021 - 2022 School Year

School	1st Report	2nd Report	3rd Report
Anoka-Hennepin Home School	3	0	0
Anoka-Hennepin Virtual Academy	12	5	1
Champlin Park High School	8	1	0
Champlin-Brooklyn Park Academy for Math & Environmental Science	10	2	0
COMPASS Programs	2	1	0
Dayton Elementary School	7	3	1
Evergreen Park World Cultures Community School	3	3	1
Jackson Middle School	62	32	14
Monroe Elementary School	5	4	4
River Trail Learning Center	3	1	0

Bloomington 2021 - 2022 School Year Report

Total duplicated reports: 488

Total reports accepted for investigation by child protection: 20

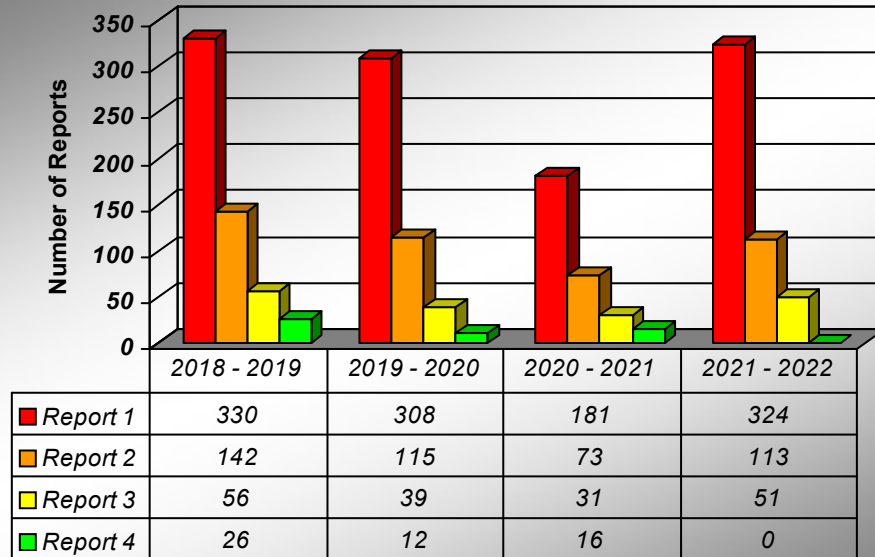
Average number of unexcused days at the first report: 14

Students ages 5-11

Report 1	Report 2
111	55

Students ages 12-17

Report 1	Report 2
213	58



Bloomington Schools that Reported During the 2021 - 2022 School Year

School	1st Report	2nd Report	3rd Report
Hillcrest Community School	3	1	0
John F Kennedy Senior High School	97	36	12
New Code Academy Elementary School	18	8	3
New Code Academy Middle School	7	0	0
Oak Grove Elementary	2	0	0
Oak Grove Middle School	63	6	1
Olson Middle School - Bloomington	7	2	0
Poplar Bridge Elementary School	7	5	3
Thomas Jefferson High School	19	5	1
Valley View Elementary School	48	23	16
Valley View Middle School - Bloomington	31	17	10
Washburn Elementary School	6	2	2
Westwood Elementary School	16	8	3

Bloomington Schools that Did Not Report During the 2021 - 2022 School Year

Beacon Alternative Learning Program, Bloomington Transition Center, Choice Alternative High School, Indian Mounds Elementary, New Code Academy High School, Normandale Hills Elementary School, Olson Elementary School, Ridgeview Elementary, SUN Center

Brooklyn Center 2021 - 2022 School Year Report

Total duplicated reports: 642

Total reports accepted for investigation by child protection: 8

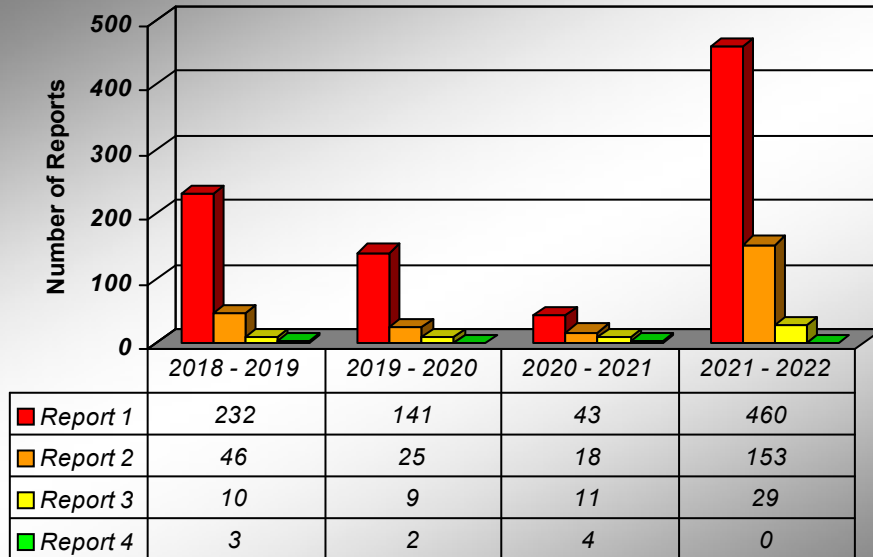
Average number of unexcused days at the first report: 14

Students ages 5-11

Report 1	Report 2
87	32

Students ages 12-17

Report 1	Report 2
373	122



Brooklyn Center Schools that Reported During the 2021 - 2022 School Year

School	1st Report	2nd Report	3rd Report
Brooklyn Center Academy	2	0	0
Brooklyn Center Elementary	69	23	9
Brooklyn Center Secondary	380	126	19
INSIGHT School of Minnesota	9	5	1

Buffalo 2021 - 2022 School Year Report

Total duplicated reports: 9

Total reports accepted for investigation by child protection: 0

Average number of unexcused days at the first report: 12

Students ages 5-11

Report 1

3

Report 2

1

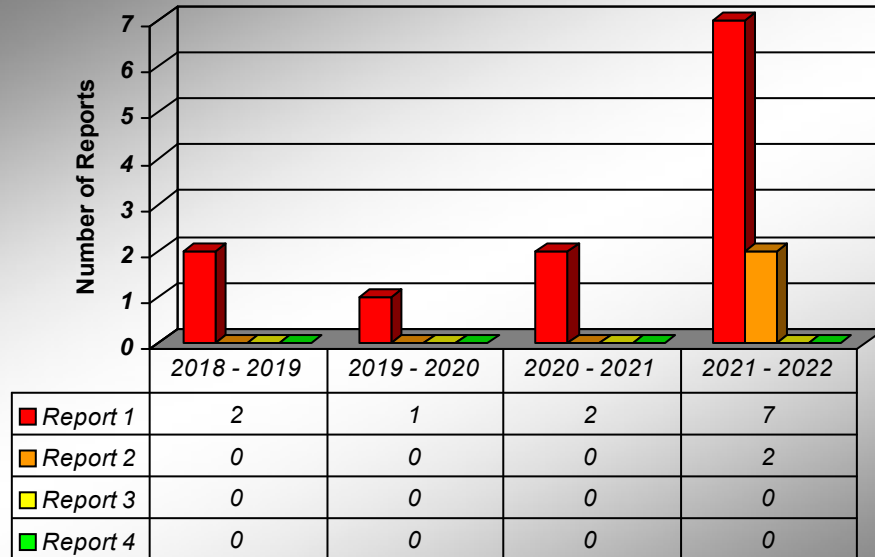
Students ages 12-17

Report 1

4

Report 2

1



Buffalo Schools that Reported During the 2021 - 2022 School Year

School	1st Report	2nd Report	3rd Report
Buffalo High School / Art Magnet Program- NW Suburban Integration District	4	1	0
Hanover Elementary	3	1	0

Charter located outside Hennepin County 2021 - 2022 School Year Report

Total duplicated reports: 200

Total reports accepted for investigation by child protection: 5

Average number of unexcused days at the first report: 12

Students ages 5-11

Report 1

97

Report 2

41

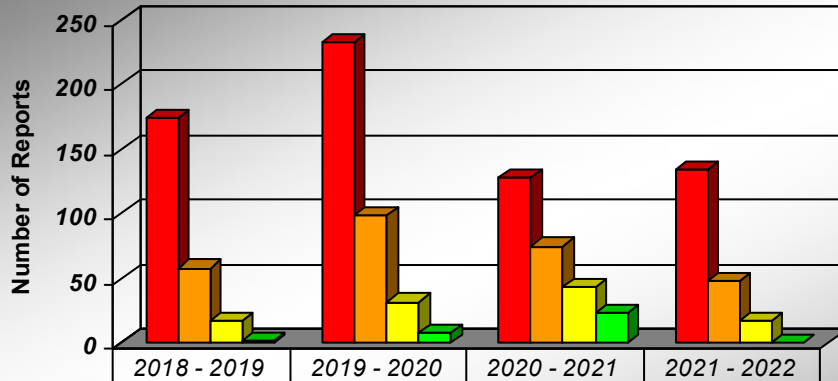
Students ages 12-17

Report 1

37

Report 2

7



	2018 - 2019	2019 - 2020	2020 - 2021	2021 - 2022
Report 1	174	233	128	134
Report 2	58	99	75	48
Report 3	18	32	44	18
Report 4	2	8	23	0

Charter located outside Hennepin County Schools that Reported During the 2021 - 2022 School Year

School	1st Report	2nd Report	3rd Report
Avalon School (Ramsey County)	4	3	0
Career Pathways	2	0	0
Cyber Village Academy (Ramsey County)	15	0	0
Heritage E-STEM Magnet School	2	1	0
Hmong College Prep Academy (Ramsey County)	3	1	0
Prodeo Academy - Columbia Heights	102	42	18
St. Paul Conservatory for Performing Artists	3	0	0

Charter located within Hennepin County 2021 - 2022 School Year Report

Total duplicated reports: 744

Total reports accepted for investigation by child protection: 28

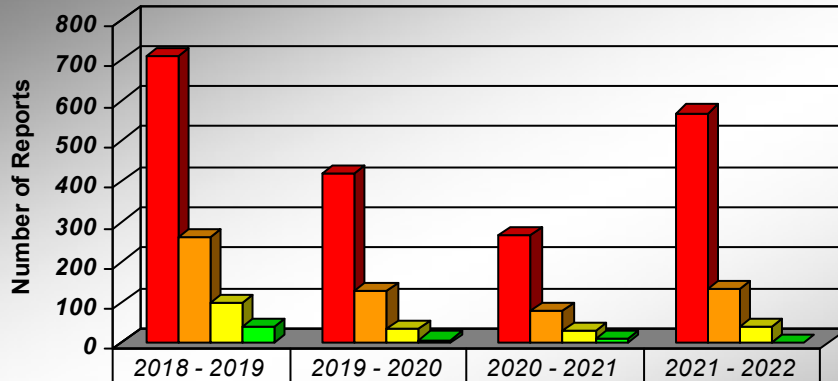
Average number of unexcused days at the first report: 14

Students ages 5-11

Report 1	Report 2
324	99

Students ages 12-17

Report 1	Report 2
246	34



	2018 - 2019	2019 - 2020	2020 - 2021	2021 - 2022
■ Report 1	709	421	267	570
■ Report 2	261	128	80	133
■ Report 3	98	36	33	41
■ Report 4	41	9	10	0

Charter located within Hennepin County Schools that Reported During the 2021 - 2022 School Year

School	1st Report	2nd Report	3rd Report
Agamim Classical Academy	9	5	2
Aurora Charter School	15	0	0
Banaadir Academy	2	0	0
Beacon Academy	4	1	1
Best Academy	27	19	8
Eagle Ridge Academy	8	1	0
Excell Academy for Higher Learning	90	17	0
Friendship Academy of the Arts	6	1	0
Hennepin Elementary	14	4	1
Hennepin Middle School	5	4	2
Hiawatha College Prep - Kingfield	13	2	0
KIPP North Star Academy	40	1	0
Minnesota Excellence in Learning Academy	3	3	2
Minnesota Transitions School Elementary	31	16	7
Minnesota Transitions School Secondary	4	1	1
New City School	2	0	0
New Millennium Academy	67	14	3
Noble Academy	25	1	0
Partnership Academy	6	3	2
PiM Arts High School	10	3	1
Prairie Seeds Academy	20	11	2
SAGE Academy	5	2	1
Seven Hills Preparatory Academy - Bloomington	3	0	0
Seven Hills Preparatory Academy - Richfield	16	3	0
Stonebridge World School	47	18	7
Venture Academy	93	1	0

Charter located within Hennepin County Schools that Did Not Report During the 2021 - 2022 School Year

Augsburg Fairview Academy, Banaadir Elementary, Bdote Learning Center, Harvest Best Academy, Hiawatha College Prep - Northrop, Hiawatha Collegiate High School, Hiawatha Leadership Academy - Northrop, Horizon Science Academy, International Spanish Language Academy, KIPP Legacy Academy, KIPP Legacy Primary, KIPP North Star Primary, Lincoln International High School, Lionsgate Academy, Loveworks Academy for Visual & Performing Arts, Metro College Prep High School, Metro Tech Academy, Minnesota International Middle School, Minnesota Internship Center, Minnesota Transitions Charter/Leadership Academy, Nasha Shkola Charter School, Nompeng Academy, Northeast College Prep, P.E.A.S.E Academy, Parnassus Preparatory School, Progeny Academy, SET Academy School, Sojourner Truth Academy, Southside Family Charter

School, Spero Academy, The Mastery School, Twin Cities International Elementary School, Ubah Medical Academy, Universal Academy Charter School, Watershed High School

Eden Prairie 2021 - 2022 School Year Report

Total duplicated reports: 322

Total reports accepted for investigation by child protection: 2

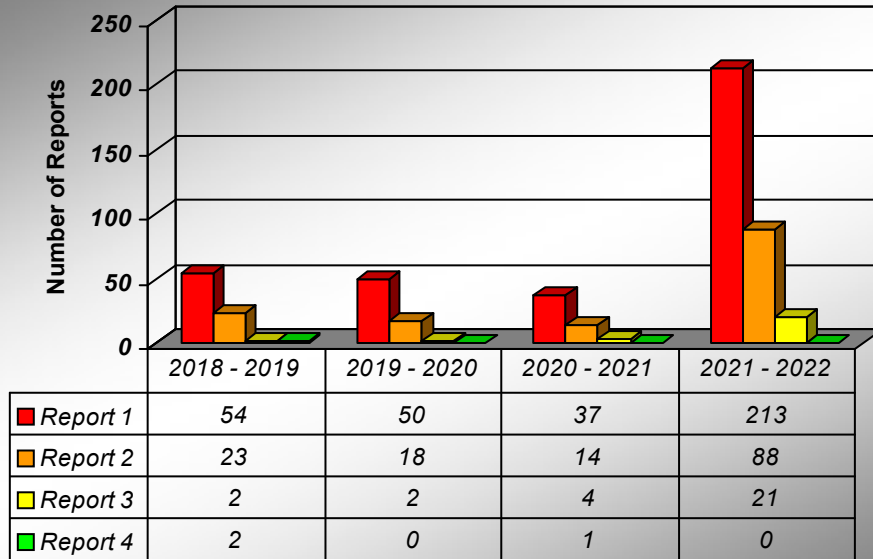
Average number of unexcused days at the first report: 16

Students ages 5-11

Report 1	Report 2
57	23

Students ages 12-17

Report 1	Report 2
156	69



Eden Prairie Schools that Reported During the 2021 - 2022 School Year

School	1st Report	2nd Report	3rd Report
Cedar Ridge Elementary	3	2	0
Central Middle School - Eden Prairie	26	12	3
Eden Lake Elementary	10	2	1
Eden Prairie High School	93	44	11
Eden Prairie Online	44	17	6
Forest Hills Elementary	24	14	0
Oak Point Elementary	12	1	0

Eden Prairie Schools that Did Not Report During the 2021 - 2022 School Year

Eagle Heights Spanish Immersion School

Edina 2021 - 2022 School Year Report

Total duplicated reports: 74

Total reports accepted for investigation by child protection: 3

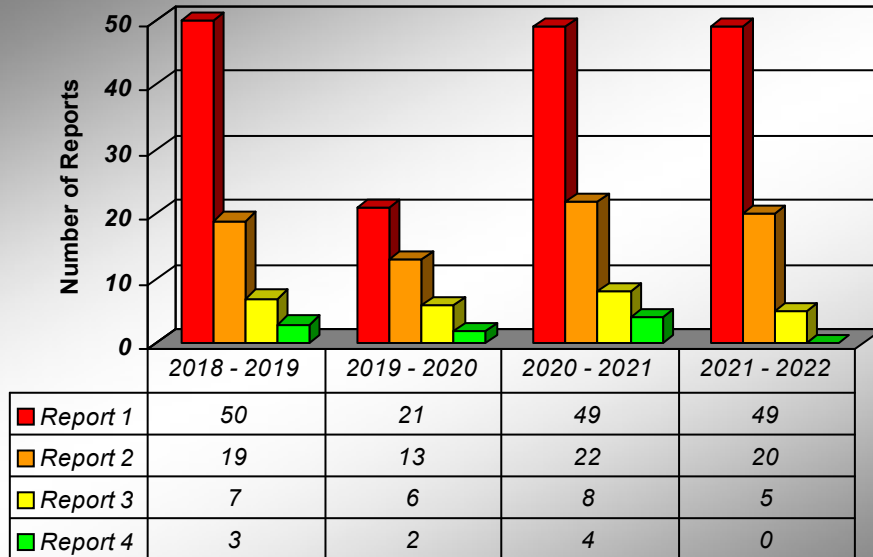
Average number of unexcused days at the first report: 16

Students ages 5-11

Report 1	Report 2
11	4

Students ages 12-17

Report 1	Report 2
38	16



Edina Schools that Reported During the 2021 - 2022 School Year

School	1st Report	2nd Report	3rd Report
Concord Elementary	2	0	0
Cornelia Elementary	4	3	1
Edina High School	27	9	4
Highlands Elementary	3	1	0
South View Middle School	6	2	0
Valley View Middle School - Edina	5	5	0

Edina Schools that Did Not Report During the 2021 - 2022 School Year

Normandale Elementary

Elk River 2021 - 2022 School Year Report

Total duplicated reports: 30

Total reports accepted for investigation by child protection: 0

Average number of unexcused days at the first report: 23

Students ages 5-11

Report 1

1

Report 2

0

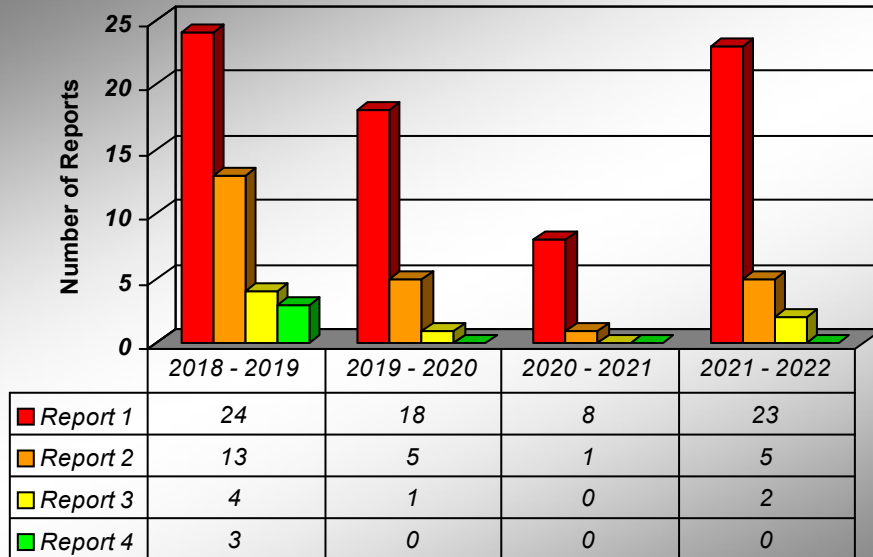
Students ages 12-17

Report 1

22

Report 2

5



Elk River Schools that Reported During the 2021 - 2022 School Year

School	1st Report	2nd Report	3rd Report
Elk River High School	2	0	0
Online728 Middle School	3	1	0
Rogers High School	9	2	0
Rogers Middle School	7	2	2

Elk River Schools that Did Not Report During the 2021 - 2022 School Year

Hassan Elementary School, Lincoln Elementary School, Meadowvale Elementary School, Online728 Elementary School, Otsego Elementary School, Parker Elementary School, Prairie View Elementary and Middle School, Rogers Elementary School, Salk Middle School, Twin Lakes Elementary, VandenBerge Middle School, Zimmerman Middle-High School

Hopkins 2021 - 2022 School Year Report

Total duplicated reports: 273

Total reports accepted for investigation by child protection: 9

Average number of unexcused days at the first report: 13

Students ages 5-11

Report 1

67

Report 2

29

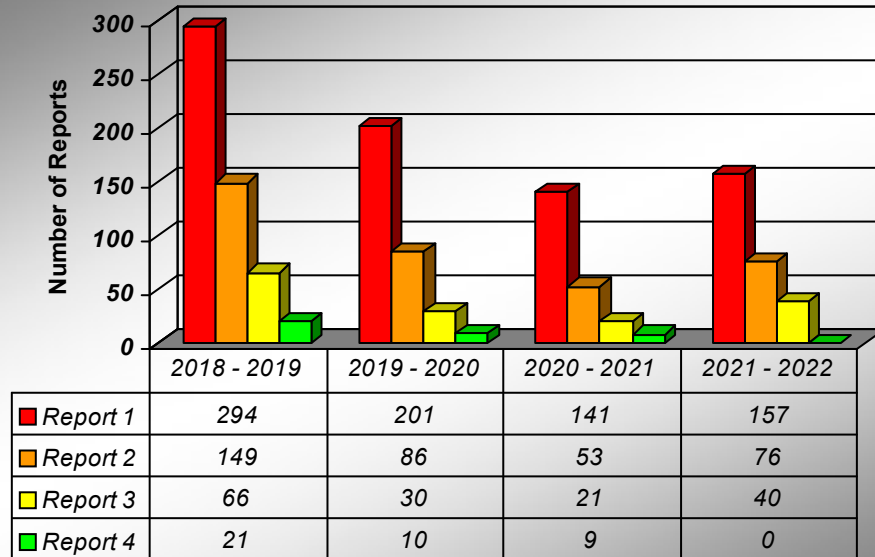
Students ages 12-17

Report 1

90

Report 2

48



Hopkins Schools that Reported During the 2021 - 2022 School Year

School	1st Report	2nd Report	3rd Report
Alice Smith Elementary School	9	5	2
Eisenhower Elementary School	6	2	0
Gatewood Elementary School	37	13	6
Glen Lake Elementary	9	3	2
Hopkins High School	2	0	0
Hopkins North Junior High School	43	30	21
Hopkins West Junior High	35	13	4
L H Tanglen Elementary	5	2	2
Meadowbrook Elementary	7	7	2
VirtualEDU	4	2	1

Hopkins Schools that Did Not Report During the 2021 - 2022 School Year

XinXing Academy

Intermediate 287 2021 - 2022 School Year Report

Total duplicated reports: 130

Total reports accepted for investigation by child protection: 2

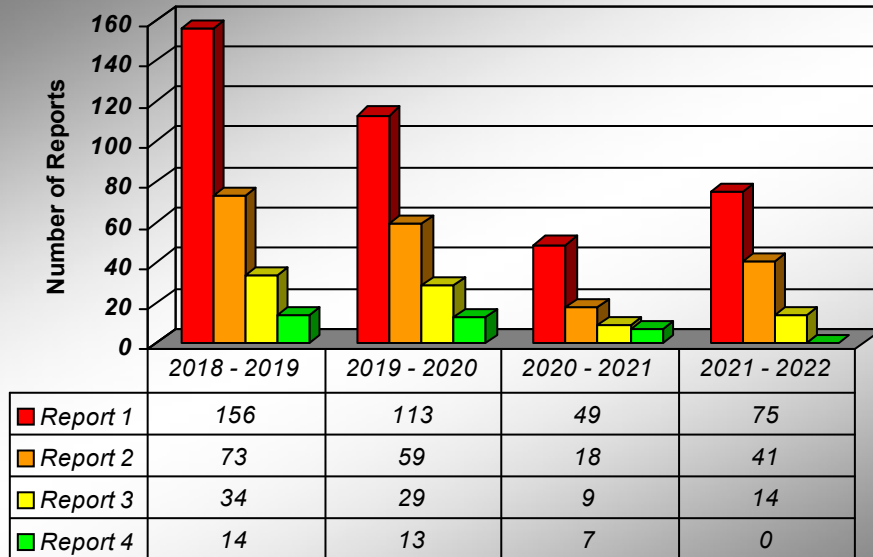
Average number of unexcused days at the first report: 21

Students ages 5-11

Report 1	Report 2
13	5

Students ages 12-17

Report 1	Report 2
62	36



Intermediate 287 Schools that Reported During the 2021 - 2022 School Year

School	1st Report	2nd Report	3rd Report
Ann Bremer Education Center	18	13	7
Communication Interaction Program - North Education Center	7	5	0
Elementary - North Education Center	10	3	2
Headway Academy North	2	0	0
North Education Center Academy - NECA	14	8	1
SEC - South Education Center	4	2	0
South Education Center	6	4	1
STRIVE Middle School - North Education Center	5	1	1
SUN - North Education Center	2	2	1
West Alternative W-ALT - West Education Center	6	3	1

Intermediate 287 Schools that Did Not Report During the 2021 - 2022 School Year

Communication Interaction Program - South Education Center, GATEWAY to College, Headway Academy South, INVEST High School – Ann Bremer Education Center, INVEST Middle - North Education Center, OPTIONS Elementary School - South Education Center, SAFE - North Education Center, SAFE - West Education Center, STRIVE Elementary - North Education Center, STRIVE High School – Ann Bremer Education Center, SUN High School – Ann Bremer Education Center, VENTURE High School – Ann Bremer Education Center, West High School - West Education Center

Minneapolis 2021 - 2022 School Year Report

Total duplicated reports: 6027

Total reports accepted for investigation by child protection: 230

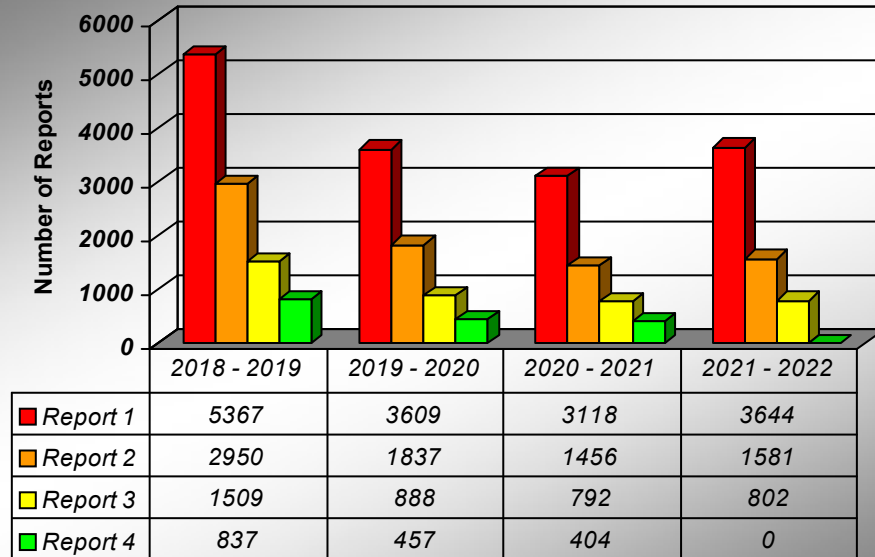
Average number of unexcused days at the first report: 15

Students ages 5-11

Report 1	Report 2
1809	785

Students ages 12-17

Report 1	Report 2
1835	796



Minneapolis Schools that Reported During the 2021 - 2022 School Year

School	1st Report	2nd Report	3rd Report
Andersen United Middle School	186	49	18
Anishinabe Academy	100	53	24
Anthony Middle School	41	13	8
Anwatin Middle School IB World School / Spanish Dual Immersion	175	37	15
Armatage Elementary Community School	19	10	5
Bancroft Elementary School	9	0	0
Barton Elementary School	23	12	4
Bethune Arts Elementary School	182	88	38
Bryn Mawr Elementary	87	58	40
Cityview Community School	68	36	17
Elizabeth Hall STEM Academy	123	76	58
Ella Baker Global Studies & Humanities Magnet School	141	75	37
Emerson Dual Language Elementary School	88	22	11
FAIR School for Arts	6	0	0
Folwell Elementary School	147	85	46
Franklin STEAM Middle School	82	40	24
Green Central Dual Language Elementary School	52	6	3
Hale Elementary Community School	3	1	1
Harrison Education Center	15	1	1
Henry High School	188	90	35
Heritage Academy	11	1	0
Hiawatha Elementary Community School	5	3	2
Hmong International Academy	38	14	5
Howe Elementary School	4	3	0
Jenny Lind Elementary School	35	15	9
Justice Page Middle School	103	55	27
Kenwood Elementary School	44	12	5
Lake Nokomis Keewaydin Elementary School	8	1	0
Lake Nokomis Wenonah Elementary School	15	13	9
Las Estrellas Dual Language Elementary School	66	12	9
Loring Elementary School	30	0	0
Lucy Craft Laney Elementary School	18	2	1
Lyndale Elementary School	65	31	18
MAAC (Minneapolis Academy and Career Center)	2	2	0
Marcy Arts Elementary School	5	1	0
MERC Alternative High School	5	4	1

Nellie Stone Johnson Elementary School	41	13	6
Northeast Middle School	117	78	50
Northrop Elementary School	8	4	1
Olson Middle School - Minneapolis	198	118	64
Pillsbury Elementary School	21	2	1
Pratt Elementary School	10	2	1
PYC Arts and Technology High School	2	1	0
River Bend Education Center at W. Harry Davis	23	20	12
Roosevelt High School	242	105	48
Sanford Middle School	95	54	31
Seward Montessori Elementary School	50	14	6
South High School	117	3	0
Southwest High School	27	3	0
Sullivan STEAM School	88	27	10
Thomas Edison High School	122	75	38
VOA High School	28	17	10
Waite Park Elementary School	10	5	2
Washburn High School	106	52	20
Webster Elementary School	18	2	0
Whittier Elementary School	117	62	30
Windom Elementary School	11	3	1

Minneapolis Schools that Did Not Report During the 2021 - 2022 School Year

Center School, Dowling Community School, FAIR Elementary, Field Elementary Community School, Henry High School Henry Achievement Program, Lake Harriet Lower Elementary School, Lake Harriet Upper Elementary School, Loring Nicollet Alternative School, Menlo Park Academy, MPS Online School 6-12, MPS Online School K-5, MPS-Metro SJ, NaWAYee Center School, North High School - Minneapolis, Stadium View School, Takoda Prep/American Indian OIC, Thomas Edison School within a School, Wellstone International High School, West Broadway Education and Career Collaborative

Minnetonka 2021 - 2022 School Year Report

Total duplicated reports: 64

Total reports accepted for investigation by child protection: 2

Average number of unexcused days at the first report: 19

Students ages 5-11

Report 1

3

Report 2

2

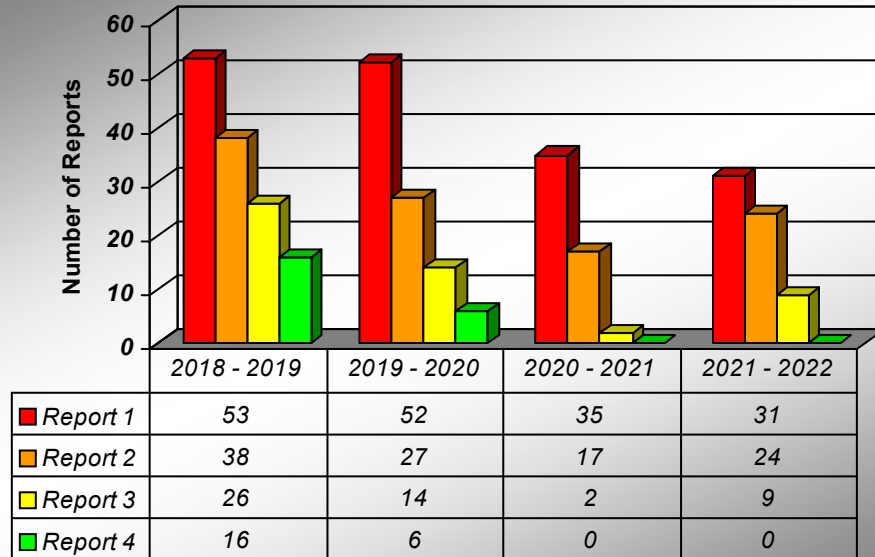
Students ages 12-17

Report 1

28

Report 2

22



Minnetonka Schools that Reported During the 2021 - 2022 School Year

School	1st Report	2nd Report	3rd Report
Clear Springs Elementary School	2	2	1
Minnetonka High School	18	16	6
Minnetonka Middle School East	4	2	2
Minnetonka Middle School West	6	4	0

Minnetonka Schools that Did Not Report During the 2021 - 2022 School Year

Deephaven Elementary School, Excelsior Elementary School, Groveland Elementary,
Minnewashta Elementary School, Scenic Heights Elementary, Tonka Online High School, Tonka
Online Middle School

Online 2021 - 2022 School Year Report

Total duplicated reports: 149

Total reports accepted for investigation by child protection: 6

Average number of unexcused days at the first report: 20

Students ages 5-11

Report 1

32

Report 2

14

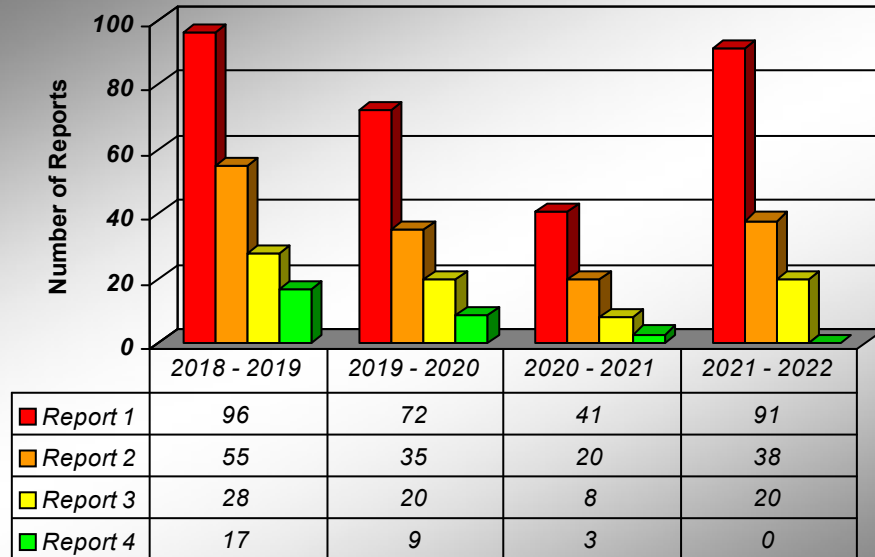
Students ages 12-17

Report 1

59

Report 2

27



Online Schools that Reported During the 2021 - 2022 School Year

School	1st Report	2nd Report	3rd Report
BlueSky Online Charter School	7	4	0
Falcon View Connections Academy	6	5	3
Minnesota Connections Academy	36	8	2
Minnesota Online High School	7	4	3
Minnesota Virtual Academy	22	11	8
Minnesota Virtual Middle & High School	7	5	2
North Branch Distance Learning Academy	4	3	2
Wolf Creek Online High School	2	1	0

Online Schools that Did Not Report During the 2021 - 2022 School Year

EdVisions Off-Campus

Orono 2021 - 2022 School Year Report

Total duplicated reports: 24

Total reports accepted for investigation by child protection: 0

Average number of unexcused days at the first report: 20

Students ages 5-11

Report 1

5

Report 2

2

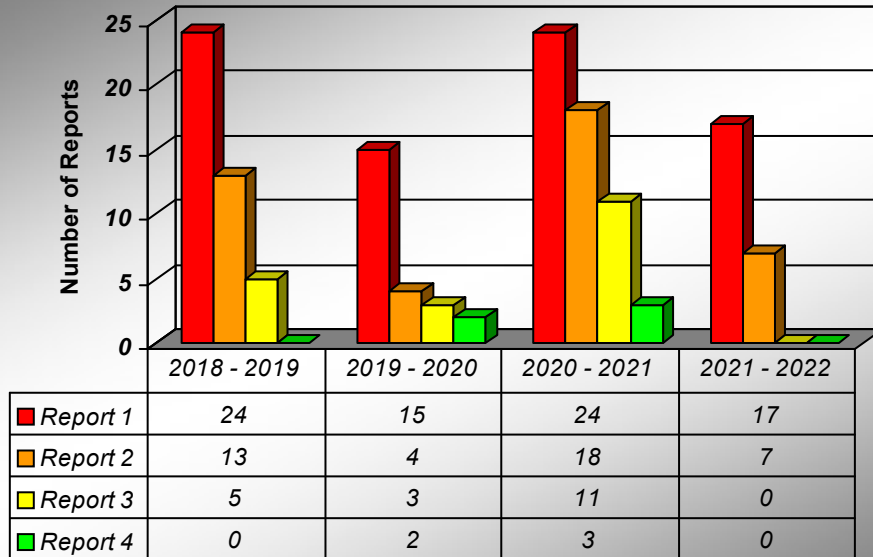
Students ages 12-17

Report 1

12

Report 2

5



Orono Schools that Reported During the 2021 - 2022 School Year

School	1st Report	2nd Report	3rd Report
Orono High School	9	4	0
Orono Intermediate School	4	2	0
Orono Middle School	4	1	0

Orono Schools that Did Not Report During the 2021 - 2022 School Year

Schumann Elementary

Osseo 2021 - 2022 School Year Report

Total duplicated reports: 1282

Total reports accepted for investigation by child protection: 24

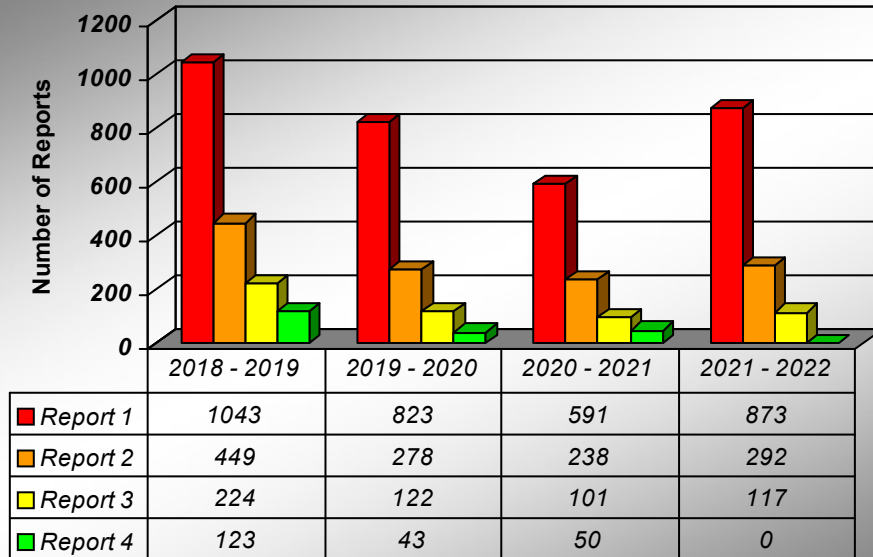
Average number of unexcused days at the first report: 17

Students ages 5-11

Report 1	Report 2
269	105

Students ages 12-17

Report 1	Report 2
604	191



Osseo Schools that Reported During the 2021 - 2022 School Year

School	1st Report	2nd Report	3rd Report
279Online	215	90	33
Brooklyn Middle School	65	28	15
Cedar Island Elementary	4	0	0
Crest View Elementary	8	5	0
Edinbrook Elementary	21	15	7
Fair Oaks Elementary	21	9	3
Fernbrook Elementary	6	2	0
Garden City Elementary	35	17	10
Maple Grove Middle School	18	0	0
Maple Grove Senior High	30	6	2
North View Middle School	42	8	4
Oak View Elementary	23	5	3
Osseo Area Learning Center	27	22	17
Osseo Middle School	52	7	1
Osseo Senior High	183	39	10
Palmer Lake Elementary	29	15	4
Park Brook Elementary	39	13	4
Park Center Senior High	29	10	3
Woodland Elementary	5	2	0
Zanewood Elementary	20	2	1

Osseo Schools that Did Not Report During the 2021 - 2022 School Year

Basswood Elementary, Birch Grove Elementary, Elm Creek Elementary, irtual, Osseo Secondary Transition Center, Rice Lake Elementary, Rush Creek Elementary

Out of County Schools 2021 - 2022 School Year Report

Total duplicated reports: 187

Total reports accepted for investigation by child protection: 8

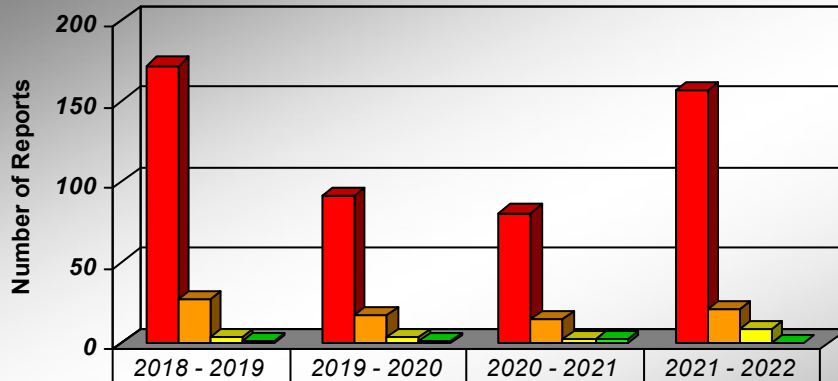
Average number of unexcused days at the first report: 15

Students ages 5-11

Report 1	Report 2
40	9

Students ages 12-17

Report 1	Report 2
117	12



	2018 - 2019	2019 - 2020	2020 - 2021	2021 - 2022
Report 1	172	91	81	157
Report 2	27	18	15	21
Report 3	4	4	3	9
Report 4	2	2	3	0

Out of County Schools that Reported During the 2021 - 2022 School Year

School	1st Report	2nd Report	3rd Report
Alliance Education Center (Dakota County)	4	3	2
Columbia Academy (Anoka County)	29	0	0
Columbia Heights High School (Anoka County)	72	3	1
Concord Education Center	2	0	0
Fridley High School (Anoka County)	6	0	0
Fridley Middle School (Anoka County)	2	0	0
Fridley Moore Lake Area Learning Center	6	3	1
Hayes Elementary	2	0	0
Highland Elementary School (Anoka County)	7	2	0
North Park Elementary School	3	1	1
R.L. Stevenson Elementary	3	1	0
Saint Paul Online School	3	3	2
Westwood Intermediate and Middle School	2	1	0

Private School 2021 - 2022 School Year Report

Total duplicated reports: 49

Total reports accepted for investigation by child protection: 5

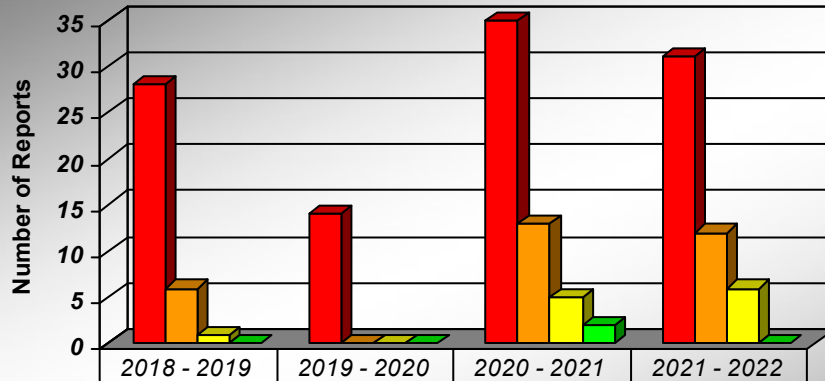
Average number of unexcused days at the first report: 11

Students ages 5-11

Report 1	Report 2
20	8

Students ages 12-17

Report 1	Report 2
11	4



	2018 - 2019	2019 - 2020	2020 - 2021	2021 - 2022
Report 1	28	14	35	31
Report 2	6	0	13	12
Report 3	1	0	5	6
Report 4	0	0	2	0

Private Schools that Reported During the 2021 - 2022 School Year

School	1st Report	2nd Report	3rd Report
Ascension Catholic School	12	4	2
Risen Christ School	16	7	4
St. John Paul II Catholic School	2	0	0

Richfield 2021 - 2022 School Year Report

Total duplicated reports: 181

Total reports accepted for investigation by child protection: 2

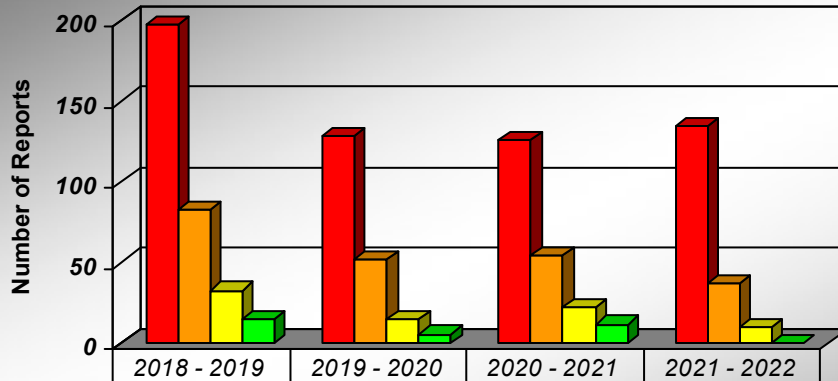
Average number of unexcused days at the first report: 21

Students ages 5-11

Report 1	Report 2
41	12

Students ages 12-17

Report 1	Report 2
93	25



	2018 - 2019	2019 - 2020	2020 - 2021	2021 - 2022
Report 1	197	128	126	134
Report 2	83	52	54	37
Report 3	33	15	23	10
Report 4	15	6	12	0

Richfield Schools that Reported During the 2021 - 2022 School Year

School	1st Report	2nd Report	3rd Report
Centennial Elementary	5	1	1
Richfield Dual Language School	8	3	0
Richfield High School	65	15	6
Richfield Middle School	30	10	2
Richfield-STEM	12	6	0
Sheridan Hills Elementary	14	2	1

Robbinsdale 2021 - 2022 School Year Report

Total duplicated reports: 595

Total reports accepted for investigation by child protection: 28

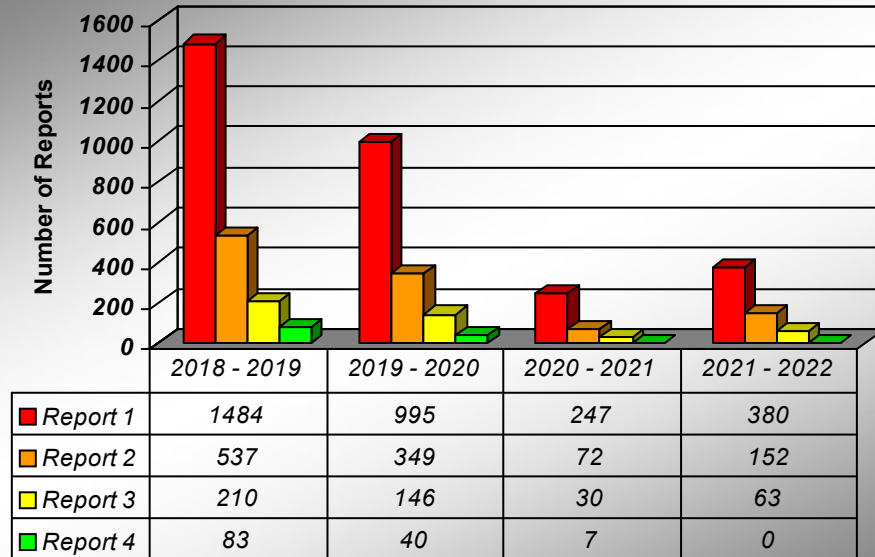
Average number of unexcused days at the first report: 22

Students ages 5-11

Report 1	Report 2
205	76

Students ages 12-17

Report 1	Report 2
175	77



Robbinsdale Schools that Reported During the 2021 - 2022 School Year

School	1st Report	2nd Report	3rd Report
FAIR School - Pilgrim Lane	4	0	0
FAIR School Crystal	5	2	1
Forest Elementary	15	4	3
Highview Alternative Program	3	2	1
Lakeview Elementary	12	6	3
Neill Elementary	39	14	8
Noble Elementary	42	13	5
Northport Elementary	50	18	5
Plymouth Middle School	32	12	3
Robbinsdale Armstrong High School	26	4	1
Robbinsdale Cooper High School	97	56	29
Robbinsdale Middle School	2	0	0
Robbinsdale Virtual Academy	27	12	4
School of Engineering and Arts	6	4	0
Sonnesyn Elementary	12	3	0
Zachary Lane Elementary	8	3	0

Robbinsdale Schools that Did Not Report During the 2021 - 2022 School Year

Meadow Lake Elementary, New Hope Learning Center, Robbinsdale Spanish Immersion School, Sandburg Middle School, TASC - The Alternative Study Center

Rockford 2021 - 2022 School Year Report

Total duplicated reports: 43

Total reports accepted for investigation by child protection: 1

Average number of unexcused days at the first report: 10

Students ages 5-11

Report 1

6

Report 2

3

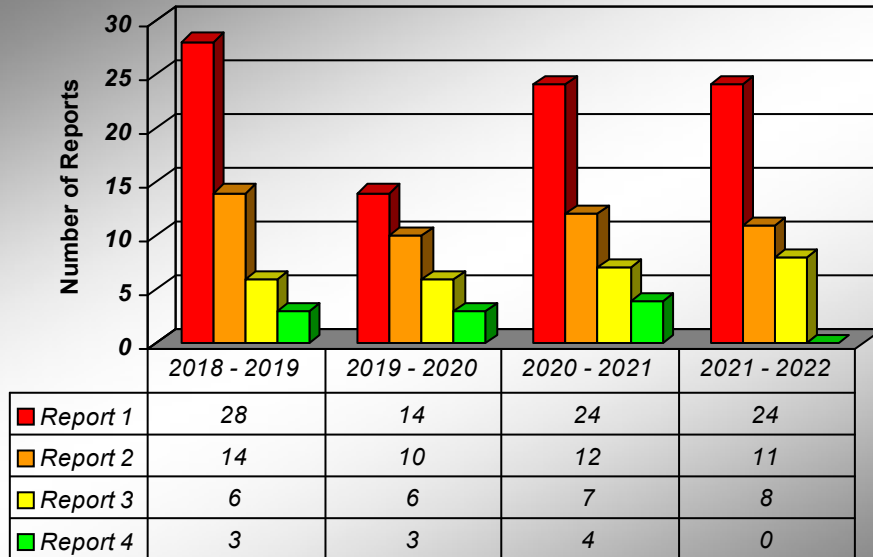
Students ages 12-17

Report 1

18

Report 2

8



Rockford Schools that Reported During the 2021 - 2022 School Year

School	1st Report	2nd Report	3rd Report
Rockford High School	12	6	4
Rockford Middle School	11	4	3

St. Anthony 2021 - 2022 School Year Report

Total duplicated reports: 4

Total reports accepted for investigation by child protection: 0

Average number of unexcused days at the first report: 21

Students ages 5-11

Report 1

2

Report 2

0

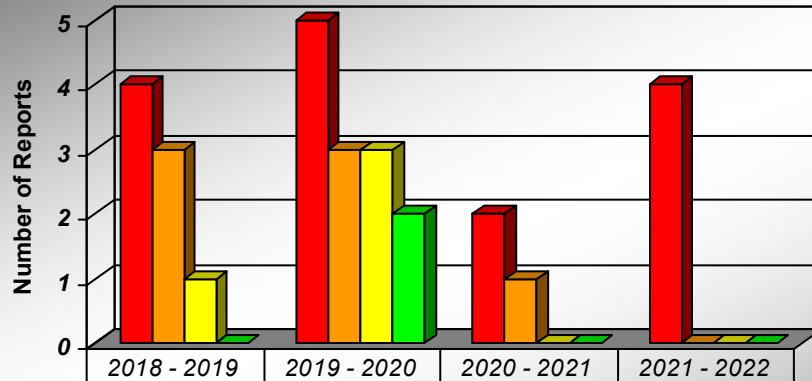
Students ages 12-17

Report 1

2

Report 2

0



	2018 - 2019	2019 - 2020	2020 - 2021	2021 - 2022
Report 1	4	5	2	4
Report 2	3	3	1	0
Report 3	1	3	0	0
Report 4	0	2	0	0

St. Anthony Schools that Reported During the 2021 - 2022 School Year

School	1st Report	2nd Report	3rd Report
St. Anthony Middle School	3	0	0

St. Anthony Schools that Did Not Report During the 2021 - 2022 School Year

St. Anthony High School

St. Louis Park 2021 - 2022 School Year Report

Total duplicated reports: 366

Total reports accepted for investigation by child protection: 7

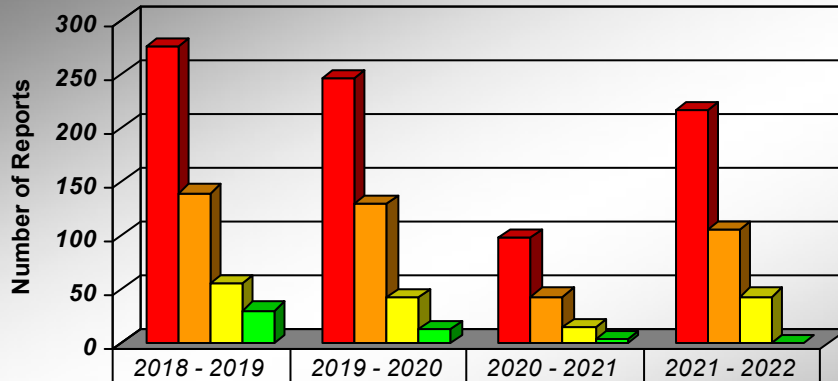
Average number of unexcused days at the first report: 15

Students ages 5-11

Report 1	Report 2
63	33

Students ages 12-17

Report 1	Report 2
153	73



	2018 - 2019	2019 - 2020	2020 - 2021	2021 - 2022
Report 1	276	246	99	216
Report 2	140	129	44	106
Report 3	56	43	16	44
Report 4	31	14	5	0

St. Louis Park Schools that Reported During the 2021 - 2022 School Year

School	1st Report	2nd Report	3rd Report
Aquila Elementary School	23	9	3
Peter Hobart Elementary School	10	6	1
St. Louis Park High School	86	44	21
St. Louis Park Middle School	75	34	16
Susan Lindgren Elementary School	22	13	3

St. Louis Park Schools that Did Not Report During the 2021 - 2022 School Year

Park Spanish Immersion Elementary School

Wayzata 2021 - 2022 School Year Report

Total duplicated reports: 193

Total reports accepted for investigation by child protection: 6

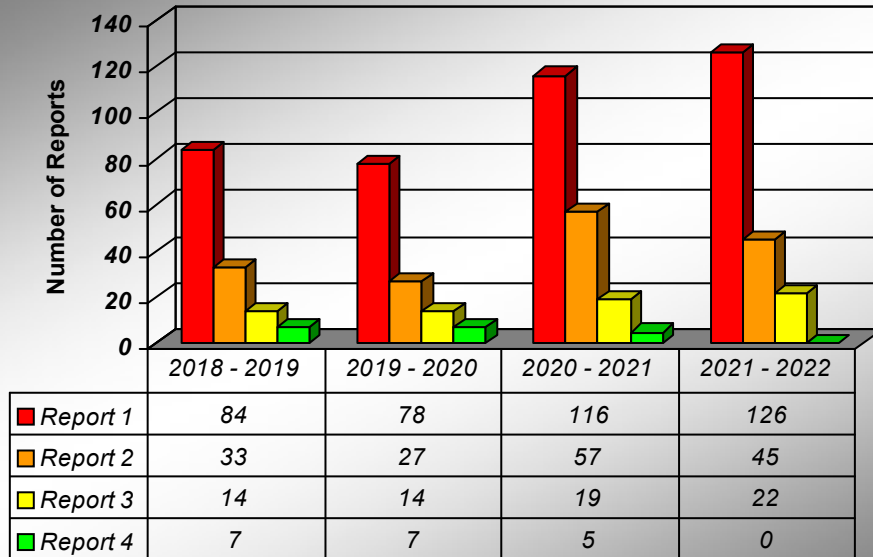
Average number of unexcused days at the first report: 13

Students ages 5-11

Report 1	Report 2
35	11

Students ages 12-17

Report 1	Report 2
91	34



Wayzata Schools that Reported During the 2021 - 2022 School Year

School	1st Report	2nd Report	3rd Report
Birchview Elementary School	5	3	1
Gleason Lake Elementary School	7	3	2
Greenwood Elementary School	12	0	0
Sunset Hill Elementary	5	2	1
Wayzata Central Middle School	5	2	0
Wayzata East Middle School	12	2	2
Wayzata High School	69	30	14
Wayzata Meadow Ridge Elementary	3	1	0
Wayzata West Middle School	7	2	2

Wayzata Schools that Did Not Report During the 2021 - 2022 School Year

Kimberly Lane Elementary School, North Woods Elementary School, Oakwood Elementary School,
The Alternative Learning Center

Westonka 2021 - 2022 School Year Report

Total duplicated reports: 80

Total reports accepted for investigation by child protection: 2

Average number of unexcused days at the first report: 12

Students ages 5-11

Report 1

19

Report 2

11

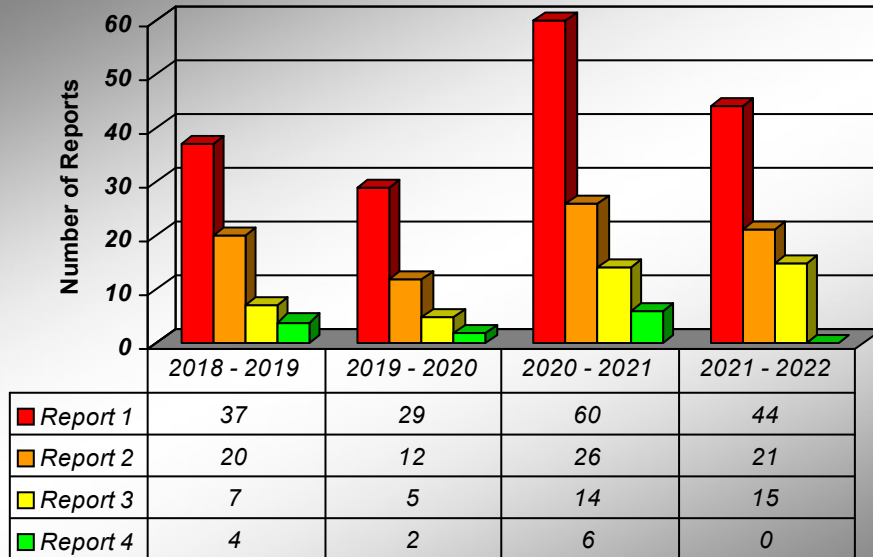
Students ages 12-17

Report 1

25

Report 2

10



Westonka Schools that Reported During the 2021 - 2022 School Year

School	1st Report	2nd Report	3rd Report
Grandview Middle School	19	5	4
Hilltop Primary School	9	7	6
Mound Westonka High School	15	8	4

2021-2022 Summary

- During the 2021-2022 school year, Be@School received 12,507 truancy referrals.*
- 2,594 students were referred for case management contracted services.
- 646 students received case management services (25% of total eligible).

*This is a duplicated number. Data is from BASIL and is current as of July 2022.

Referrals Received by District

Anoka-Hennepin - 195	Edina - 74	Out of County – 187
Bloomington - 488	Elk River - 30	Private School - 49
Brooklyn Center – 642	Hopkins - 273	Richfield - 181
Buffalo - 9	Intermediate 287 - 130	Robbinsdale – 595
Charter located outside Hennepin County - 200	Minneapolis – 6,027	Rockford - 43
Charter located within Hennepin County – 744	Minnetonka - 64	St. Anthony - 4
Eden Prairie - 322	Online - 149	St. Louis Park - 366
	Orono - 24	Wayzata - 193
	Osseo – 1282	Westonka - 80

