

# **Hennepin County**

# **Be@School**

## **2022-2023 School Year School Report Cards**

The Be@School mission is to address barriers to school attendance for Hennepin County's K-12 students and their families through early interventions which are collaborative and family-focused.

## Contents

<b>Anoka-Hennepin 2022-2023 School Year Report</b> .....	3
<b>Bloomington 2022-2023 School Year Report</b> .....	6
<b>Brooklyn Center 2022-2023 School Year Report</b> .....	9
<b>Buffalo 2022-2023 School Year Report</b> .....	12
<b>Charter Schools outside Hennepin County 2022-2023 School Year Report</b> .....	15
<b>Charter Schools within Hennepin County 2022-2023 School Year Report</b> .....	19
<b>Eden Prairie 2022-2023 School Year Report</b> .....	24
<b>Edina 2022-2023 School Year Report</b> .....	27
<b>Elk River 2022-2023 School Year Report</b> .....	30
<b>Hopkins 2022-2023 School Year Report</b> .....	33
<b>ISD 287 2022-2023 School Year Report</b> .....	36
<b>Minneapolis 2022-2023 School Year Report</b> .....	39
<b>Minnetonka 2022-2023 School Year Report</b> .....	42
<b>Online Schools 2022-2023 School Year Report</b> .....	45
<b>Orono 2022-2023 School Year Report</b> .....	48
<b>Osseo Schools 2022-2023 School Year report</b> .....	51
<b>Out-of-County schools 2022-2023 School Year Report</b> .....	54
<b>Private Schools 2022-2023 School Year Report</b> .....	58
<b>Richfield 2022-2023 School Year Report</b> .....	61
<b>Robbinsdale 2022-2023 School Year Report</b> .....	64
<b>Rockford 2022-2023 School Year Report</b> .....	67
<b>St. Anthony 2022-2023 School Year Report</b> .....	70
<b>St. Louis Park 2022-2023 School Year Report</b> .....	72
<b>Waconia 2022-2023 School Year Report</b> .....	75
<b>Wayzata 2022-2023 School Year Report</b> .....	78
<b>Westonka 2022-2023 School Year Report</b> .....	81
<b>2022-2023 Program Summary</b> .....	84

# Be@School

## Anoka-Hennepin 2022-2023 School Year Report

Total duplicated reports: 162

Total unduplicated students: 119

Total reports accepted for investigation by child protection: 5

Average number of unexcused days at the first report: 12.3\*

\*School staff sent Report 1s **earlier** than in 2021-2022

### Students Ages 5-11

Report 1	Report 2
46	10

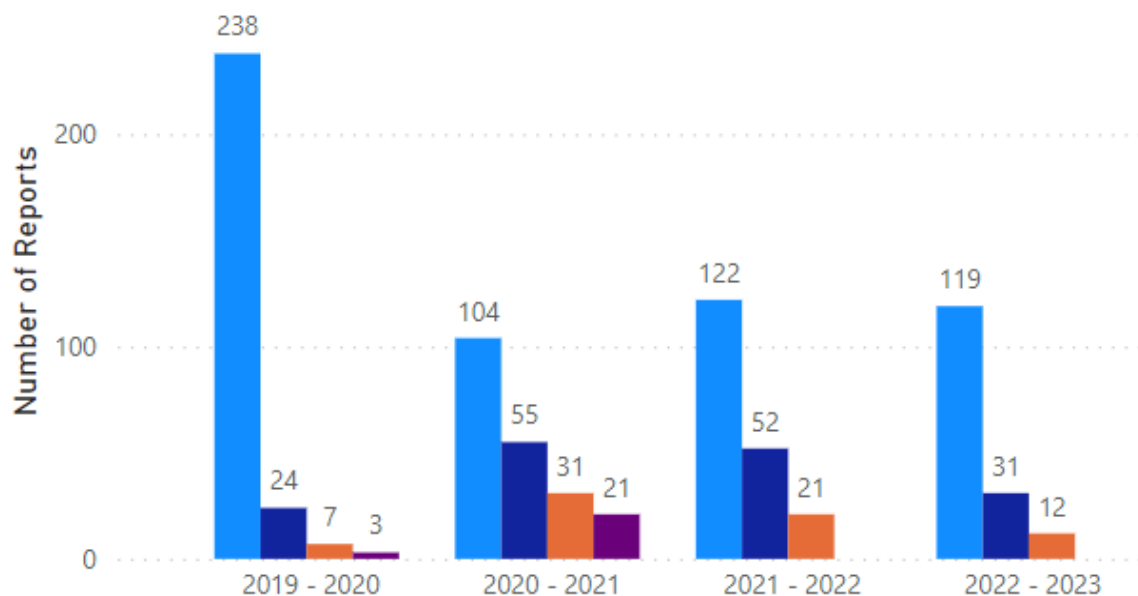
### Students Ages 12-17

Report 1	Report 2
73	21

### Number of Reports by Month

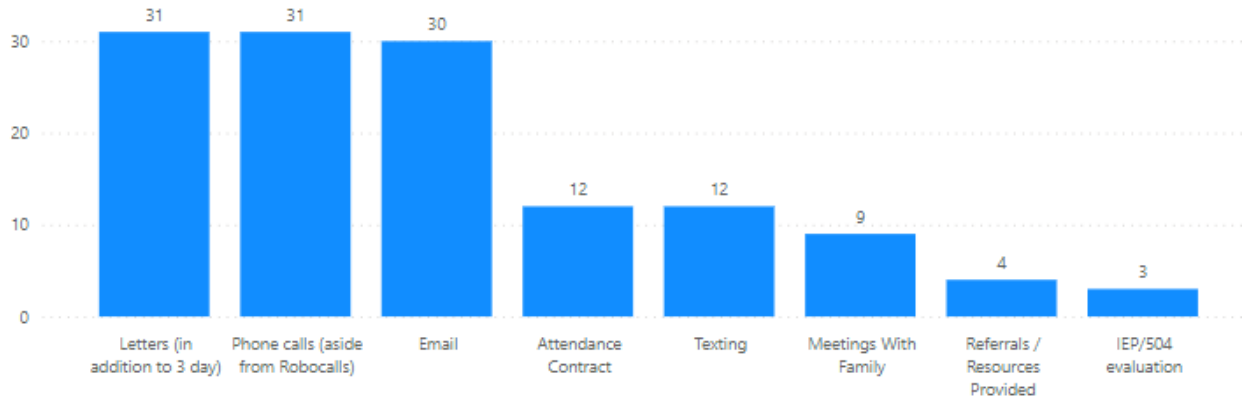
Aug	Sept	Oct	Nov	Dec	Jan	Feb	Mar	April	May	June
0	6	13	25	20	24	29	13	15	8	9

● Report 1 ● Report 2 ● Report 3 ● Report 4

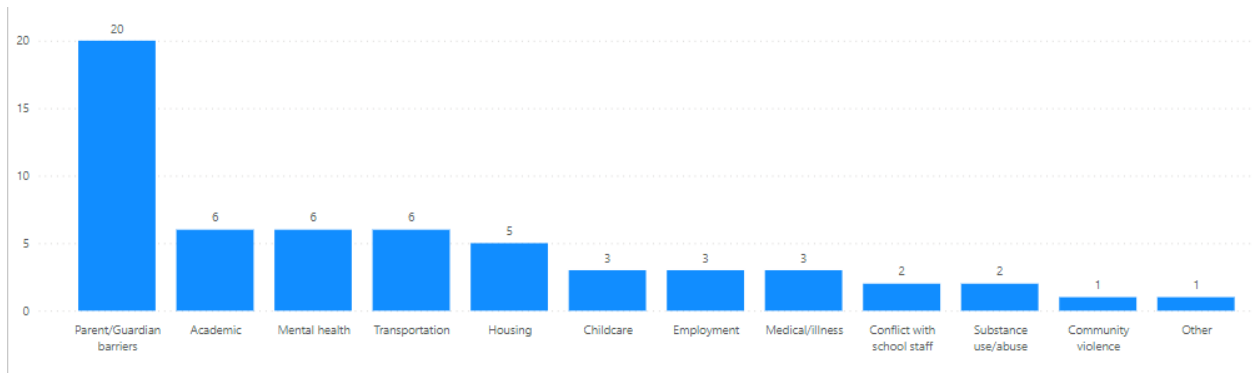


# Anoka-Hennepin 2022-2023 School Year Report

## School interventions attempted at Report 2



## Known and suspected barriers reported by school staff at Report 2



## Anoka-Hennepin Schools that Reported During the 2022-2023 School Year

School	Report 1	Report 2	Report 3	Total
Adams Elementary	2	1	1	4
Anoka-Hennepin Home School	2	0	0	2
Anoka-Hennepin Regional High School	3	0	0	3
Anoka-Hennepin Virtual Academy	9	2	0	11
Blaine High School	3	2	0	5
Champlin Park High School	4	1	0	5
Champlin-Brooklyn Park Academy for Math & Environmental Science	8	3	1	12
COMPASS Programs	1	0	0	1
Coon Rapids High School	1	0	0	1
Dayton Elementary School	5	2	0	7
Hamilton Elementary	1	0	0	1
Jackson Middle School	59	17	8	84
Lincoln Elementary School for the Arts	1	1	0	2
Mississippi Elementary School	2	0	0	2
Monroe Elementary School	11	2	2	15
Oxbow Creek Elementary School	1	0	0	1
Ramsey Elementary	2	0	0	2
River Trail Learning Center	4	0	0	4
<b>Total</b>	<b>119</b>	<b>31</b>	<b>12</b>	<b>162</b>

## Anoka-Hennepin Schools that Did Not Report During the 2022-2023 School Year

Andover Elementary School  
 Anoka High School  
 Anoka Middle School for the Arts- Fred Moore Campus  
 Anoka Middle School for the Arts- Washington Campus  
 Anoka-Hennepin Technical High School  
 Coon Rapids Middle School  
 Evergreen Park World Cultures Community School  
 Hoover Elementary School  
 Johnsville Elementary School  
 McKinley Elementary  
 Morris Bye Elementary  
 Roosevelt Middle School

# Be@School

## Bloomington 2022-2023 School Year Report

Total duplicated reports: 602

Total unduplicated students: 429

Total reports accepted for investigation by child protection: 22

Average number of unexcused days at the first report: 15.5\*

\*School staff sent Report 1s later than in 2021-2022

### Student ages 5-11

Report 1	Report 2
159	53

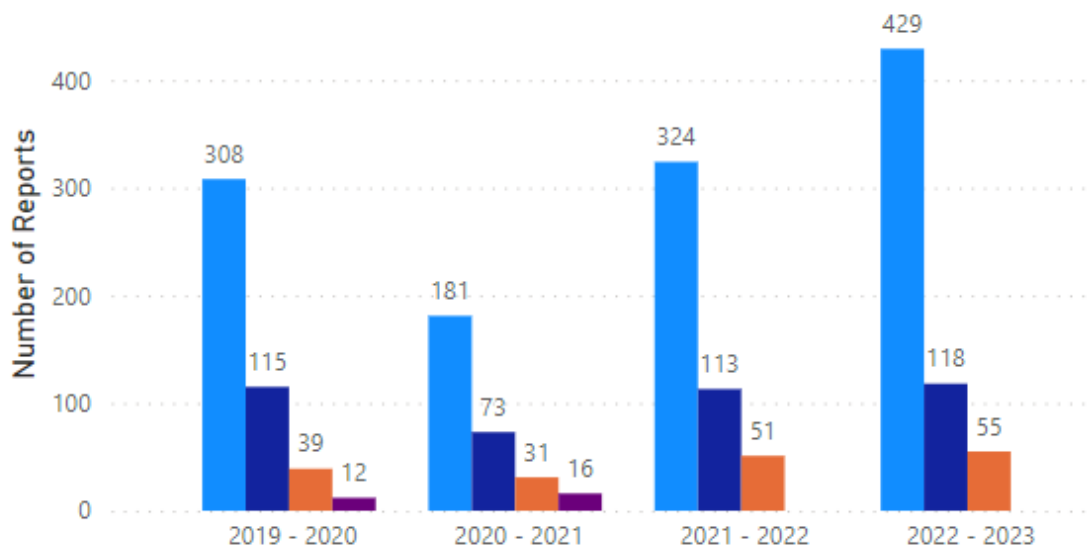
### Student ages 12-17

Report 1	Report 2
270	65

### Number of Reports by Month

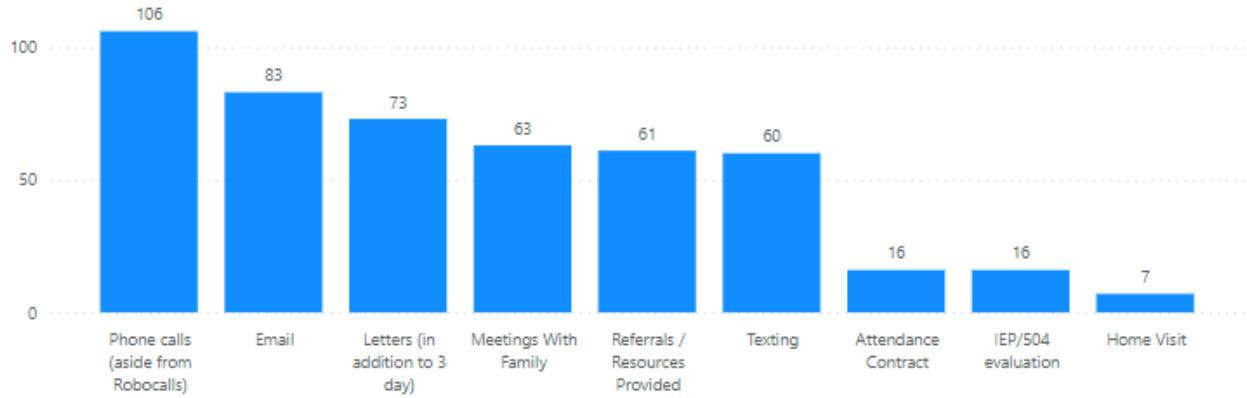
Aug	Sept	Oct	Nov	Dec	Jan	Feb	Mar	April	May	June
0	13	65	77	54	86	65	106	56	83	0

● Report 1 ● Report 2 ● Report 3 ● Report 4

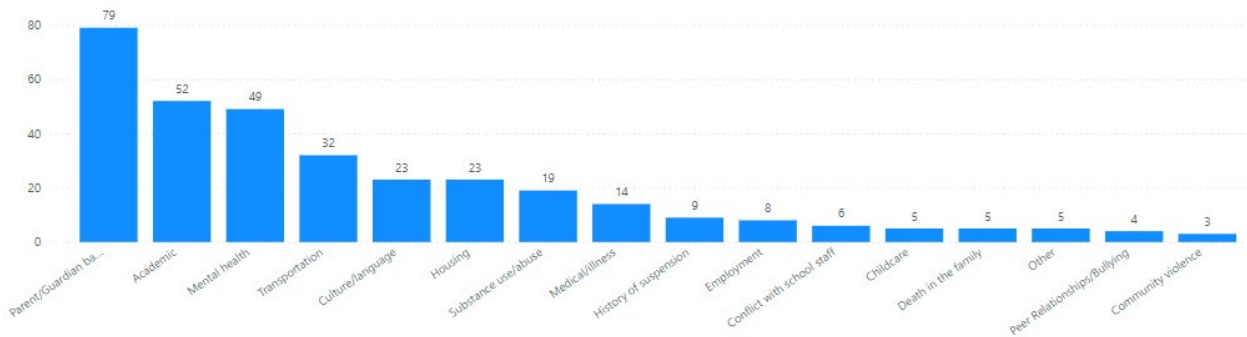


# Bloomington 2022-2023 School Year Report

## School interventions attempted at Report 2



## Known and suspected barriers reported by school staff at Report 2



## Bloomington Schools that Reported During the 2022-2023 School Year

School	Report 1	Report 2	Report 3	Total
Hillcrest Community School	1	0	0	1
Indian Mounds Elementary	7	2	2	11
John F Kennedy Senior High School	128	33	18	179
New Code Academy Elementary School	5	0	0	5
New Code Academy High School	5	0	0	5
New Code Academy Middle School	5	2	0	7
Normandale Hills Elementary School	10	0	0	10
Oak Grove Elementary	3	0	0	3
Oak Grove Middle School	33	11	1	45
Olson Elementary School	13	4	1	18
Olson Middle School - Bloomington	9	2	1	12
Poplar Bridge Elementary School	9	4	3	16
Thomas Jefferson High School	64	0	0	64
Valley View Elementary School	61	24	10	95
Valley View Middle School - Bloomington	35	19	13	67
Washburn Elementary School	23	8	1	32
Westwood Elementary School	18	9	5	32
<b>Total</b>	<b>429</b>	<b>118</b>	<b>55</b>	<b>602</b>

## Bloomington Schools that Did Not Report During the 2022-2023 School Year

Beacon Alternative Learning Program  
 Bloomington Transition Center  
 Choice Alternative High School  
 Ridgeview Elementary  
 SUN Center



# Be@School

## Brooklyn Center 2022-2023 School Year Report

Total duplicated reports: 175

Total unduplicated students: 113

Total reports accepted for investigation by child protection: 5

Average number of unexcused days at the first report: 14.1\*

\*School staff sent Report 1s **earlier** than in 2021-2022

### Student ages 5-11

Report 1	Report 2
18	5

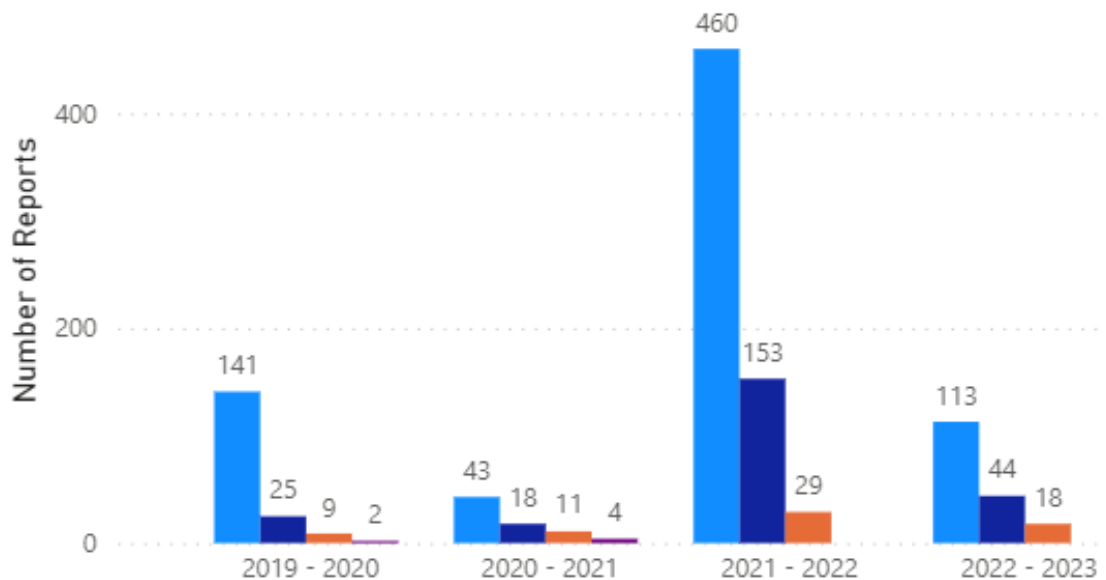
### Student ages 12-17

Report 1	Report 2
95	39

### Number of Reports by Month

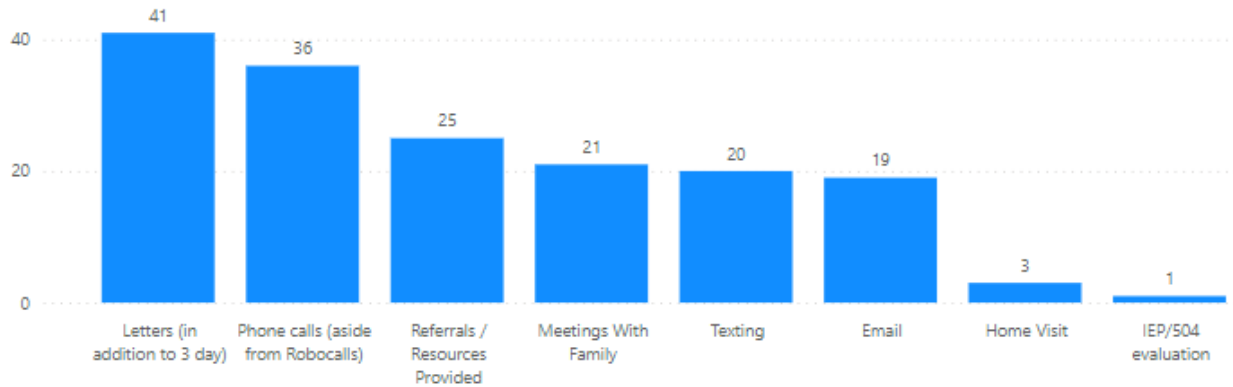
Aug	Sept	Oct	Nov	Dec	Jan	Feb	Mar	April	May	June
0	7	25	36	8	11	20	21	22	21	4

● Report 1 ● Report 2 ● Report 3 ● Report 4

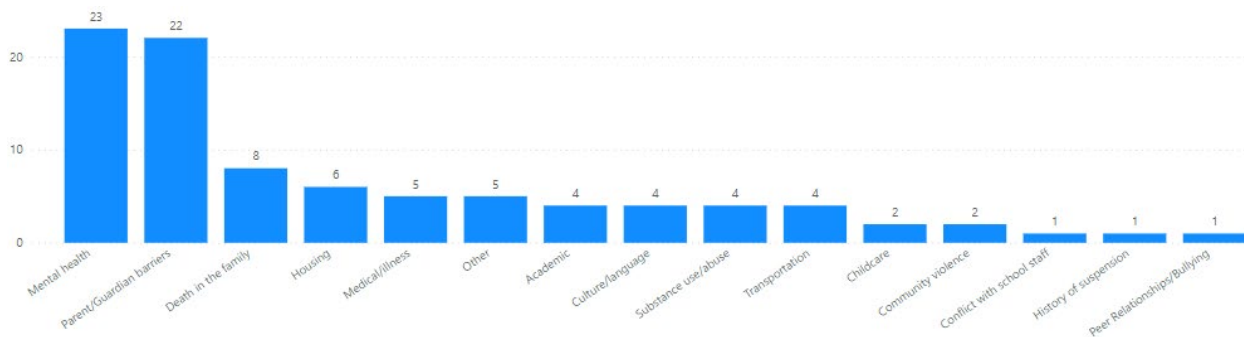


# Brooklyn Center 2022-2023 School Year Report

## School interventions attempted at Report 2



## Known and suspected barriers reported by school staff at Report 2



Brooklyn Center Schools that Reported During the 2022-2023 School Year

School	Report 1	Report 2	Report 3	Total
Brooklyn Center Academy	2	1	0	3
Brooklyn Center Elementary	11	5	4	20
Brooklyn Center Secondary	95	36	12	143
INSIGHT School of Minnesota	5	2	2	9
<b>Total</b>	<b>113</b>	<b>44</b>	<b>18</b>	<b>175</b>

Brooklyn Center Schools that Did Not Report During the 2022-2023 School Year

# Be@School

## Buffalo 2022-2023 School Year Report

Total duplicated reports: 7

Total unduplicated students: 3

Total reports accepted for investigation by child protection: 0

Average number of unexcused days at the first report: 7.7\*

\*School staff sent Report 1s **earlier** than in 2021-2022

### Student ages 5-11

Report 1	Report 2
2	2

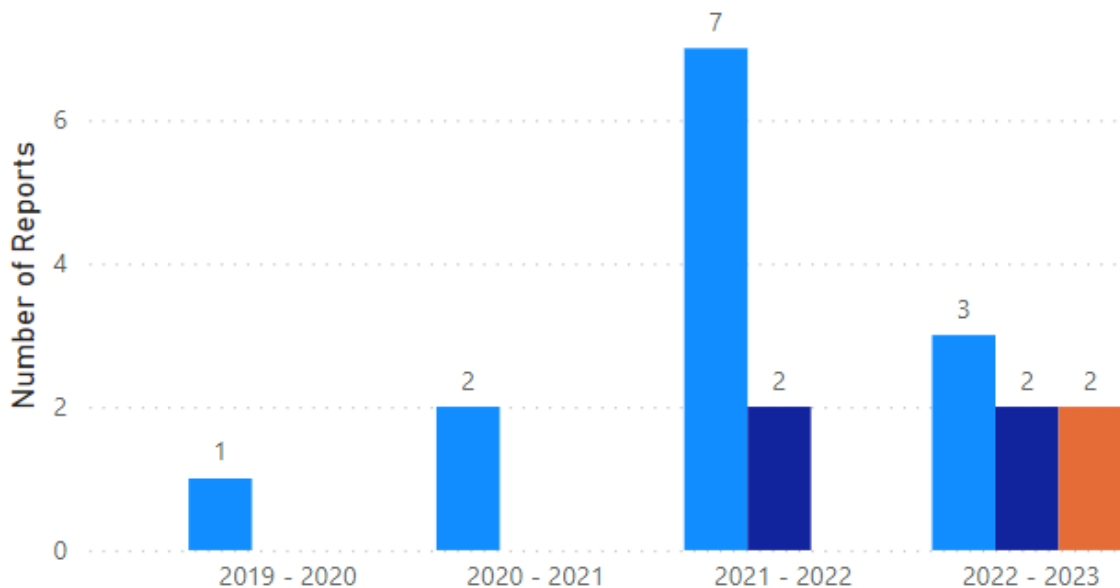
### Student ages 12-17

Report 1	Report 2
1	(Blank)

### Number of Reports by Month


Aug	Sept	Oct	Nov	Dec	Jan	Feb	Mar	April	May	June
0	0	0	0	2	4	1	0	0	0	0

● Report 1 ● Report 2 ● Report 3

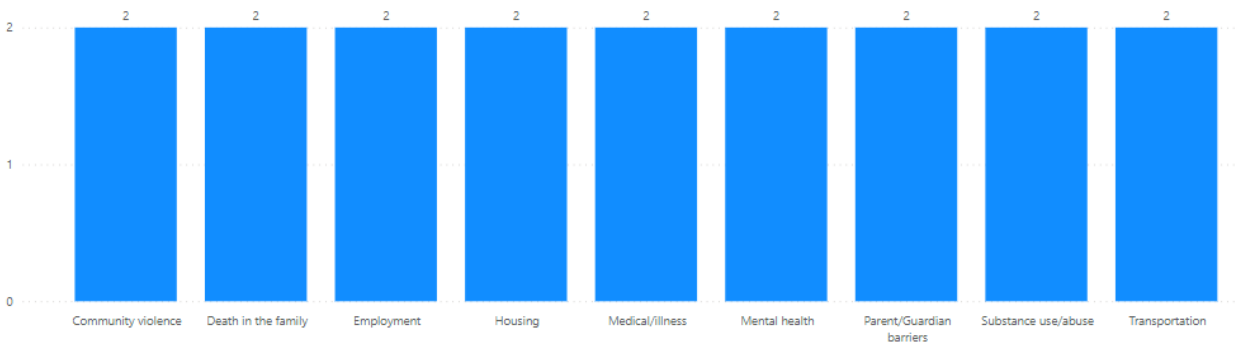


# Buffalo 2022-2023 School Year Report

## School interventions attempted at Report 2



## Known and suspected barriers reported by school staff at Report 2



## Buffalo Schools that Reported During the 2022-2023 School Year

School	Report 1	Report 2	Report 3	Total
Buffalo High School / Art Magnet Program-NW Suburban Integration District	1	0	0	1
Hanover Elementary	2	2	2	6
<b>Total</b>	<b>3</b>	<b>2</b>	<b>2</b>	<b>7</b>

## Buffalo Schools that Did Not Report During the 2022-2023 School Year

Buffalo Community Middle School  
Northwinds Elementary School  
Phoenix Learning Center  
Wright Technical Center

# Be@School

## Charter Schools outside Hennepin County 2022-2023 School Year Report

Total duplicated reports: 133

Total unduplicated students: 98

Total reports accepted for investigation by child protection: 5

Average number of unexcused days at the first report: 13.4\*

\*School staff sent Report 1s **later** than in 2021-2022

### Student ages 5-11

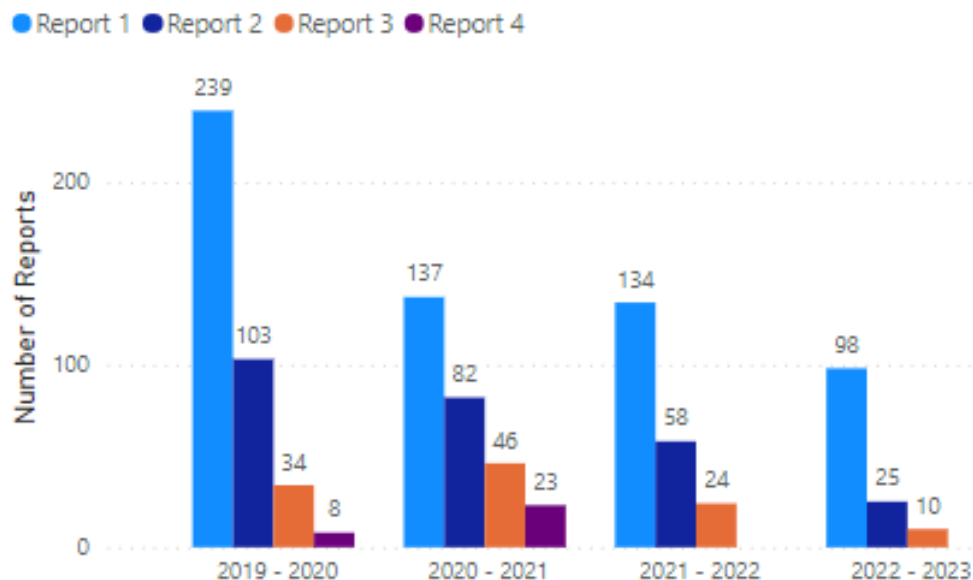
Report 1	Report 2
61	16

### Student ages 12-17

Report 1	Report 2
37	9

### Number of Reports by Month

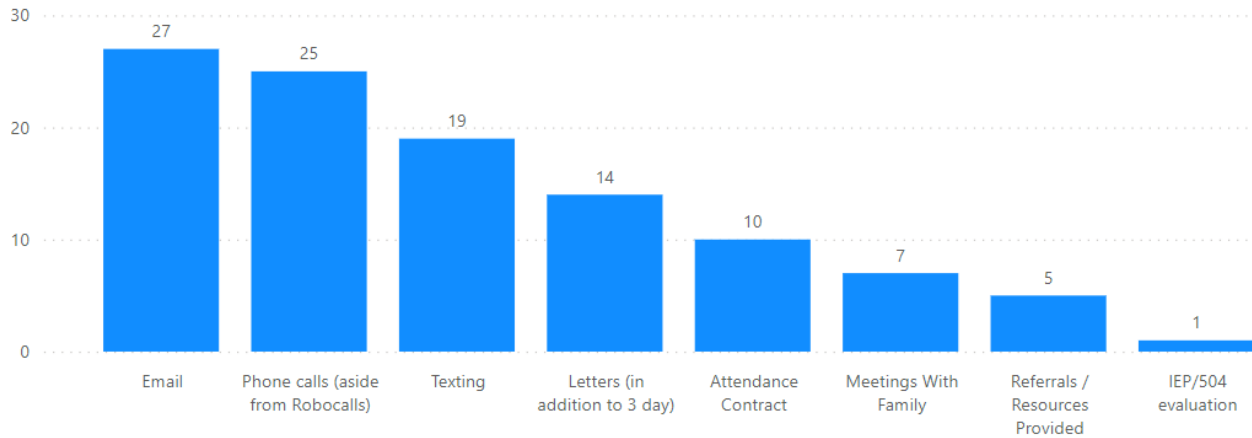
Aug	Sept	Oct	Nov	Dec	Jan	Feb	Mar	April	May	June
0	7	27	21	27	18	8	15	10	0	0



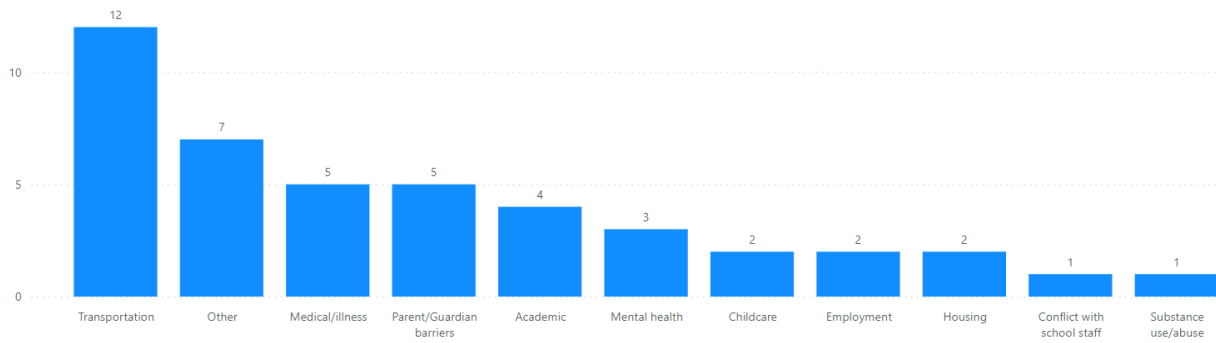
# Charter Schools outside Hennepin County 2022-2023

## School Year Report

### School interventions attempted at Report 2



### Known and suspected barriers reported by school staff at Report 2





## Charter Schools outside Hennepin County that Reported During the 2022-2023 School Year

School	Report 1	Report 2	Report 3	Total
Avalon School (Ramsey County)	9	1	1	11
Community of Peace Academy (Ramsey County)	4	0	0	4
Falcon View Connections Academy	7	3	3	13
Hmong College Prep Academy (Ramsey County)	2	0	0	2
Jennings Community School	1	0	0	1
Kaleidoscope Charter School	1	0	0	1
Metro Deaf School	1	0	0	1
Minnesota Online High School	1	0	0	1
Northwest Passage High School	4	4	2	10
Paladin Career and Technical High School	1	0	0	1
Prodeo Academy - Columbia Heights	63	15	4	82
St. Paul City Middle School	1	0	0	1
St. Paul Conservatory for Performing Artists	3	2	0	5
<b>Total</b>	<b>98</b>	<b>25</b>	<b>10</b>	<b>133</b>

## Charter Schools outside Hennepin County that Did Not Report During the 2022-2023 School Year

Academia Cesar Chavez (Ramsey County)  
 Academic Arts High School (Ramsey County)  
 Academy of Bioscience (Ramsey County)  
 Achieve Language Academy (Ramsey County)  
 AFSA High School (Ramsey County)  
 Career Pathways  
 College Prep Elementary  
 Cologne Academy  
 Community School of Excellence (Ramsey County)  
 Dugsi Academy  
 EdVisions Off-Campus  
 Face to Face Academy (Ramsey County)  
 FIT Academy  
 General John W. Vessey Jr. Leadership Academy (Ramsey County)  
 Global Academy  
 Great River School (Ramsey County)  
 Heritage E-STEM Magnet School  
 High School for Recording Arts (Ramsey County)  
 Higher Ground Academy (Ramsey County)  
 HOPE Community Academy (Ramsey County)

Laura Jeffrey Academy Charter (Ramsey County)  
LIFE Prep School  
MN Deaf School - MN North Star Academy  
Natural Science Academy  
NOVA Classical Academy  
PACT Charter School  
Paideia Academy Charter  
Prodeo Academy - St. Paul  
Sobriety High School  
SPECTRUM High School (Sherburne County)  
St. Paul City High School  
St. Paul City Primary School

# Be@School

## Charter Schools within Hennepin County 2022-2023 School Year Report

Total duplicated reports: 822

Total unduplicated students: 662

Total reports accepted for investigation by child protection: 10

Average number of unexcused days at the first report: 12.4\*

\*School staff sent Report 1s **earlier** than in 2021-2022

### Student ages 5-11

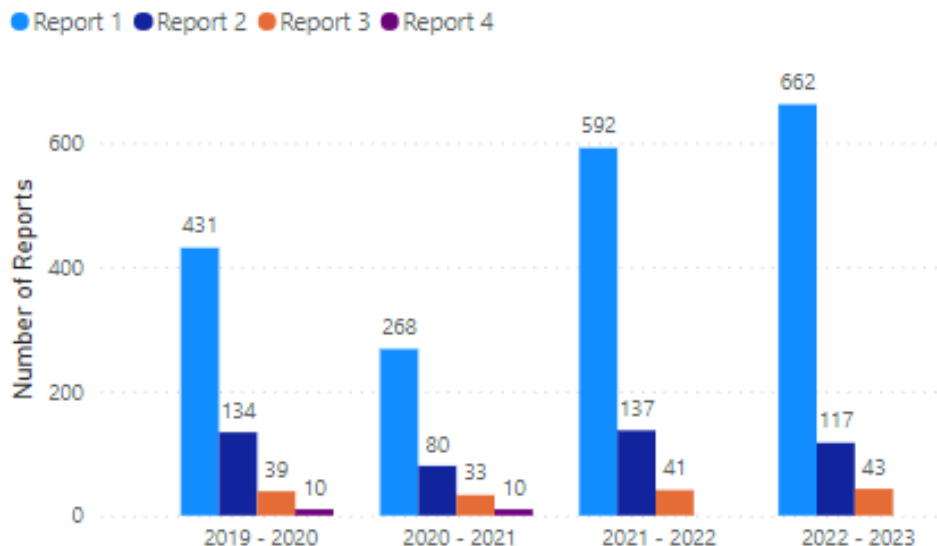
Report 1	Report 2
398	52

### Student ages 12-17

Report 1	Report 2
264	65

### Number of Reports by Month

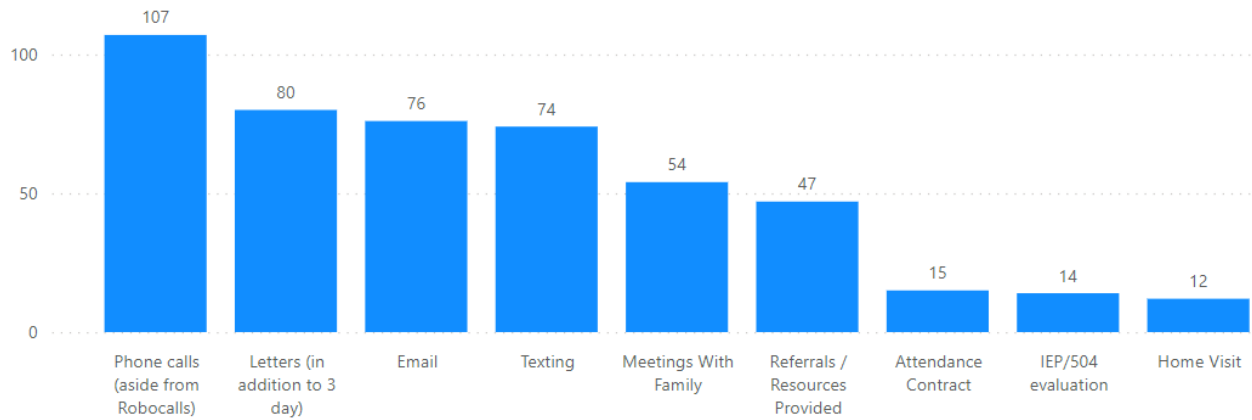
Aug	Sept	Oct	Nov	Dec	Jan	Feb	Mar	April	May	June
0	8	16	70	111	140	68	136	176	64	33



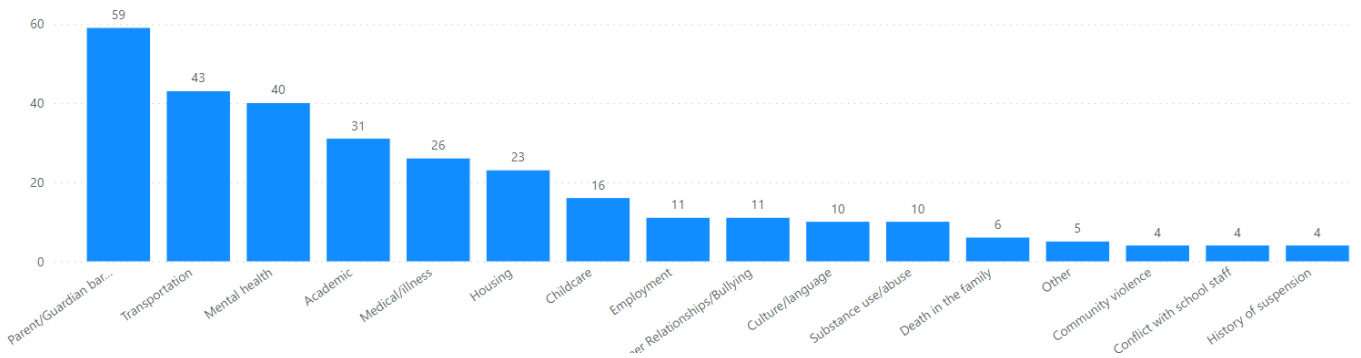
# Charter Schools within Hennepin County 2022-2023

## School Year Report

### School interventions attempted at Report 2



### Known and suspected barriers reported by school staff at Report 2



## Charter Schools within Hennepin County that Reported During the 2022-2023 School Year

School	Report 1	Report 2	Report 3	Total
Agamim Classical Academy	7	2	1	10
Athlos Leadership Academy	52	0	0	52
Aurora Charter School	26	6	1	33
Bdote Learning Center	22	8	1	31
Beacon Academy	5	1	1	7
Best Academy	19	0	0	19
BlueSky Online Charter School	4	2	0	6
Cyber Village Academy	22	1	0	23
Eagle Ridge Academy	14	0	0	14
Excell Academy for Higher Learning	109	0	0	109
Friendship Academy of the Arts	12	6	2	20
Hennepin Elementary	11	0	0	11
Hennepin Middle School	1	0	0	1
Hiawatha College Prep - Kingfield	8	3	2	13
Hiawatha College Prep - Northrop	1	1	0	2
Hiawatha Collegiate High School	59	21	5	85
Hiawatha Leadership Academy - Northrop	15	4	0	19
KIPP North Star Elementary & Middle School	9	1	0	10
Legacy of Dr. Josie R. Johnson Montessori School	4	1	0	5
Lincoln International High School	1	0	0	1
Lionsgate Academy	2	0	0	2
Minnesota Excellence in Learning Academy	13	9	3	25
Minnesota Transitions School Elementary	37	17	8	62
Minnesota Transitions School Secondary	8	6	5	19
New City School	1	0	0	1
New Millennium Academy	39	7	3	49
Noble Academy	10	0	0	10
Parnassus Preparatory School	18	5	3	26
Partnership Academy	2	0	0	2
PiM Arts High School	11	4	3	18
Prairie Seeds Academy	65	8	2	75
Seven Hills Preparatory Academy - Bloomington	1	1	1	3
Spero Academy	2	0	0	2
Stonebridge World School	48	3	2	53
Venture Academy	2	0	0	2
Watershed High School	2	0	0	2
<b>Total</b>	<b>662</b>	<b>117</b>	<b>43</b>	<b>822</b>

## Charter Schools within Hennepin County that Did Not Report During the 2022-2023 School Year

Academy of North Minneapolis-Charter  
Augsburg Fairview Academy  
Banaadir Academy  
Banaadir Elementary  
Beacon Preparatory School  
Big Picture Twin Cities  
Carter G. Woodson Academy  
Cedar Riverside Community School  
Dunwoody Academy  
El Colegio High School  
Emily O. Goodridge-Grey Accelerated Charter School  
Four Directions Charter School  
General Colin L. Powell Leadership Academy  
Harvest Best Academy  
Hiawatha Leadership Academy - Morris Park  
Horizon Science Academy  
International Spanish Language Academy  
KIPP Legacy Academy  
KIPP Legacy Elementary School  
KIPP North Star Primary  
Learning for Leadership Charter School  
Loveworks Academy for Visual & Performing Arts  
Metro College Prep High School  
Metro Tech Academy  
Metropolitan Education for Future Employment  
Minneapolis Academy Charter  
Minneapolis College Preparatory School  
Minnesota Early Learning Academy  
Minnesota Flex Academy  
Minnesota International Middle School  
Minnesota Internship Center  
Minnesota School of Science  
Modern Montessori Charter School  
MTS Middle School  
Nasha Shkola Charter School  
New Visions Academy Charter School  
Nompeng Academy  
Northeast College Prep  
Odyssey Academy  
P.E.A.S.E Academy

Parnassus Preparatory Charter  
Progeny Academy  
Quest Academy  
Richard Allen Math & Science Academy  
SAGE Academy  
SET Academy School  
Seven Hills Preparatory Academy - Richfield  
Sojourner Truth Academy  
Southside Family Charter School  
The Mastery School  
Twin Cities International Elementary School  
Ubah Medical Academy  
Universal Academy Charter School  
Yinghua Academy

# Be@School

## Eden Prairie 2022-2023 School Year Report

Total duplicated reports: 267

Total unduplicated students: 169

Total reports accepted for investigation by child protection: 8

Average number of unexcused days at the first report: 15.5\*

\*School staff sent Report 1s **earlier** than in 2021-2022

### Student ages 5-11

Report 1	Report 2
36	9

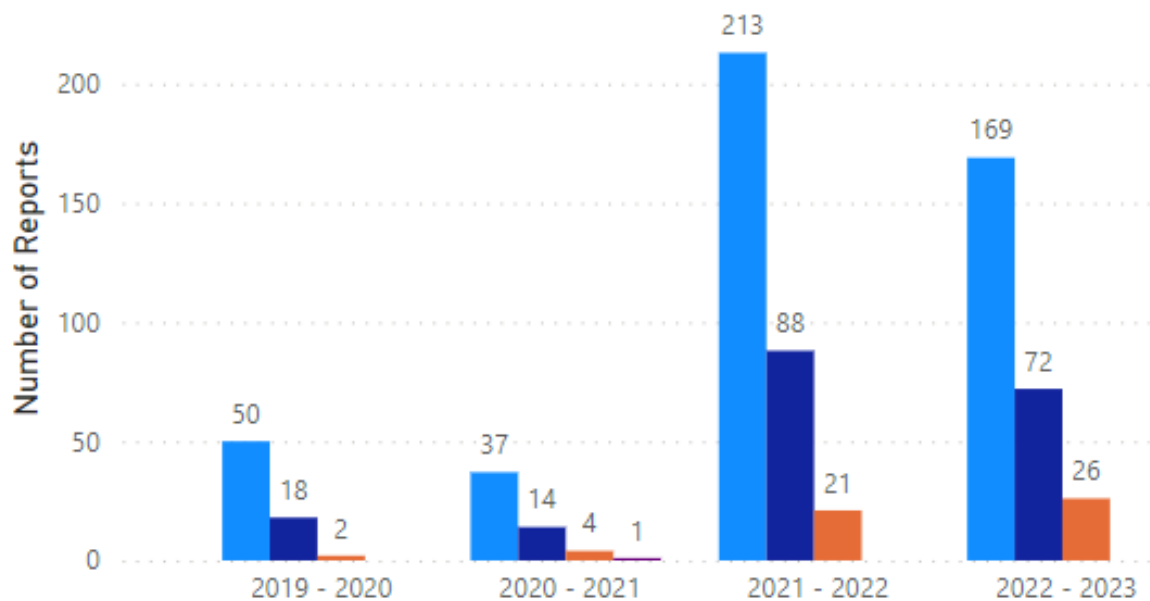
### Student ages 12-17

Report 1	Report 2
133	63

### Number of Reports by Month

Aug	Sept	Oct	Nov	Dec	Jan	Feb	Mar	April	May	June
0	10	24	28	30	39	42	38	37	19	9

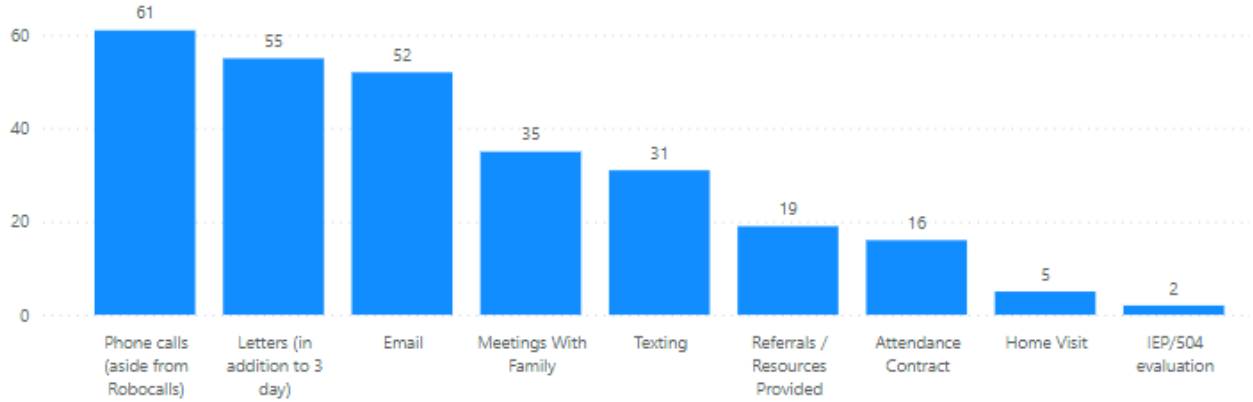
● Report 1 ● Report 2 ● Report 3 ● Report 4



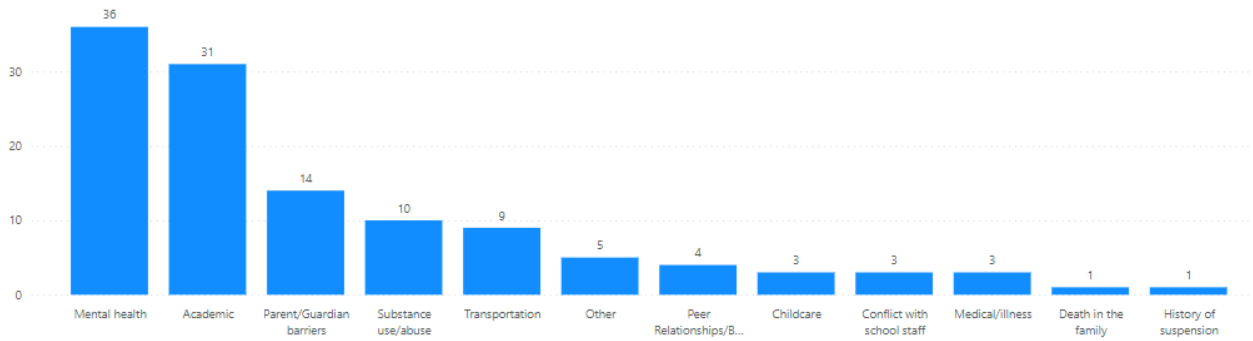


# Eden Prairie 2022-2023 School Year Report

## School interventions attempted at Report 2



## Known and suspected barriers reported by school staff at Report 2



## Eden Prairie Schools that Reported During the 2022-2023 School Year

School	Report 1	Report 2	Report 3	Total
Cedar Ridge Elementary	2	2	2	<b>6</b>
Central Middle School - Eden Prairie	14	6	1	<b>21</b>
Eagle Heights Spanish Immersion School	1	0	0	<b>1</b>
Eden Prairie High School	53	25	12	<b>90</b>
Eden Prairie Online	72	34	10	<b>116</b>
Forest Hills Elementary	8	3	1	<b>12</b>
Oak Point Elementary	15	2	0	<b>17</b>
Prairie View Elementary School	4	0	0	<b>4</b>
<b>Total</b>	<b>169</b>	<b>72</b>	<b>26</b>	<b>267</b>

## Eden Prairie Schools that Did Not Report During the 2022-2023 School Year

Eden Lake Elementary

# Be@School

## Edina 2022-2023 School Year Report

Total duplicated reports: 82

Total unduplicated students: 57

Total reports accepted for investigation by child protection: 5

Average number of unexcused days at the first report: 13.4\*

\*School staff sent Report 1s **earlier** than in 2021-2022

### Student ages 5-11

Report 1

Report 2

11

4

### Student ages 12-17

Report 1

Report 2

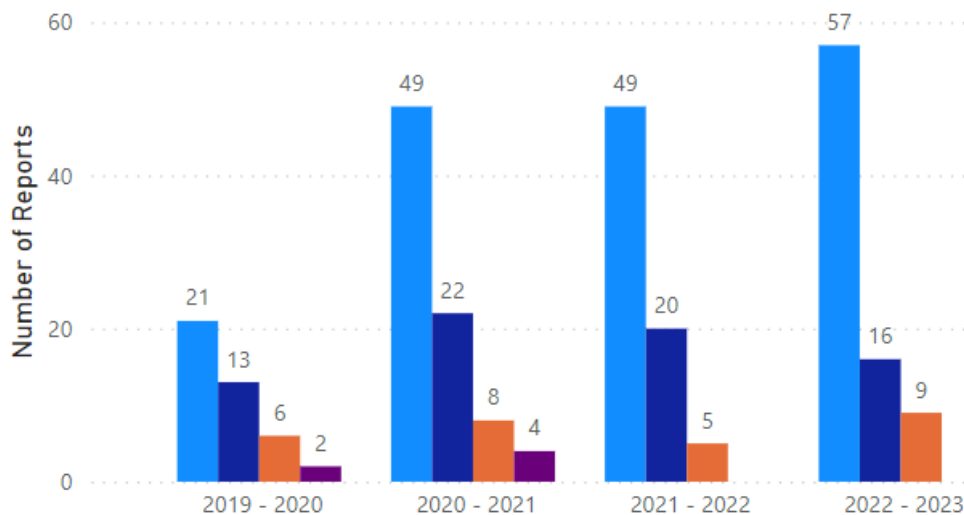
38

16

### Number of Reports by Month

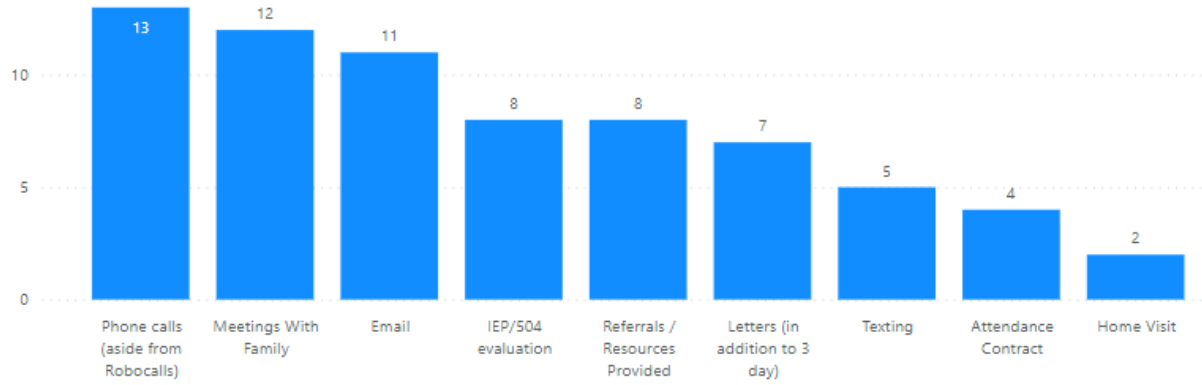
Aug	Sept	Oct	Nov	Dec	Jan	Feb	Mar	April	May	June
0	1	7	14	10	10	6	11	10	13	0

● Report 1 ● Report 2 ● Report 3 ● Report 4

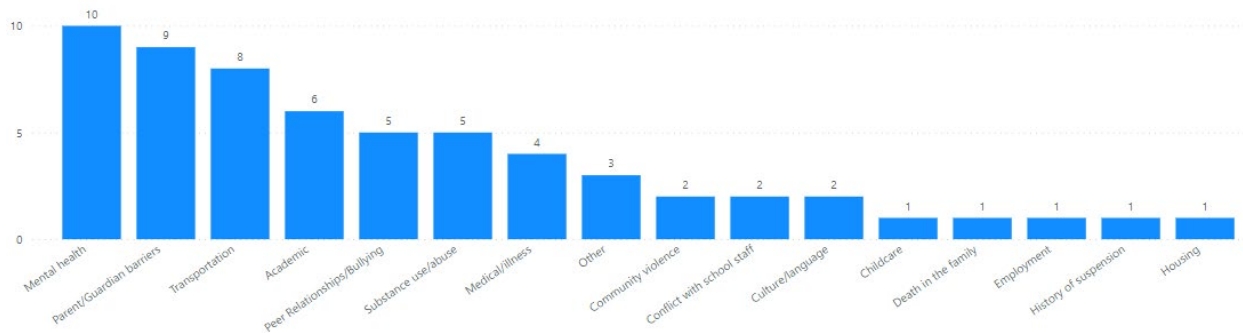


# Edina 2022-2023 School Year Report

## School interventions attempted at Report 2



## Known and suspected barriers reported by school staff at Report 2



## Edina Schools that Reported During the 2022-2023 School Year

School	Report 1	Report 2	Report 3	Total
Valley View Middle School - Edina	7	1	0	<b>8</b>
South View Middle School	7	4	2	<b>13</b>
Highlands Elementary	5	2	2	<b>9</b>
Edina Virtual Pathway	1	0	0	<b>1</b>
Edina High School	23	3	2	<b>28</b>
Creek Valley Elementary	3	2	1	<b>6</b>
Countryside Elementary	1	1	1	<b>3</b>
Cornelia Elementary	10	3	1	<b>14</b>
<b>Total</b>	<b>57</b>	<b>16</b>	<b>9</b>	<b>82</b>

## Edina Schools that Did Not Report During the 2022-2023 School Year

- Edina Virtual Pathway
- Normandale Elementary

# Be@School

## Elk River 2022-2023 School Year Report

Total duplicated reports: 90

Total unduplicated students: 64

Total reports accepted for investigation by child protection: 4

Average number of unexcused days at the first report: 17.0\*

\*School staff sent Report 1s **earlier** than in 2021-2022

### Student ages 5-11

Report 1	Report 2
5	3

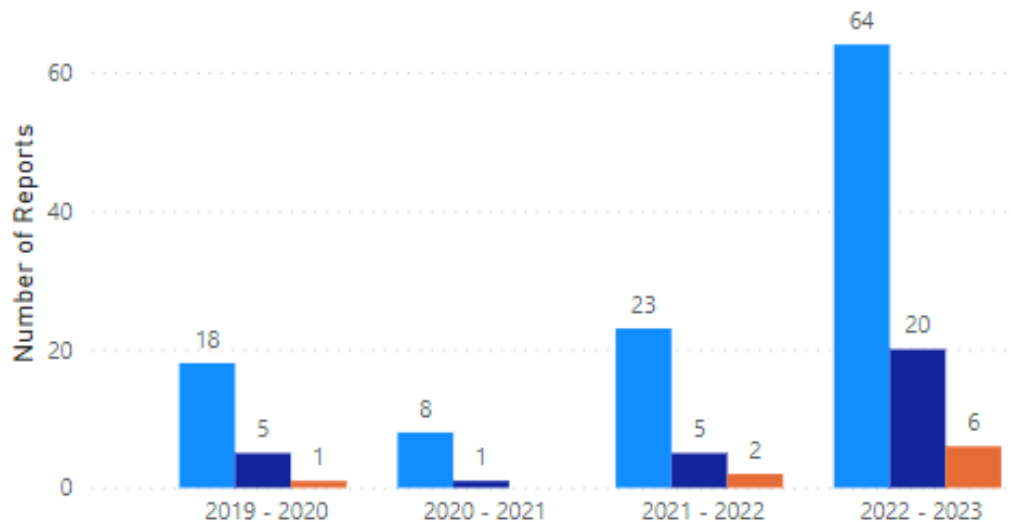
### Student ages 12-17

Report 1	Report 2
59	17

### Number of Reports by Month

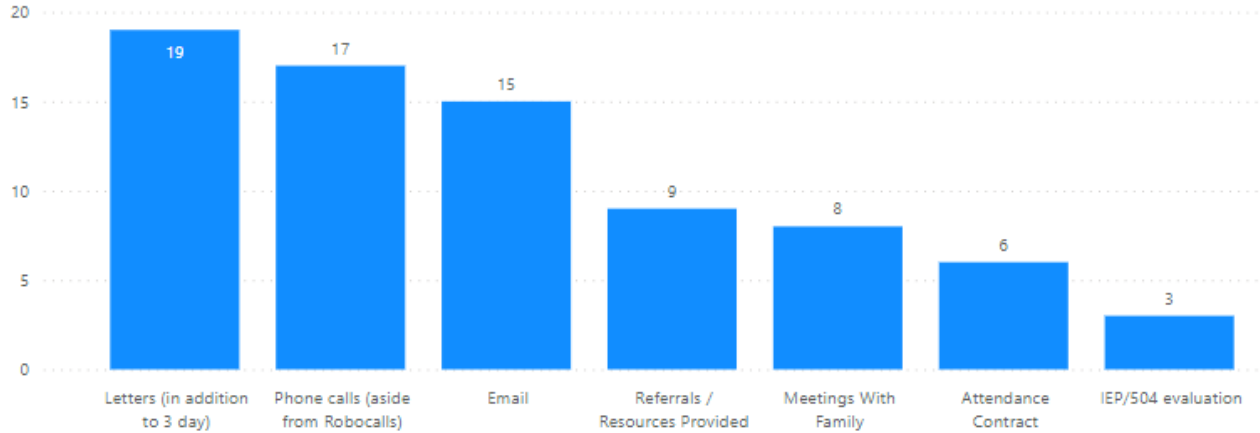
Aug	Sept	Oct	Nov	Dec	Jan	Feb	Mar	April	May	June
0	3	9	10	3	11	8	19	18	7	2

● Report 1 ● Report 2 ● Report 3

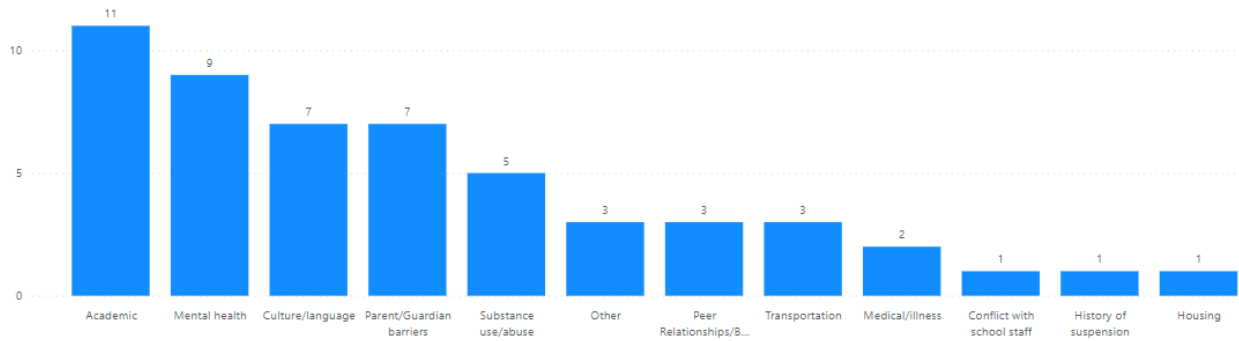


# Elk River 2022-2023 School Year Report

## School interventions attempted at Report 2



## Known and suspected barriers reported by school staff at Report 2



## Elk River Schools that Reported During the 2022-2023 School Year

School	Report 1	Report 2	Report 3	Total
Zimmerman Middle-High School	1	1	0	2
VandenBerge Middle School	1	0	0	1
Rogers Middle School	10	4	1	15
Rogers High School	43	13	3	59
Prairie View Elementary and Middle School	2	1	1	4
Online728 High School	1	0	0	1
Online728 Elementary School	1	0	0	1
Hassan Elementary School	1	1	1	3
Elk River High School	4	0	0	4
<b>Total</b>	<b>64</b>	<b>20</b>	<b>6</b>	<b>90</b>

## Elk River Schools that Did Not Report During the 2022-2023 School Year

Ivan Sand Community School  
 Lincoln Elementary School  
 Meadowvale Elementary School  
 Online728 Middle School  
 Otsego Elementary School



# Be@School

## Hopkins 2022-2023 School Year Report

Total duplicated reports: 368

Total unduplicated students: 273

Total reports accepted for investigation by child protection: 11

Average number of unexcused days at the first report: 19.5\*

\*School staff sent Report 1s later than in 2021-2022

### Student ages 5-11

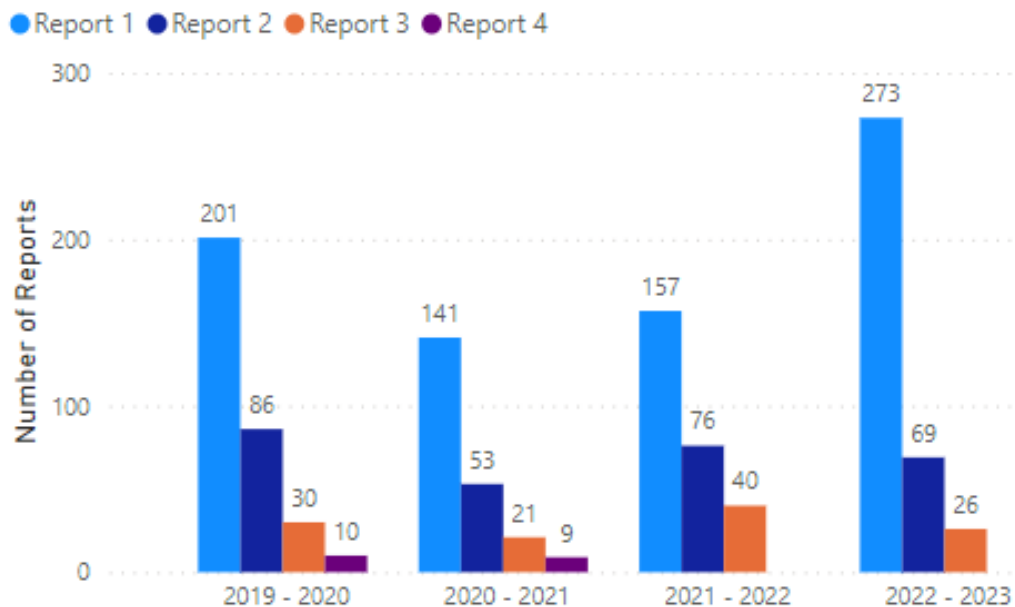
Report 1	Report 2
96	27

### Student ages 12-17

Report 1	Report 2
177	42

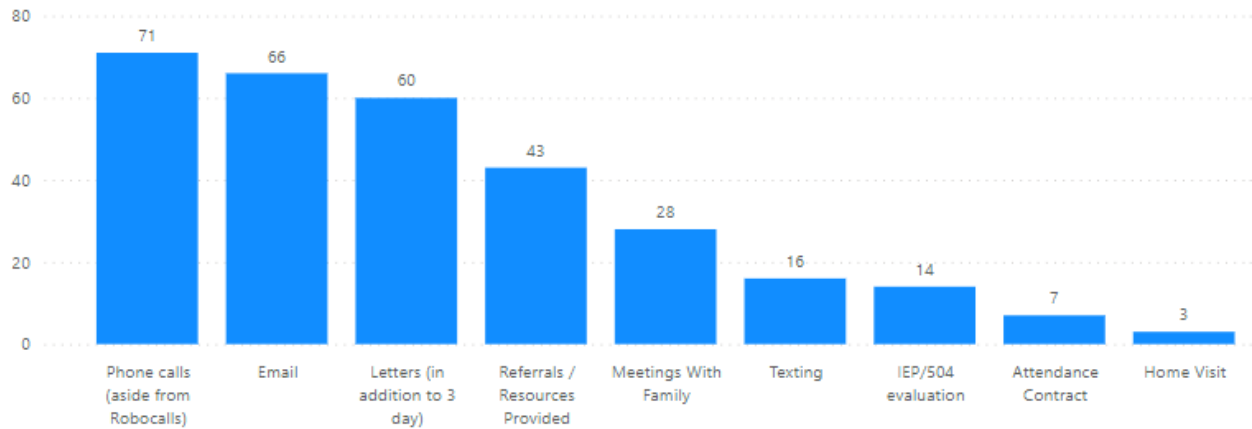
### Number of Reports by Month

Aug	Sept	Oct	Nov	Dec	Jan	Feb	Mar	April	May	June
0	3	16	36	53	53	52	55	41	55	4

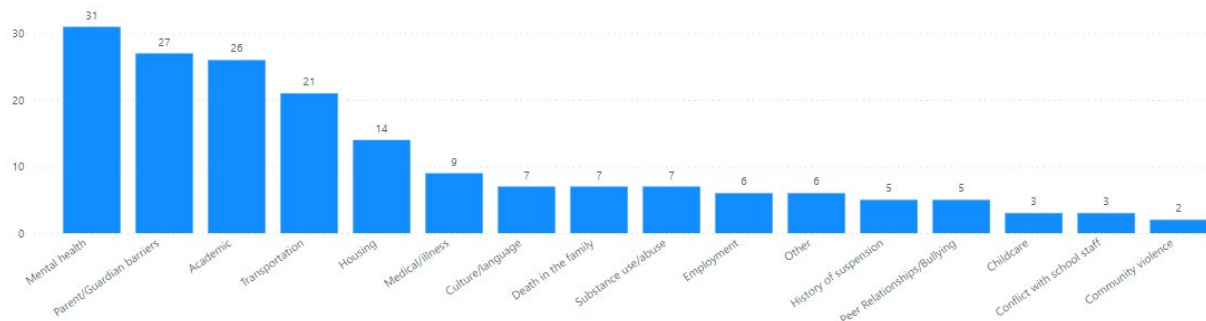


# Hopkins 2022-2023 School Year Report

## School interventions attempted at Report 2



## Known and suspected barriers reported by school staff at Report 2



## Hopkins Schools that Reported During the 2022-2023 School Year

School	Report 1	Report 2	Report 3	Total
VirtualEDU	18	6	1	<b>25</b>
Meadowbrook Elementary	12	5	1	<b>18</b>
L H Tanglen Elementary	21	7	1	<b>29</b>
Hopkins West Junior High	47	11	1	<b>59</b>
Hopkins North Junior High School	43	24	16	<b>83</b>
Hopkins High School	72	1	1	<b>74</b>
Glen Lake Elementary	4	1	0	<b>5</b>
Gatewood Elementary School	41	11	5	<b>57</b>
Eisenhower Elementary School	5	0	0	<b>5</b>
Alice Smith Elementary School	10	3	0	<b>13</b>
<b>Total</b>	<b>273</b>	<b>69</b>	<b>26</b>	<b>368</b>

## Hopkins Schools that Did Not Report During the 2022-2023 School Year

XinXing Academy

# Be@School

## ISD 287 2022-2023 School Year Report

Total duplicated reports: 147

Total unduplicated students: 78

Total reports accepted for investigation by child protection: 5

Average number of unexcused days at the first report: 16.3\*

\*School staff sent Report 1s **earlier** than in 2021-2022

### Student ages 5-11

Report 1	Report 2
16	7

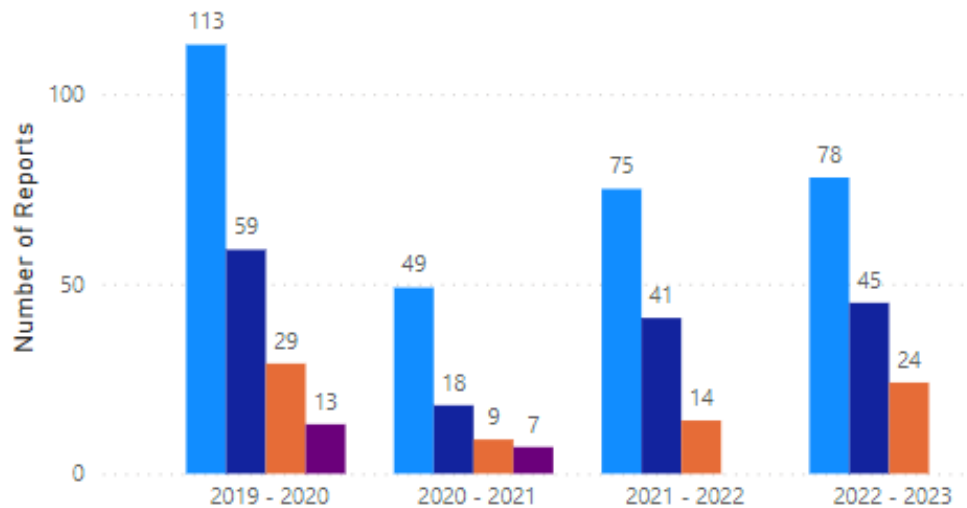
### Student ages 12-17

Report 1	Report 2
62	38

### Number of Reports by Month

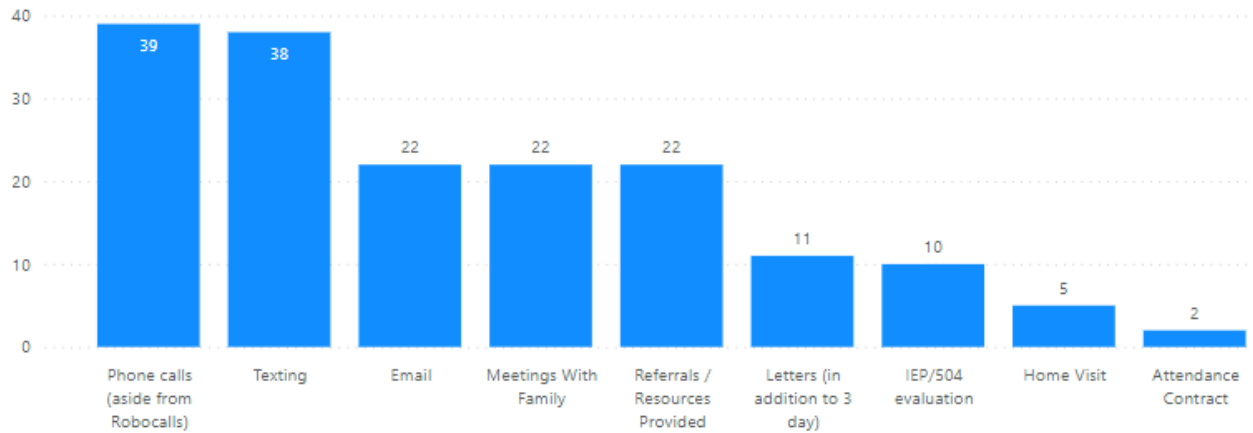
Aug	Sept	Oct	Nov	Dec	Jan	Feb	Mar	April	May	June
0	4	13	28	17	26	23	1	19	5	2

● Report 1 ● Report 2 ● Report 3 ● Report 4

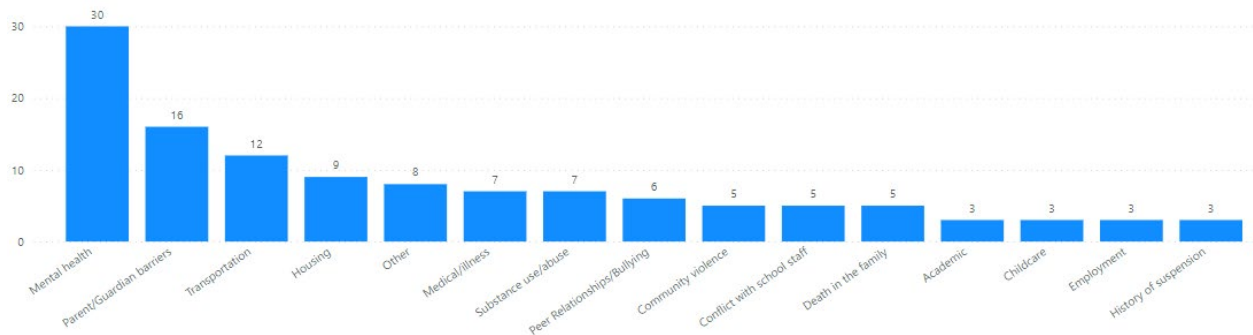


# ISD 287 2022-2023 School Year Report

## School interventions attempted at Report 2



## Known and suspected barriers reported by school staff at Report 2



## ISD 287 Schools that Reported During the 2022-2023 School Year

School	Report 1	Report 2	Report 3	Total
West High School - West Education Center	1	0	0	1
West Alternative W-ALT - West Education Center	4	3	3	10
SUN - North Education Center	4	2	2	8
SEC - South Education Center	17	8	4	29
SAFE - North Education Center	1	0	0	1
OPTIONS Middle School - North Education Center	8	5	1	14
North Education Center Academy - NECA	7	3	0	10
Headway Academy North	1	0	0	1
Elementary - North Education Center	6	4	3	13
Communication Interaction Program - North Education Center	6	3	0	9
Ann Bremer Education Center	23	17	11	51
<b>Total</b>	<b>78</b>	<b>45</b>	<b>24</b>	<b>147</b>

## ISD 287 Schools that Did Not Report During the 2022- 2023 School Year

City West Academy Sober School  
 Communication Interaction Program - South Education Center  
 Compass-Minnetonka Senior High School  
 Cooper High School ABC Lab  
 Epsilon-Hennepin County Home School

# Be@School

## Minneapolis 2022-2023 School Year Report

Total duplicated reports: 4,873

Total unduplicated students: 3,586

Total reports accepted for investigation by child protection: 140

Average number of unexcused days at the first report: 15.7\*

\*School staff sent Report 1s **earlier** than in 2021-2022

### Student ages 5-11

Report 1	Report 2
1813	509

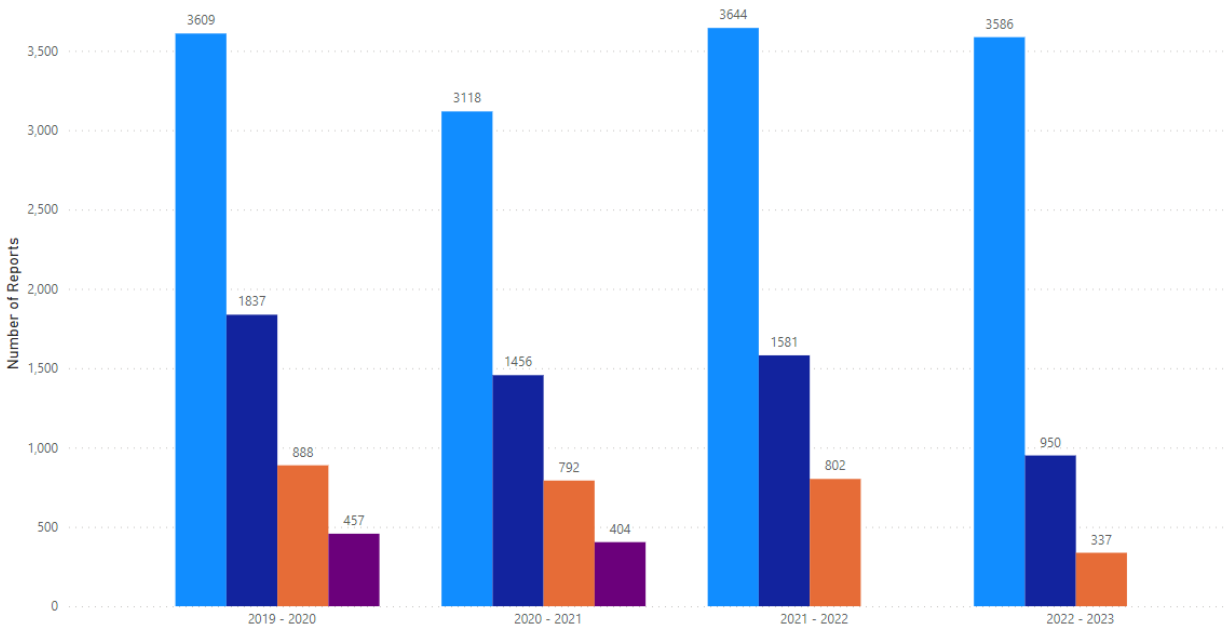
### Student ages 12-17

Report 1	Report 2
1773	441

### Number of Reports by Month

Aug	Sept	Oct	Nov	Dec	Jan	Feb	Mar	April	May	June
0	34	230	703	432	1,032	601	451	569	563	78

● Report 1 ● Report 2 ● Report 3 ● Report 4



## Minneapolis Schools that Reported During the 2022-2023 School Year

School	Report 1	Report 2	Report 3	Total
Andersen United Middle School	170	38	10	<b>218</b>
Anishinabe Academy	158	74	40	<b>272</b>
Anthony Middle School	19	1	0	<b>20</b>
Anwatin Middle School IB World School / Spanish Dual Immersion	20	15	3	<b>38</b>
Armatage Elementary Community School	11	3	2	<b>16</b>
Bancroft Elementary School	3	0	0	<b>3</b>
Barton Elementary School	49	14	2	<b>65</b>
Bethune Arts Elementary School	117	11	2	<b>130</b>
Bryn Mawr Elementary	98	30	8	<b>136</b>
Burroughs Elementary Community School	1	1	0	<b>2</b>
Cityview Community School	50	22	8	<b>80</b>
Elizabeth Hall STEM Academy	109	68	45	<b>222</b>
Ella Baker Elementary	99	47	8	<b>154</b>
Emerson Dual Language Elementary School	27	0	0	<b>27</b>
FAIR School for Arts	17	2	1	<b>20</b>
Folwell Elementary School	51	6	2	<b>59</b>
Franklin STEAM Middle School	137	26	17	<b>180</b>
Green Central Dual Language Elementary School	31	4	3	<b>38</b>
Hale Elementary Community School	2	1	1	<b>4</b>
Harrison Education Center	9	1	0	<b>10</b>
Henry High School	32	4	0	<b>36</b>
Heritage Academy	10	8	2	<b>20</b>
Hiawatha Elementary Community School	6	2	0	<b>8</b>
Hmong International Academy	2	0	0	<b>2</b>
Howe Elementary School	7	1	0	<b>8</b>
Jenny Lind Elementary School	95	30	2	<b>127</b>
Justice Page Middle School	73	26	8	<b>107</b>
Kenwood Elementary School	75	3	0	<b>78</b>
Lake Harriet Lower Elementary School	1	0	0	<b>1</b>
Lake Nokomis Keewaydin Elementary School	11	0	0	<b>11</b>
Lake Nokomis Wenonah Elementary School	10	6	0	<b>16</b>
Las Estrellas Elementary	38	3	1	<b>42</b>
Loring Elementary School	1	0	0	<b>1</b>
Lucy Craft Laney Elementary School	42	8	1	<b>51</b>
Lyndale Elementary School	61	32	12	<b>105</b>
Marcy Arts Elementary School	27	0	0	<b>27</b>
MPS Online School 6-12	204	12	5	<b>221</b>
MPS Online School K-5	80	29	19	<b>128</b>
Nellie Stone Johnson Elementary School	38	14	5	<b>57</b>
North High School - Minneapolis	139	59	5	<b>203</b>
Northeast Middle School	97	14	9	<b>120</b>
Northrop Elementary School	12	4	2	<b>18</b>
Olson Middle School - Minneapolis	129	37	8	<b>174</b>



Pillsbury Elementary School	97	40	19	<b>156</b>
Pratt Elementary School	19	7	0	<b>26</b>
River Bend Education Center at W. Harry Davis	21	8	5	<b>34</b>
Roosevelt High School	177	26	7	<b>210</b>
Sanford Middle School	116	50	26	<b>192</b>
Seward Montessori Elementary School	98	17	3	<b>118</b>
South High School	1	0	0	<b>1</b>
Southwest High School	147	34	1	<b>182</b>
Sullivan STEAM School	66	10	1	<b>77</b>
Thomas Edison High School	117	42	23	<b>182</b>
VOA High School	35	8	4	<b>47</b>
Waite Park Elementary School	17	4	1	<b>22</b>
Washburn High School	159	22	11	<b>192</b>
Webster Elementary School	21	2	1	<b>24</b>
Whittier Elementary School	108	17	3	<b>128</b>
Windom Elementary School	19	7	1	<b>27</b>
<b>Total</b>	<b>3586</b>	<b>950</b>	<b>337</b>	<b>4873</b>

## Minneapolis Schools that Did Not Report During the 2022-2023 School Year

Anne Sullivan Deaf and Hard of Hearing Program  
 Anwatin Middle School  
 Area Learning Center: Extended Day/Year Program  
 Broadway at Longfellow  
 Center School

# Be@School

## Minnetonka 2022-2023 School Year Report

Total duplicated reports: 58

Total unduplicated students: 39

Total reports accepted for investigation by child protection: 3

Average number of unexcused days at the first report: 19.4\*

\*School staff sent Report 1s **later** than in 2021-2022

### Student ages 5-11

Report 1	Report 2
13	3

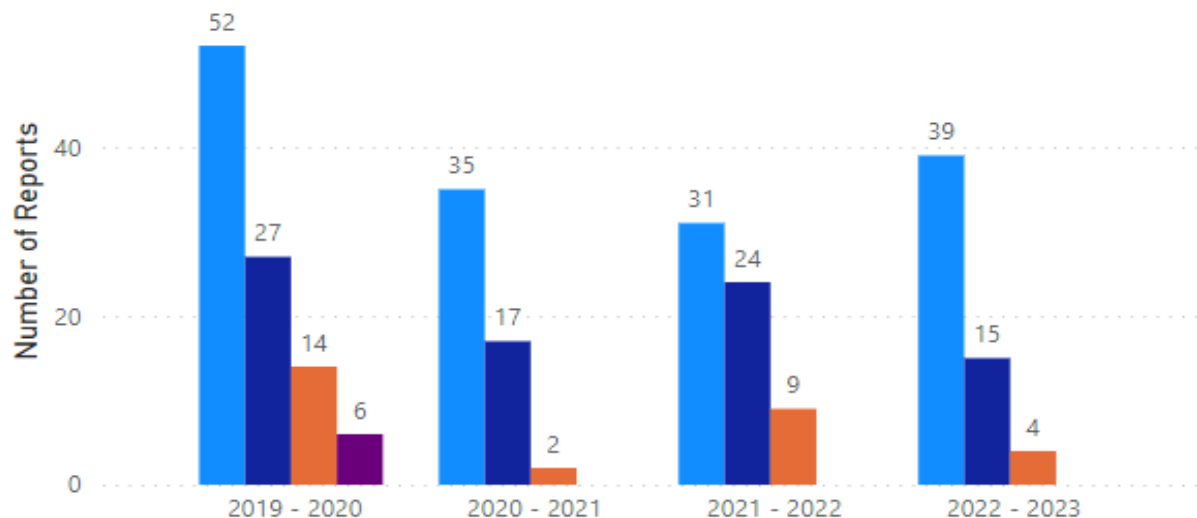
### Student ages 12-17

Report 1	Report 2
26	12

### Number of Reports by Month

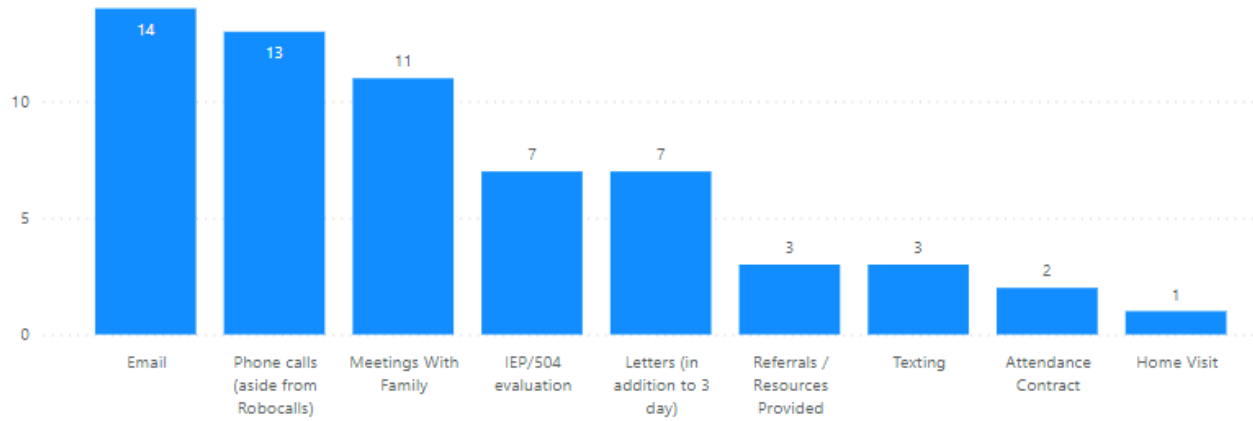
Aug	Sept	Oct	Nov	Dec	Jan	Feb	Mar	April	May	June
0	2	1	11	7	9	4	8	5	11	0

● Report 1 ● Report 2 ● Report 3 ● Report 4

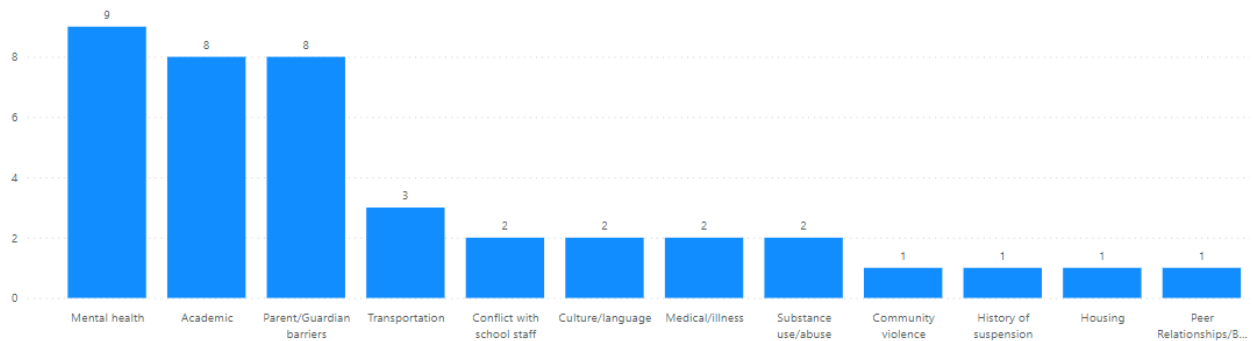


# Minnetonka 2022-2023 School Year Report

## School interventions attempted at Report 2



## Known and suspected barriers reported by school staff at Report 2



## Minnetonka Schools that Reported During the 2022-2023 School Year

School	Report 1	Report 2	Report 3	Report 4	Total
Clear Springs Elementary School	3	1	1	0	5
Deephaven Elementary School	5	0	0	0	5
Groveland Elementary	1	0	0	0	1
Minnetonka High School	18	9	1	0	28
Minnetonka Middle School East	3	2	0	0	5
Minnetonka Middle School West	6	2	2	0	10
Minnewashta Elementary School	2	1	0	0	3
Tonka Online Middle School	1	0	0	0	1
<b>Total</b>	<b>39</b>	<b>15</b>	<b>4</b>	<b>0</b>	<b>58</b>

## Minnetonka Schools that Did Not Report During the 2022-2023 School Year

Excelsior Elementary School  
 Scenic Heights Elementary  
 Tonka Online Elementary School  
 Tonka Online High School

# Be@School

## Online Schools 2022-2023 School Year Report

Total duplicated reports: 61

Total unduplicated students: 49

Total reports accepted for investigation by child protection: 4

Average number of unexcused days at the first report: 19.4\*

\*School staff sent Report 1s **earlier** than in 2021-2022

### Student ages 5-11

Report 1	Report 2
4	2

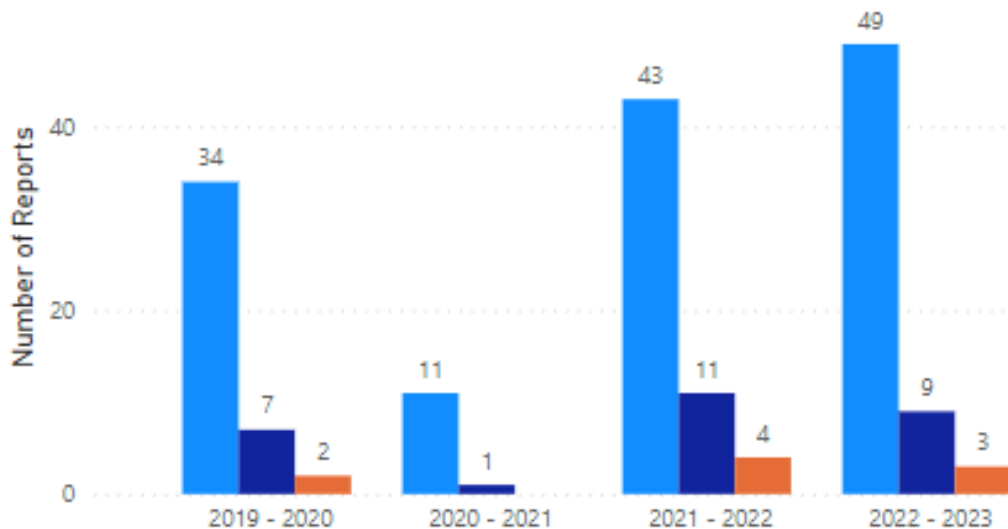
### Student ages 12-17

Report 1	Report 2
45	7

### Number of Reports by Month


Aug	Sept	Oct	Nov	Dec	Jan	Feb	Mar	April	May	June
0	0	9	15	7	4	8	5	9	4	0

● Report 1 ● Report 2 ● Report 3

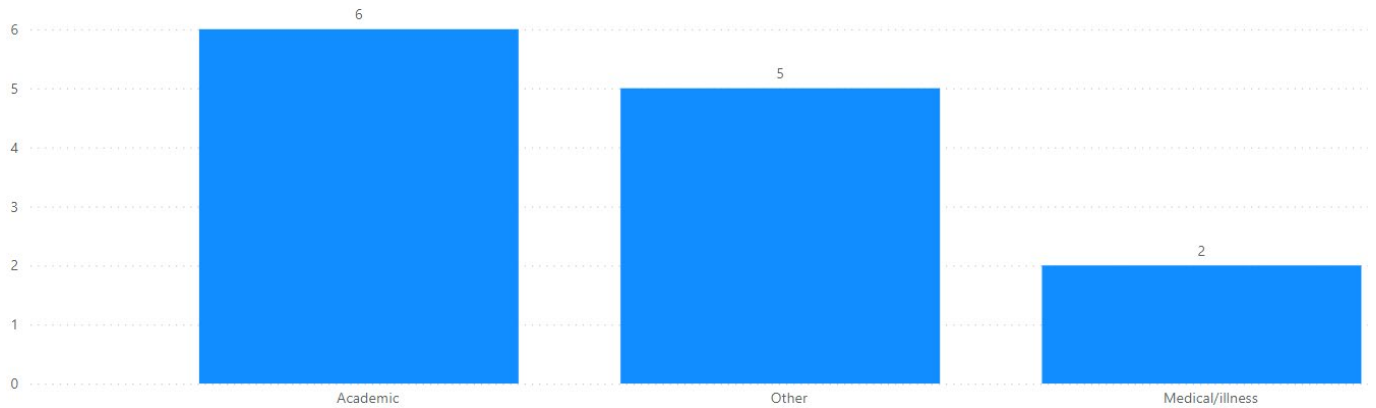


# Online Schools 2022-2023 School Year Report

## School interventions attempted at Report 2



## Known and suspected barriers reported by school staff at Report 2



## Online schools that Reported During the 2022-2023 School Year

School	Report 1	Report 2	Report 3	Report 4	Total
Minnesota Connections Academy	45	8	3	0	56
Minnesota Virtual Schools	4	1	0	0	5
<b>Total</b>	<b>49</b>	<b>9</b>	<b>3</b>	<b>0</b>	<b>61</b>

## Online schools that Did Not Report During the 2022-2023 School Year

Minnesota Virtual School for Success

# Be@School

## Orono 2022-2023 School Year Report

Total duplicated reports: 37

Total unduplicated students: 24

Total reports accepted for investigation by child protection: 4

Average number of unexcused days at the first report: 18.2\*

\*School staff sent Report 1s **earlier** than in 2021-2022

### Student ages 5-11

Report 1	Report 2
7	4

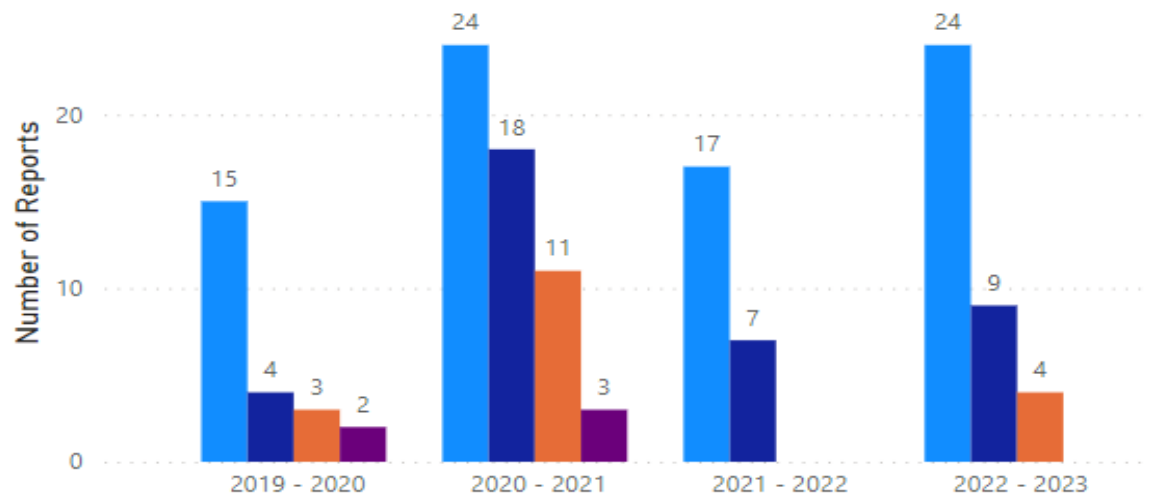
### Student ages 12-17

Report 1	Report 2
17	5

### Number of Reports by Month

Aug	Sept	Oct	Nov	Dec	Jan	Feb	Mar	April	May	June
0	0	0	7	5	6	9	1	5	4	0

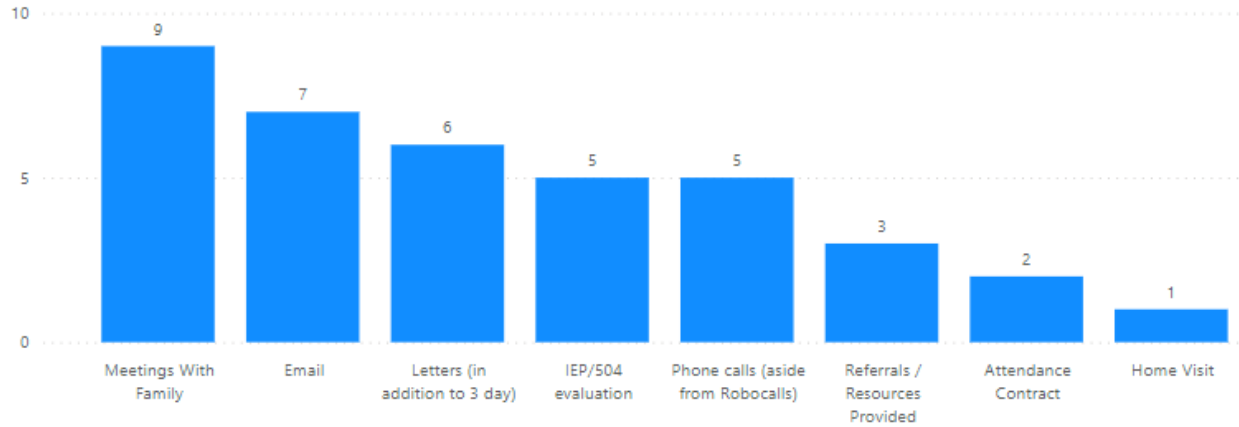
● Report 1 ● Report 2 ● Report 3 ● Report 4



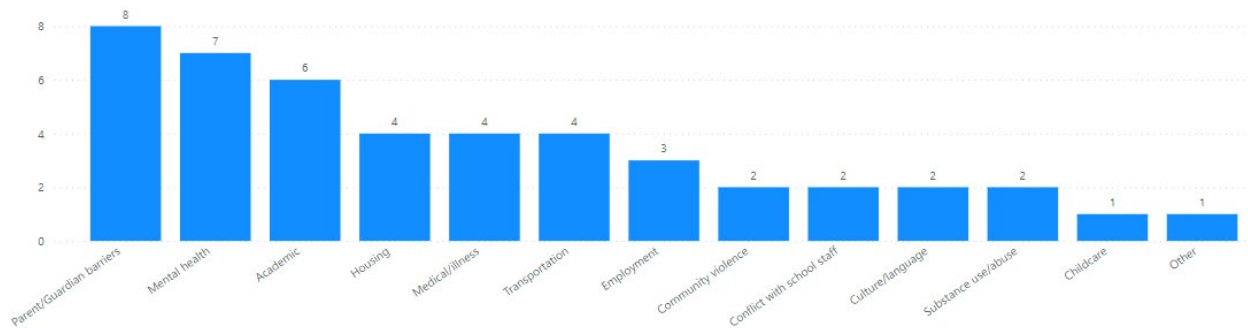


# Orono 2022-2023 School Year Report

## School interventions attempted at Report 2



## Known and suspected barriers reported by school staff at Report 2



## Orono Schools that Reported During the 2022-2023 School Year

School	Report 1	Report 2	Report 3	Total
Orono High School	15	2	0	17
Orono Intermediate School	6	4	3	13
Orono Middle School	3	3	1	7
<b>Total</b>	<b>24</b>	<b>9</b>	<b>4</b>	<b>37</b>

## Orono Schools that Did Not Report During the 2022-2023 School Year

Schumann Elementary

# Be@School

## Osseo Schools 2022-2023 School Year report

Total duplicated reports: 1,074

Total unduplicated students: 776

Total reports accepted for investigation by child protection: 52

Average number of unexcused days at the first report: 15.0 \*

\*School staff sent Report 1s **earlier** than in 2021-2022

### Student ages 5-11

Report 1	Report 2
308	96

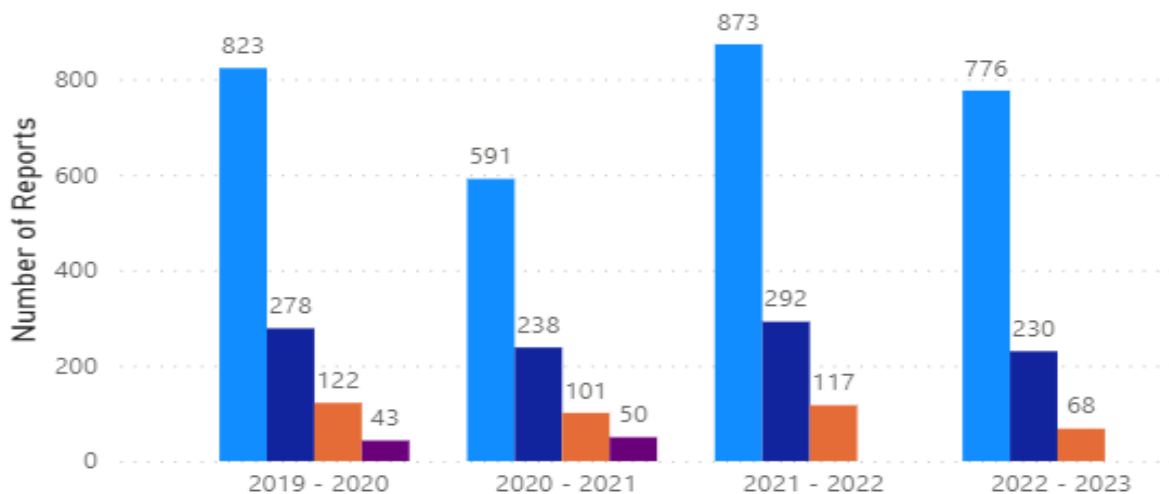
### Student ages 12-17

Report 1	Report 2
468	134

### Number of Reports by Month

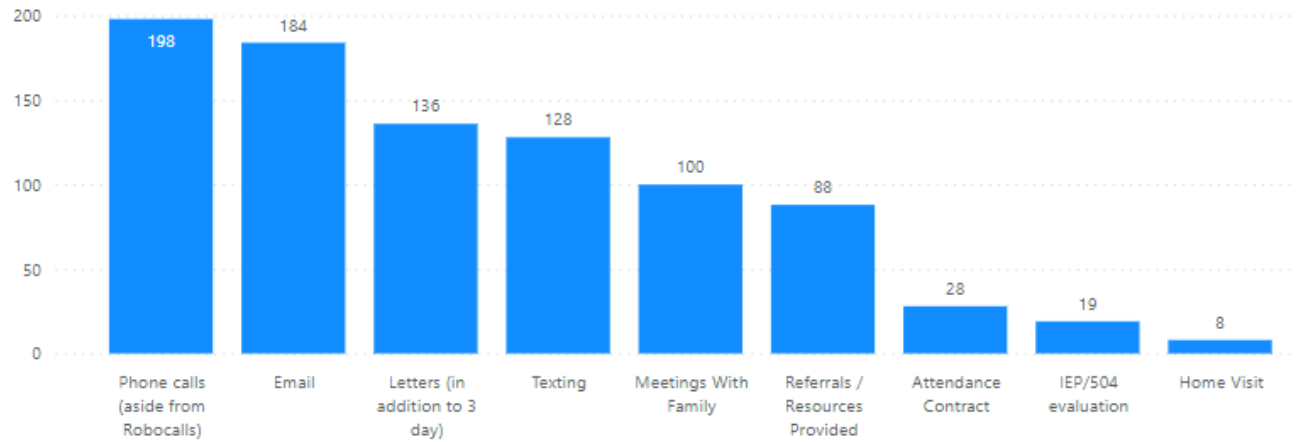
Aug	Sept	Oct	Nov	Dec	Jan	Feb	Mar	April	May	June
0	34	69	119	125	207	170	150	122	59	21

● Report 1 ● Report 2 ● Report 3 ● Report 4

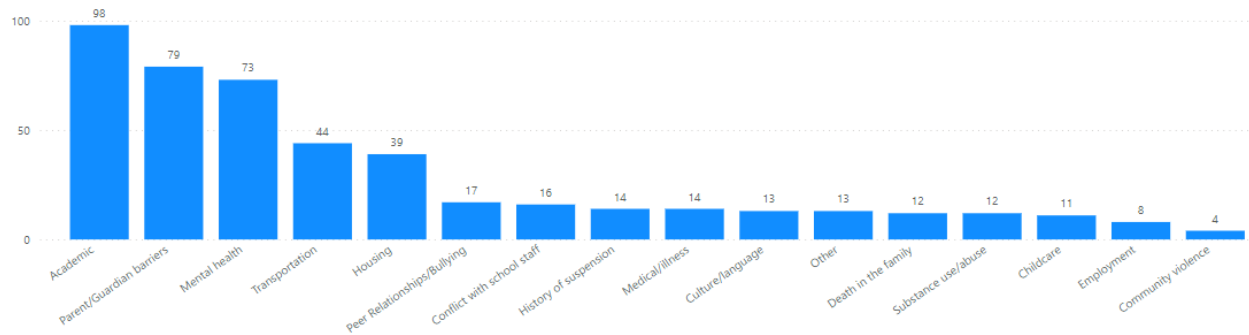


# Osseo 2022-2023 School Year Report

## School interventions attempted at Report 2



## Known and suspected barriers reported by school staff at Report 2



## Osseo Schools that Reported During the 2022-2023 School Year

School	Report 1	Report 2	Report 3	Total
279Online	104	25	9	<b>138</b>
Basswood Elementary	5	2	1	<b>8</b>
Brooklyn Middle School	114	26	7	<b>147</b>
Cedar Island Elementary	18	5	1	<b>24</b>
Crest View Elementary	2	0	0	<b>2</b>
Edinbrook Elementary	31	13	8	<b>52</b>
Fair Oaks Elementary	15	0	0	<b>15</b>
Fernbrook Elementary	8	3	0	<b>11</b>
Garden City Elementary	11	7	3	<b>21</b>
Maple Grove Middle School	5	0	0	<b>5</b>
Maple Grove Senior High	44	15	2	<b>61</b>
North View Middle School	57	23	3	<b>83</b>
Oak View Elementary	30	9	0	<b>39</b>
Osseo Area Learning Center	56	39	9	<b>104</b>
Osseo Senior High	85	7	2	<b>94</b>
Palmer Lake Elementary	17	1	0	<b>18</b>
Park Brook Elementary	41	15	6	<b>62</b>
Park Center Senior High	52	10	1	<b>63</b>
Rice Lake Elementary	11	1	0	<b>12</b>
Zanewood Elementary	70	29	16	<b>115</b>
<b>Total</b>	<b>776</b>	<b>230</b>	<b>68</b>	<b>1074</b>

## Osseo Schools that Did Not Report During the 2022-2023 School Year

Birch Grove Elementary  
 Distance Learning Academy Elementary  
 Distance Learning Academy Middle School  
 Distance Learning Academy Senior High  
 Elm Creek Elementary  
 Osseo Education Center  
 Osseo Middle School  
 Osseo Secondary Transition Center  
 Rush Creek Elementary  
 Weaver Lake Elementary  
 Woodland Elementary

# Be@School

## Out-of-County schools 2022-2023 School Year Report

Total duplicated reports: 259

Total unduplicated students: 212

Total reports accepted for investigation by child protection: 10

Average number of unexcused days at the first report: 16.9 \*

\*School staff sent Report 1s **later** than in 2021-2022

### Student ages 5-11

Report 1	Report 2
71	14

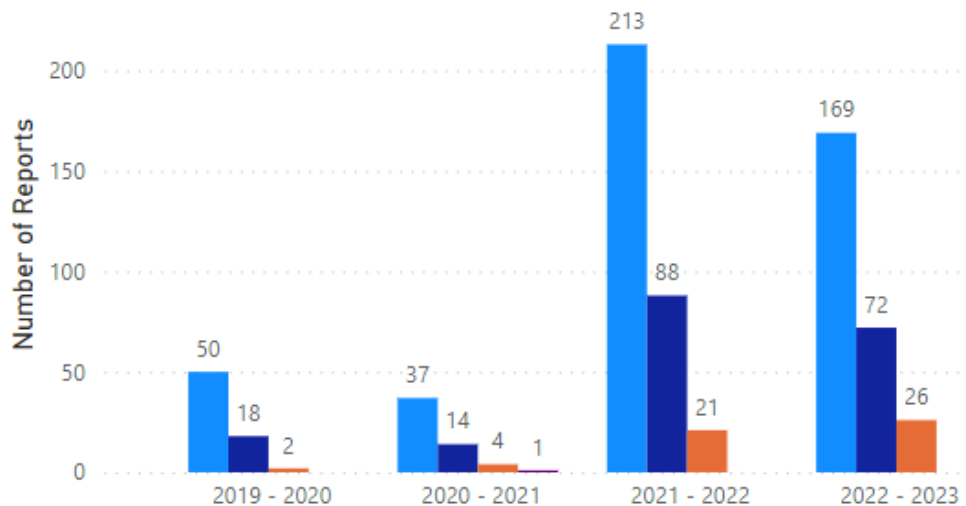
### Student ages 12-17

Report 1	Report 2
141	19

### Number of Reports by Month

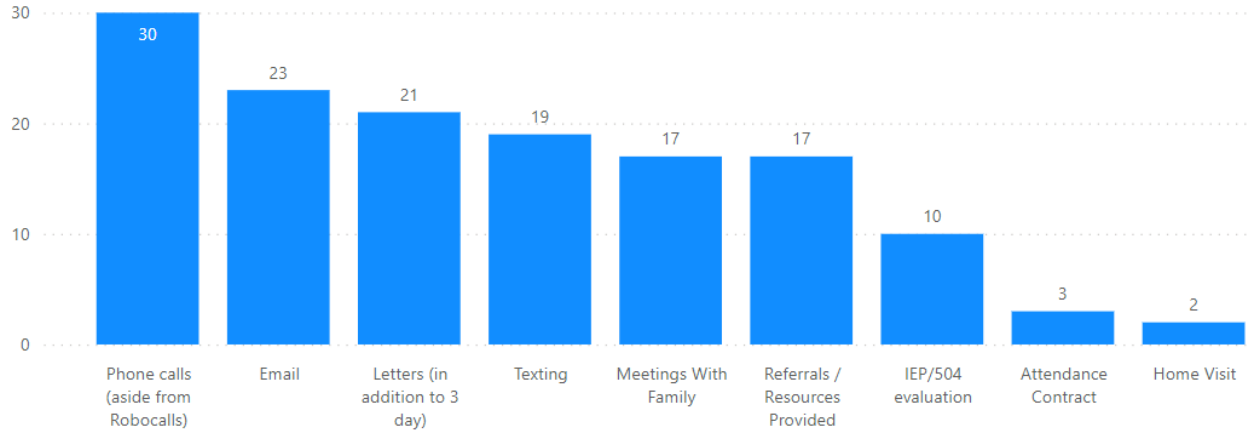
Aug	Sept	Oct	Nov	Dec	Jan	Feb	Mar	April	May	June
0	7	12	28	16	43	47	57	29	20	0

● Report 1 ● Report 2 ● Report 3 ● Report 4

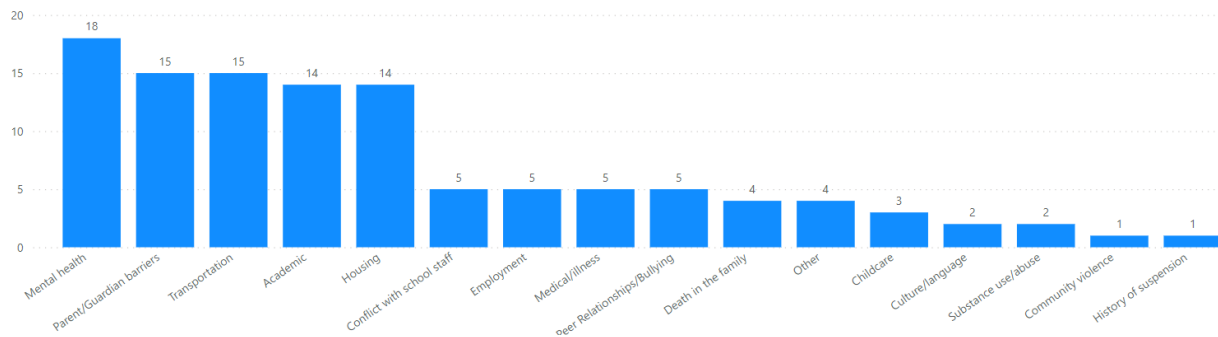


# Out-of-County schools 2022-2023 School Year Report

## School interventions attempted at Report 2



## Known and suspected barriers reported by school staff at Report 2



## Out-of-County Schools that Reported During the 2022-2023 School Year

School	Report 1	Report 2	Report 3	Total
Alliance Education Center (Dakota County)	4	2	0	<b>6</b>
Cambridge Middle School	1	0	0	<b>1</b>
Centennial Area Learning Center	2	1	0	<b>3</b>
Chaska High School	1	1	0	<b>2</b>
Columbia Academy (Anoka County)	36	0	0	<b>36</b>
Columbia Heights High School (Anoka County)	39	0	0	<b>39</b>
Concord Education Center	1	0	0	<b>1</b>
Cowern Elementary School	2	0	0	<b>2</b>
Edgerton Elementary School	1	0	0	<b>1</b>
Emmet D. Williams Elementary School	1	0	0	<b>1</b>
Expo for Excellence Elementary	1	1	1	<b>3</b>
Fridley High School (Anoka County)	5	2	0	<b>7</b>
Fridley Middle School (Anoka County)	9	4	0	<b>13</b>
Fridley Moore Lake Area Learning Center	1	1	1	<b>3</b>
Harmony Learning Center	1	0	0	<b>1</b>
Harriet Bishop Elementary School	3	2	2	<b>7</b>
Hayes Elementary	3	0	0	<b>3</b>
Highland Elementary School (Anoka County)	12	0	0	<b>12</b>
Highland Park Middle School	2	1	0	<b>3</b>
iQ Academy Minnesota	2	0	0	<b>2</b>
Irondale High School (Ramsey County)	6	1	0	<b>7</b>
John Glenn Middle School	2	0	0	<b>2</b>
Journeys Alternative Program	1	1	0	<b>2</b>
Lighthouse School	1	0	0	<b>1</b>
Lincoln Center Elementary School	2	0	0	<b>2</b>
Metro Heights Academy	6	2	1	<b>9</b>
Minnesota Virtual Academy	16	5	2	<b>23</b>
Murray Middle School	1	0	0	<b>1</b>
North High School - North St. Paul	1	0	0	<b>1</b>
North Park Elementary School	6	1	1	<b>8</b>
Oasis Program	1	1	1	<b>3</b>
Park Terrace Elementary School	6	2	1	<b>9</b>
Paul and Sheila Wellstone Elementary School	1	0	0	<b>1</b>
Quora Secondary School	2	0	0	<b>2</b>
R.L. Stevenson Elementary	2	1	0	<b>3</b>
Roseville Area Middle School	1	0	0	<b>1</b>
Saint Paul Online School	1	0	0	<b>1</b>
Sky Oaks Elementary	1	0	0	<b>1</b>
SLP Online Elementary	1	0	0	<b>1</b>
SouthWest Metro Intermediate District 288	2	0	1	<b>3</b>
Spring Lake Park High School	5	1	1	<b>7</b>
St. Anthony Park Elementary School	2	0	0	<b>2</b>
Sunnyside Elementary School	1	0	0	<b>1</b>
The Heights Community School	1	0	0	<b>1</b>
University Avenue Elementary	1	0	0	<b>1</b>



Valley View Elementary School (Anoka County)	11	0	0	<b>11</b>
Vista View Elementary	3	3	2	<b>8</b>
Woodcrest Spanish Immersion Elementary	1	0	0	<b>1</b>
<b>Total</b>	<b>212</b>	<b>33</b>	<b>14</b>	<b>259</b>

# Be@School

## Private Schools 2022-2023 School Year Report

Total duplicated reports: 59

Total unduplicated students: 44

Total reports accepted for investigation by child protection: 1

Average number of unexcused days at the first report: 15 \*

\*School staff sent Report 1s later than in 2021-2022

### Student ages 5-11

Report 1	Report 2
30	6

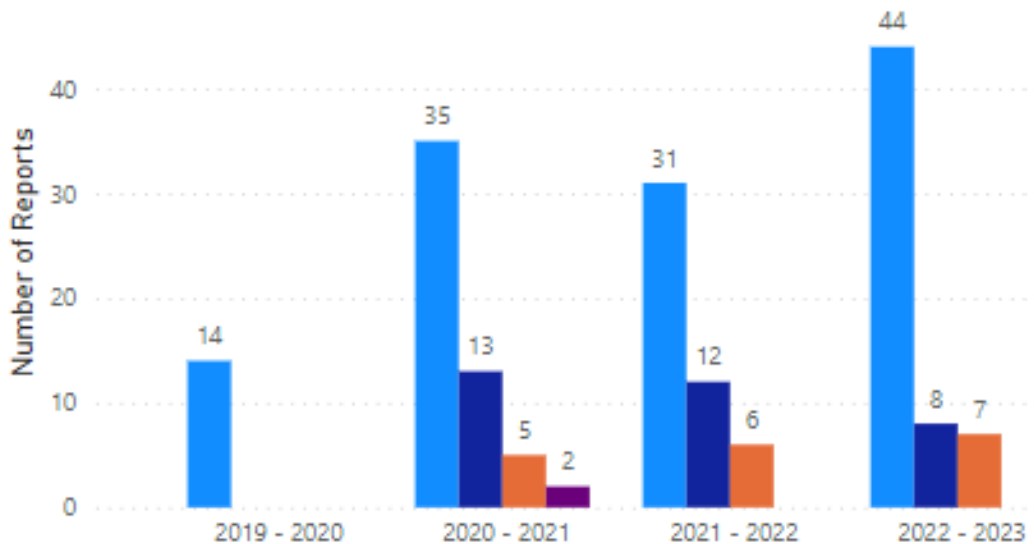
### Student ages 12-17

Report 1	Report 2
14	2

## Number of Reports by Month

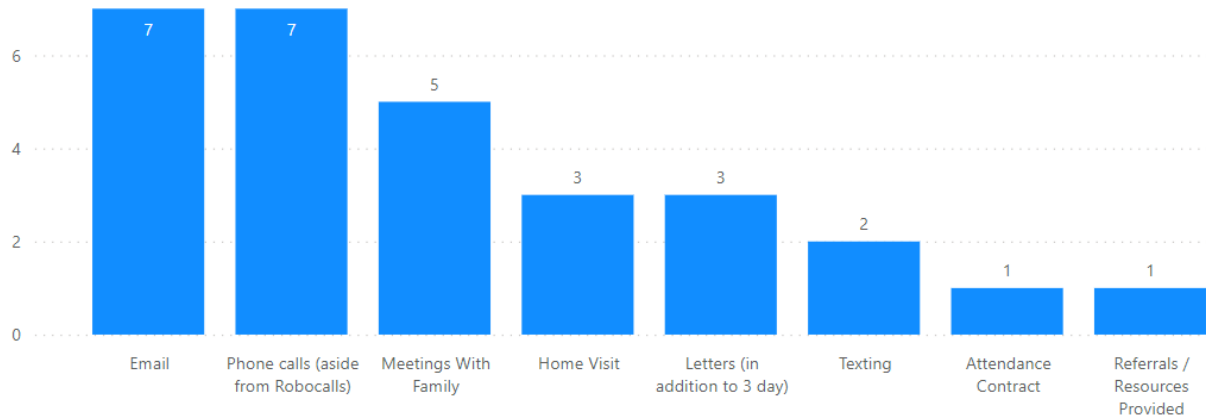
Aug	Sept	Oct	Nov	Dec	Jan	Feb	Mar	April	May	June
0	0	2	10	6	13	5	14	7	2	0

● Report 1 ● Report 2 ● Report 3 ● Report 4

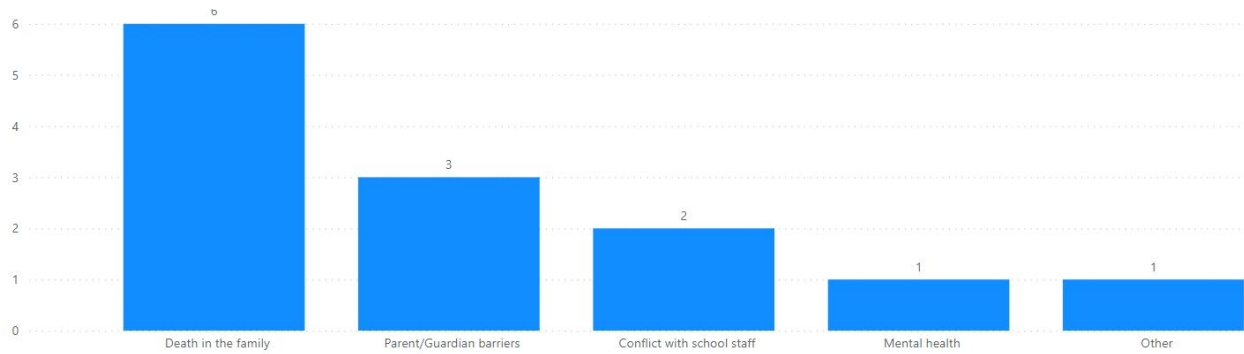


# Private Schools 2022-2023 School Year Report

## School interventions attempted at Report 2



## Known and suspected barriers reported by school staff at Report 2



## Private Schools that Reported During the 2022-2023 School Year

School	Report 1	Report 2	Report 3	Total
Ascension Catholic School	18	3	3	24
Avail Academy	1	0	0	1
Hope Academy - Minneapolis	5	0	0	5
Risen Christ School	14	4	4	22
St. Alphonsus Parish School	1	1	0	2
St. Charles Borromeo School	1	0	0	1
St. John Paul II Catholic School	4	0	0	4
<b>Total</b>	<b>44</b>	<b>8</b>	<b>7</b>	<b>59</b>

## Private Schools that Did Not Report During the 2022-2023 School Year

Amos and Celia Heilicher Minneapolis Jewish Day School  
 Blessed Trinity Catholic School  
 Breck School  
 Cristo Rey Jesuit High School  
 DeLaSalle High School

# Be@School

## Richfield 2022-2023 School Year Report

Total duplicated reports: 160

Total unduplicated students: 99

Total reports accepted for investigation by child protection: 6

Average number of unexcused days at the first report: 14.9\*

\*School staff sent Report 1s **earlier** than in 2021-2022

### Student ages 5-11

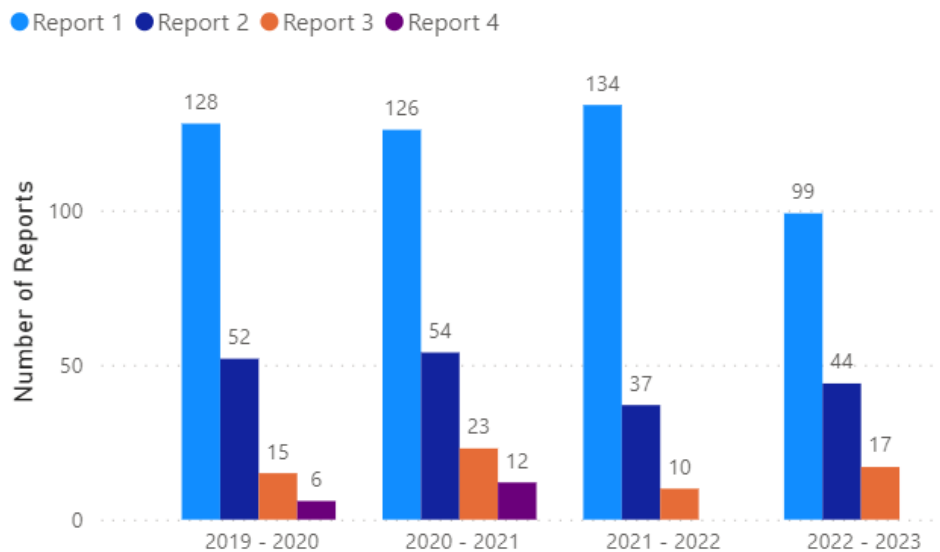
Report 1	Report 2
37	18

### Student ages 12-17

Report 1	Report 2
62	26

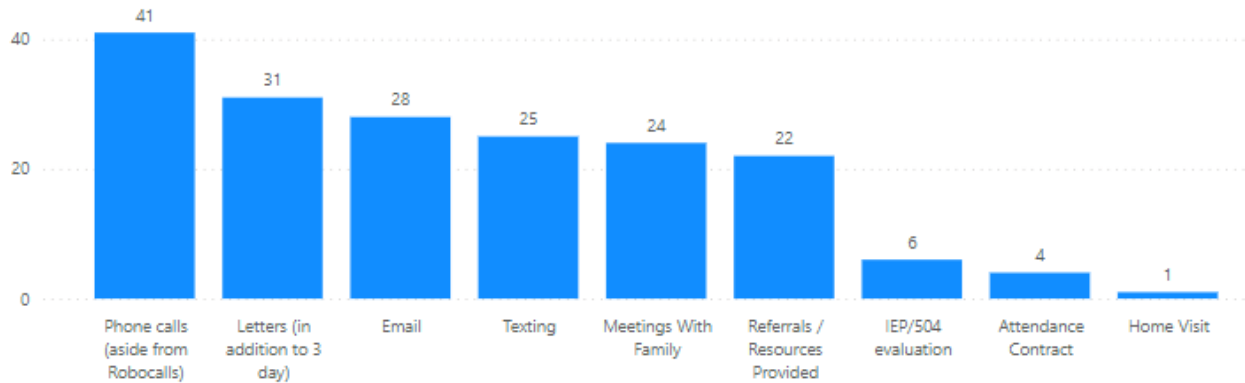
### Number of Reports by Month

Aug	Sept	Oct	Nov	Dec	Jan	Feb	Mar	April	May	June
0	7	30	24	25	23	6	1	17	21	6

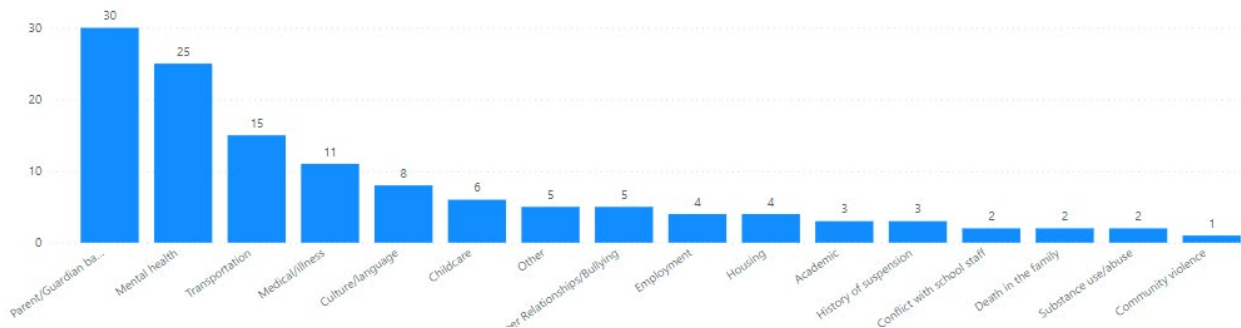


# Richfield 2022-2023 School Year Report

## School interventions attempted at Report 2



## Known and suspected barriers reported by school staff at Report 2



## Richfield Schools that Reported During the 2022-2023 School Year

School	Report 1	Report 2	Report 3	Total
Centennial Elementary	18	11	7	<b>36</b>
Richfield Dual Language School	5	3	0	<b>8</b>
Richfield Extended Campus Program	2	1	1	<b>4</b>
Richfield High School	34	13	1	<b>48</b>
Richfield Middle School	29	13	6	<b>48</b>
Richfield-STEM	11	3	2	<b>16</b>
<b>Total</b>	<b>99</b>	<b>44</b>	<b>17</b>	<b>160</b>

## Richfield Schools that Did Not Report During the 2022-2023 School Year

Sheridan Hills Elementary

# Be@School

## Robbinsdale 2022-2023 School Year Report

Total duplicated reports: 671

Total unduplicated students: 487

Total reports accepted for investigation by child protection: 28

Average number of unexcused days at the first report: 18.4\*

\*School staff sent Report 1s **earlier** than in 2021-2022

### Student ages 5-11

Report 1	Report 2
258	56

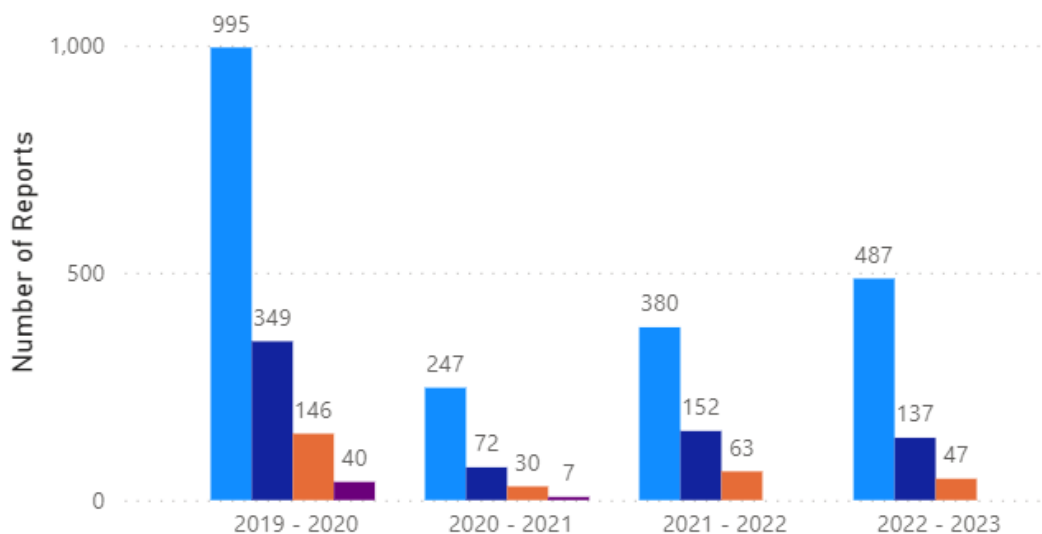
### Student ages 12-17

Report 1	Report 2
229	81

### Number of Reports by Month

Aug	Sept	Oct	Nov	Dec	Jan	Feb	Mar	April	May	June
0	28	45	55	68	74	102	112	89	91	7

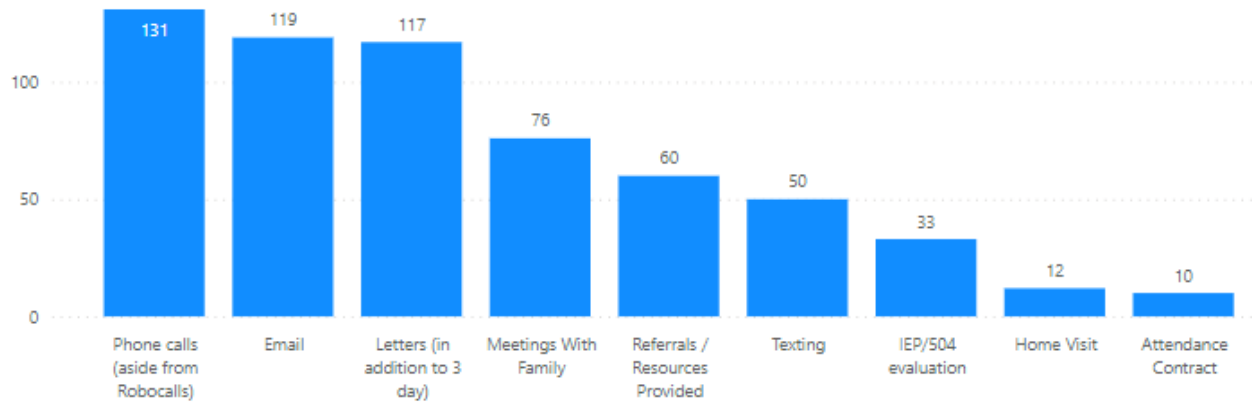
● Report 1 ● Report 2 ● Report 3 ● Report 4



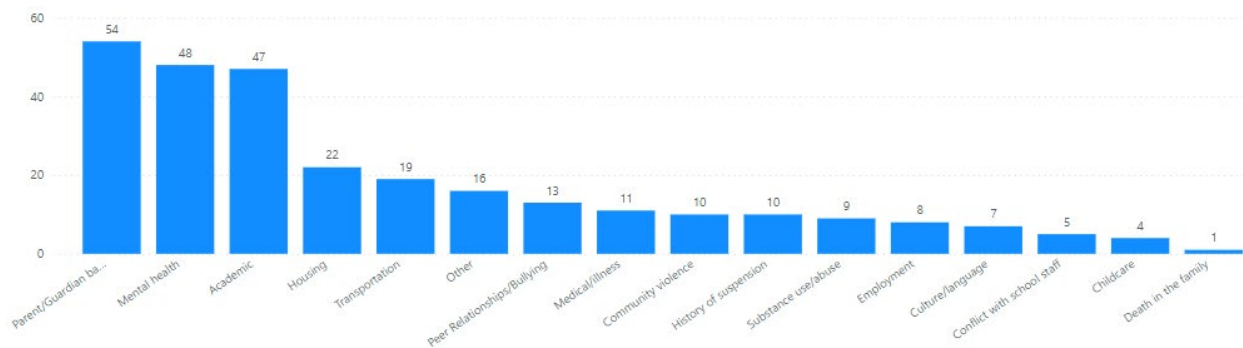


# Robbinsdale 2022-2023 School Year Report

## School interventions attempted at Report 2



## Known and suspected barriers reported by school staff at Report 2



## Robbinsdale Schools that Reported During the 2022-2023 School Year

School	Report 1	Report 2	Report 3	Total
FAIR School - Pilgrim Lane	13	3	0	<b>16</b>
FAIR School Crystal	4	3	1	<b>8</b>
Forest Elementary	17	6	4	<b>27</b>
Highview Alternative Program	6	2	0	<b>8</b>
Lakeview Elementary	17	6	1	<b>24</b>
Meadow Lake Elementary	77	17	3	<b>97</b>
Neill Elementary	40	3	1	<b>44</b>
Noble Elementary	43	9	4	<b>56</b>
Northport Elementary	9	0	0	<b>9</b>
Plymouth Middle School	40	17	6	<b>63</b>
Robbinsdale Armstrong High School	107	42	17	<b>166</b>
Robbinsdale Cooper High School	71	21	5	<b>97</b>
Robbinsdale Spanish Immersion School	4	0	0	<b>4</b>
Robbinsdale Virtual Academy	14	1	1	<b>16</b>
Sandburg Middle School	2	0	0	<b>2</b>
Sonnesyn Elementary	13	4	4	<b>21</b>
Zachary Lane Elementary	10	3	0	<b>13</b>
<b>Total</b>	<b>487</b>	<b>137</b>	<b>47</b>	<b>671</b>

## Robbinsdale Schools that Did Not Report During the 2022-2023 School Year

New Hope Learning Center  
 Robbinsdale Middle School  
 School of Engineering and Arts  
 TASC - The Alternative Study Center

# Be@School

## Rockford 2022-2023 School Year Report

Total duplicated reports: 39

Total unduplicated students: 28

Total reports accepted for investigation by child protection: 1

Average number of unexcused days at the first report: 9.1\*

\*School staff sent Report 1s **later** than in 2021-2022

### Student ages 5-11

Report 1	Report 2
9	2

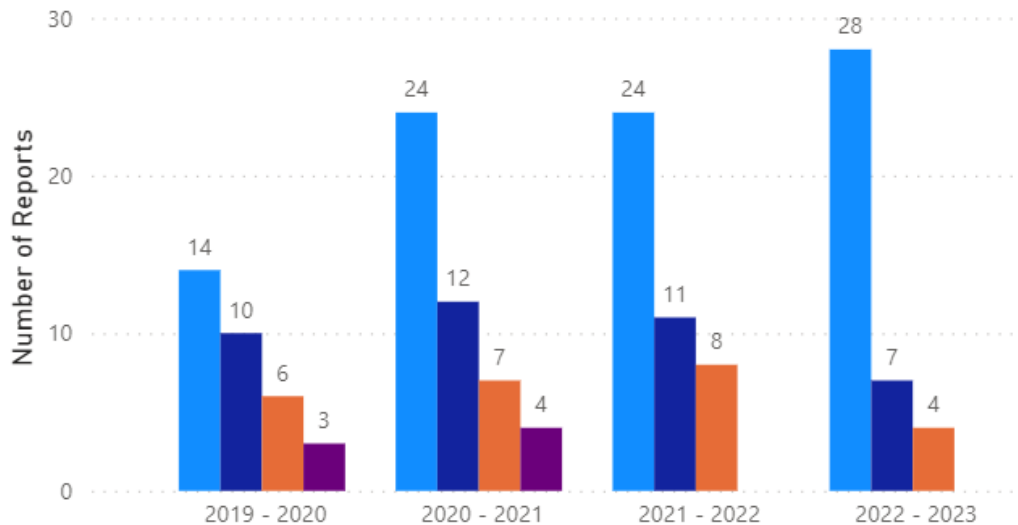
### Student ages 12-17

Report 1	Report 2
19	5

### Number of Reports by Month

Aug	Sept	Oct	Nov	Dec	Jan	Feb	Mar	April	May	June
0	0	6	1	2	5	5	8	6	6	0

● Report 1 ● Report 2 ● Report 3 ● Report 4

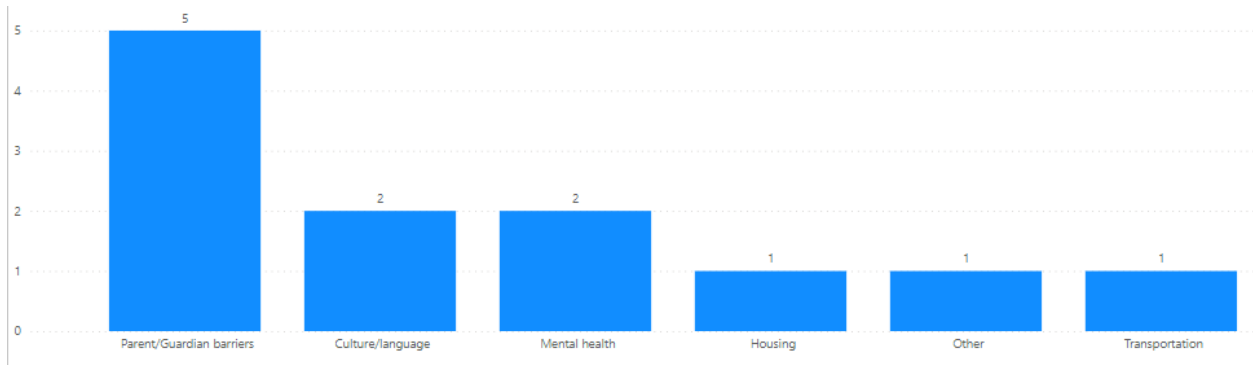


# Rockford 2022-2023 School Year Report

## School interventions attempted at Report 2



## Known and suspected barriers reported by school staff at Report 2



Rockford Schools that Reported During the 2022-2023 School Year

School	Report 1	Report 2	Report 3	Total
Rockford Elementary Arts Magnet School	5	0	0	5
Rockford High School	8	0	0	8
Rockford Middle School	15	7	4	26
<b>Total</b>	<b>28</b>	<b>7</b>	<b>4</b>	<b>39</b>

Rockford Schools that Did Not Report During the 2022-2023 School Year

# Be@School

## St. Anthony 2022-2023 School Year Report

Total duplicated reports: 4

Total unduplicated students: 4

Total reports accepted for investigation by child protection: 0

Average number of unexcused days at the first report: 11.8\*

\*School staff sent Report 1s **earlier** than in 2021-2022

### Student ages 5-11

Report 1      Report 2  
 (Blan...      (Blank)

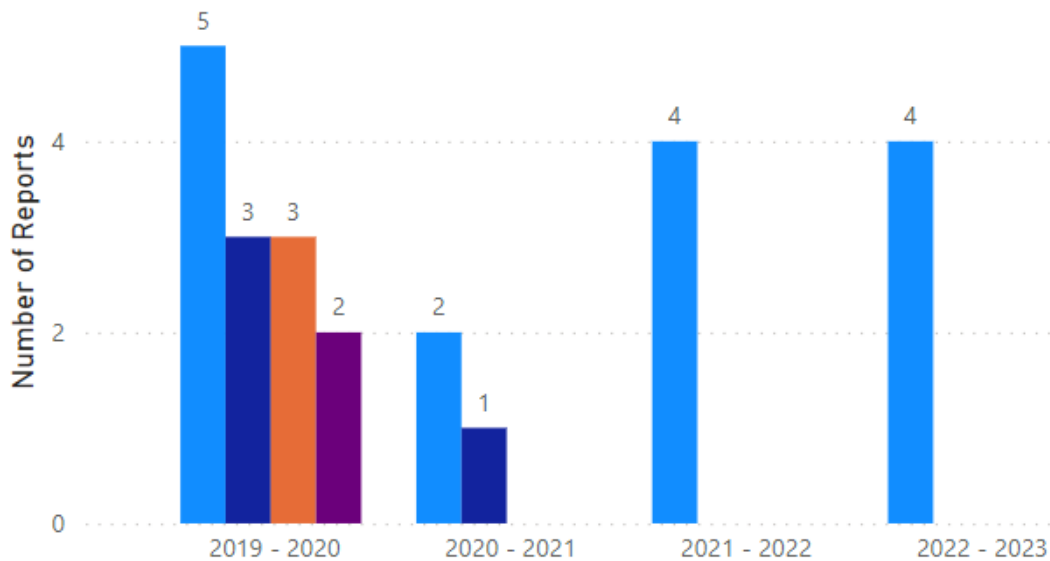
### Student ages 12-17

Report 1      Report 2  
 4              (Blank)

### Number of Reports by Month

Aug	Sept	Oct	Nov	Dec	Jan	Feb	Mar	April	May	June
0	0	0	2	2	0	0	0	0	0	0

● Report 1 ● Report 2 ● Report 3 ● Report 4



St. Anthony Schools that Reported During the 2022-2023 School Year

School	Report 1	Report 2	Report 3	Total
St. Anthony Middle School	2	0	0	2
St. Anthony Village High School	2	0	0	2
<b>Total</b>	<b>4</b>	<b>0</b>	<b>0</b>	<b>4</b>

St. Anthony Schools that Did Not Report During the 2022-2023 School Year

Wilshire Park Elementary School

# Be@School

## St. Louis Park 2022-2023 School Year Report

Total duplicated reports: 274

Total unduplicated students: 229

Total reports accepted for investigation by child protection: 7

Average number of unexcused days at the first report: 16.9\*

\*School staff sent Report 1s later than in 2021-2022

### Student ages 5-11

Report 1	Report 2
84	20

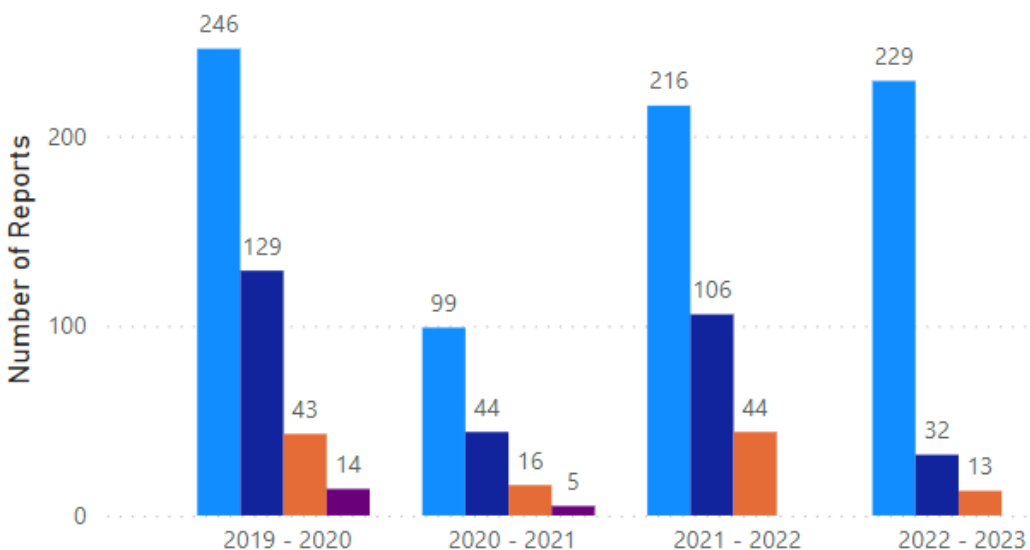
### Student ages 12-17

Report 1	Report 2
145	12

### Number of Reports by Month

Aug	Sept	Oct	Nov	Dec	Jan	Feb	Mar	April	May	June
0	10	30	10	45	47	25	51	44	9	3

● Report 1 ● Report 2 ● Report 3 ● Report 4



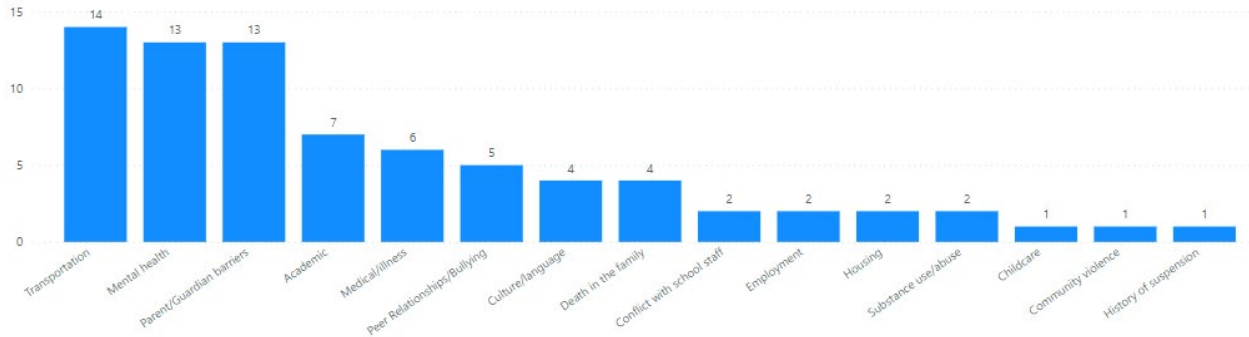


# St. Louis Park 2022-2023 School Year Report

## School interventions attempted at Report 2



## Known and suspected barriers reported by school staff at Report 2



## St. Louis Park Schools that Reported During the 2022-2023 School Year

School	Report 1	Report 2	Report 3	Total
Aquila Elementary School	15	7	2	<b>24</b>
Peter Hobart Elementary School	21	7	5	<b>33</b>
St. Louis Park High School	53	3	1	<b>57</b>
St. Louis Park Middle School	114	9	3	<b>126</b>
Susan Lindgren Elementary School	26	6	2	<b>34</b>
<b>Total</b>	<b>229</b>	<b>32</b>	<b>13</b>	<b>274</b>

## St. Louis Park Schools that Did Not Report During the 2022-2023 School Year

Park Spanish Immersion Elementary School

# Be@School

## Waconia 2022-2023 School Year Report

Total duplicated reports: 3

Total unduplicated students: 2

Total reports accepted for investigation by child protection: 0

Average number of unexcused days at the first report: 9.0\*

\*School staff sent Report 1s later than in 2021-2022

### Student ages 5-11

Report 1  
(Blan...

Report 2  
(Blank)

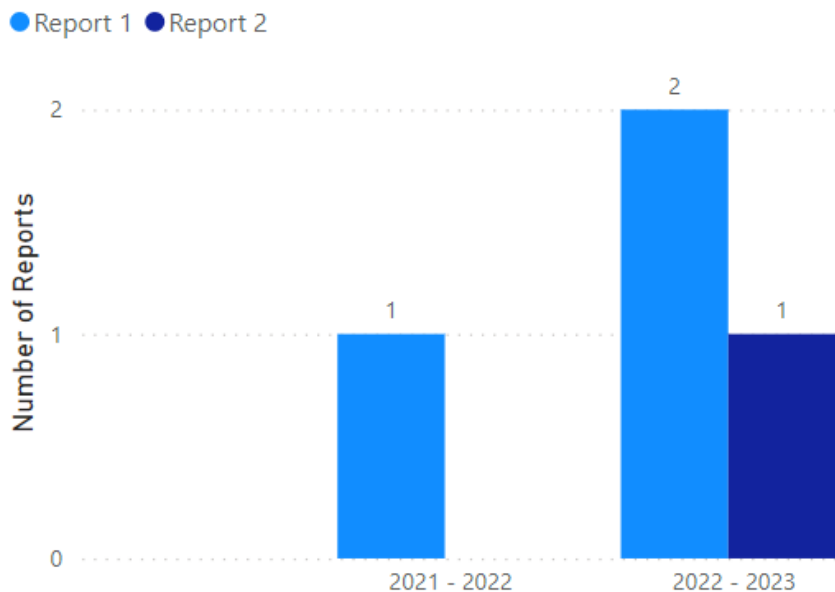
### Student ages 12-17

Report 1  
2

Report 2  
1

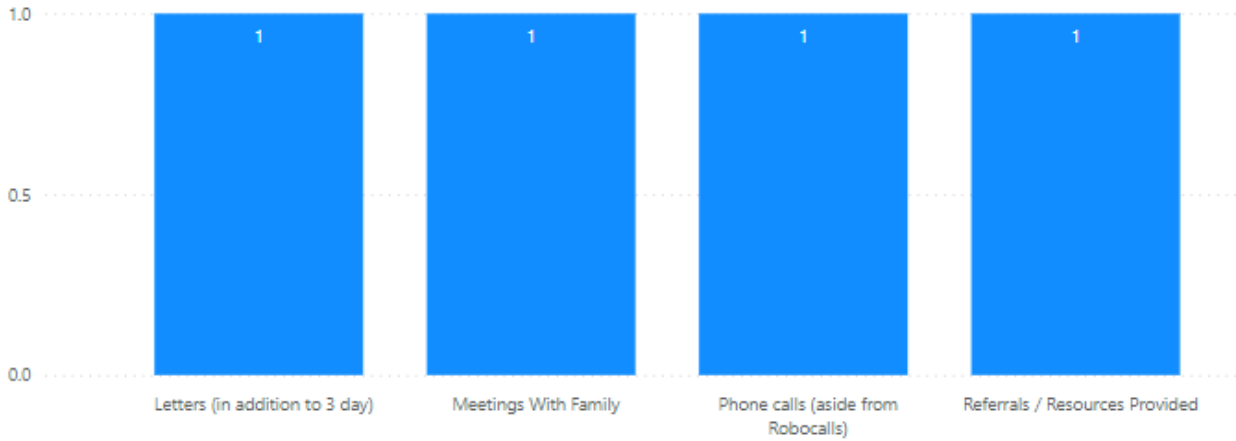
### Number of Reports by Month

Aug	Sept	Oct	Nov	Dec	Jan	Feb	Mar	April	May	June
0	0	0	0	1	1	0	1	0	0	0

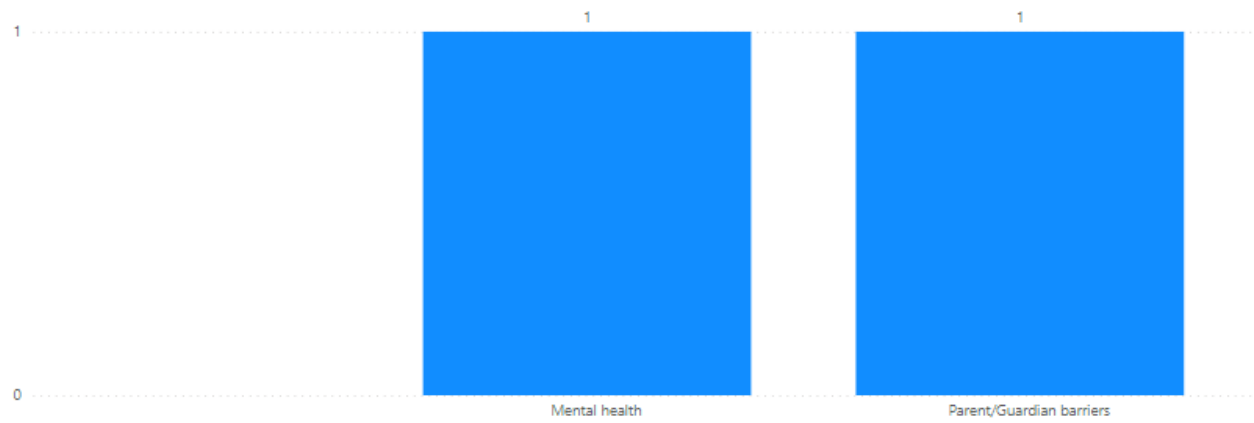


# Waconia 2022-2023 School Year Report

## School interventions attempted at Report 2



## Known and suspected barriers reported by school staff at Report 2



## Waconia Schools that Reported During the 2022-2023 School Year

School	Report 1	Report 2	Report 3	Total
Waconia High School	2	1	0	3
<b>Total</b>	<b>2</b>	<b>1</b>	<b>0</b>	<b>3</b>

## Waconia Schools that Did Not Report During the 2022-2023 School Year

Bayview Elementary  
Clearwater Middle School

# Be@School

## Wayzata 2022-2023 School Year Report

Total duplicated reports: 157

Total unduplicated students: 104

Total reports accepted for investigation by child protection: 16

Average number of unexcused days at the first report: 12.3\*

\*School staff sent Report 1s **earlier** than in 2021-2022

### Student ages 5-11

Report 1	Report 2
35	11

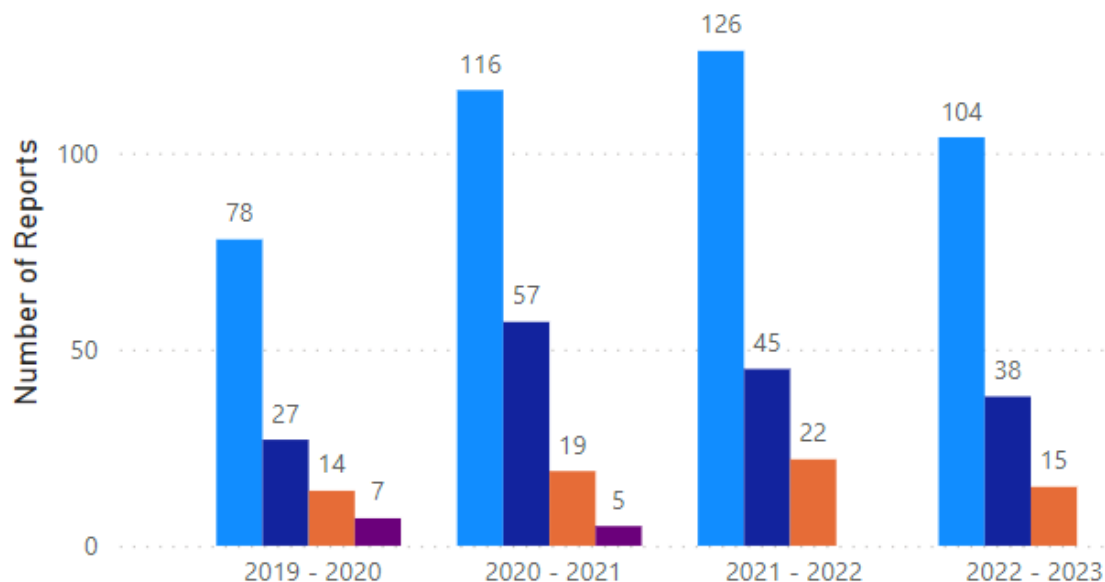
### Student ages 12-17

Report 1	Report 2
91	34

### **Number of Reports by Month**

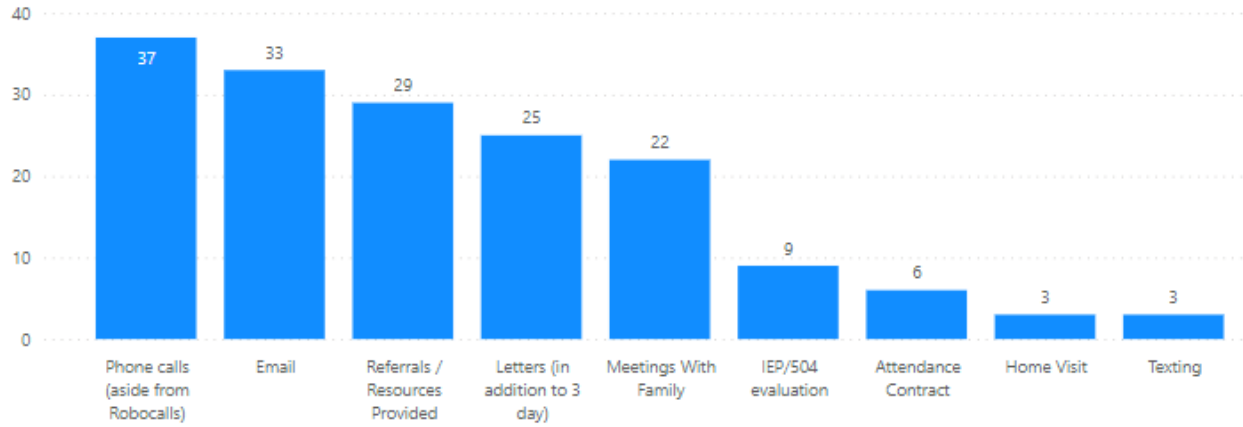
Aug	Sept	Oct	Nov	Dec	Jan	Feb	Mar	April	May	June
0	3	14	16	13	26	22	33	18	11	1

● Report 1 ● Report 2 ● Report 3 ● Report 4

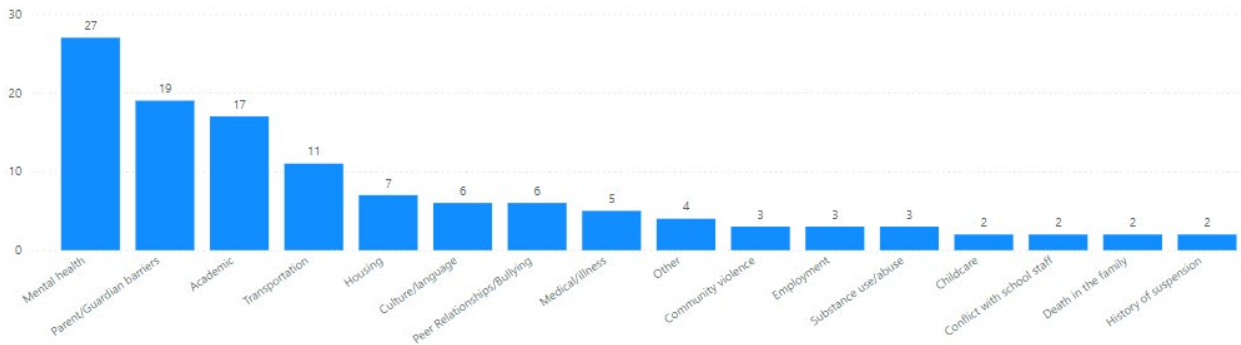


# Wayzata 2022-2023 School Year Report

## School interventions attempted at Report 2



## Known and suspected barriers reported by school staff at Report 2



## Wayzata Schools that Reported During the 2022-2023 School Year

School	Report 1	Report 2	Report 3	Total
Birchview Elementary School	8	0	0	<b>8</b>
Gleason Lake Elementary School	4	4	2	<b>10</b>
Greenwood Elementary School	10	2	0	<b>12</b>
North Woods Elementary School	2	1	0	<b>3</b>
Oakwood Elementary School	2	1	1	<b>4</b>
Plymouth Creek Elementary	2	1	1	<b>4</b>
Sunset Hill Elementary	14	6	2	<b>22</b>
Wayzata Central Middle School	12	5	2	<b>19</b>
Wayzata East Middle School	10	5	2	<b>17</b>
Wayzata High School	35	13	5	<b>53</b>
Wayzata Meadow Ridge Elementary	2	0	0	<b>2</b>
Wayzata West Middle School	3	0	0	<b>3</b>
<b>Total</b>	<b>104</b>	<b>38</b>	<b>15</b>	<b>157</b>

## Wayzata Schools that Did Not Report During the 2022-2023 School Year

Kimberly Lane Elementary School  
 North Woods Elementary School  
 Oakwood Elementary School  
 The Alternative Learning Center



# Be@School

## Westonka 2022-2023 School Year Report

Total duplicated reports: 77

Total unduplicated students: 44

Total reports accepted for investigation by child protection: 5

Average number of unexcused days at the first report: 11.8\*

\*School staff sent Report 1s **earlier** than in 2021-2022

### Student ages 5-11

Report 1	Report 2
19	9

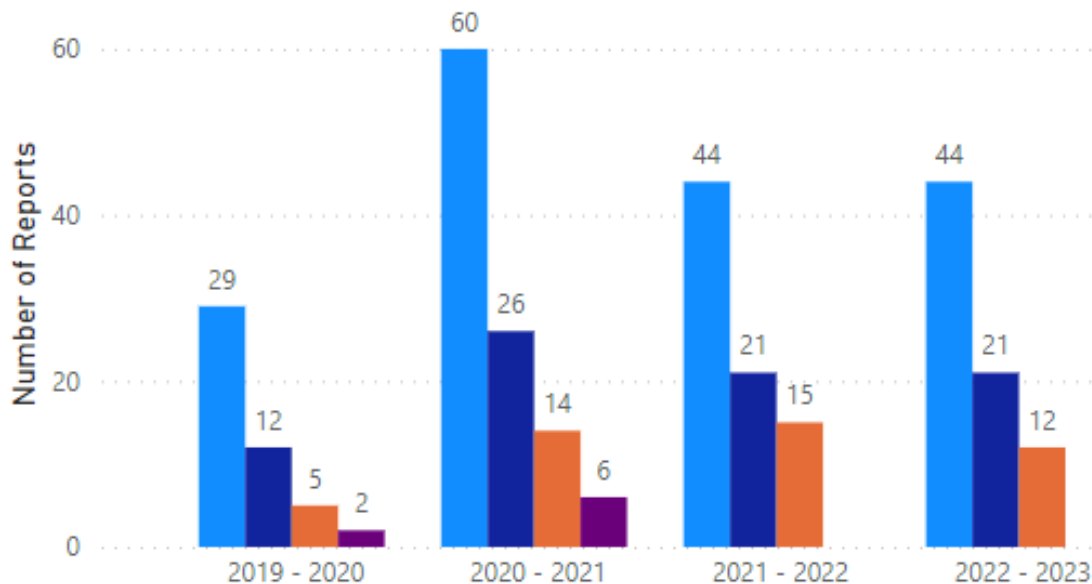
### Student ages 12-17

Report 1	Report 2
25	12

### Number of Reports by Month

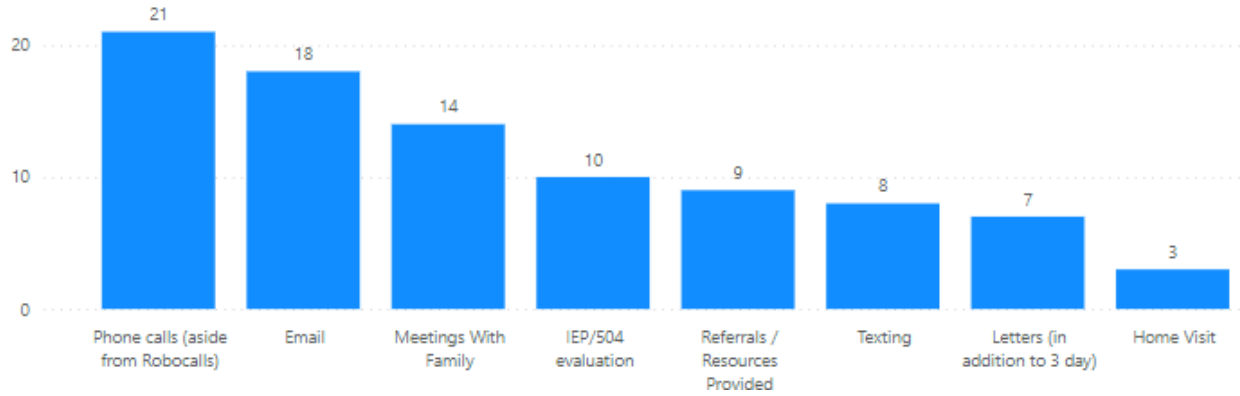
Aug	Sept	Oct	Nov	Dec	Jan	Feb	Mar	April	May	June
0	1	7	9	12	14	9	7	13	4	1

● Report 1 ● Report 2 ● Report 3 ● Report 4

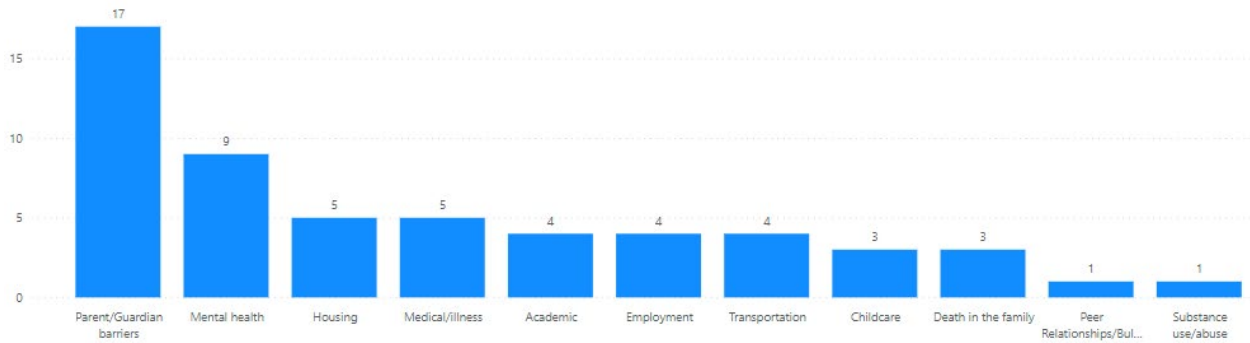


# Westonka 2022-2023 School Year Report

## School interventions attempted at Report 2



## Known and suspected barriers reported by school staff at Report 2



## Westonka Schools that Reported During the 2022-2023 School Year

School	Report 1	Report 2	Report 3	Total
Grandview Middle School	14	4	2	<b>20</b>
Hilltop Primary School	6	5	2	<b>13</b>
Mound Westonka High School	21	11	8	<b>40</b>
Shirley Hills Primary School	3	1	0	<b>4</b>
<b>Total</b>	<b>44</b>	<b>21</b>	<b>12</b>	<b>77</b>

## Westonka Schools that Did Not Report During the 2022-2023 School Year

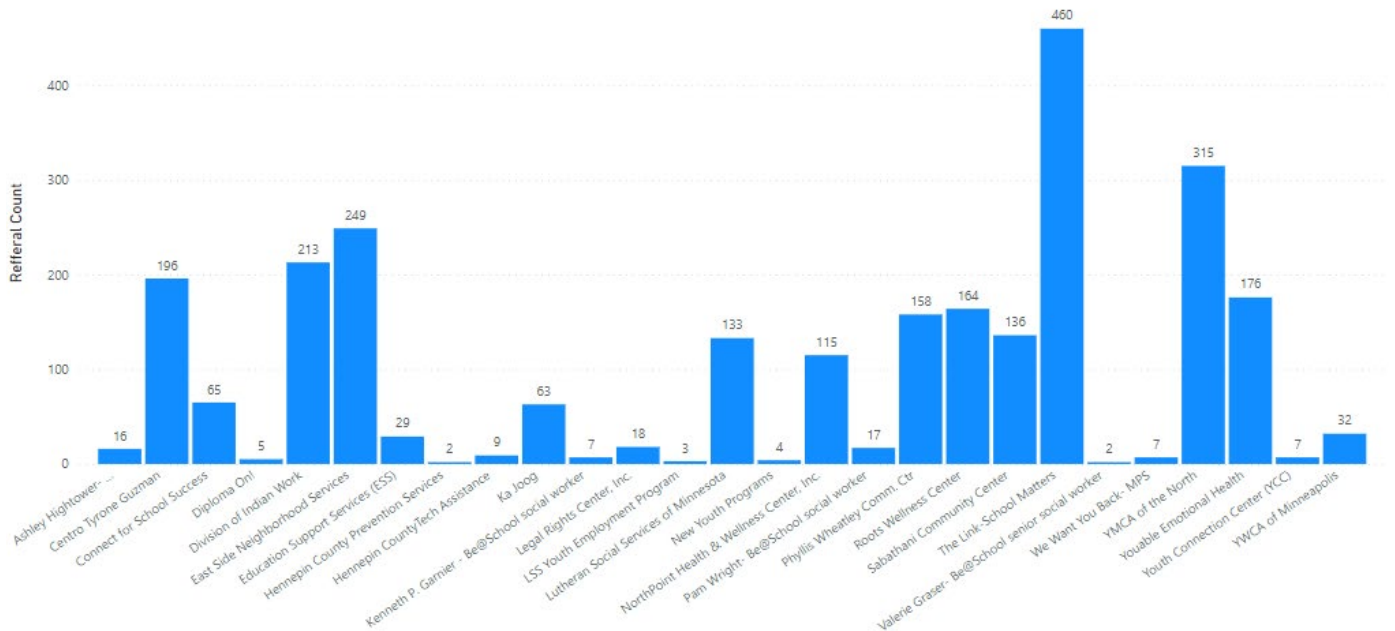
# Be@School

## 2022-2023 Program Summary

- During the 2022-2023 school year, Be@School received **10,836** reports.
- **8,343** unduplicated students were reported to Be@School during the 2022-2023.
- **2,398** students were referred to contracted community agencies. **645** students accepted case management services (27%).
- Be@School scheduled **367** assessment meetings. **175** assessment meetings were held\* (48%).

*\*An assessment meeting is considered held if a parent/guardian and/or student attends the meeting at the date/time scheduled.*

## Referrals Made by Be@School County Staff

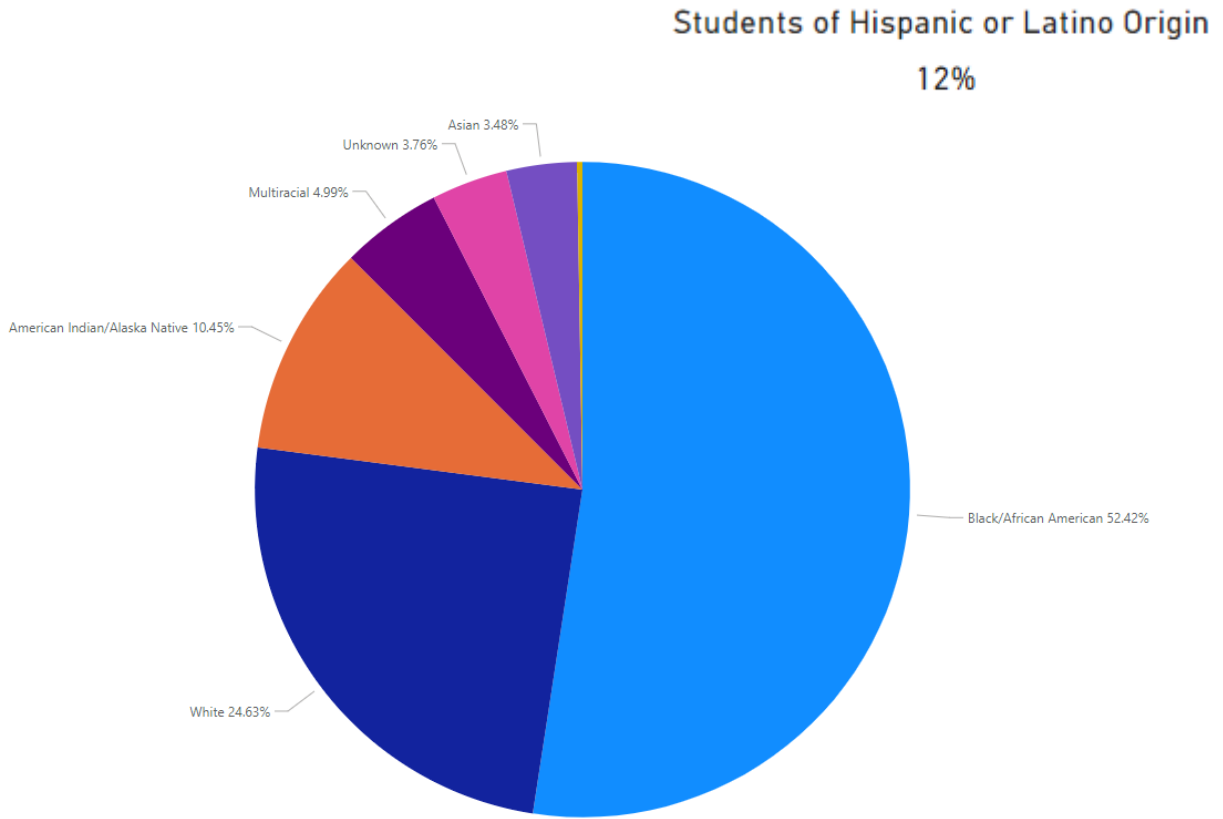


## Referrals Received by District

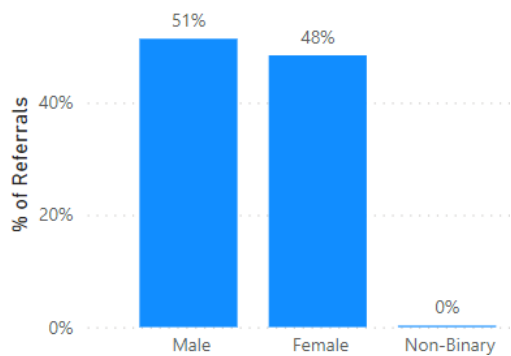
School District	Referrals
Anoka-Hennepin (011)	162
Bloomington (271)	602
Brooklyn Center (286)	175
Buffalo (877)	7
Charter located outside Hennepin County (Charter outside H.C.)	133
Charter located within Hennepin County (Charter w/in H.C.)	822
Eden Prairie (272)	267
Edina (273)	82
Elk River (728)	90
Hopkins (270)	368
Intermediate 287 (287)	147
Minneapolis (001)	4873
Minnetonka (276)	58
Online (Online)	61
Orono (278)	37
Osseo (279)	1074
Other (Other)	175
Out of County (Out of County)	259
Private School (Private School)	59
Richfield (280)	160
Robbinsdale (281)	671
Rockford (883)	39
St. Anthony (282)	4
St. Louis Park (283)	274
Waconia (110)	3
Wayzata (284)	157
Westonka (277)	77
<b>Total</b>	<b>10836</b>

# 2022-2023 Demographic Summary – All Reports

## Referrals by Race/Ethnicity



## Referrals by Gender



## Referrals by Age Group

